DES Waste Management Division
29 Hazen Drive; PO Box 95
Concord, NH 03302-0095

SPRING 2020 MONITORING REPORT
TROY MILLS LANDFILL SUPERFUND SITE
TROY, NEW HAMPSHIRE
NHDES SITE NO. 198405082
NHDES PROJECT NO. 104
CERCLIS ID NO. NHD980520217

Prepared For:
New Hampshire Department of
Environmental Services
Waste Management Division
29 Hazen Drive; PO Box 95
Concord, NH 03302-0095
Contact Number: Mr. Michael Summerlin
Phone Number: 603-271-3649
Contact Email: michael.summerlinjr@des.nh.gov



Prepared By:
GZA GeoEnvironmental, Inc.
5 Commerce Park North, Suite 201
Bedford, NH 03110
Phone Number: (603) 232-8765
Contact Name: Ms. Tanya P. Justham
Contact Email: tanya.justham@gza.com
GZA Project No. 04.0190987.09

Date of Report: August 13, 2020

.

Terie Dube

Digitally signed by Terie Dube
DN: cn=Terie Dube, o=GZA GeoEnvironmental, Inc., ou=Sr. Administrative Assistant, email=terie.dube@gza.com, c=US
Date: 2020.08.13 13:13:03 -04'00'

Known for excellence. Built on trust.

SPRING 2020 MONITORING REPORT
TROY MILLS LANDFILL SUPERFUND SITE
TROY, NEW HAMPSHIRE

NHDES NO. 198405082
CERCLIS ID NO. NHD980520217

August 2020
04.0190987.09

Prepared for:
New Hampshire Department of Environmental Services
Hazardous Waste Remediation Bureau
Concord, New Hampshire

and

United States Environmental Protection Agency Region I
Office of Site Remediation and Restoration
Boston, Massachusetts

Prepared by:

GZA GeoEnvironmental, Inc.
5 Commerce Park North, Suite 201 | Bedford, NH 03110-6984
603-623-3600

Offices Nationwide
www.gza.com

Copyright© 2020 GZA GeoEnvironmental, Inc.

Known for excellence.
Built on trust.

GEOTECHNICAL
ENVIRONMENTAL
ECOLOGICAL
WATER
CONSTRUCTION MANAGEMENT

5 Commerce Park North
Suite 201
Bedford, NH 03110
T: 603.623.3600
F: 603.624.9463
www.gza.com

Via Email

August 13, 2020
File No. 04.0190987.09

Mr. Michael Summerlin, P.E.
New Hampshire Department of Environmental Services
Waste Management Division
29 Hazen Drive, P.O. Box 95
Concord, New Hampshire 03302-0095

Re: Spring 2020 Monitoring Round Data Report
Troy Mills Landfill Superfund Site (Site)
NHDES Site # 198405082
Troy, New Hampshire

Dear Michael:

GZA GeoEnvironmental, Inc. (GZA) is pleased to submit the attached Spring 2020 Monitoring Round Data Report to New Hampshire Department of Environmental Services for the above-referenced Site. Routine monitoring activities at the Site included sampling and analyses of groundwater, leachate, and surface water. Supplemental monitoring activities performed at the Site included screening of groundwater for per- and polyfluoroalkyl substances. This report summarizes the work performed and findings of GZA's annual monitoring and Site maintenance activities, as well as our conclusions and recommendations.

We appreciate the opportunity to have worked with you on this project. Should you have any questions, please call the undersigned at (603) 232-8765.

Very truly yours,

GZA GEOENVIRONMENTAL, INC.

Tanya P. Justham
Senior Project Manager

Claire G. Lund, P.E.
Consultant/Reviewer

Steven R. Lamb, P.G., C.G.W.P.
Principal

TPJ/SRL/CGL:tmd
\\GZABedford\Jobs\04Jobs\0190900s\04.0190987.00 - NHDES 2019-2023 Contract\04.0190987.09 - Troy Mills LF 2020 Monitoring\Report \Text\final 04.0190987.09 Troy 2020 Data Report 081320.docx

Attachment: Report

An Equal Opportunity Employer M/F/V/H

TABLE OF CONTENTS

1.0 INTRODUCTION 1

2.0 BACKGROUND SITE INFORMATION 1

2.1 SITE LOCATION AND DESCRIPTION 1

2.2 SITE HISTORY 2

2.3 BRIEF SUMMARY OF PREVIOUS INVESTIGATIONS AND CONTAMINANTS-OF-CONCERN 2

2.4 LNAPL INVESTIGATIONS 4

2.5 2015 FYR 6

2.5.1 Sediment Toxicity Assessment 6
2.5.2 Supplemental Source Investigation 7

2.6 CONCEPTUAL SITE MODEL 8

2.6.1 Summary of Site Hydrogeology 8

3.0 PFAS MULTI-MEDIA SCREENING 8

3.1 PFAS SCREENING AND REGULATORY VALUES 8

3.2 2018 PFAS SAMPLE COLLECTION ASSESSMENT AND GROUNDWATER SCREENING RESULTS 9

3.3 2019 SURFACE WATER AND LEACHATE PFAS SCREEN RESULTS 9

4.0 2020 SAMPLING AND ANALYSIS PLAN 10

5.0 SUMMARY OF THE SPRING 2020 MONITORING ROUND 10

5.1 GENERAL SITE OBSERVATIONS AND MAINTENANCE 10

5.2 COMPREHENSIVE GROUNDWATER LEVEL MEASUREMENT ROUND 11

5.2.1 Surface Water Stage Measurements 12

5.3 GROUNDWATER SAMPLING AND METHODOLOGY 12

5.3.1 Sampling Using Bladder Pumps 13
5.3.2 Sampling Using Peristaltic Pumps 14

5.4 LEACHATE SAMPLING 14

5.5 SURFACE WATER SAMPLING 14

5.6 2020 PFAS SCREENING PROGRAM 15

5.7 DECONTAMINATION PROCEDURES AND WASTE DISPOSAL 15

6.0 PROJECT QUALITY ASSURANCE / QUALITY CONTROL SUMMARY OF FIELD WORK 16

6.1 FIELD EQUIPMENT MAINTENANCE AND CALIBRATION 17

6.2 FIELD QUALITY CONTROL SAMPLE COLLECTION 18

6.2.1 Duplicate Sample Results 18
6.2.2 Trip Blanks 18
6.2.3 Equipment Blanks 18
6.2.4 Field Blanks 19

6.3 DATA VERIFICATION AND VALIDATION 19

7.0 SUMMARY OF SPRING 2020 MONITORING DATA RESULTS 19

7.1 HYDRAULIC HEAD DATA EVALUATION 20

7.1.1 Overburden Groundwater Flow 20
7.1.2 Bedrock Groundwater Flow 20
7.1.3 Vertical Gradients 20

7.2 GROUNDWATER QUALITY 21

7.2.1 Background Water Quality 21
7.2.2 NH AGQS/ROD ICL Exceedances 21
7.2.3 VOCs and 1,4-Dioxane in Groundwater 22
7.2.4 SVOCs in Groundwater 23
7.2.5 Manganese in Groundwater 23
7.2.6 PFAS in Groundwater 24
7.2.6.1 Comparison to EPA Screening and Regulatory Values 24
7.2.6.2 Comparison to NH AGQS 25

7.3 LEACHATE DATA RESULTS 25

7.3.1 Leachate PFAS Data Results 26

7.4 SURFACE WATER DATA RESULTS 26

7.4.1 Surface Water PFAS Data Results 26

8.0 CONCLUSIONS AND RECOMMENDATIONS 27

8.1 RECOMMENDATIONS 28

9.0 REFERENCES 30

TABLES

TABLE 1 MULTI-MEDIA SAMPLING – SUMMARY OF THE SPRING 2020 MONITORING ACTIVITIES
TABLE 2 WELL CONSTRUCTION INFORMATION
TABLE 3 GROUNDWATER LEVEL MEASUREMENTS AND ELEVATION DATA
TABLE 4 VERTICAL HYDRAULIC GRADIENTS
TABLE 5A SUMMARY OF DETECTED COMPOUNDS IN GROUNDWATER SAMPLES
TABLE 5B SUMMARY OF NATURAL ATTENUATION PARAMETERS
TABLE 6 SUMMARY OF DETECTED PFAS COMPOUNDS IN GROUNDWATER SAMPLES
TABLE 7 SUMMARY OF DETECTED COMPOUNDS IN LEACHATE SAMPLES
TABLE 8 SUMMARY OF DETECTED COMPOUNDS IN SURFACE WATER SAMPLES
TABLE 9 SUMMARY OF DETECTED PFAS COMPOUNDS IN LEACHATE AND SURFACE WATER SAMPLES
TABLE 10 RELATIVE PERCENT DIFFERENCE (RPD) CALCULATIONS FOR DUPLICATE SAMPLES
TABLE 11 HISTORICAL EQUIPMENT BLANK SAMPLES AND RESULTS

GRAPHS

GRAPH 1 INTERIM CLEANUP LEVEL (ICL) EXCEEDANCES AT TRY_MW-804
GRAPH 2 INTERIM CLEANUP LEVEL (ICL) EXCEEDANCES AT TRY_MW-805
GRAPH 3 INTERIM CLEANUP LEVEL (ICL) EXCEEDANCES AT TRY_MW-205
GRAPH 4 DEHP CONCENTRATIONS VS. GROUNDWATER ELEVATION AT TRY_MW-205
GRAPH 5 INTERIM CLEANUP LEVEL (ICL) EXCEEDANCES AT TRY_MW-803
GRAPH 6 INTERIM CLEANUP LEVEL (ICL) EXCEEDANCES AT TRY_MW-A28
GRAPH 7A INTERIM CLEANUP LEVEL (ICL) EXCEEDANCES OF MANGANESE EXCEEDING 5 MG/L AND DISPLAYING INCREASING OR VARIABLE TRENDS
GRAPH 7B INTERIM CLEANUP LEVEL (ICL) EXCEEDANCES OF MANGANESE EXCEEDING 5 MG/L AND DISPLAYING POTENTIAL DECREASING TRENDS
GRAPH 7C INTERIM CLEANUP LEVEL (ICL) EXCEEDANCES OF MANGANESE LESS THAN 5 MG/L AND DISPLAYING INCREASING OR VARIABLE TRENDS
GRAPH 7D INTERIM CLEANUP LEVEL (ICL) EXCEEDANCES OF MANGANESE LESS THAN 5 MG/L AND DISPLAYING POTENTIAL DECREASING TRENDS

FIGURES

FIGURE 1 LOCUS AND SITE EXPLORATION PLAN
FIGURE 2 OVERBURDEN GROUNDWATER ELEVATIONS AND POTENTIOMETRIC SURFACES (2020)
FIGURE 3 GROUNDWATER VOC KEY CONTAMINANT RESULT SUMMARY (2020)
FIGURE 4 GROUNDWATER SVOC KEY CONTAMINANT RESULT SUMMARY (2020)
FIGURE 5 GROUNDWATER MANGANESE KEY CONTAMINANT RESULT SUMMARY (2020)
FIGURE 6A GROUNDWATER PFOA KEY CONTAMINANT RESULT SUMMARY (2020)
FIGURE 6B ESTIMATED DISTRIBUTION OF PFOA IN OVERBURDEN GROUNDWATER (2020)
FIGURE 7 KEY CONTAMINANTS WITHIN SURFACE WATER AND LEACHATE (2020)

APPENDICES

APPENDIX A LIMITATIONS
APPENDIX B HISTORICAL FIGURE AND GROUNDWATER DATA
APPENDIX C CONCEPTUAL SITE MODEL
APPENDIX D EPA SURFACE WATER SCREENING LEVELS MEMORANDUM
APPENDIX E FIELD NOTES FROM LOG BOOKS
APPENDIX F SITE PHOTOGRAPHIC LOG
APPENDIX G COMPLETED FIELD MEASUREMENT FORMS
- *Water Level Worksheet*
- *SmarTroll Low-Flow Test Reports*
- *Surface Water / Sediment Worksheet*

APPENDIX H WASTE DISPOSAL MANIFEST
APPENDIX I VENDOR CERTIFICATIONS AND INSTRUMENT CALIBRATION / MAINTENANCE LOGS
- *Vendor Equipment Certifications*
- *Instrument Calibration Logs*

APPENDIX J ALPHA LABORATORY ANALYTICAL DATA PACKAGES

1.0 INTRODUCTION

This report presents a summary of the spring 2020 monitoring round conducted by GZA GeoEnvironmental, Inc. (GZA) on behalf of the United States Environmental Protection Agency (EPA) and the New Hampshire Department of Environmental Services (NHDES) at the Troy Mills Landfill Superfund Site (Site) in Troy, New Hampshire (NHDES Site # 198405082; CERCLIS Site ID Number NHD980520217).

Monitored Natural Attenuation (MNA) is the primary component of the selected remedy in the Record of Decision (ROD)[1] to achieve the "Management of Migration" Remedial Action Objective (RAO) for the Site. Routine monitoring is conducted to evaluate the effectiveness of the MNA component and includes the sampling and chemical analysis of groundwater from an existing network of monitoring wells and surface water, sediment, leachate, and wetland soils sampling locations. Supplemental investigation activities conducted during 2020 included the collection of groundwater, leachate, and surface water samples for analysis of per- and polyfluoroalkyl substances (PFAS). The sampling was performed in accordance with the Hazardous Waste Remediation Bureau (HWRB) Master Quality Assurance Project Plan (QAPP) EPA RFA# 18008 current at the time of sampling and the EPA and NHDES-approved March 2020 Sampling and Analysis Plan (SAP).

Authorization to proceed on this project was granted by NHDES in accordance with our proposed Work Scope and Budget Estimate dated February 10, 2020, and NHDES' Work Scope Approval (WSA) dated February 25, 2020 (WSA #2). The work was performed in general accordance with our NHDES Contract for Environmental Consulting Services effective as of July 1, 2019 through June 30, 2023 as approved by the Governor and Council on June 5, 2019.

This report presents GZA's field observations, results, technical opinions, and recommendations. The opinions included in this report are subject to modification based on additional information obtained by GZA or provided to GZA by other parties and the Limitations presented in **Appendix A**.

2.0 BACKGROUND SITE INFORMATION

2.1 SITE LOCATION AND DESCRIPTION

The Site is an undeveloped 2-acre former drum disposal area located in Troy, New Hampshire (Cheshire County) about 1.5 miles south of the Center of Troy (refer to **Figure 1**). The 2-acre Site is a portion of a larger 10-acre landfill within the 270-acre property formerly owned by Troy Mills, Inc. (TMI). The landfill was used by TMI for the disposal of solid wastes including fabric scraps from the textile mill. Drummed solids and liquids were primarily disposed within the 2-acre area currently referred to as the Site, including the Lower Drum Area and Upper Drum Area. The remaining 8 acres of landfill located to the north of the Site are generally referred to as the solid waste landfill (refer to **Figure 1**). Access to the Site is off Rockwood Pond Road via a separately owned, private gravel pit access road in Fitzwilliam, New Hampshire.

[1] Region 1 Record of Decision, Troy Mills Landfill Superfund Site, Troy, New Hampshire, dated September 30, 2005.

The Site is bordered by the following:

- To the north by an 8-acre solid waste landfill that is separately regulated by the NHDES Solid Waste Bureau under facility identification number 261;
- To the east by a former railroad bed currently used as a walking, all-terrain vehicle, and snowmobile trail, and beyond by undeveloped land;
- To the west by the main Site access road, a wetland area, and Rockwood Brook; and
- To the south by the eastern branch of Rockwood Brook and beyond by undeveloped land.

The Site and a portion of the 8-acre solid waste landfill is encompassed by a Groundwater Management Zone (GMZ) comprising 16.86 acres and including downgradient land beyond the landfill area. Rockwood Brook flows south to north and continues downstream to Sand Dam Pond, a recreational area located approximately 1 mile north of the Site. The former drum disposal area is located in an area outside of the 100-year floodplain of Rockwood Brook.

2.2 SITE HISTORY

TMI disposed of hazardous substances that were generated at its acrylic fabric manufacturing facility in Troy between 1967 and 1978. An estimated 6,000 to 10,000 fifty-five-gallon drums of waste liquid and sludge containing mostly plasticizers such as bis[di](2 ethylhexyl)phthalate (DEHP) and a petroleum-based solvent known as Varsol™ (also known as Stoddard solvent or mineral spirits) were disposed of on Site. Other drummed wastes included pigments, surplus mixes, and tank residuals of vinyl resins, paint resins, and top coating products. Between 1979 and 2005, several investigations of the Site occurred that are described in **Section 2.3** below.

2.3 BRIEF SUMMARY OF PREVIOUS INVESTIGATIONS AND CONTAMINANTS-OF-CONCERN

From 1979 to the present, multiple investigations have been conducted at the Site. These investigations are briefly summarized herein and are further described in the Final Feasibility Study (FS), prepared by Metcalf & Eddy, Inc. (M&E), dated September 2005.

Under the State of New Hampshire hazardous waste remediation program, TMI completed a Phase I investigation of the drum disposal area in August 1981, a Phase II investigation in December 1981, and a Phase III investigation in July 1982. Based on the findings, TMI entered into a Consent Agreement with NHDES in January of 1985 that required TMI to submit a waste analysis plan, a preliminary risk assessment, a remedial investigation/feasibility study (RI/FS), and an engineering design of the selected remedial alternative. A preliminary human health risk assessment, completed in March 1986, concluded that a Level 2 risk assessment should be conducted since concentrations of volatile organic compounds (VOCs) in groundwater indicated a potentially elevated risk. The required remedial investigation (RI) was conducted in 1987. The risk assessment was completed during 1991 (Weston, 2003) and concluded that risk to human health was negligible; however, it was later determined that the Site had not been thoroughly characterized.

A Phase I Pre-Design study, conducted during 1995, identified light non-aqueous phase liquid (LNAPL) in newly installed wells and a leachate outbreak. Subsequent analyses indicated that concentrations of contaminants in

groundwater exceeded the New Hampshire Ambient Groundwater Quality Standards[2] (AGQS) (Weston, 2003). The Pre-Design study recommended a containment remedy and further evaluation of the potential for intrinsic remediation of Site groundwater (GEI Consultants, Inc., 1995).

A Phase II Pre-Design report, completed during September 1998, proposed the installation of a hanging slurry wall combined with product collection and a flow-through (intrinsic) treatment gate downgradient of the buried drum area and the leachate outbreak. NHDES questioned the conclusion made in the Phase II Pre-Design report that only a small percentage of the drums remaining in the drum disposal area were still intact and contained liquid. Instead, the NHDES supported a containment-based remedial action, and during April 2000 agreed to a modified version of a containment-based remedial action originally proposed during 1995 with the condition of commitment by TMI to long-term operation, maintenance, and monitoring (Weston, 2003).

During September 2000, TMI requested to defer remediation of the drum disposal area to 2003/2004 due to unfavorable corporate and financial market conditions. During December 2000, NHDES approved the deferral schedule provided by TMI based on the remote location of the Site combined with monitoring data that did not suggest an imminent and substantial threat to public health or the environment. TMI filed for Chapter 11 bankruptcy on November 2, 2001.

During September 2003, the Site was listed on the National Priorities List (NPL) and a time-critical removal action was initiated. During July 2004, EPA's Superfund Remedial Program retained M&E under the Remedial Action Contract to initiate a RI to determine if additional remedial actions would be needed after the completion of the removal action. The RI documented the nature and extent of residual contamination and evaluated risks to human health and the environment from current or expected future exposures to residual contamination. Five additional wells were installed at the Site and groundwater, surface water, soils, and sediments were sampled during December 2004.

Between 2004 and 2005, EPA completed a drum and flammable liquid and contaminated soil/sludge removal action, constructed three LNAPL interceptor trenches, and constructed a 2-foot-thick permeable soil cap over the excavation area. The 8-acre solid waste landfill was used as a staging area during the drum removal and, consequently, some grading and cover improvements were performed on portions of the solid waste landfill following completion of the drum removal. A subsequent RI of the Site was completed by M&E during July 2005 for EPA. The RI identified a plume of groundwater contamination, approximately 8 to 9 acres in area, consisting of organic contaminants (alkylbenzenes, chlorinated solvents, phthalates, and toluene). It was concluded that the contaminants of concern (COCs) were naturally biodegrading and that removal of the buried drums eliminated the primary source of on-going contamination to groundwater.

The 2005 RI/FS completed by M&E also established RAOs and preliminary remediation goals, identified and screened potential treatment and containment technologies, and developed and evaluated remedial alternatives. It was concluded by M&E that the primary contaminants posing human health risks and hazards were DEHP in leachate and various organics and inorganics in groundwater.

Pursuant to the ROD, EPA concluded that the selected remedy for contaminated groundwater, LNAPL, and residual soil contamination include the following remedial components:

[2] AGQS are included in the New Hampshire Code of Administrative Rules Env-Or 600 (Env-Or 603.03).

- Maintenance of the LNAPL interceptor trenches;
- Maintenance of a permeable soil cap;
- MNA of groundwater contaminants including the monitoring of groundwater, surface water, sediment, leachate, and wetland soil;
- Institutional controls (ICs); and
- Five-year reviews.

During 2008 and 2009, approximately 2 to 3 acres of the solid waste landfill were capped under a Consent Decree with NHDES by a third party unrelated to the Site.

The first statutory five-year review (FYR) was completed by EPA during September 2010 to document the status of the selected remedy relative to its being protective of human health and the environment. The trigger for the FYR was the initiation of the ROD-specified cleanup actions completed during the fall of 2005. The FYR documented that the remedy was currently protective of human health and the environment as envisioned by the ROD; however, in order for the remedy to be considered protective over the long term, the following actions were recommended:

- With regard to effectiveness of ICs, violations and vandalism should be reported to the State and the Town for response with appropriate follow-up monitoring and enforcement actions. Repair damaged wells, post warning signs at the inner gate and former drum disposal area, and consider fencing the former drum disposal area to restrict access by all-terrain vehicles;
- Conduct a supplemental investigation of the residual LNAPL source area and further evaluate effectiveness of the interceptor trenches in capturing remaining LNAPL;
- Perform supplemental hydrogeologic studies to confirm hydrostratigraphy and the COC fate and transport in groundwater to confirm the effectiveness of the MNA management of migration remedy at the Site and to better forecast time to cleanup; and
- Perform a hydrologic evaluation within the transition zone between groundwater and surface water in the Rockwood Brook Wetland Study area and Rockwood Brook. Review existing data from nearby groundwater monitoring wells relative to appropriate benchmark ecological risk screening values applied to receptor exposures within the groundwater – surface water transition zone.

2.4 LNAPL INVESTIGATIONS

Between 2011 and 2013, GZA performed phased supplemental LNAPL investigations to further delineate the LNAPL source area and aid the evaluation of potential focused remedial alternatives in the vicinity of the LNAPL interceptor trenches and former drum disposal area. GZA concluded the following with regard to the persistence of LNAPL:

- LNAPL present in the vicinity of the interceptor trench area appeared to be both laterally and vertically discontinuous, particularly under high water table conditions. The lack of discernible connectivity within the

LNAPL in this area was likely a reflection of the combined influences of historical downgradient LNAPL recovery from the trench network, upgradient source reduction, and hydraulic influences stemming from cap installation;

- The results of LNAPL recovery testing, when combined with the historical record of product thicknesses in wells near the interceptor trenches, indicated that the LNAPL appeared to have transitioned away from a mobile state and toward a condition where LNAPL pore concentrations exist at or below residual saturation levels under current Site conditions (i.e., an immobile state);

- While historically effective, the interceptor trenches were no longer readily recovering free product. The cessation of LNAPL recovery from the trenches may be at least partially attributed to the previously mentioned transition toward residual-dominated (i.e., immobile LNAPL) conditions in the trench area;

- Field screening and analytical data collected during subsurface explorations, as well as the data collected during a Laser-Induced Florescence survey performed during 2012 at TRY_B10, did not support the existence of a significant continuing LNAPL source in overburden within the former drum disposal area; and

- Although based on spatially and temporally limited data, the results of the free product laboratory analysis suggested weathering and mass transfer from the LNAPL did not appear to be significantly changing the chemical composition of the LNAPL. The lack of an appreciable change in composition is consistent with the recalcitrant nature of the primary LNAPL constituent DEHP.

Pursuant to the ROD, the interceptor trenches were to "*continue to be maintained and operated until LNAPL levels dissipate, at which time, they will be kept available for continued monitoring as part of the groundwater component of the remedy*." The ROD further states that "*if continued monitoring is no longer necessary, the interceptor trenches will be decommissioned in a manner determined appropriate at that time*."

In the May 2013 Investigation Report GZA recommended that trench decommissioning coinciding with excavation, removal, and off-site disposal of accessible LNAPL-impacted soil be performed. This work was largely completed by January 2014 with final Site restoration occurring during May 2014. Work associated with the decommissioning of the interceptor trenches was summarized in "Completion Report – Trench Decommissioning" dated July 2014. The following LNAPL gauging wells (C-series wells) and groundwater monitoring wells (201-series wells) located in the vicinity of the interceptor trenches were also decommissioned during the removal of the trenches (refer to **Appendix B** for an historical figure depicting the former locations of the LNAPL trench, 201-series wells, and C-series wells):

- MW-C1S
- MW-C2S
- MW-C3S
- MW-C4S
- MW-C5S
- MW-C7S
- MW-C8S
- MW-201D
- MW-201M
- MW-201S
- MW-201P

An explanation of significant differences was issued during 2014 to document changes in the New Hampshire AGQS and to update other state and federal applicable or relevant and appropriate requirements (ARARs).

2.5 2015 FYR

The second FYR dated September 2015 stated that the remedy is currently protective of human health and the environment. In order for the remedy to be protective in the long term, however, the following actions should be considered:

- Site security options to limit trespassing and Site access. EPA will review options with State and Town officials including but not limited to: erect additional fences and signage; relocate the gate; determine in consultation with State and Town officials whether there are other effective means to limit trespassing and access. If trespassing persists, EPA will consider whether a revised human health risk assessment is needed;

- IC options to prevent potential exposure to contaminated soils. EPA, in consultation with State and Town officials, will consider modification of existing ICs, more effective enforcement of existing ICs, or implementation of additional ICs to limit exposure to contaminated soils; and

- Evaluate extent of contaminated sediment and conduct toxicity evaluation and ecological risk assessment. EPA, in consultation with State, will evaluate on-site wetlands to determine the current nature and extent of contaminated sediment and if some areas need to be re-assessed relative to ecological risk to benthic invertebrates through chemical analysis and toxicity testing.

Based on refinement of the Conceptual Site Model (CSM) indicating that the plume was limited to a narrow area within overburden groundwater along the northern side of the former drum disposal area with the primary plume axis trending along the east to west flow path, 17 on-site groundwater monitoring wells were determined to be superfluous. The following wells were decommissioned during the fall 2014 monitoring activities:

- P-1
- M-2
- M-3
- M-5
- M-6
- MW-101
- MW-109
- MW-108
- MW-502
- MW-504
- MW-505
- MW-506
- MW-507
- MW-202S
- MW-202D
- MW-602S
- MW-603

** well MW-106 was planned for decommissioning; however, it could not be located.*

A historical figure depicting the locations of the decommissioned wells and a historical table including data for all Site wells between 2004 and 2016 are included in **Appendix B**.

Site security enhancements were completed during 2017 to fulfill the recommendation for the Site access issue identified during the second FYR and with the goal of limiting unauthorized access to the Site and conveying Site exposure concerns to potential trespassers.

2.5.1 Sediment Toxicity Assessment

EPA and their contractor, Techlaw, collected sediment samples for analytical chemistry and toxicity analyses during August and October 2016. Techlaw concluded the following:

- **Sediment Toxicity Testing Results**

  "The sediment toxicity tests identified effects on survival and biomass in both test species only in sediment sample SW-Leach A-01. This sample was collected from an orange-colored seep which supplies most of the surface water flowing through the forested wetland. Significant effects were not observed in either test species exposed to the remaining four site sediment samples. Based on this first line of evidence, it was concluded that the conditions in Rockwood Brook sediments are unlikely to result in population-level effects to the local BMI community from exposure to seepage, whereas the sediment sample collected from where orange-colored seep water originates at location SW-Leach A-01 caused measurable effects."

- **Sediment Analytical Chemistry Data Results**

  "The sediment analytical chemistry data did not identify any particular analyte to explain the toxicity measured in sediment sample SW-Leach A-01. This toxicity, while real, appears to result from unknown causes. It is plausible, but unproven, that the toxic response may be associated with specific physical-chemical conditions (e.g., iron floc) prevailing at the seep itself.

  The lack of an obvious chemical signature in the four remaining site sediment samples collected from the forested wetland area and Rockwood Brook, and the two reference samples, corroborated the toxicity test results. Based on this second line of evidence, it was concluded that the conditions in the sediment samples collected from the three Rockwood Brook seeps and seep FW-01 in the forested wetland are unlikely to result in population-level effects to the local BMI community."

- **Recommended Monitoring Program Of Sediment Chemical Analyses**

  "The TDF requested that ESAT develop a monitoring program based only on periodic sediment chemical analyses. Only sediment sample SW-Leach A-01 was toxic. The location from where this sample was collected is the main "source" for the orange-colored water that flows through the forested wetland. That location makes it a logical choice for future monitoring. Yet, the chemical analysis did not identify any analytes that may be responsible for the observed toxic responses.

  The lack of an obvious cause for the toxicity in SW-Leach A-01 represents a dilemma for proposing a defensible sediment monitoring program. ESAT discussed this issue with the task order contracting officer representative to try to develop a workable solution. After reviewing all the data, it was concluded that the sediment toxicity at this location was real but could not be linked to any of the measured analytes. In addition, future sampling at location SW-Leach A-01would not resolve the current disconnect between chemistry and toxicity. As such, it was determined that a sediment chemistry monitoring program could not be developed given the existing conditions at sample location SW-Leach A-01."

2.5.2 Supplemental Source Investigation

As a component of the Second FYR, it was concluded that DEHP is likely to persist in the aqueous phase in groundwater at the Site due to rate-limited mass transfer from remaining residual non-aqueous mass and general recalcitrance of this contaminant in anaerobic groundwater environments. This finding was supported by the results of the trend analyses included in the second FYR that were performed using monitoring data collected prior to and during 2015. The trend analyses for DEHP included in the second FYR are currently considered unreliable for most of the wells due to the potential for biased data from cross-contamination between wells and

non-dedicated equipment smearing surface DEHP into the groundwater column when installed for sampling. However, relatively high concentrations of DEHP exceeding the New Hampshire AGQS were consistently observed at well MW-205 between 2005 and 2014, which has had dedicated sampling equipment installed in the well since 2008, indicating that the results between 2008 and 2014 for TRY_MW-205 are potentially more reliable than results for other wells during the same time period.

Because MW-205 is located outside and cross-gradient to the drum removal area, a recommendation was made in the Spring 2016 Monitoring Round Data Report to perform surficial geophysics (e.g., ground penetrating radar [GPR]) and focused test pit explorations in this area to explore whether a separate source may exist outside of the drum removal area.

Areas of possible buried metal were identified during the surficial geophysical survey conducted in May 2017 and confirmed during test pit excavations in August 2017. In general, the observed landfilled materials and soil impacts were relatively benign; however, residual waste material was observed in test pit TRY_TP-1 associated with a buried 55-gallon drum, which represents a potential continuing source of contamination to groundwater. Test pit TRY_TP-1 is located within the area between monitoring wells MW-205, MW-803, and MW-804.

2.6 CONCEPTUAL SITE MODEL

The CSM compiled from historical reports is included in **Appendix C** for comparison to data collected during the spring 2020 monitoring event. The following provides a summary of the Site hydrogeology. Refer to **Appendix C** for additional information.

2.6.1 Summary of Site Hydrogeology

The 2005 RI reports two groundwater flow systems are present at the Site, including overburden and bedrock systems. The overburden groundwater flow system is inclusive of the sand and till units, with depth to groundwater generally ranging from about 5 to 35 feet below ground surface. Groundwater flow in the overburden is to the west or northwest, toward Rockwood Brook (**Figure 2**).

Historical water level measurements from bedrock wells along a northwest transect across the Site (MW-701, MW-602B, MW-108 (decommissioned), M-7D, and MW-702D) suggest that bulk groundwater flow direction in bedrock is toward the west/northwest consistent with that observed in overburden groundwater.

3.0 PFAS MULTI-MEDIA SCREENING

3.1 PFAS SCREENING AND REGULATORY VALUES

PFAS are emerging contaminants, known to be stable, persistent, and bioaccumulative in the environment. Various regulatory thresholds have been established including those used in evaluating the data collected at the Site in 2020 as summarized below.

Screening levels (SLs) for the PFAS compounds perfluorooctanoic acid (PFOA), perfluorooctane sulfonic acid (PFOS), and perfluorobutane sulfonate (PFBS) in groundwater were developed by EPA using the Regional Screening Levels (RSL) calculator for a residential scenario and utilizing a Hazard Index (HI) = 0.1 to determine if

the contaminant levels present at a site may warrant further investigation. This is consistent with standard practices for screening to identify contaminants of potential concern during a Remedial Investigation. The SLs for PFOA and PFOS are each 40 nanograms per liter (ng/L) and the SL for PFBS is 40,000 ng/L. Concentrations of PFOA or PFOS in groundwater that exceed 400 ng/L exceed an HI of 1 in a risk-based scenario.

During May 2016, EPA issued a Lifetime Drinking Water Health Advisory (EPA Health Advisory) level of 70 ng/L for PFOA, PFOS, and for both PFOA and PFOAS combined where these chemicals are present together. EPA recommends that the EPA Health Advisory level of 70 ng/L be used as the preliminary remediation goal (PRG) for contaminated groundwater that is a current or potential source of drinking water where no state Maximum Contaminant Level (MCL) or other ARARs are available or sufficiently protective (EPA, 2020).

In 2016, NHDES established an AGQS of 70 ng/L for PFOA, PFOS, and for both PFOA and PFOS combined where these chemicals are present together. The AGQS was based on the Reference Dose established in EPA's Health Advisory for PFOA and PFOS, as discussed above.

Effective July 23, 2020, New Hampshire established MCLs in drinking water for PFOA (12 ng/L), PFOS (15 ng/L), perfluorononanoic acid (PFNA, 11 ng/L), and perfluorohexane sulfonic acid (PFHxS, 18 ng/L)). New Hampshire also established AGQS for PFNA and PFHxS equivalent to the MCLs and lowered the AGQS for PFOA and PFOS to match the new MCLs.

EPA developed Site-specific screening values for PFOA (713 ng/L), PFOS (713 ng/L), and PFBS (713,000 ng/L) in surface water and issued them in a memorandum dated June 22, 2020 (**Appendix D**). The Site-specific screening levels were developed for a recreational surface water exposure pathway for a child swimmer based on ingestion exposure since no dermal or inhalation toxicity values for the contaminants are currently available.

3.2 2018 PFAS SAMPLE COLLECTION ASSESSMENT AND GROUNDWATER SCREENING RESULTS

During 2018, NHDES initiated screening of Site groundwater for PFAS. PFOA was detected at concentrations exceeding the EPA SL, EPA Health Advisory, and AGQS in groundwater collected from certain monitoring wells on the Site with a maximum concentration of 790 ng/L (MW-804).

Prior to performing the fall 2018 monitoring round, GZA performed an assessment of using Site sampling equipment (i.e., Teflon bladders and Teflon tubing installed at the Site) for the collection of PFAS samples. Based on the results of the sample collection assessment, which showed no PFAS contribution, PFAS samples were collected directly from the selected monitoring wells using the installed sampling equipment.

3.3 2019 SURFACE WATER AND LEACHATE PFAS SCREEN RESULTS

Based on the results of the 2018 groundwater screening, samples were collected for PFAS analysis from five surface water sampling locations and two leachate sampling locations during 2019. Low levels of five PFAS (each perfluoroalkyl carboxylic acids) were detected in the surface water samples collected from Rockwood Brook and Sand Dam Pond. PFOA was one of the five PFAS detected in the surface water samples; however, the maximum detected concentration of 5.34 ng/L is well below the Site-specific screening level of 713 ng/L established by EPA for PFOA in surface water.

Relatively higher (compared to surface water) concentrations of 10 PFAS compounds were detected in the two leachate samples collected. The PFAS compounds detected within the surface water and leachate samples were consistent with the compounds detected in Site groundwater during fall 2018.

4.0 2020 SAMPLING AND ANALYSIS PLAN

The SAP describes the sampling locations, field measurement procedures and criteria, sampling methods, sample container requirements, preservation, and decontamination procedures.

Relative to the MNA component of the remedy and the monitoring conducted during 2020, the primary Data Quality Objectives (DQOs) include collecting data of a known and sufficient quality to accomplish the following:

- Confirm water quality in compliance wells;
- Assess the effectiveness of MNA at the Site and whether natural attenuation processes are continuing to degrade the COCs; and
- Assess contaminated groundwater impact to leachate seeps and Rockwood Brook surface water.

The NHDES- and EPA-approved March 2020 SAP is available electronically on NHDES' OneStop database *https:/www.des.nh.gov/onestop/index.htm*. Deviations from the SAP that occurred during the spring 2020 monitoring event resulting from unforeseen field conditions or changes, following discussions with NHDES and EPA, are discussed in **Section 6.0** below, as appropriate.

5.0 SUMMARY OF THE SPRING 2020 MONITORING ROUND

Site activities during spring 2020 included:

- A comprehensive water level measurement round of groundwater monitoring wells;
- Groundwater quality monitoring of 32 wells; and
- Monitoring of leachate and surface water.

Refer to **Table 1** for specific media sampled and the analyses performed and **Appendix E** for copies of GZA's field notes. Each of the samples collected was submitted for laboratory analyses to NHDES' contract laboratory Alpha Analytical Laboratories (Alpha) of Westborough and Mansfield, Massachusetts.

5.1 GENERAL SITE OBSERVATIONS AND MAINTENANCE

GZA observed the following field and maintenance related conditions:

- One "Private Property - No Trespassing" sign had been removed from a post near the northern entrance to the Site and the contact information on each of the remaining "Private Property – No Trespassing" signs was observed to be fading. GZA replaced the missing sign and rewrote NHDES contact information on each sign;

- Brush and vegetation were cleared around the M-7 and MW-105 series wells to allow for better access to the monitoring wells for sampling;

- GZA relabeled monitoring well identifications on the exterior of standpipes as necessary;

- During initiation of purging at wells MW-201SX and MW-803, the dedicated QED T1250 bladder pumps installed in each of the wells did not appear to be refilling after the initial discharge cycle (i.e., water did not discharge after an initial discharge of approximately 100 milliliters). The pumps were pulled from the wells, drained, and observed for issues. The check ball in the pump intake had become stuck in the intake in both pumps, preventing groundwater from entering the pump bladder. GZA loosened and cleaned the check balls, decontaminated the exterior of the pumps, and reinstalled each pump in its respective monitoring well;

- The beaver dam on Rockwood Brook by the MW-105D series wells was partly reconstructed and elevated water levels were observed in the area behind the dam. At the time of sampling, GZA did not observe surface water and leachate monitoring locations to be impacted by the elevated water levels, with the exception of SW-LEACH-B; and

- The landfill cap was generally observed to be in good condition; however, some loose fabric material was observed in the area of the 2017 test pits.

GZA did not observe any Site access security issues, and the engineering controls installed during 2017 to limit trespassing were observed to be in good condition. Refer to **Appendix F** for a photographic log of the Site conditions.

According to the property owner of the access road for the Site, a water supply well approximately 400 feet deep was installed on his property during mid-June 2020. The water supply well is located outside of the Site GMZ approximately 2,000 feet south of the southern Site entrance and is situated in a presumed cross-gradient position relative to the assumed westerly/northwesterly bulk bedrock fracture flow beneath the Site. The water supply well will not be utilized until the completion of the residential building on the property, the timeline for which is currently unknown. The pumping rate of the water supply well and its potential for interaction with Site groundwater will be assessed after the property owner begins utilizing the well as a water supply.

5.2 COMPREHENSIVE GROUNDWATER LEVEL MEASUREMENT ROUND

GZA performed a water level measurement round of known existing and functional overburden and bedrock groundwater monitoring wells to monitor groundwater elevations and estimate the direction of groundwater flow relative to potential COC transport. The measurement round included a total of 32 monitoring wells and was performed on April 20, 2020. Refer to **Table 2** for specific well construction information, **Table 3** for tabularized Site groundwater elevation data, **Table 4** for calculated vertical hydraulic gradients between well couplets, and **Appendix G** for the completed *Water Level Worksheet*.

Groundwater levels were measured as depth-to-water in accordance with Standard Operating Procedure (SOP) #B-2 Water Level/LNAPL Thickness Measurements using a Solinst Model 101 electronic water level indicator

probe. Groundwater surface elevations were calculated by subtracting the depth-to-groundwater from the surveyed elevation of the well-specific reference measuring point (i.e., top of PVC riser or casing). The measured depth to groundwater ranged between 3.07 feet (elevation 1,033.3 feet NGVD29[3]) at well MW-702D to 34.76 feet (elevation 1,046.2 feet NGVD29) at MW-301X.

In accordance with the SAP, well bottom measurements were collected from wells that did not contain a dedicated bladder pump. Well bottom measurements were generally within 0.5 feet of the reported depth to well bottom, with the exception of MW-702SX. The bottom of MW-702SX was measured at 14.5 feet below the measuring point, which is 0.9 feet shallower than the reported depth of 15.4 feet below the measuring point. The previous well depth measurement for MW-702SX of 14.8 feet below the measuring point was collected during fall 2018.

Refer to **Table 2** for reported well depths and well depths measured during the spring 2020 sampling event.

5.2.1 Surface Water Stage Measurements

Beginning with the 2009 fall monitoring round, surface water stage measurements have occasionally been collected from Rockwood Brook using a permanently mounted stream gage at surface water quality monitoring station SW-4. In accordance with the SAP, surface water stage measurements are collected at three different times during Site monitoring activities: concurrent with the comprehensive water level round, sampling at well cluster MW-104, and the collection of the surface water sample at SW-4. This information is intended to be used to monitor the stream conditions year to year, assist with the development of a groundwater elevation contour plan, and to evaluate the relative change in stream flow between the beginning of the monitoring event and at the time the surface water samples were collected.

During the spring 2020 sampling event, the measured height of the water column ranged from 1.66 feet on April 20, 2020 during the comprehensive water level gauging round to 1.84 feet during the sampling of well MW-104D on April 22, 2020. Precipitation (0.51 inches) occurred on Site on April 21, 2020 influencing the increased surface water measurement between April 20 and 22, 2020. The column of water measured during 2020 was consistent with historical measurements and approximately 0.6 feet shorter than the 2018 measurement.

Each stage measurement was recorded on the *Surface Water Worksheet* and the stage measurement collected during the comprehensive groundwater level measurement round was also recorded on the *Water Level Measurement Form*. Both forms are included in **Appendix G**. The stage measurement collected during the comprehensive groundwater level measurement round is included in **Table 3** and on **Figure 2.**

5.3 GROUNDWATER SAMPLING AND METHODOLOGY

During spring 2020, groundwater sampling using low-flow sampling methodology was performed at all 32 of the planned monitoring wells to further evaluate contaminant concentrations and trends, and evaluate the effectiveness of the selected MNA remedy. Groundwater sampling was conducted using a combination of dedicated and non-dedicated bladder pumps and a peristaltic pump. Dedicated bladder pumps were used within 18 wells. QED SamplePro non-dedicated bladder pumps were used within 11 more recently installed wells and

[3] National Geodetic Vertical Datum of 1929

wells with screens greater than 10 feet that were added to the sampling program within the last decade. A peristaltic pump and dedicated tubing were used in three wells.

Refer to **Figure 1** for an illustration of well locations; **Table 1** for a listing of locations sampled, the sampling equipment used, and the analyses performed; **Table 2** for well construction information; and **Table 5A**, **Table 5B**, and **Table 6** for a summary of analytical and field parameter results for groundwater. Refer to **Appendix J** for the laboratory analytical reports. Refer to **Section 6.0** below for a summary of Quality Assurance and Quality Control (QA/QC) relating to groundwater sampling and the associated field calibration sheets and **Section 7.0** below for a discussion of the data results.

The following provides a summary of the groundwater sampling activities performed at the Site between April 20 and 29, 2020.

5.3.1 Sampling Using Bladder Pumps

Collection of groundwater samples using a bladder pump included: either a dedicated (QED T1250/T1300 Bladder Pump) or a non-dedicated (QED Sample Pro Bladder Pump [100-milliliter Teflon® bladder]) pump; compressed nitrogen and a QED MP-10 controller; dedicated Teflon® tubing; an In-Situ SmarTroll multi-parameter sonde (SmarTroll) and flow-through cell (outfitted for specific conductance, oxidation-reduction potential [ORP], dissolved oxygen [DO], pH, and temperature measurement); and a Hach Model 2100Q turbidity meter (Hach). For a detailed description of the procedure followed for low-flow groundwater sampling using a bladder pump, refer to SOP #B-6 Groundwater Well Sampling – Low-Flow Using a Bladder Pump included in the SAP. Refer to **Table 1** for a list of specific wells sampled using dedicated and non-dedicated bladder pumps and the analyses performed. Refer to **Appendix G** for copies of the SmarTroll *Low-Flow Test Reports*.

A flow rate of 50 milliliters per minute or greater and stabilized drawdown conditions were achieved in 15 of the 29 wells using bladder pumps during spring 2020. The following conditions were encountered in the remaining wells:

- Ten monitoring wells were identified as having partially saturated screens during the monitoring round. In accordance with SOP #B-6, the modified sampling procedure was followed to collect the groundwater samples from the following wells: M-7, MW-101S, MW-105S, MW-202P, MW-205, MW-501X, MW-508X, MW-601S, MW-803, and MW-804. Some field parameters reached stabilization at MW-105S (pH, temperature, DO, ORP, and turbidity) and MW-803 (temperature, specific conductivity, and ORP) during purging for the modified sampling procedure;

- Stabilized groundwater drawdown could not be achieved during purging of MW-501D and MW-601D, although field parameters did stabilize. Purging activities were terminated after two hours, and a grab sample was collected in accordance with SOP #B-6 Groundwater Well Sampling – Low-Flow Using a Bladder Pump; and

- During previous sampling events, stabilized drawdown could not be achieved during purging of wells MW-101D and MW-105D. The modified sampling method has been designated for sampling of these wells in accordance with SOP #B-6.

5.3.2 Sampling Using Peristaltic Pumps

Collection of groundwater using a peristaltic pump included: a pump equipped with a pump head designed to accommodate thin wall silastic tubing; dedicated down-well Teflon® tubing; a SmarTroll multi-parameter sonde and flow-through cell for measurement of specific conductance, ORP, DO, pH, and temperature; and a Hach turbidity meter. For a detailed description of the procedure followed for low-flow groundwater sampling using a peristaltic pump, refer to the SOP #B-5 Groundwater Well Sampling – Low-Flow Using a Peristaltic Pump included in the SAP. Refer to **Table 1** for a list of specific wells sampled using a peristaltic pump and the analyses performed. Refer to **Appendix G** for copies of the SmarTroll *Low-Flow Test Reports.*

During previous sampling events, stabilized drawdown could not be achieved during purging of well M-7D; therefore, in accordance with SOP #B-5, the modified sampling method has been designated for sampling M-7D. MW-A28 and MW-C6S were identified as having partially saturated screens during the monitoring round. In accordance with SOP #B-5, the modified sampling procedure was followed to collect the groundwater samples.

5.4 LEACHATE SAMPLING

The spring 2020 monitoring round included the collection of two leachate samples (SW-LEACHATE and SW-LEACH-B). SW-LEACHATE was collected within the boom area from the discharge of the culvert under the Lower Access Road. SW-LEACH-B is located immediately south and upgradient of the beaver dam on the eastern side of Rockwood Brook. The water level at SW-LEACH-B was elevated due to the reconstruction of the nearby beaver dam and the leachate sample was collected farther up the gully than historically collected. Consistent with historical observations, leachate was not observed to be flowing at location SW-LEACH-A and no sample was collected at this location. Refer to **Figure 1** for the leachate sampling locations. The rationale for leachate sample collection is to monitor changes in leachate composition over time.

Consistent with our historical observations at SW-LEACHATE, the sample collection location was visibly impacted by orange-colored iron floc that has accumulated on the bottom of the leachate location at the culvert outfall and downgradient. The area of the culvert outfall was observed to have approximately 4 inches of clear, running water above floc and orange-stained leaf litter. Vegetation was observed around the water at the culvert and leachate sampling location and within the water downgradient of the leachate sampling location.

SW-LEACH-B was observed to have no obvious flow or orange-colored floc. The sample collection area was observed to have approximately 2 inches of clear water over leaf litter. Vegetation was observed around and within the water.

Leachate was collected using a dedicated, disposable, laboratory-cleaned glass jar and decanted into the sample containers in accordance with SOP #B-8 Leachate Sampling Procedure. Refer to **Table 1** for the analyses performed, **Table 7** for a summary of analytical results for leachate, and **Appendix J** for the laboratory analytical reports.

5.5 SURFACE WATER SAMPLING

The spring 2020 monitoring round included the collection of surface water samples at four locations along Rockwood Brook (SW-1, SW-3, SW-4, and SW-100) and one sample for PFAS analysis from Sand Dam Pond (SW-SDP). Refer to **Figure 1** for an illustration of surface water sampling locations. The rationale for sampling

surface water is to monitor possible impacts from groundwater migrating downgradient from the former drum disposal area.

Surface water was collected from downstream to upstream using dedicated, disposable, laboratory-cleaned glass jars from which water is decanted into the sample containers. In-situ field parameters (temperature, specific conductivity, pH, ORP, DO, and turbidity) were collected using a Hach and a SmarTroll equipped with a probe guard. For a detailed description of the procedures followed for surface water sampling, refer to SOP #B-9 Surface Water and Stream Sediments Sampling Procedure included in the SAP. Refer to **Appendix G** for the *Surface Water/ Sediment Worksheet* and **Appendix F** for photographic documentation of the sampling locations. Refer to **Table 1** for the analyses performed, **Table 8** for a summary of analytical results for surface water, and **Appendix J** for the laboratory analytical reports.

5.6 2020 PFAS SCREENING PROGRAM

A sampling investigation of all New Hampshire Federal NPL Sites, including the Troy Landfill, was requested by NHDES because PFAS have been widely used since the 1940s in industrial applications, including waterproofing of textiles. The spring 2020 screening program expanded on the 2018 and 2019 screening programs and included collecting water quality samples from each of the Site's 32 groundwater monitoring wells, 2 leachate sampling locations, and 4 surface water sampling locations. In addition, a water quality sample was collected from the recreational public beach area at Sand Dam Pond located downstream of the Site on Rockwood Brook.

Refer to **Table 6** for a summary of analytical results for PFAS in groundwater and **Table 9** for a summary of analytical results for PFAS in leachate and surface water. Refer to **Appendix J** for the laboratory analytical reports. Refer to **Section 6.0** below for a summary of QA/QC measures relating to PFAS groundwater sampling and **Section 7.0** below for a discussion of the data results.

5.7 DECONTAMINATION PROCEDURES AND WASTE DISPOSAL

The decontamination of non-dedicated equipment used at the Site is achieved with a non-phosphate detergent wash and distilled water rinse for the majority of monitoring wells at the Site. Due to the presence of DEHP as a COC on the Site, a more stringent decontamination procedure using solvent rinses and wipes of pesticide-grade hexane and isopropanol was employed at certain wells with historical DEHP detections (MW-A28, MW-101D, MW-201SX, MW-205, MW-803, and MW-804). The wells associated with the more stringent decontamination procedure were purged and sampled at the end of the monitoring program and were sampled in order from least to most contaminated, as feasible.

Waste hexane and isopropanol were collected in a five-gallon metal container with a locking lid. At the end of the monitoring program, Strategic Environmental Services, Inc. collected the container of waste and transported it to Clean Harbors Braintree, Inc., in Braintree, Massachusetts for appropriate disposal. Refer to **Appendix H** for the completed manifest.

6.0 PROJECT QUALITY ASSURANCE / QUALITY CONTROL SUMMARY OF FIELD WORK

Quality assurance / quality control measures implemented during the spring 2020 monitoring activities are defined in the SAP.[4] Quality Control steps designed to evaluate the reliability of the monitoring data collected include: (1) field equipment maintenance and calibration; (2) field QC sample collection (i.e., duplicates, trip blanks, field blanks, and equipment banks); and (3) data verification and validation. These QC steps have been established to confirm that the performance acceptance criteria are achieved relative to the project-specific DQOs outlined in the SAP.

Except as specifically noted herein, GZA followed the procedures outlined in the SAP. Overall, the data collected during the spring 2020 monitoring activities was found by GZA to be acceptable for its intended use. Of the samples collected, no results were rejected. From a completeness perspective, the goal of 90 percent completeness was achieved for the spring 2020 monitoring activities.

GZA notes the following sampling deviations from the SAP:

- The dedicated bladder pumps in wells MW-201SX and MW-803 were removed from the wells for maintenance and reinstalled immediately prior to purging and sampling. The SAP states that wells with historical DEHP detections in groundwater samples should have the pumps installed at least two weeks prior to the sampling event to limit DEHP contamination of samples. The pump maintenance was unplanned (refer to **Section 5.1**) and DEHP was not detected above the laboratory reporting limit of 3 micrograms per liter (µg/L) in the groundwater samples collected from the wells; therefore, it is GZA's opinion that this was not a significant deviation from the SAP and no data needs to be qualified.

Laboratories achieved the reporting limits for all media and test methods included in the SAP with the following exceptions:

Laboratory	Media	Parameter	Samples Affected	Comments
Alpha	Groundwater	Vinyl Chloride cis-1,2-Dichloroethene 2-Butanone Tetrahydrofuran (THF) Benzene Tetrachloroethene Trichloroethene Toluene	TRY_MW-205 TRY_MW-805	The sample has elevated detection limits due to the dilution required by the elevated concentrations of target compounds in the sample.
		All analyzed PFAS	TRY_MW-205 TRY_MW-803	The sample has elevated detection limits due to the limited sample volume utilized during extraction, as required by the sample matrix.

[4] The NHDES- and EPA-approved SAP for the spring 2020 monitoring activities dated March 27, 2020 is available electronically on NHDES' OneStop database (*http://des.nh.gov/onestop/index.htm*).

GZA notes the following QA/QC issues (observed during the spring 2020 monitoring round) that are not specifically addressed in the subsequent sections:

- Consistent with previous monitoring events, GZA observed water in sample tubes at several well locations periodically retract down the tubing (variable lengths, but between 0.1 feet and 1 foot down the tubing) while the bladder was in its filling cycle. This atypical movement suggests that the ball valve in the bladder pump may intermittently improperly seat due to small sediment particles entrained in groundwater. In GZA's opinion, as long as the observation remains intermittent and the water does not retract into the SmarTroll while purging or the well head while sampling, pump maintenance is not necessary at this time. Should this observation become more common, redevelopment of affected wells as well as pump maintenance should be considered.

Outliers and/or inconsistencies that may indicate problems with the sampling equipment or procedures are discussed in the following sections.

6.1 FIELD EQUIPMENT MAINTENANCE AND CALIBRATION

Field equipment requiring maintenance and calibration that was used on Site included the SmarTroll and Hach.

Certifications were obtained from the vendor documenting that the appropriate routine maintenance had been performed on the equipment (refer to **Appendix I** for a copy of the certification). Equipment was successfully calibrated by GZA in the office prior to the commencement of field activities to determine if the condition of the equipment and standards met the project requirements (refer to **Appendix I** for a copy of the *Instrument Calibration/Maintenance Log* for each instrument). Instruments that failed a calibration check were replaced prior to the sampling event.

The SmarTroll and Hach calibrations were checked at the beginning of the first day of sampling at the Site and the first day of the second week of sampling to determine if the instrument was calibrated properly. The calibration was checked subsequently at the end of each day of use to document daily instrument calibration. In accordance with SOP B-4 Calibration of YSI, In-Situ and HACH Field Instruments, the following describes the corrective actions taken if appropriate acceptance criteria were not met during the calibration check process:

- If the morning calibration check failed, the individual parameters were recalibrated. If the recalibration failed, the appropriate standards were replaced and a thorough inspection and/or any required cleaning or maintenance activities were performed (i.e., changing DO caps, cleaning probe heads, etc.) and then the parameter(s) were recalibrated. If the calibration failed again, the instrument was replaced with a backup instrument;

- If a calibration check at the end of the day was not within the acceptable range for that parameter, the data collected that day for that parameter was qualified in its use as noted on the SmarTroll *Low-Flow Test Reports* included in **Appendix G,** and the individual parameters were recalibrated; and

- If erratic or uncharacteristic readings occurred between calibration and checks, the instrument was recalibrated.

On the first day of sampling, the morning calibration check failed multiple times for one of the Hach meters. The Hach meter was replaced with the backup instrument, for which the calibration check was successful, prior to

sampling activities. With the exception of the initial morning calibration check, calibration and associated checks of the Hach and SmarTroll meters were successful and met acceptance criteria; therefore, no data required qualification by GZA during the monitoring activities.

6.2 FIELD QUALITY CONTROL SAMPLE COLLECTION

Field QC samples including field duplicates, trip blanks, field blanks, and equipment blanks were collected during the water quality monitoring activities in accordance with the SAP. The following provides a brief summary of the field quality control results. Refer to **Appendix J** for the laboratory analytical data packages.

6.2.1 Duplicate Sample Results

Refer to **Table 10** and the individual laboratory data reports for specific details regarding the calculated relative percent difference (RPD) for duplicate samples. Based on the laboratory data, two parameters exceeded the acceptance criteria for the calculated RPD (30 percent for aqueous samples). Results for the SVOCs DEHP and naphthalene at well MW-A28 as well as for DEHP at well MW-804 have been qualified by GZA in **Table 5A** for not meeting the acceptance criteria.

The calculated RPD for duplicates of other parameters detected at MW-804 and MW-A28 were each within the acceptance criteria. RPD discrepancies for DEHP duplicates have been regularly observed at the Site and may be related to the difficult nature of the contaminant[5]; however, the groundwater samples for MW-A28 and MW-804 were both collected using the modified low flow sampling procedure due to unsaturated well screen conditions. Assuming the limited purge and non-stabilized conditions may be impacting the reproducibility of the samples, GZA recommends attempting to purge and sample the wells during the next sampling event using full low flow methodology whether or not the well screen is fully saturated.

6.2.2 Trip Blanks

Trip blanks for VOCs and PFAS were found free of contamination. No corrective action was required.

6.2.3 Equipment Blanks

An equipment blank associated with the SamplePro bladder pump was collected after use of the pump at MW-805 and cleaning using the standard decontamination methodology. The equipment blank was analyzed for VOCs, 1,4-dioxane, manganese, arsenic, and PFAS. Six PFAS compounds were detected within the SamplePro equipment blank sample: Perfluorobutanoic Acid (PFBA), Perfluoropentanoic Acid (PFPeA), Perfluorohexanoic Acid (PFHxA), Perfluoroheptanoic Acid (PFHpA), PFOA, and PFOS. The PFAS compounds were detected at relatively low levels (below their respective State and federal regulatory values and the NHDES-recommended values). PFAS data for wells sampled using a SamplePro have been qualified in **Table 6**. No other contaminants were detected within the SamplePro equipment blank.

In GZA's opinion, the PFAS contamination is more likely related to insufficient rinsing of the bladder pump components with PFAS-free deionized (DI) water following decontamination cleaning rather than the actual cleaning since no other contaminants were detected in the equipment blank sample. GZA recommends rinsing each component of the bladder pump (including disposable materials) with PFAS free DI water prior to

[5] For an explanation of the difficult nature of DEHP relative to sampling, please refer to the Conceptual Site Model included in **Appendix C**.

reassembling the pump and an additional exterior rinse of the bladder pump with PFAS-free DI water prior to installing it in the PVC "bucket" for collecting the equipment blank. In addition, GZA recommends using high density polyethylene (HDPE) tubing to collect the PFAS equipment blank samples rather than new Teflon tubing to limit the potential for residual PFAS on the Teflon to contaminate the sample. GZA notes that PFAS compounds were not detected above the laboratory reporting limit in the SamplePro equipment blank collected during the fall 2018 sampling event.

An equipment blank associated with the water level meter (after use at MW-804) was analyzed for SVOCs. The water level meter equipment blank was collected after use of the more stringent decontamination methodology including hexane, isopropanol, non-phosphate soap, and distilled water. The equipment blank associated with the water level meter was found free of contamination and no corrective action was required.

Refer to **Table 11** for the history of equipment blank samples at the Site since 2009.

6.2.4 Field Blanks

A field blank is a sample that is collected in the field by each field sampler to evaluate the potential for cross contamination of a sample from ambient conditions. Field blanks were collected by the GZA field samplers, Mr. Matthew Bergen, Ms. Megan Murphy, and Mr. Andrew Fournier, prior to collection of the first PFAS sample by each of them. The field blanks were found free of contamination. No corrective action was required on the part of GZA.

6.3 DATA VERIFICATION AND VALIDATION

As part of the data verification process, GZA performed an in-house review of the data to check that the data have been recorded, transmitted, and processed correctly, which includes the evaluation of completeness, correctness, and conformance / compliance of a specific data set. GZA found that the data generated during the spring 2020 monitoring round is complete. Outliers and/or inconsistencies that may indicate a problem with the sampling equipment or procedures were not identified, other than what has been discussed above.

Third-party validation was not required.

7.0 SUMMARY OF SPRING 2020 MONITORING DATA RESULTS

The following sections provide a summary of the findings from the spring 2020 monitoring round. In accordance with the SAP, the regulatory standards used to evaluate the data included the following:

Groundwater

- Results of the analyses of groundwater samples were compared to the ROD interim cleanup levels (ICLs) for COCs that were established in the ROD for the Site, the ROD ICLs as amended in the 2014 ESD (specifically for benzo(b)fluoranthene, butanone, isopropyltoluene, dibenzo(a,h)anthracene, 1,2,4-trimethylbenzene [1,2,4-TMB], 1,3,5-trimethylbenzene [1,3,5-TMB], butylbenzene, and n-propylbenzene), and the New Hampshire AGQS as defined in State of New Hampshire Code of Administrative Rules Env-Or 600 (Contaminated Sites Management), Env-Or 603.3;

- Groundwater quality data for PFAS were compared to the EPA SLs for PFOA, PFOS, and PFBS and EPA Health Advisories for PFOA, PFOS, and PFOA/PFOS combined; and

- Groundwater quality data results were also compared to the AGQS established for the four PFAS compounds (PFOA, PFOS, PFNA, and PFHxS) on July 23, 2020.

Surface Water and Leachate

- Results of the analyses of leachate and surface water samples were compared to the WQCTS as defined in State of New Hampshire Code of Administrative Rules Env-Wq 1700 (Surface Water Quality Regulations), Env-Wq 1703.21. Leachate results were further compared to AGQS and the ICLs for the COCs established in the ROD; and

- Leachate and surface water data results for PFAS were compared to Site-specific screening values developed by EPA for PFOA, PFOS, and PFBS in surface water.

7.1 HYDRAULIC HEAD DATA EVALUATION

7.1.1 Overburden Groundwater Flow

Consistent with historical data collected by GZA and others, the predominant groundwater flow direction in the on-Site overburden, as indicated by the April 20, 2020 water level data, is toward the northwest and Rockwood Brook. Refer to **Table 3** for tabularized groundwater elevation data and **Figure 2** for overburden groundwater elevation contours inferred from the April 2020 water level measurements. These data are generally consistent with the Site and vicinity topography.

7.1.2 Bedrock Groundwater Flow

Although not contoured due to insufficient data points, current and historical water level measurements from bedrock wells along a northwest transect across the Site (MW-701, MW-602B, M-7D, and MW-105D) suggest that the bulk groundwater flow direction in bedrock is west/northwest toward Rockwood Brook, consistent with previous rounds and also that observed in overburden groundwater. Previous reports by others and preliminary hydrostratigraphic modeling for the Site indicates that the bedrock surface slopes downward from east to west across the Site toward Rockwood Brook.

7.1.3 Vertical Gradients

Refer to **Table 4** for calculated vertical hydraulic gradients.

Water level measurements collected from the well couplets located on the Site generally indicate the presence of upward vertical components of the hydraulic head gradient, with the exception of well couplets MW-101, MW-105, and MW-601, which indicate a downward vertical gradient. The well couplets displaying upward vertical gradients are located along the lower access road or in the wetland, which is consistent with discharge of groundwater to the wetland area and Rockwood Brook.

In general, the magnitudes of vertical gradients were relatively small. The highest magnitude of vertical gradient (0.08 foot/foot downward) was observed at well couplet MW-101 located at the top of the steep slope above the upper access road.

7.2 GROUNDWATER QUALITY

The laboratory analytical reports for groundwater samples are provided in **Appendix J**. Refer to **Table 5A, Table 5B,** and **Table 6** for a summary of the groundwater analytical results, which represents those contaminants detected in groundwater and identifies exceedances of applicable action limits. Refer to **Figure 3** through **Figure 6B** for the distribution of VOCs, SVOCs, metals, and PFAS in Site groundwater from data collected during spring 2020.

The following summarize the groundwater analytical results for the wells sampled as part of this monitoring round.

7.2.1 Background Water Quality

GZA collected a groundwater quality sample from well MW-701 (bedrock groundwater), which is situated east and hydraulically upgradient of the former drum disposal area, for the purposes of characterizing background water quality and confirming the eastern compliance boundary. Consistent with results from historical monitoring events, VOCs, SVOCs, and 1,4-dioxane were not detected above laboratory reporting limits. Manganese was detected in the groundwater sample at a concentration of 0.0134 milligrams per liter (mg/L), which is below the ROD ICL of 0.3 mg/L and AGQS of 0.84 mg/L.

7.2.2 NH AGQS/ROD ICL Exceedances

- The only VOC detected in groundwater that meets or exceeds the ROD ICL and AGQS is the petroleum distillate-related constituent 1,2,4-TMB (330 micrograms per liter [µg/L] at MW-805 as compared to a ROD ICL/AGQS of 330 µg/L). The only detected SVOC that exceeds the ROD ICL/AGQS is DEHP (7.7 µg/L at MW-101S, 17 µg/L at MW-204, 100 µg/L at MW-A28, and 45 µg/L at MW-804 as compared to a ROD ICL/AGQS of 6 µg/L). Refer to **Figure 3** and **Figure 4** for an illustration of the spatial distribution of regulatory exceedances in groundwater for VOCs and SVOCs;

- Naphthalene exceeded the ROD ICL of 20 µg/L in the groundwater sample collected from MW-205 (32 µg/L); however, the detected concentration did not exceed the AGQS of 100 µg/L;

- Detected concentrations of manganese in groundwater samples (ranging from 0.00482 mg/L to 12.79 mg/L) exceeded the ROD ICL of 0.3 mg/L at 20 of the 32 monitoring wells and the AGQS of 0.84 mg/L at 18 of the monitoring wells (**Figure 5**); and

- Detected concentrations of 1,4-dioxane in groundwater samples (ranging from 0.172 µg/L to 0.893 µg/L) exceeded the AGQS of 0.32 µg/L for 4 of the 32 monitoring wells (**Figure 3**), including M-7, MW-C6D, MW-202P, and MW-501D. Consistent with historical results, however, the detected concentrations of 1,4-dioxane did not exceed the ROD ICL of 3 µg/L.

7.2.3 VOCs and 1,4-Dioxane in Groundwater

- Consistent with historical data results from the RI dated September 2005 and historical monitoring data results since 2007, the source of residual VOC contamination in groundwater is anticipated to be the former drum disposal area and an area directly north of the former drum disposal area between MW-205, MW-803, and MW-804. The spatial variability of contaminant concentrations observed is suspected to be related to the historical nature of discrete releases from drums throughout this area as evidenced by multiple plumes and varied plume chemistry;

- The area of highest contaminant concentrations (highest number of detected contaminants per well and longest traceable plume) continues to be within overburden groundwater along the northern side of the former drum disposal area with the primary plume axis trending along the east to west flow path and including wells MW-205, MW-804, MW-805, MW-601D, MW-101S, and MW-C6S. Refer to **Figure 3** which illustrates the distribution of key VOC COCs at the Site, including 1,2,4-TMB and cis-1,2-dichoroethene. The petroleum-related plume appears to originate just to the north of the former drum disposal area between wells MW-802/MW-803 and MW-205/MW-804, whereas, the cVOC plume appears to originate upgradient of wells MW-802/MW-803. Within the plume area, contaminants are largely petroleum distillate-related and include the alkylbenzenes (sec-butylbenzene, p-isopropyltoluene, n-propylbenzene, n-butylbenzene, t-butylbenzene, 1,2,4-TMB, and 1,3,5-TMB), BTEX compounds (ethylbenzene, and xylenes), isopropylbenzene, 2-butanone, and naphthalene;

- The temporal concentration trends for petroleum-related VOCs since 2008 have generally been relatively stable or decreasing for each of the monitoring wells, with the exception of wells MW-205, MW-804, and MW-805, which have had relatively variable concentration trends for petroleum-related VOCS;

- Detected concentrations of 1,2,4-TMB in groundwater samples collected from wells MW-804, MW-805, and MW-205 have been variable over the respective sampling periods (**Graph 1**, **Graph 2**, and **Graph 3,** respectively) with concentrations varying between approximately 170 µg/L and 510 µg/L in samples collected from well MW-804 and MW-805 and between 80 µg/L and 525 µg/L in samples collected from MW-205;

- One chlorinated volatile organic compound (cVOC) COC, cis-1,2-DCE, was detected during the spring 2020 monitoring round within groundwater samples collected from monitoring wells MW-C6S, MW-C6D, MW-101S, MW-104S, MW-201SX, MW-301X, MW-202P, MW-601S, MW-601D, MW-801, MW-802, and MW-803 (refer to **Figure 3**). The detected concentrations of cis-1,2-DCE ranged from 0.61 µg/L at well MW-202P to 62 µg/L at well MW-C6D located immediately to the west of the former location of the interceptor trenches. Concentrations of cis-1,2-DCE in groundwater samples have historically been decreasing or generally stable at each of the well locations where cis-1,2-DCE has been detected in groundwater; and

- Concentrations of 1,4-dioxane exceeding the new AGQS[6] of 0.32 µg/L were detected within groundwater samples collected from monitoring wells M-7, MW-C6D, MW-202P, and MW-501D. 1,4-dioxane was detected at a concentration below the AGQS in the groundwater samples collected from monitoring wells MW-101D, MW-104S, MW-301X, and MW-601D. Detected concentrations of 1,4-dioxane did not exceed the ROD ICL of 3 µg/L. Concentrations of 1,4-dioxane detected at well M-7, as well as the low concentration of the cVOC

[6] The AGQS for 1,4-dioxane was reduced from 3 µg/L to 0.32 µg/L on September 1, 2018.

1,1-dichloroethane detected, may be associated with the area of the property referred to as the solid waste landfill that is located outside of the current GMZ and to the northeast of the former drum disposal area.

7.2.4 SVOCs in Groundwater

- DEHP was detected in groundwater samples collected from monitoring wells MW-804, MW-101S, MW-204, and MW-A28 at concentrations that exceeded the ROD ICL/AGQS of 6 µg/L (refer to **Figure 4**) and in groundwater samples collected from MW-205 and M-1 at concentrations below the ROD ICL/AGQS. The highest concentration of DEHP was detected at MW-A28 (100 µg/L), which is located south west of the former NAPL trenches between the lower access road and the wetland. The spring 2020 detections of DEHP appear to coincide with the petroleum-related VOC plume. The DEHP plume is located hydraulically within and side gradient (north) of the former drum disposal area;

- DEHP has not previously been detected in groundwater samples collected from MW-101S since sampling began at the well in June 2015 and DEHP has not been detected at well MW-204 since October 2009;

- Historically, monitoring well MW-205 is the only monitoring location with a long-term (greater than 10 years of sampling data) and consistent history of DEHP detections. A temporal trend of decreasing concentrations has been observed for groundwater samples collected from this well since October 2005; however, reliable sample collection began during 2008 following the installation of a dedicated bladder pump. Since 2008, concentrations of DEHP detected within MW-205 have been variable to slightly decreasing (refer to concentration trend **Graph 3**). Based on the comparison of DEHP concentrations and the calculated groundwater elevation within MW-205 since 2008, there appears to be an inverse correlation such that as groundwater level rises, concentrations of DEHP generally decrease (refer to **Graph 4**);

- Since the installation of dedicated bladder pumps in wells MW-803 and MW-804 during 2016, a potential decreasing temporal trend of DEHP concentrations has been observed in well MW-803 (refer to **Graph 5**) and no clear trend has been observed in the DEHP data from MW-804 (refer to **Graph 1**). Dedicated bladder pumps were installed in wells MW-803 and MW-804 due to the potential of a non-dedicated SamplePro bladder pump introducing DEHP contamination to groundwater samples; and

- Monitoring well MW-A28, which is sampled using dedicated peristaltic pump tubing, was installed during 2012. Detected concentrations of DEHP in well MW-A28 indicate an increasing temporal trend (**Graph 6**).

7.2.5 Manganese in Groundwater

Refer to **Figure 5** for the distribution of manganese concentrations detected in Site wells sampled during the spring 2020 monitoring round.

- Manganese was detected at concentrations exceeding the ROD ICL of 0.3 mg/L in groundwater samples collected from each of the sampled monitoring wells with the exception of wells M-1, M-7, M-7D, MW-A28, MW-101D, MW-105D, MW-202P, MW-501D, MW-508X, MW-701, MW-702SX, and MW-702D;

- Manganese was detected at concentrations above the respective AGQS (0.84 mg/L) in groundwater samples collected from each of the sampled monitoring wells with the exception of wells M-1, M-7, M-7D, MW-A28, MW-C6D, MW-101D, MW-104D, MW-105D, MW-202P, MW-501D, MW-508X, MW-701, MW-702SX, and MW-702D; and

- The highest manganese concentrations were generally detected in shallow overburden wells located near the axis of the contaminant plume. Detected manganese concentrations have generally been increasing or variable since at least 2014 in individual wells over time (**Graph 7A** and **Graph 7C**). The exceptions to the generally increasing manganese trends include wells M-7, MW-A28, MW-C6S, MW-104D, MW-105S, MW-105D, MW-204, MW-803, and MW-804, which display potential decreasing trends (**Graph 7B** and **Graph 7D**).

7.2.6 PFAS in Groundwater

Refer to **Table 6** for PFAS compounds analyzed and detected in groundwater and **Figure 6A** and **Figure 6B** for the interpreted distribution of PFOA concentrations in groundwater. PFOA was chosen to be represented on the figures as the main PFAS contaminant of concern because it was the only PFAS contaminant to exceed its AGQS, EPA SL, and EPA Health Advisory.

Of the 36 PFAS compounds analyzed for during 2020, 14 were detected within the groundwater samples collected from groundwater wells on-Site. The following summarizes the 2020 groundwater analytical results for PFAS.

7.2.6.1 Comparison to EPA Screening and Regulatory Values

The detected concentrations of PFOS and PFBS did not exceed the EPA SLs and concentrations of PFOS did not exceed the EPA Health Advisory.

The detected concentration of PFOA exceeded the EPA SL of 40 ng/L during the spring 2020 sampling event in groundwater samples collected from overburden wells M-1, M-7, MW-C6D, MW-C6S, MW-101S, MW-102, MW-104S, MW-105S, MW-201SX, MW-202P, MW-204, MW-205, MW-301X, MW-501X, MW-601S, MW-801, MW-802, MW-803, MW-804, and MW-805 and bedrock wells MW-105D and MW-602B.

The detected concentration of PFOA and the total combined concentrations of PFOA/PFOS exceeded the EPA Health Advisory of 70 ng/L during the spring 2020 sampling event in groundwater samples collected from overburden wells M-1, M-7, MW-C6S, MW-101S, MW-102, MW-104S, MW-105S, MW-201SX, MW-202P, MW-204, MW-301X, MW-501X, MW-601S, MW-801, MW-802, MW-803, MW-804, and MW-805 and bedrock wells MW-105D and MW-602B. Exceedances of the EPA Health Advisory for PFOA are approximated as the red area on **Figure 6B**.

Concentrations of PFOA exceeding 400 ng/L (i.e., HI>1) were detected in groundwater samples collected from wells M-1, MW-C6S, MW-102, MW-204, MW-301X, MW-601S, MW-801, MW-802, MW-803, MW-804, and MW-805. The area of concentrations greater than an HI of 1 is approximated as the purple area on **Figure 6B**.

The highest concentrations of PFOA were generally observed in the central portion of the defined former drum area and immediately north of the former drum area consistent with the historical extent of the VOC and SVOC plumes. The highest concentration of PFOA, 2,140 ng/L, was detected at well MW-102. Concentrations generally decrease toward the west and northwest closer to Rockwood Brook, although clear downgradient and cross-gradient edges to the plume, with concentrations below regulatory values, were not delineated by the concentrations detected in groundwater collected from the existing Site well network.

PFOA was not detected above the laboratory reporting limit in groundwater samples collected from presumed upgradient bedrock wells MW-508X and MW-701 and the MW-702 well couplet located on the western side of

Rockwood Brook and the GMZ. Concentrations of PFOA detected within the groundwater samples collected from overburden/bedrock well couplet MW-105 located at the northern corner of the GMZ exceeded the EPA screening level of 40 ng/L and EPA Health Advisory of 70 ng/L (**Figure 6A** and **Figure 6B**).

7.2.6.2 Comparison to NH AGQS

The detected concentrations of PFOA exceeded the NH AGQS of 12 ng/L during the spring 2020 sampling event in the groundwater samples collected from overburden wells M-1, M-7, MW-A28, MW-C6D, MW-C6S, MW-101S, MW-102, MW-104S, MW-105S, MW-201SX, MW-202P, MW-204, MW-205, MW-301X, MW-501X, MW-601S, MW-801, MW-802, MW-803, MW-804, and MW-805 and bedrock wells MW-105D and MW-602B (**Figure 6A** and **Figure 6B**). Except for the addition of well MW-A28, the footprint of groundwater with exceedances of the NH AGQS for PFOA matches the footprint for exceedances of the EPA SL for PFOA. This is approximated as the orange area on Figure 6B.

The detected concentrations of PFNA exceeded the NH AGQS of 11 ng/L in the groundwater samples collected during 2020 from overburden wells M-1, MW-C6S, MW-101S, MW-105S, MW-202P, MW-204, and MW-601S and bedrock well MW-105D. The detected concentration of PFHxS exceeded the NH AGQS of 18 ng/L in the groundwater sample collected from overburden well MW-102. With the exception of well couplet MW-105, each of the wells with exceedances of PFNA or PFHxS are located within the GMZ. Well couplet MW-105 is located at a downgradient boundary of the GMZ. EPA has not established a SL or Health Advisory for PFNA or PFHxS.

Detected concentrations of PFOS in overburden and bedrock groundwater samples did not exceed the NH AGQS of 15 ng/L.

7.3 LEACHATE DATA RESULTS

The laboratory analytical reports for the leachate samples are provided in **Appendix J**. Refer to **Table 7** for a summary of the leachate VOC, SVOC, and metals analytical results for the samples collected during spring 2020; to **Table 9** for a summary of the leachate PFAS analytical results; and to **Figure 7** for the contaminants detected within the leachate samples relative to the surface water samples. The following summarizes the leachate analytical results:

- VOCs and SVOCs were not detected above the individual laboratory detection limits in the samples collected from leachate location SW-LEACH-B;

- Of the VOCs detected within the sample collected from leachate location SW-LEACHATE, none exceeded their respective AGQS or WQCTS. The contaminants detected consisted of various petroleum-related VOCs including ethylbenzene, n-propylbenzene, n-butylbenzene, sec-butylbenzene, t-butylbenzene, and isopropylbenzene, consistent with the observed groundwater contamination. Total detected VOC concentrations at SW-LEACHATE have generally displayed a decreasing trend since 2006;

- DEHP was not detected above the laboratory reporting limit of 3 µg/L in the samples collected from either leachate location. DEHP has not been detected above the laboratory reporting limit in the leachate samples since 2014. No other SVOCs were detected above the laboratory reporting limits in the samples collected from the leachate;

- Arsenic was detected in the leachate samples at concentrations ranging from 0.00058 mg/L to 0.00105 mg/L, below both the AGQS and WQCTS; and

- Manganese was detected in the samples collected from the leachate in exceedance of the AGQS at a concentration of 3.6 mg/L at SW-LEACHATE and below the AGQS at a concentration of 0.4493 mg/L at SW-LEACH-B. There is currently no WQCTS or leachate ROD ICL for manganese to evaluate the data against. The concentration detected at SW-LEACHATE is slightly lower than pre-2018 historical manganese concentrations detected at that location and may indicate a decreasing trend.

7.3.1 Leachate PFAS Data Results

Of the 36 PFAS compounds analyzed for in leachate during 2020, nine were detected within the leachate sample collected for PFAS analysis from SW-LEACHATE and six were detected in the sample collected from SW-LEACH-B (refer to **Table 9**). The detected concentrations ranged from 2.02 ng/L (PFOS at SW-LEACH-B) to 363 ng/L (PFOA at SW-LEACHATE).

Surface water and groundwater regulatory values do not directly apply to leachate and a Site-specific leachate screening level has not been developed for the Site; however, detected concentrations of PFOA, PFOS, and PFBS did not exceed the Site-specific surface water screening levels established by EPA for the Site of 713 ng/L for PFOA and PFOS and 713,000 ng/L for PFBS. The concentration of PFOA detected in the leachate sample collected from SW-LEACHATE (363 ng/L) did exceed the EPA SL for groundwater of 40 ng/L and the NH AGQS of 12 ng/L, indicating that groundwater is discharging as leachate with elevated PFOA concentrations, but attenuating upon reaching Rockwood Brook (see **Section 7.4.1**).

7.4 SURFACE WATER DATA RESULTS

The laboratory analytical reports for the surface water samples are provided in **Appendix J**. Refer to **Table 8** for a summary of the surface water VOC, SVOC, and metals analytical results for the samples collected during spring 2020; to **Table 9** for a summary of surface water PFAS analytical results; and to **Figure 7** for the distribution of contaminants detected within the surface water samples. The following summarizes the surface water analytical results:

- Consistent with historical results, concentrations of VOCs, SVOCs, and arsenic were not detected within the surface water samples collected during the fall 2018 monitoring round;

- Manganese was detected at relatively low concentrations within each of the surface water samples collected, consistent with historical results. There is currently no WQCTS or surface water ROD ICL to evaluate the surface water manganese data against; and

- Based on the measured hardness within the collected samples of surface water, water within Rockwood Brook, both up and downgradient of the former drum disposal area, is classified as soft, which suggests metals are likely not being mobilized from sediments and subsurface soils into the surface water.

7.4.1 Surface Water PFAS Data Results

Of the 36 PFAS compounds analyzed for in surface water during 2020, three were detected within the surface water samples collected for PFAS analysis and included PFHxA, PFHpA, and PFOA. The detected concentrations

ranged from 1.94 ng/L (PFHpA at SW-SDP-0) to 4.15 ng/L (PFOA at SW-100). Detected concentrations did not exceed the Site-specific surface water screening level established by EPA of 713 ng/L (refer to **Table 9**).

PFAS compounds were not detected above the laboratory reporting limit (maximum reporting limit of 1.89 ng/L) in the surface water samples collected from upstream sampling location SW-1 and from SW-4, which is located near the upstream edge of expected impacts to Rockwood Brook.

Surface water PFAS results for the spring 2020 sampling event were relatively consistent with the results from the May 2019 sampling event.

8.0 CONCLUSIONS AND RECOMMENDATIONS

Based on the findings presented above, concentrations of VOCs, both petroleum distillate-related and cVOCs, have decreased below AGQS/ROD ICLs with the exception of 1,2,4-TMB at MW-805. Low concentrations of 1,2,4-TMB and the cVOC cis-DCE, below their respective ROD ICL/AGQS of 330 µg/L and 70 µg/L, were detected in groundwater samples collected from wells along the plume axis.

Concentrations of the SVOC DEHP continue to exceed the ROD ICL/AGQS at various wells within the plume axis. During 2020 the wells with detections of DEHP exceeding the ROD ICL/AGQS included MW-101S, MW-204, MW-804 and MW-A28. DEHP concentrations indicate decreasing temporal trends at MW-803 and MW-205, an increasing temporal trend at MW-A28, and no apparent trend at MW-804. In addition, DEHP was detected during the spring 2020 sampling at concentrations exceeding the ROD ICL/AGQS for the first time since sampling began at MW-101S and for the first time since 2009 at MW-204.

With the decrease of the AGQS in 2018 to 0.32 µg/L, detected 1,4-dioxane concentrations exceed the AGQS at four monitoring wells along the lower access road (M-7, MW-C6D, MW-202P, and MW-501D), although concentration trends for 1,4-dioxane have generally been stable to decreasing. Consistent with historical results, detected 1,4-dioxane concentrations do not exceed the ROD ICL of 3 µg/L.

Based on the findings presented above, PFAS data in groundwater samples indicate that concentrations of PFOA exceeding the EPA SL of 40 ng/L, EPA Health Advisory/AGQS of 70 ng/L, the EPA calculated HI=1 value of 400 ng/L, and NH AGQS of 12 ng/L are widespread on the Site. Due to the presumed discharge of groundwater to the wetland and Rockwood Brook, few monitoring wells have been installed near the GMZ boundaries and, therefore, the edges of the PFAS plume are not well delineated.[7] Well couplet MW-105, located at the northern, downgradient-most, point of the GMZ, has detected concentrations of PFOA that exceed each of the regulatory values except the HI=1 value.

Low levels of three PFAS compounds were detected in the surface water samples collected from Rockwood Brook and Sand Dam Pond. The three compounds detected were also detected in Site groundwater during 2018 (refer to Table 6 of the 2018 Monitoring Report). Due to the low detected levels of PFAS in surface water, well below

[7] Due to the presumed discharge of groundwater to the wetland and Rockwood Brook near the center of the GMZ area, the GMZ boundary, with the exception of the northern edge proximate to where Rockwood Brook crosses it, is interpreted as upgradient or crossgradient to the Site plumes. Based on this understanding of Site conditions, the Site monitoring well network was focused on the interior area of the GMZ rather than along the GMZ boundaries.

the Site-specific screening level developed by EPA, GZA does not recommend additional surface water sampling at this time.

Relatively higher (compared to surface water) concentrations of PFAS compounds were detected in the two leachate samples collected. The PFAS compounds detected within the leachate samples are consistent with the compounds detected in Site groundwater.

8.1 RECOMMENDATIONS

Consistent with the general conditions associated with the remedy, the current monitoring program should continue on a roughly 18-month frequency. Based on GZA's review of data collected to-date and research on the nature of DEHP, accurate, reproducible detections of DEHP are difficult to acquire; therefore, assessment of the sampling, decontamination, and analysis procedures, specifically for DEHP, should continue and measures should be evaluated and implemented in order to ensure the integrity of the monitoring data.

Continued monitoring as outlined above should be used to further evaluate: (1) concentration trends in the affected media; (2) provide the information needed to further evaluate time to closure; and (3) provide the information necessary to continue to evaluate the effectiveness of MNA and the GMZ to meet the RAOs.

In addition, GZA recommends the following:

Well Maintenance Activities

- Collection of well-bottom measurements during each future sampling event at well MW-702SX and at well M-1 when the dedicated pump is next removed for maintenance to monitor continued siltation within the wells. Both wells have historically had a greater than 0.5-foot discrepancy between the reported and measured well depths;

- Continued observation of the groundwater in sample tubes at several well locations which periodically retract down the tubing (variable lengths, but between 0.1 feet and 1 foot down the tubing) while the bladder is in its filling cycle. As long as the observation remains intermittent, pump maintenance is not necessary at this time; however, increased observation of the water retraction will require the removal and rehabilitation of the affected bladder pump and/or well redevelopment. Redevelopment of the affected wells over time should also be considered as part of the Site maintenance schedule; and

- Continued replacement or cleaning of locks securing the well standpipes and Site gates as needed due to the buildup of dirt and rust.

Groundwater Sampling

- Collect a full confirmatory round of groundwater samples for analysis of PFAS from Site monitoring wells;

- Attempt to purge and sample wells MW-804 and MW-A28 during the next sampling event using full low flow methodology even if the well screen is not fully saturated; and

- Due to the depth of the pump intake at well MW-202P (52.5 feet below the top of PVC and 47.6 feet below the top of the well screen), purging the well during future sampling events using the full low flow procedure rather than the modified low flow procedure even when the well screen is not fully saturated.[8]

Leachate Sampling

- Although there are no regulatory values for PFAS that directly apply to the leachate samples at the Site, the leachate does represent the concentrations of PFAS in groundwater as it discharges to the wetland. Because the detected concentrations of PFOA in leachate exceed the AGQS, GZA recommends collecting samples of leachate for PFAS analysis in conjunction with future groundwater samples collected for PFAS.

PFAS Investigation

- Consider additional explorations to better define the edges of the PFAS plume and assess the appropriateness of the GMZ relative to the PFAS plume subsequent to the herein-recommended PFAS confirmation sampling round.

Equipment Decontamination

- Adding wells MW-204 and MW-101S to the list of wells requiring the more stringent hexane decontamination method;

- Rinsing each component of the SamplePro bladder pump (including disposable materials) with PFAS free DI water prior to reassembling the pump and an additional exterior rinse of the bladder pump with PFAS-free DI water prior to installing the pump into a monitoring well or the equipment blank collection apparatus; and

- Using HDPE tubing to collect the SamplePro equipment blank PFAS samples rather than new Teflon tubing to limit the potential for residual PFAS on the Teflon to contaminate the sample.

[8] Refer to SOP #B-5 and SOP #B-6 in the NHDES- and EPA-approved SAP for the spring 2020 monitoring activities dated March 27, 2020, for descriptions of the full low flow procedure and modified low flow procedure and conditions which generally trigger use of the modified low flow procedure.

9.0 REFERENCES

Note: refer to Section 9.0 (References) of the September 2005 Final Remedial Investigation Report for Site reports prior to 2005.

GZA GeoEnvironmental, Inc. (GZA), 2013. LNAPL Investigation Report, Troy Mills Landfill Superfund Site, Troy, New Hampshire, NHDES No. 198405082, CERCLIS ID No. NHD980520217. May 2013.

GZA, 2014. Completion Report – Trench Decommissioning, Troy Mills Landfill Superfund Site, Troy, New Hampshire, NHDES No. 198405082, CERCLIS ID No. NHD980520217. July 2014.

GZA, 2017. Technical Memorandum – Site Maintenance and Supplemental Investigations, Troy Mills Landfill Superfund Site, Troy, Cheshire County, New Hampshire, NHDES No. 198405082, CERCLIS ID No. NHD980520217. September 2017.

GZA, 2019. Fall 2018 Monitoring Report, Troy Mills Landfill Superfund Site, Troy, Cheshire County, New Hampshire, NHDES No. 198405082, CERCLIS ID No. NHD980520217. June 2019.

GZA, 2019. Spring 2019 PFAS Surface Water and Leachate Sampling Report, Troy Mills Landfill Superfund Site, Troy, New Hampshire, NHDES No. 198405082, CERCLIS ID No. NHD980520217. June 2019.

GZA, 2020. Sampling and Analysis Plan, Troy Mills Landfill Superfund Site, Off Rockwood Pond Road, Troy, New Hampshire, NHDES No. 198405082. March 2020.

Lyons, J.B., Bothner, W.A., Moench, R.H., and Thompson, J.B., 1997. Bedrock Geologic Map of New Hampshire.

Metcalf & Eddy/AECOM, 2005. Final Remedial Investigation, Troy Mills Landfill Superfund Site, Troy, New Hampshire, 2 Volumes. September 2005.

Mohr, Thomas K.G., 2016. Environmental Investigation and Remediation: 1,4-dioxane and Other Solvent Stabilizers, CRC Press.

Techlaw, 2017. Subject: Review and interpretation of the sediment toxicity testing results and the sediment analytical chemistry data obtained for the Troy Mills Landfill Superfund site, Troy, NH. TDF No. 1258A, Task Order No. 06, Task No. 01. May 2017.

United States Environmental Protection Agency (US EPA), 1992. Ground Water Issue, Behavior of Metals in Soils. October 1992.

US EPA, 2005. Record of Decision, Troy Mills Landfill Superfund Site, Troy, New Hampshire. September 2005.

US EPA, 2010. Five-Year Review Report, First Five-Year Review for Troy Mills Landfill Superfund Site, Troy, New Hampshire. September 2010.

US EPA, 2014. EPA Superfund, Explanation of Significant Differences, Troy Mills Landfill Superfund Site, EPA ID: NHD980520217, Troy, NH. March 2014.

US EPA, 2015. Second Five-Year Review Report for Troy Mills Landfill Superfund Site, Troy, Cheshire County, New Hampshire. September 2015.

US EPA, 2020. Site-specific Screening Levels for Surface Water for PFOA, PFOS and PFBS for the Troy Mills Landfill NPL Site. June 2020.

United States Geological Survey, 1994. Geohydrology and Water Quality of Stratified-Drift Aquifers in the Lower Connecticut River Basin, Southwestern New Hampshire.

Tables

TABLE 1
MULTIMEDIA SAMPLING - SUMMARY OF THE SPRING 2020 MONITORING ACTIVITIES
Troy Mills Landfill Superfund Site
Troy, New Hampshire

Sample Location	Date Collected	Sampling Method [1]	VOCs (8260C)	1,4-Dioxane (8270D SIM)	SVOCs (8270D)	Mn & As (SW846 6020B)	Hardness (SW846 6020B)	PFAS (537mod)	NA [2] (Field)
Groundwater Sampling Locations									
TRY_M-1	4/24/2020	QED T1300 Bladder Pump	x	x	x	x		x	x
TRY_M-7	4/22/2020		x	x	x	x		x	*Grab*
TRY_M-7 DUP				x					
TRY_M-7D	4/22/2020	Peristaltic Pump	x	x	x	x		x	x
TRY_MW-A28	4/27/2020		x	x	x	x		x	*Grab*
TRY_MW-A28 DUP					x				
TRY_MW-C6S	4/22/2020		x	x	x	x		x	*Grab*
TRY_MW-C6S DUP			x	x		x		x	
TRY_MW-C6D	4/22/2020	QED T1250 Bladder Pump	x	x	x	x		x	x
TRY_MW-101S	4/24/2020		x	x	x	x		x	*Grab*
TRY_MW-101D	4/27/2020		x	x	x	x		x	x
TRY_MW-102	4/27/2020	QED SamplePro	x	x	x	x		x	x
TRY_MW-104S	4/22/2020	QED T1250 Bladder Pump	x	x	x	x		x	x
TRY_MW-104D	4/21/2020		x	x	x	x		x	x
TRY_MW-105S	4/21/2020		x	x	x	x		x	x
TRY_MW-105D	4/21/2020	QED SamplePro	x	x	x	x		x	*Grab*
TRY_MW-201SX	4/28/2020	QED T1250 Bladder Pump	x	x	x	x		x	x
TRY_MW-202P	4/24/2020	QED SamplePro	x	x	x	x		x	*Grab*
TRY_MW-204	4/27/2020	QED T1250 Bladder Pump	x	x	x	x		x	x
TRY_MW-205	4/28/2020		x	x	x	x		x	*Grab*
TRY_MW-301X	4/24/2020	QED SamplePro	x	x	x	x		x	x
TRY_MW-501X	4/23/2020		x	x	x	x		x	*Grab*
TRY_MW-501D	4/23/2020	QED T1250 Bladder Pump	x	x	x	x		x	x
TRY_MW-508X	4/21/2020	QED SamplePro	x	x	x	x		x	*Grab*
TRY_MW-601S	4/23/2020	QED T1250 Bladder Pump	x	x	x	x		x	*Grab*
TRY_MW-601D	4/23/2020		x	x	x	x		x	x
TRY_MW-602B	4/24/2020		x	x	x	x		x	x
TRY_MW-701	4/21/2020		x	x	x	x		x	x
TRY_MW-702SX	4/22/2020	QED SamplePro	x	x	x	x		x	x
TRY_MW-702D	4/22/2020		x	x	x	x		x	x
TRY_MW-801	4/23/2020		x	x	x	x		x	x
TRY_MW-802	4/23/2020		x	x	x	x		x	x
TRY_MW-803	4/28/2020	QED T1250 Bladder Pump	x	x	x	x		x	x
TRY_MW-804	4/28/2020		x	x	x	x		x	*Grab*
TRY_MW-804 DUP			x		x	x		x	
TRY_MW-805	4/24/2020	QED SamplePro	x	x	x	x		x	x
Leachate Sampling Locations									
TRY_SW-LEACHATE	4/28/2020	Glass Sample Container	x		x	x	x	x	
TRY_SW-LEACHATE DUP			x		x	x	x	x	
TRY_SW-LEACH-A	*ns*								
TRY_SW-LEACH-B	4/28/2020		x		x	x	x	x	

TABLE 1
MULTIMEDIA SAMPLING - SUMMARY OF THE SPRING 2020 MONITORING ACTIVITIES
Troy Mills Landfill Superfund Site
Troy, New Hampshire

Sample Location	Date Collected	Sampling Method [1]	VOCs (8260C)	1,4-Dioxane (8270D SIM)	SVOCs (8270D)	Mn & As (SW846 6020B)	Hardness (SW846 6020B)	PFAS (537mod)	NA [2] (Field)
Surface Water Sampling Locations									
TRY_SW-1	4/28/2020	Glass Sample Container	x		x	x	x	x	x
TRY_SW-3			x		x	x	x	x	x
TRY_SW-3 DUP			x		x	x	x	x	
TRY_SW-4			x		x	x	x	x	x
TRY_SW-100			x		x	x	x	x	x
TRY_SW-SDP			x		x	x	x	x	x
Sediment Sampling Locations									
TRY_SEDSW-3	*ns*	Stainless Steel Bowl and Spoon							
TRY_SEDSW-3 DUP									
Wetland Soil Sampling Locations									
TRY_WES-01	*ns*	Stainless Steel Bowl and Spoon							
TRY_WES-02	*ns*								
TRY_WES-03	*ns*								
TRY_WES-03 DUP									
TRY_WES-04	*ns*								

TABLE KEY:
ns = not sampled
VOCs = Volatile Organic Compounds
SVOCs = Semi-volatile Organic Compounds
Mn = Manganese
As = Arsenic
PFAS = Per- and Polyfluoroalkyl Substances
NA = Natural Attenuation

SPECIFIC NOTES:
1. A non-dedicated QED SamplePro bladder pump was used with a QED MP-10 controller to sample the SamplePro pump wells. Dedicated bladder pumps were used with a QED MP-10 controller to sample the QED T1250 and T1300 pump wells. A Geotech GeoPump Series II Variable Speed 300 + 600 RPM peristaltic pump was used to sample the peristaltic pump wells.
2. Field NA parameters include water levels, specific conductance, oxidation-reduction potential (ORP), dissolved oxygen (DO), pH, temperature and turbidity using an In-Situ SmarTROLL multi-parameter meter and a Hach 2100Q turbidity meter. Grab indicates field parameter readings that were collected prior to stabilization due to partially-saturated well screen conditions, or insufficient recharge.

TABLE 2
WELL CONSTRUCTION INFORMATION
Troy Mills Landfill Superfund Site
Troy, New Hampshire

Monitoring Well Designation	Well Type (2-in, 1.5-in etc.)	Screened Geologic Unit	Reported Depth to Well Bottom [1] (ft, referenced to measuring point)	Measured Depth to Well Bottom[1] 4/20/2020 (ft, referenced to measuring point)	Screen Interval (ft, referenced to measuring point)	Screen Length (ft)	Reference Measuring Point	Height of Stickup of Measuring Point (ft)	Bladder Pump Model	Bladder Length in feet (L) / Diameter in inches (D) / & Capacity in mL (C)	Sampling Method	Historical Low Water Level [2] (ft, referenced to measuring point)	Recommended Depth of Bladder Pump Intake (ft, referenced to measuring point)	Pump Intake Distance from Top of Screen (ft, referenced to measuring point)	Distance Between Pump Intake and Bottom of Well [3] (ft, referenced to measuring point)
TRY_M-1	1 1/2-in PVC	Overburden	67.3 [5]	dedicated equip.	8.3-67.3 [5]	59	PVC	0.64	QED T1300	3.8-ft L, 1-in D, 220-mL C	Low Flow	8.76	55.0	46.7	12.3
TRY_M-7	1 1/2-in PVC	Overburden	17.3	dedicated equip.	7.8-17.3	9.5	PVC	1.61	QED T1300	3.8-ft L, 1-in D, 220-mL C	LF/Mod	8.76	15.8	8.0	1.5
TRY_M-7D	1 1/2-in PVC	Bedrock	81.4	81.4	50.8-80.8	30	PVC	1.49	N / A [7]	N / A [7]	Mod/IR	5.58	74.0 [7]	23.2 [7]	6.8 [7]
TRY_MW-A28	1 1/2-in PVC	Overburden	13.0	13.2	8.03	5	PVC	3.03	N / A [7]	N / A [7]	LF/Mod	9.28	11.1 [7]	3.1 [7]	1.9 [7]
TRY_MW-C6S	2-in PVC	Overburden	15.2	15.2	5.2-15.2	10	PVC	1.79	N / A [7]	N / A [7]	LF/Mod	6.67	11.0 [7]	5.8 [7]	4.2 [7]
TRY_MW-C6D	2-in PVC	Overburden	38.0	dedicated equip.	28.0-38.0	10	PVC	2.50	QED T1250	1.2-ft L, 1.5-in D, 100-mL C	Low Flow	7.18	33.0	5.0	5.0
TRY_MW-101S	2-in PVC	Overburden	29.4	dedicated equip.	19.4-29.4	10	PVC	1.71	QED T1250	1.2-ft L, 1.5-in D, 100-mL C	LF/Mod	21.30	24.4	5.0	5.0
TRY_MW-101D	2-in PVC	Overburden	67.1	dedicated equip.	57.1-67.1	10	PVC	2.50	QED T1250	1.2-ft L, 1.5-in D, 100-mL C	Mod/IR	18.86	62.1	5.0	5.0
TRY_MW-102	2-in PVC	Predominantly Overburden	36.2 [5]	36.0	21.2-36.2 [5]	15	Casing	2.89	QED Sample Pro	1.2-ft L, 1.75 in D, 100-mL C	Low Flow	25.31	34.0	13.0	2.2
TRY_MW-104S	2-in PVC	Overburden	17.7 [5]	dedicated equip.	5-17 [5]	12	PVC	2.17	QED T1250	1.2-ft L, 1.5-in D, 100-mL C	Low Flow	4.39	15.5	10.5	1.5
TRY_MW-104D	2-in PVC	Overburden	52.1 [5]	dedicated equip.	37.1-52.1 [5]	15	PVC	2.48	QED T1250	1.2-ft L, 1.5-in D, 100-mL C	Low Flow	4.24	48.0	10.9	4.1
TRY_MW-105S	2-in PVC	Overburden	21.1	dedicated equip.	6.5-19.5 [5]	13	PVC	---	QED T1250	1.2-ft L, 1.75 in D, 100-mL C	LF/Mod	11.58	17.5	11.0	3.6
TRY_MW-105D	2-in PVC	Bedrock	87.9	87.9	48.5-88.2 [5]	39.7	PVC	1.89	QED Sample Pro	1.2-ft L, 1.75 in D, 100-mL C	Mod/IR	12.65	68.0	19.5	20.2
TRY_MW-201SX	2-in PVC	Overburden	17.2	dedicated equip.	7.2-17.2	10	PVC	1.69	QED T1250	1.2-ft L, 1.5-in D, 100-mL C	Low Flow	7.54	12.2	5.0	5.0
TRY_MW-202P	4-in PVC	Overburden	61.6	61.4	4.9-59.9 [5]	55	PVC	1.96	QED Sample Pro	1.2-ft L, 1.75 in D, 100-mL C	Low Flow	9.97	52.5	47.6	7.4
TRY_MW-204	2-in PVC	Overburden	32.8	dedicated equip.	22.8-32.8	10	PVC	2.6	QED T1250	1.2-ft L, 1.5-in D, 100-mL C	Low Flow	21.52	31.3	8.5	1.5
TRY_MW-205	2-in PVC	Overburden	39.1	dedicated equip.	29.1-39.1	10	PVC	2.07	QED T1250	1.2-ft L, 1.5-in D, 100-mL C	LF/Mod	33.42	37.6	8.5	1.5
TRY_MW-301X	2-in PVC	Overburden	52.5	52.7	42.5-52.5	10	PVC	2.42	QED Sample Pro	1.2-ft L, 1.75 in D, 100-mL C	Low Flow	35.55	47.5	5.0	5.0
TRY_MW-501X	2-in PVC	Overburden	14.0	13.8	4.0-14.0	10	PVC	2.02	QED Sample Pro	1.2-ft L, 1.75 in D, 100-mL C	LF/Mod	6.39	10.2	6.2	3.8
TRY_MW-501D	2-in PVC	Overburden	31.9	dedicated equip.	21.9-31.9	10	PVC	2.17	QED T1250	1.2-ft L, 1.5-in D, 100-mL C	Low Flow [10]	6.22	26.9	5.0	5.0
TRY_MW-508X	2-in PVC	Overburden	9.7	9.95	4.7-9.7	5	PVC	2.9	QED Sample Pro	1.2-ft L, 1.75 in D, 100-mL C	LF/Mod	6.45	8.1	3.4	1.6
TRY_MW-601S	2-in PVC	Overburden	29.3	dedicated equip.	14.3-29.3	15	PVC	2.69	QED T1250	1.2-ft L, 1.5-in D, 100-mL C	LF/Mod	21.80	27.8	13.5	1.5
TRY_MW-601D	2-in PVC	Overburden	62.1	dedicated equip.	52.1-62.1	10	PVC	2.23	QED T1250	1.2-ft L, 1.5-in D, 100-mL C	Low Flow [8,10]	23.10	57.1	5.0	5.0
TRY_MW-602B	2-in PVC	Bedrock	47.5	dedicated equip.	37.5-47.5	10	PVC	2.12	QED T1250	1.2-ft L, 1.5-in D, 100-mL C	Low Flow	21.76	42.5	5.0	5.0
TRY_MW-701	2-in PVC	Bedrock	78.3	dedicated equip.	18.3-78.3	60	PVC	3.18	QED T1250	1.2-ft L, 1.5-in D, 100-mL C	Low Flow	10.70	48.3	30.0	30.0
TRY_MW-702SX	2-in PVC	Overburden	15.4 [6]	14.5	5.4-15.4 [6]	10	PVC	3.9	QED Sample Pro	1.2-ft L, 1.75 in D, 100-mL C	LF/Mod [9]	7.95	11.7	6.3	3.7
TRY_MW-702D	2-in PVC	Bedrock	46.4 [5,6]	46.7	19.4-46.4 [5,6]	27	PVC	2.44	QED Sample Pro	1.2-ft L, 1.75 in D, 100-mL C	Low Flow	6.55	33.0	13.6	13.4
TRY_MW-801	2-in PVC	Overburden	46.4	46.7	36.4-46.4	10	PVC	2.25	QED Sample Pro	1.2-ft L, 1.75 in D, 100-mL C	Low Flow	33.46	41.4	5.0	5.0
TRY_MW-802	2-in PVC	Overburden	35.6	35.9	25.6-35.6	10	PVC	2.1	QED Sample Pro	1.2-ft L, 1.75 in D, 100-mL C	LF/Mod	29.18	32.4	6.8	3.2
TRY_MW-803	2-in PVC	Overburden	32.3	dedicated equip.	22.3-32.3	10	PVC	2.15	QED T1250	1.2-ft L, 1.75 in D, 100-mL C	LF/Mod	29.12	30.7	8.4	1.6
TRY_MW-804	2-in PVC	Overburden	36.0	dedicated equip.	26.0-36.0	10	PVC	2.32	QED T1250	1.2-ft L, 1.75 in D, 100-mL C	LF/Mod	31.71	33.9	7.9	2.1
TRY_MW-805	2-in PVC	Overburden	42.4	42.6	32.4-42.4	10	PVC	2.37	QED Sample Pro	1.2-ft L, 1.75 in D, 100-mL C	Low Flow	31.41	37.4	5.0	5.0

TABLE 2
WELL CONSTRUCTION INFORMATION
Troy Mills Landfill Superfund Site
Troy, New Hampshire

TABLE KEY:

in = Inch
ft = Feet
PVC = Polyvinyl chloride
LNAPL = Light Non-aqueous Phase Liquid
L = Length
D = Diameter
C = Capacity
mL = milliliters
"---" = No data available
N / A = Not applicable
LF/Mod = Low Flow or Modified Sampling Procedure depending upon water level (i.e., the screen is bisected by water table)
Mod/IR = Modified sampling method used due to historical insufficient recharge

SPECIFIC NOTES:

1. Reported Depth to Well Bottom depths are field measured unless otherwise noted.
2. Wells labeled "Mod/IR" had two or more consecutive sampling years during which stabilized drawdown could not be achieved. The wells are now sampled using the Modified Sampling Method described in SOP B-5 Groundwater Well Sampling - Low Flow using a Peristaltic Pump and SOP B-6 Groundwater Well Sampling - Low Flow using a Bladder Pump.
3. Historical low water levels are compiled from water level measurements taken from 2006 to the present. This data is checked yearly and updated as necessary. Refer to Table 3 - Groundwater Level Measurements and Elevation Data for historical groundwater levels and elevations. The historical low water level for well TRY_MW-C6S was taken from the 11/19/12 measurement included on Table 4 - Summary of LNAPL Well Observations of the June 2013 Monitoring Report.
4. The distance between pump intake and bottom of the well is calculated using the Depth to Well Bottom information.
5. Downhole information was not verified during the October 8, 2008 camera survey.
6. GZA notes that there appears to be a minor discrepancy between the historical information regarding the bottom of screen/well and that which was measured during 2014 by GZA in wells TRY_MW-702SX (14.9 feet) and TRY_MW-702D (46.7 feet).
7. Wells TRY_MW-A28 and TRY_M-7D have a 1.5-inch diameter, which is too small to accommodate a SamplePro Bladder pump; therefore, a peristaltic pump and dedicated poly tubing is used to sample these wells. The last three columns of the table (Recommended Depth of Bladder Pump Intake, etc.) refer to the intake depth of the poly tubing used for sampling. Well TRY_MW-C6S is also be sampled with a peristaltic pump due to bis(2-ethylhexyl)phthalate contamination concerns.
8. The water level and field parameters in TRY_MW-601D often stabilize at or near the two hour time limit.
9. For TRY_MW-702SX, the use of low flow or modified methodology for purging the well will depend on the water level in the screen and the turbidity of the water during purging.
10. The water level in these wells did not stabilize prior to the two hour time limit during the spring 2020 sampling event.

TABLE 3
GROUNDWATER LEVEL MEASUREMENTS AND ELEVATION DATA
Troy Mills Landfill Superfund Site
Troy, New Hampshire

Monitoring Well Designation	Screened Geologic Unit	Measuring Point	Measuring Point Elevation (ft)	November 2006		May 2007		June 2008		November 2008		June 2009		October 2009		June 2011	
				Depth to Water [1] (ft bmp)	Elevation (ft)	Depth to Water [1] (ft bmp)	Elevation (ft)	Depth to Water [1] (ft bmp)	Elevation (ft)	Depth to Water [1] (ft bmp)	Elevation (ft)	Depth to Water [1] (ft bmp)	Elevation (ft)	Depth to Water [1] (ft bmp)	Elevation (ft)	Depth to Water [1] (ft bmp)	Elevation (ft)
Wells Currently Sampled																	
TRY_M-1	Overburden	PVC	1,062.24	---	---	---	---	8.34	1,053.9	7.57	1,054.7	8.14	1,054.1	8.76	1,053.5	7.71	1,054.5
TRY_M-7	Overburden	PVC	1,037.41	8.46	1,029.0	8.5	1,028.9	8.76	1,028.7	8.72	1,028.7	8.51	1,028.9	8.53	1,028.9	8.26	1,029.2
TRY_M-7D	Deep Bedrock	PVC	1,036.39	4.54	1031.9	4.39	1,032.0	5.58	1,030.8	4.31	1,032.1	2.89	1,033.5	4.65	1,031.7	4.12	1,032.3
TRY_MW-A28	Overburden	PVC	1,051.06	Monitoring Wells Not Yet Installed													
TRY_MW-C6S	Overburden	PVC	1,043.83														
TRY_MW-C6D	Overburden	PVC	1,044.54														
TRY_MW-101S	Overburden	PVC	1,072.69														
TRY_MW-101D	Overburden	PVC	1,067.53														
TRY_MW-102	Predominantly Overburden	Casing	1,093.89	24.99	1,068.9	---	---	22.07	1,071.8	23.93	1,070.0	21.95	1,071.9	23.65	1,070.2	20.56	1,073.3
TRY_MW-104S	Overburden	PVC	1,032.97	3.93	1,029.0	---	---	4.39	1,028.6	4.02	1,029.0	4.17	1,028.8	3.93	1,029.0	3.62	1,029.4
TRY_MW-104D	Overburden	PVC	1,033.08	3.93	1,029.2	---	---	4.24	1,028.8	3.89	1,029.2	4.18	1,028.9	3.94	1,029.1	3.60	1,029.5
TRY_MW-105S	Overburden	PVC	1,036.75	---	---	---	---	11.58	1,025.2	10.94	1,025.8	10.96	1,025.8	10.45	1,026.3	10.35	1,026.4
TRY_MW-105D	Deep Bedrock	PVC	1,036.62	---	---	11.45	1,025.0	12.65	1,023.8	---	---	11.52	1,025.0	10.21	1,026.3	9.99	1,026.6
TRY_MW-201SX	Overburden	PVC	1,047.33	Monitoring Well Not Yet Installed													
TRY_MW-202P	Overburden	PVC	1,053.36	---	---	---	---	9.79	1,043.6	7.98	1,045.4	9.49	1,043.9	9.97	1,043.4	9.35	1,044.0
TRY_MW-204	Overburden	PVC	1,081.80	20.38	1,061.4	18.85	1,063.0	19.53	1,062.3	20.39	1,061.4	18.93	1,062.9	20.69	1,061.1	17.67	1,064.1
TRY_MW-205	Overburden	PVC	1,087.97	33.42	1,054.6	29.94	1,058.0	29.68	1,058.3	31.74	1,056.2	29.71	1,058.3	31.06	1,056.9	28.12	1,059.9
TRY_MW-301	Overburden	PVC	1,080.77	35.86	1,044.9	---	---	34.14	1,046.6	34.71	1,046.1	34.56	1,046.2	34.85	1,045.9	Decommissioned	
TRY_MW-301X	Overburden	PVC	1,080.94	Monitoring Well Not Yet Installed												34.31	1,046.6
TRY_MW-501	Overburden	PVC	1,040.49	6.57	1,033.9	9.33	1,031.2	6.58	1,033.9	6.38	1,034.1	6.58	1,033.9	6.43	1,034.1	Decommissioned	
TRY_MW-501X	Overburden	PVC	1,039.98	Monitoring Well Not Yet Installed												6.38	1,033.6
TRY_MW-501D	Overburden	PVC	1,040.25	Monitoring Well Not Yet Installed													
TRY_MW-508	Overburden	Casing	1,079.50	---	---	---	---	11.65	1,067.9	6.19	1,073.3	7.17	1,072.3	8.58	1,070.9	Decommissioned	
TRY_MW-508X	Overburden	PVC	1,080.72	Monitoring Well Not Yet Installed												6.38	1,074.3
TRY_MW-601S	Overburden	PVC	1,077.45	21.66	1,055.8	20.53	1,056.9	21.29	1,056.2	21.67	1,055.8	20.85	1,056.6	21.57	1,055.9	20.56	1,056.9
TRY_MW-601D	Overburden	PVC	1,077.72	23.1	1,054.6	21.66	1,056.1	22.38	1,055.3	22.76	1,055.0	21.84	1,055.9	22.81	1,054.9	22.98	1,054.7
TRY_MW-602B	Bedrock	PVC	1,091.35	21.39	1,070.0	17.82	1,073.5	18.39	1,073.0	20.34	1,071.0	18.28	1,073.1	20.61	1,070.7	16.40	1,075.0
TRY_MW-701	Deep Bedrock	PVC	1,106.28	---	---	5.65	1,100.6	9.99	1,096.3	7.71	1,098.6	8.64	1,097.6	10.70	1,095.6	8.17	1,098.1
TRY_MW-702S	Overburden	PVC	1,036.60	---	---	4.57	1,032.0	6.61	1,030.0	6.03	1,030.6	5.58	1,031.0	6.82	1,029.8	Decommissioned	
TRY_MW-702SX	Overburden	PVC	1,037.76	Monitoring Well Not Yet Installed												6.50	1,031.3
TRY_MW-702D	Deep Bedrock	PVC	1,036.34	---	---	3.96	1,032.4	6.2	1,030.1	5.71	1,030.6	5.30	1,031.0	6.51	1,029.8	5.08	1,031.3
TRY_MW_801	Overburden	PVC	1,088.01	Monitoring Wells Not Yet Installed												29.87	1,058.1
TRY_MW-802	Overburden	PVC	1,091.36													23.74	1,067.6
TRY_MW-803	Overburden	PVC	1,090.70													21.39	1,069.3
TRY_MW-804	Overburden	PVC	1,087.68													27.38	1,060.3
TRY_MW-805	Overburden	PVC	1,085.20													28.67	1,056.5
TRY_SW-4	Staff Gauge	zero-foot marker on gauge	1,025.99	---	---	---	---	---	---	---	---	---	---	---	---	---	---

See last page for notes.

TABLE 3
GROUNDWATER LEVEL MEASUREMENTS AND ELEVATION DATA
Troy Mills Landfill Superfund Site
Troy, New Hampshire

Monitoring Well Designation	Screened Geologic Unit	Measuring Point	Measuring Point Elevation (ft)	July 2012		June 2013		October 2014		June 2015		May 2016		October 2018		April 2020	
				Depth to Water [1] (ft bmp)	Elevation (ft)	Depth to Water [1] (ft bmp)	Elevation (ft)	Depth to Water [1] (ft bmp)	Elevation (ft)	Depth to Water [1] (ft bmp)	Elevation (ft)	Depth to Water [1] (ft bmp)	Elevation (ft)	Depth to Water [1] (ft bmp)	Elevation (ft)	Depth to Water [1] (ft bmp)	Elevation (ft)
Wells Currently Sampled																	
TRY_M-1	Overburden	PVC	1,062.24	---	---	---	---	6.91	1,055.3	---	---	8.26	1,054.0	7.44	1,054.8	6.07	1,056.2
TRY_M-7	Overburden	PVC	1,037.41	---	---	---	---	8.34	1,029.1	---	---	8.53	1,028.9	7.93	1,029.5	8.16	1,029.3
TRY_M-7D	Deep Bedrock	PVC	1,036.39	---	---	---	---	4.49	1,031.9	---	---	4.76	1,031.6	3.93	1,032.5	3.63	1,032.8
TRY_MW-A28	Overburden	PVC	1,051.06			9.12	1,041.9	8.91	1,042.2	---	---	9.28	1,041.8	8.98	1,042.1	7.90	1,043.2
TRY_MW-C6S	Overburden	PVC	1,043.83					6.14	1,037.7	---	---	6.67	1,037.2	5.88	1,038.0	5.58	1,038.3
TRY_MW-C6D	Overburden	PVC	1,044.54	Monitoring Wells Not Yet Installed						7.18	1,037.4	7.18	1,037.4	6.34	1,038.2	5.89	1,038.7
TRY_MW-101S	Overburden	PVC	1,072.69							21.30	1,051.4	20.88	1,051.8	20.04	1,052.7	18.82	1,053.9
TRY_MW-101D	Overburden	PVC	1,067.53							18.86	1,048.7	18.53	1,049.0	17.77	1,049.8	17.03	1,050.5
TRY_MW-102	Predominantly Overburden	Casing	1,093.89	---	---	---	---	25.31	1,068.6	---	---	22.32	1,071.6	21.45	1,072.4	19.40	1,074.5
TRY_MW-104S	Overburden	PVC	1,032.97	---	---	3.68	1,029.3	3.73	1,029.2	---	---	3.57	1,029.4	3.26	1,029.7	3.57	1,029.4
TRY_MW-104D	Overburden	PVC	1,033.08	---	---	3.61	1,029.5	3.73	1,029.4	---	---	3.69	1,029.4	3.38	1,029.7	3.56	1,029.5
TRY_MW-105S	Overburden	PVC	1,036.75	---	---	---	---	10.30	1,026.5	---	---	11.50	1,025.3	8.17	1,028.6	9.89	1,026.9
TRY_MW-105D	Deep Bedrock	PVC	1,036.62	---	---	---	---	10.86	1,025.8	---	---	11.46	1,025.2	11.91	1,024.7	10.17	1,026.5
TRY_MW-201SX	Overburden	PVC	1,047.33	Monitoring Well Not Yet Installed						7.54	1,039.8	7.30	1,040.0	6.25	1,041.1	5.37	1,042.0
TRY_MW-202P	Overburden	PVC	1,053.36	---	---	---	---	8.93	1,044.4	---	---	9.45	1,043.9	9.13	1,044.2	8.42	1,044.9
TRY_MW-204	Overburden	PVC	1,081.80	---	---	---	---	21.52	1,060.3	---	---	20.33	1,061.5	18.67	1,063.1	16.76	1,065.0
TRY_MW-205	Overburden	PVC	1,087.97	31.55	1,056.4	30.68	1,057.3	32.84	1,055.1	---	---	30.77	1,057.2	28.80	1,059.2	29.11	1,058.9
TRY_MW-301	Overburden	PVC	1,080.77	Monitoring Well Decommissioned													
TRY_MW-301X	Overburden	PVC	1,080.94	---	---	35.25	1,045.7	35.55	1,045.4	---	---	34.83	1,046.1	33.90	1,047.0	34.76	1,046.2
TRY_MW-501	Overburden	PVC	1,040.49	Monitoring Well Decommissioned													
TRY_MW-501X	Overburden	PVC	1,039.98	---	---	6.39	1,033.6	6.31	1,033.7	---	---	6.32	1,033.7	5.96	1,034.0	6.10	1,033.9
TRY_MW-501D	Overburden	PVC	1,040.25	Monitoring Well Not Yet Installed						6.22	1,034.0	5.92	1,034.3	5.43	1,034.8	5.28	1,035.0
TRY_MW-508	Overburden	Casing	1,079.50	Monitoring Well Decommissioned													
TRY_MW-508X	Overburden	PVC	1,080.72	---	---	---	---	6.12	1,074.6	---	---	6.45	1,074.3	4.64	1,076.1	4.73	1,076.0
TRY_MW-601S	Overburden	PVC	1,077.45	21.80	1,055.7	20.36	1,057.1	21.57	1,055.9	---	---	21.28	1,056.2	20.36	1,057.1	19.83	1,057.6
TRY_MW-601D	Overburden	PVC	1,077.72	---	---	21.56	1,056.2	22.89	1,054.8	---	---	22.45	1,055.3	21.53	1,056.2	20.77	1,057.0
TRY_MW-602B	Bedrock	PVC	1,091.35	---	---	---	---	21.76	1,069.6	---	---	18.93	1,072.4	17.82	1,073.5	16.21	1,075.1
TRY_MW-701	Deep Bedrock	PVC	1,106.28	---	---	6.11	1,100.2	8.85	1,097.4	---	---	7.94	1,098.3	6.55	1,099.7	5.42	1,100.9
TRY_MW-702S	Overburden	PVC	1,036.60	Monitoring Well Decommissioned													
TRY_MW-702SX	Overburden	PVC	1,037.76	---	---	---	---	7.95	1,029.8	6.81	1,031.0	6.82	1,030.9	6.18	1,031.6	4.86	1,032.9
TRY_MW-702D	Deep Bedrock	PVC	1,036.34	---	---	---	---	6.55	1,029.8	5.36	1,031.0	5.36	1,031.0	4.79	1,031.6	3.07	1,033.3
TRY_MW_801	Overburden	PVC	1,088.01	32.45	1,055.6	31.94	1,056.1	33.46	1,054.6	---	---	31.83	1,056.2	30.21	1,057.8	30.45	1,057.6
TRY_MW-802	Overburden	PVC	1,091.36	27.82	1,063.5	26.58	1,064.8	29.18	1,062.2	---	---	26.58	1,064.8	24.59	1,066.8	23.89	1,067.5
TRY_MW-803	Overburden	PVC	1,090.70	27.46	1,063.2	25.45	1,065.3	29.12	1,061.6	26.92	1,063.8	26.02	1,064.7	22.99	1,067.7	22.51	1,068.2
TRY_MW-804	Overburden	PVC	1,087.68	30.52	1,057.2	29.28	1,058.4	31.71	1,056.0	30.17	1,057.5	29.81	1,057.9	27.96	1,059.7	27.79	1,059.9
TRY_MW-805	Overburden	PVC	1,085.20	30.68	1,054.5	29.91	1,055.3	31.41	1,053.8	---	---	30.20	1,055.0	28.86	1,056.3	26.68	1,058.5
TRY_SW-4	Staff Gauge	zero-foot marker on gauge	1,025.99	---	---	---	---	1.37	1,027.4	---	---	1.33	1,027.3	2.26	1,028.3	1.66	1,027.7

See last page for notes.

TABLE 3
GROUNDWATER LEVEL MEASUREMENTS AND ELEVATION DATA
Troy Mills Landfill Superfund Site
Troy, New Hampshire

TABLE KEY:
ft = feet ft
bmp = below measuring point
PVC = polyvinyl chloride riser
"---" = data is not readily available or groundwater level was not collected

SPECIFIC NOTES:
1. Depth to groundwater measurements are referenced to top of PVC risers or top of casing at groundwater monitoring wells as indicated. The measuring point for the surface water staff gauge is the 0-foot marker on the gauge; therefore, the gauge measures the height of the Rockwood Brook water column at the staff gauge rather than the depth of the water as indicated by the "depth to water" column heading.

GENERAL NOTES:
* The horizontal datum used to identify Site monitoring wells is NAD83/96 per NHDOT Base Station, following the NH State Plane projection, in units of US Survey feet.
* Depth to groundwater measurements from 2006 through the present were collected by GZA field personnel.
* A survey of the site wells was conducted during February 2005 by Conklin & Soroka of Cheshire, Connecticut. The benchmark point used for this survey was monitoring well TRY_M-3; its elevation was established as 1037.65 (PVC) according to the plan titled "Topographic Survey Depicting Monitoring Well Locations, Land of Troy Mills Landfill."
* The 700-series wells were drilled in November 2006 by NH Boring; the x-series replacement wells were drilled during November 2010 by Expedition Drilling; the 800-series wells were drilled during May 2011 by Boart Longyear; TRY_MW-C6D, TRY_MW-101S/D, TRY_MW-201SX, and TRY_MW-501D wells were drilled during May 2015 by Cascade Drilling. The elevations of these wells were surveyed by GZA personnel using already existing on-Site wells as reference points.
* A benchmark was established on the eastern side of the culvert at TRY_SW-1 on Rockwood Brook with an elevation of 1,060.98 feet.

TABLE 4
VERTICAL HYDRAULIC GRADIENTS
Troy Mills Landfill Superfund Site
Troy, New Hampshire

Monitoring Well ID	Lithologic Unit Screened Within	Measuring Point Elevation (ft)	Depth to Screen Top (ft bmp)	Depth to Screen Bottom (ft bmp)	Screen Midpoint Elevation (ft)	Difference in Screen Elevation (ft)	Groundwater Elevation (ft)	Change in Groundwater Elevation (ft)	Magnitude of Vertical Gradient [1]	Direction of Vertical Gradient (Upward/Downward)
TRY_M-7	Overburden	1037.41	7.8	17.3	1024.9	-54.3	1,029.3	3.5	**-0.06**	**Upward**
TRY_M-7D	Bedrock	1036.39	50.8	80.8	970.6		1,032.8			
TRY_MW-C6S	Shallow Overburden	1043.83	5.2	15.2	1033.6	-22.1	1,038.3	0.4	**-0.02**	**Upward**
TRY_MW-C6D	Deep Overburden	1044.54	28.0	38.0	1011.5		1,038.7			
TRY_MW-101S	Shallow Overburden	1072.69	19.4	29.4	1048.3	-42.9	1,053.9	-3.4	**0.08**	**Downward**
TRY_MW-101D	Deep Overburden	1067.53	57.1	67.1	1005.4		1,050.5			
TRY_MW-104S	Shallow Overburden	1032.97	5	17	1022.0	-33.5	1,029.4	0.10	**-0.003**	**Upward**
TRY_MW-104D	Deep Overburden	1033.08	37.1	52.1	988.5		1,029.5			
TRY_MW-105S	Shallow Overburden	1036.75	6.5	19.5	1023.8	-55.5	1,026.9	-0.4	**0.01**	**Downward**
TRY_MW-105D	Bedrock	1036.62	48.5	88.2	968.3		1,026.5			
TRY_MW-501X	Shallow Overburden	1039.98	4.0	14.0	1031.0	-17.6	1,033.9	1.1	**-0.06**	**Upward**
TRY_MW-501D	Deep Overburden	1040.25	21.9	31.9	1013.4		1,035.0			
TRY_MW-601S	Shallow Overburden	1077.45	14.3	29.3	1055.7	-35.0	1,057.6	-0.6	**0.02**	**Downward**
TRY_MW-601D	Deep Overburden	1077.72	52.1	62.1	1020.6		1,057.0			
TRY_MW-702SX	Shallow Overburden	1037.76	5.4	15.4	1027.4	-23.9	1,032.9	0.40	**-0.02**	**Upward**
TRY_MW-702D	Bedrock	1036.34	19.4	46.4	1003.4		1,033.3			

TABLE KEY:
ft = feet
bmp = below measuring point

SPECIFIC NOTES:

1. Magnitude of vertical gradient calculated based on the difference in screen elevations and the difference in groundwater elevations. Data reported to the level of precision of the measuring method but calculations are performed without rounding. Groundwater elevations calculated based on depth to water level measurements collected during the most recent water level round (refer to Table 3).

TABLE 5A
SUMMARY OF DETECTED COMPOUNDS IN GROUNDWATER SAMPLES
Troy Mills Landfill Superfund Site
Troy, New Hampshire

Monitoring Well ID	Geological Unit of Well Screen	Sampling Event Date	VOCs of Concern (µg/L)													
			Tetrachloroethene	Trichloroethene	cis-1,2-Dichloroethene	Vinyl Chloride	1,2,4-Trimethylbenzene	1,3,5-Trimethylbenzene	2-Butanone(MEK)	Benzene	Naphthalene	n-Butylbenzene	n-Propylbenzene	p-Isopropyltoluene (4-cymene)	Tetrahydrofuran(THF)	Toluene
		ROD ICL	5	5	70	2	330	330	4000	5	20	260	260	260	154	1000
		NH AGQS	5	5	70	2	330	330	4000	5	100 [3]	260	260	260	600	1000
TRY_M-1	Overburden	Jun-11	< 2.0	< 2.0	< 2.0	< 2.0	< 2.0	< 2.0	< 10	< 2.0	**13**	**5.5**	< 2.0	< 2.0	< 10	< 2.0
		Nov-14	< 2	< 2	< 2	< 2	< 2	< 2	< 10	< 2	**4.7**	< 2	< 2	< 2	< 10	< 2
		May-16	< 2	< 2	< 2	< 2	< 2	< 2	< 10	< 2	< 2	< 2	< 2	< 2	< 10	< 2
		Oct-18	< 2	< 2	< 2	< 2	< 2	< 2	< 10	< 2	< 5	< 2	< 2	< 2	< 10	< 2
		Apr-20	< 0.50	< 0.50	< 0.50	< 1.0	< 2.5	< 2.5	< 5.0	< 0.50	< 2.5	< 0.50	< 0.50	< 0.50	< 5.0	< 0.75
TRY_M-7	Overburden	Aug-04	< 2	< 2	< 2	< 2	< 2	< 2	---	< 2	< 2	---	< 2	< 2	< 10	< 2
		Oct-05	< 1	< 1	< 1	< 1	< 1	< 1	< 1	< 1	< 1	< 1	< 1	< 1	< 1	< 1
		Jun-06	---	---	---	---	---	---	---	---	---	---	---	---	---	---
		Dec-06	< 0.4	< 2	< 2	< 2	< 2	< 2	< 10	< 0.3	< 2	< 2	< 2	< 2	< 10	< 2
		May-07	---	---	---	---	---	---	---	---	---	---	---	---	---	---
		Jun-08	< 2	< 2	< 2	< 2	< 2	< 2	< 10	< 2	< 2	< 2	< 2	< 2	< 10	< 2
		Dec-08	< 2	< 2	< 2	< 2	< 2	< 2	< 10	< 2	< 2	< 2	< 2	< 2	< 10	< 2
		Jun-09	< 2	< 2	< 2	< 2	< 2	< 2	< 10	< 2	< 2	< 2	< 2	< 2	< 10	< 2
		Oct-09	< 2	< 2	< 2	< 2	< 2	< 2	< 10	< 2	< 2	< 2	< 2	< 2	< 10	< 2
		Oct-09 DUP	---	---	---	---	---	---	---	---	---	---	---	---	---	---
		Jun-11	< 2.0	< 2.0	< 2.0	< 2.0	< 2.0	< 2.0	< 10	< 2.0	< 2.0	< 2.0	< 2.0	< 2.0	< 10	< 2.0
		Nov-14	< 2	< 2	< 2	< 2	< 2	< 2	< 10	< 2	< 2	< 2	< 2	< 2	< 10	< 2
		May-16	< 2	< 2	< 2	< 2	< 2	< 2	< 10	< 2	< 2	< 2	< 2	< 2	< 10	< 2
		May-16 DUP	---	---	---	---	---	---	---	---	---	---	---	---	---	---
		Oct-18	< 2	< 2	< 2	< 2	< 2	< 2	< 10	< 2	< 5	< 2	< 2	< 2	< 10	< 2
		Oct-18 DUP	---	---	---	---	---	---	---	---	---	---	---	---	---	---
		Apr-20	< 0.50	< 0.50	< 0.50	< 1.0	< 2.5	< 2.5	< 5.0	< 0.50	< 2.5	< 0.50	< 0.50	< 0.50	< 5.0	< 0.75
		Apr-20 DUP	---	---	---	---	---	---	---	---	---	---	---	---	---	---
TRY_M-7D	Bedrock	Nov-14	< 2	< 2	< 2	< 2	< 2	< 2	< 10	< 2	< 2	< 2	< 2	< 2	< 10	< 2
		May-16	< 2	< 2	< 2	< 2	< 2	< 2	< 10	< 2	< 2	< 2	< 2	< 2	< 10	< 2
		Oct-18	< 2	< 2	< 2	< 2	< 2	< 2	< 10	< 2	< 5	< 2	< 2	< 2	< 10	< 2
		Apr-20	< 0.50	< 0.50	< 0.50	< 1.0	< 2.5	< 2.5	< 5.0	< 0.50	< 2.5	< 0.50	< 0.50	< 0.50	< 5.0	< 0.75
TRY_MW-A28	Overburden	Jun-13	< 2	< 2	< 2	< 2	**18**	**15**	< 10	< 2	< 2	< 2	< 2	< 2	< 10	< 2
		Nov-14	< 2	< 2	< 2	< 2	**58**	**8.3**	< 10	< 2	**2.9**	**2.9**	**6.8**	**2.9**	< 10	< 2
		Nov-14 DUP	< 2	< 2	< 2	< 2	**53**	**6.6**	< 10	< 2	**2.8**	**2.6**	**6.5**	**2.6**	< 10	< 2
		May-16	< 2	< 2	< 2	< 2	**34**	**2.4**	< 10	< 2	< 2	< 2	**4.4**	**2.9**	< 10	< 2
		May-16 DUP	---	---	---	---	---	---	---	---	---	---	---	---	---	---
		Nov-18	< 2	< 2	< 2	< 2	< 2	< 2	< 10	< 2	< 5	< 2	< 2	< 2	< 10	< 2
		Nov-18 DUP	---	---	---	---	---	---	---	---	---	---	---	---	---	---
		Apr-20	< 0.50	< 0.50	< 0.50	< 1.0	**26**	< 2.5	< 5.0	< 0.50	< 2.5	**0.92**	**3**	**1.7**	< 5.0	< 0.75
		Apr-20 DUP	---	---	---	---	---	---	---	---	---	---	---	---	---	---
TRY_MW-C6S	Overburden	Nov-14	< 2	< 2	**173**	< 2	< 2	< 2	< 10	< 2	< 2	< 2	< 2	< 2	< 10	< 2
		May-16	< 2	< 2	**73**	< 2	< 2	< 2	< 10	< 2	< 2	< 2	< 2	< 2	< 10	< 2
		May-16 DUP	< 2	< 2	**73**	< 2	< 2	< 2	< 10	< 2	< 2	< 2	< 2	< 2	< 10	< 2
		Oct-18	< 2	< 2	**11**	< 2	< 2	< 2	< 10	< 2	< 5	< 2	< 2	< 2	< 10	< 2
		Oct-18 DUP	< 2	< 2	**12**	< 2	< 2	< 2	< 10	< 2	< 5	< 2	< 2	< 2	< 10	< 2
		Apr-20	< 0.50	< 0.50	**7.9**	< 1.0	< 2.5	< 2.5	< 5.0	**0.5**	< 2.5	< 0.50	< 0.50	< 0.50	< 5.0	< 0.75
		Apr-20 DUP	< 0.50	< 0.50	**8**	< 1.0	< 2.5	< 2.5	< 5.0	**0.5**	< 2.5	< 0.50	< 0.50	< 0.50	< 5.0	< 0.75

TABLE 5A
SUMMARY OF DETECTED COMPOUNDS IN GROUNDWATER SAMPLES
Troy Mills Landfill Superfund Site
Troy, New Hampshire

Monitoring Well ID	Geological Unit of Well Screen	Sampling Event Date	Additional VOCs (µg/L)																	Other COCs
			1,1,1-Trichloroethane	1,1-Dichloroethane	1,1-Dichloroethene	1,2-Dichloroethane	1,4-Dichlorobenzene	2-Chlorotoluene	4-Methyl-2-pentanone (MIBK)	Acetone	Carbon Disulfide	Ethylbenzene	Isopropylbenzene (cumene)	sec-Butylbenzene	t-Butanol (TBA)	t-Butylbenzene	Trichlorofluoromethane	m/p-Xylene	o-Xylene	1,4-Dioxane (µg/L)
ROD ICL			na	na	na	na	na	na	na	na	na	na	na	na	na	na	na	na	na	3
NH AGQS			200	81	7	5	75	100	2000	6000	70	700	800	260	40	260	2000	10000 [1]	10000 [1]	0.32 [4]
TRY_M-1	Overburden	Jun-11	< 2.0	< 2.0	< 2.0	< 2.0	< 2.0	< 2.0	< 10	< 10	< 2.0	< 2.0	**12**	**14**	< 10	**2.5**	< 2.0	< 2.0	< 2.0	< 0.20
		Nov-14	< 2	< 2	< 2	< 2	< 2	< 2	< 10	< 10	< 2	< 2	**2.7**	**6.3**	< 10	< 2	< 2	< 2	< 2	< 0.2
		May-16	< 2	< 2	< 2	< 2	< 2	< 2	< 10	< 10	< 2	< 2	**3.7**	**9.6**	< 10	**2**	< 2	< 4	< 2	< 0.25
		Oct-18	< 2	< 2	< 1	< 2	< 2	< 2	< 10	< 50	< 2	< 2	< 2	**6**	< 30	< 2	< 2	<2	< 2	< 0.25
		Apr-20	< 0.50	< 0.75	< 0.50	< 0.50	< 2.5	< 2.5	< 5.0	< 5.0	< 5.0	< 0.50	**0.66**	**6**	< 10	< 2.5	< 2.5	< 1.0	< 1.0	< 0.134
TRY_M-7	Overburden	Aug-04	**3.6**	**10**	< 2	< 2	< 2	---	< 10	< 10	---	< 2	< 2	< 2	< 10	< 2	---	< 2	< 2	---
		Oct-05	**3.5**	< 1	**3**	< 1	< 1	< 1	< 1	< 1	---	< 1	< 1	< 1	---	< 1	**2**	< 2	< 1	---
		Jun-06	**4**	**8**	< 2	< 2	< 2	< 2	< 2	< 10	---	< 10	< 2	< 2	< 10	< 2	< 2	< 2	< 2	---
		Dec-06	**4.5**	**7.8**	< 2	< 0.4	< 2	< 2	< 10	< 10	---	< 2	< 2	< 2	< 10	< 2	< 2	< 2	< 2	---
		May-07	---	---	---	---	---	---	---	---	---	---	---	---	---	---	---	---	---	---
		Jun-08	**2.4**	**11**	< 2	< 2	< 2	< 2	< 10	< 10	---	< 2	< 2	< 2	< 10	< 2	< 2	< 2	< 2	**2.2**
		Dec-08	**2.8**	**10**	< 2	< 2	< 2	< 2	< 10	< 10	---	< 2	< 2	< 2	< 10	< 2	< 2	< 2	< 2	---
		Jun-09	**2.3**	**8.1**	< 2	< 2	< 2	< 2	< 10	< 10	---	< 2	< 2	< 2	< 10	< 2	< 2	< 2	< 2	---
		Oct-09	**2.2**	**10**	< 2	< 2	< 2	< 2	< 10	< 10	---	< 2	< 2	< 2	**16**	< 2	< 2	< 2	< 2	**2.7**
		Oct-09 DUP	---	---	---	---	---	---	---	---	---	---	---	---	---	---	---	---	---	**2.9**
		Jun-11	< 2.0	**6.4**	< 2.0	< 2.0	< 2.0	< 2.0	< 10	< 10	< 2.0	< 2.0	< 2.0	< 2.0	**10**	< 2.0	< 2.0	< 2.0	< 2.0	---
		Nov-14	< 2	**7.2**	< 2	< 2	< 2	< 2	< 10	< 10	< 2	< 2	< 2	< 2	< 10	< 2	< 2	< 2	< 2	**1.63**
		May-16	< 2	**4.8**	< 2	< 2	< 2	< 2	< 10	< 10	< 2	< 2	< 2	< 2	< 10	< 2	< 2	< 4	< 2	**1.6**
		May-16 DUP	---	---	---	---	---	---	---	---	---	---	---	---	---	---	---	---	---	**1.4**
		Oct-18	< 2	**4**	< 1	< 2	< 2	< 2	< 10	< 50	< 2	< 2	< 2	< 2	< 30	< 2	< 2	< 2	< 2	**0.42**
		Oct-18 DUP	---	---	---	---	---	---	---	---	---	---	---	---	---	---	---	---	---	**0.48**
		Apr-20	**1.2**	**2.1**	< 0.50	< 0.50	< 2.5	< 2.5	< 5.0	< 5.0	< 5.0	< 0.50	< 0.50	< 0.50	< 10	< 2.5	< 2.5	< 1.0	< 1.0	**0.49**
		Apr-20 DUP	---	---	---	---	---	---	---	---	---	---	---	---	---	---	---	---	---	**0.496**
TRY_M-7D	Bedrock	Nov-14	< 2	< 2	< 2	< 2	< 2	< 2	< 10	< 10	< 2	< 2	< 2	< 2	< 10	< 2	< 2	< 2	< 2	---
		May-16	< 2	< 2	< 2	< 2	< 2	< 2	< 10	< 10	< 2	< 2	< 2	< 2	< 10	< 2	< 2	< 4	< 2	---
		Oct-18	< 2	< 2	< 1	< 2	< 2	< 2	< 10	< 50	< 2	< 2	< 2	< 2	< 30	< 2	< 2	<2	< 2	< 0.25
		Apr-20	< 0.50	< 0.75	< 0.50	< 0.50	< 2.5	< 2.5	< 5.0	< 5.0	< 5.0	< 0.50	< 0.50	< 0.50	< 10	< 2.5	< 2.5	< 1.0	< 1.0	< 0.150
TRY_MW-A28	Overburden	Jun-13	< 2	< 2	< 2	< 2	< 2	< 2	< 10	< 10	< 2	< 2	< 2	< 2	< 10	< 2	< 2	< 2	< 2	---
		Nov-14	< 2	< 2	< 2	< 2	< 2	< 2	< 10	< 10	< 2	**7**	**5.5**	**3.2**	< 10	< 2	< 2	**3.1**	< 2	---
		Nov-14 DUP	< 2	< 2	< 2	< 2	< 2	< 2	< 10	< 10	< 2	**6.5**	**5.1**	**3**	< 10	< 2	< 2	**2.7**	< 2	---
		May-16	< 2	< 2	< 2	< 2	< 2	< 2	< 10	< 10	< 2	**2.7**	**2.9**	**3.2**	< 10	< 2	< 2	< 4	< 2	---
		May-16 DUP	---	---	---	---	---	---	---	---	---	---	---	---	---	---	---	---	---	---
		Nov-18	< 2	< 2	< 1	< 2	< 2	< 2	< 10	< 50	< 2	< 2	< 2	< 2	< 30	< 2	< 2	< 2	< 2	< 0.25
		Nov-18 DUP	---	---	---	---	---	---	---	---	---	---	---	---	---	---	---	---	---	---
		Apr-20	< 0.50	< 0.75	< 0.50	< 0.50	< 2.5	< 2.5	< 5.0	< 5.0	< 5.0	< 0.50	**2.2**	**2**	< 10	< 2.5	< 2.5	< 1.0	< 1.0	< 0.139
		Apr-20 DUP	---	---	---	---	---	---	---	---	---	---	---	---	---	---	---	---	---	---
TRY_MW-C6S	Overburden	Nov-14	< 2	< 2	< 2	**4.4**	< 2	< 2	< 10	< 10	< 2	< 2	< 2	**13**	< 10	**3.9**	< 2	< 2	< 2	**0.25**
		May-16	< 2	< 2	< 2	**2.3**	< 2	< 2	< 10	< 10	< 2	< 2	< 2	**10**	< 10	**4.1**	< 2	< 4	< 2	---
		May-16 DUP	< 2	< 2	< 2	**2.4**	< 2	< 2	< 10	< 10	< 2	< 2	< 2	**10**	< 10	**3.9**	< 2	< 4	< 2	---
		Oct-18	< 2	< 2	< 1	< 2	< 2	< 2	< 10	< 50	< 2	< 2	< 2	**11**	< 30	**4**	< 2	< 2	< 2	< 0.25
		Oct-18 DUP	< 2	< 2	< 1	< 2	< 2	< 2	< 10	< 50	< 2	< 2	< 2	**11**	< 30	**4**	< 2	< 2	< 2	< 0.25
		Apr-20	< 0.50	< 0.75	< 0.50	< 0.50	< 2.5	< 2.5	< 5.0	< 5.0	< 5.0	< 0.50	< 0.50	**8.2**	< 10	**3.6**	< 2.5	< 1.0	< 1.0	< 0.139
		Apr-20 DUP	< 0.50	< 0.75	< 0.50	< 0.50	< 2.5	< 2.5	< 5.0	< 5.0	< 5.0	< 0.50	< 0.50	**8.6**	< 10	**3.8**	< 2.5	< 1.0	< 1.0	< 0.139

TABLE 5A
SUMMARY OF DETECTED COMPOUNDS IN GROUNDWATER SAMPLES
Troy Mills Landfill Superfund Site
Troy, New Hampshire

Monitoring Well ID	Geological Unit of Well Screen	Sampling Event Date	SVOCs of Concern (µg/L)						Additional SVOCs (µg/Lug/L)							Metal COCs (mg/L)		Additional Metals (mg/L)					
			Benzo(a)pyrene	Benzo(b)fluoranthene	Bis[Di](2-ethylhexyl) phthalate	Dibenzo(a,h)anthracene	Naphthalene	Pentachlorophenol	3 & 4-Methylphenol	Benzyl butyl phthalate	Di-n-butylphthalate	Benzyl alcohol	4-Chloro-3-methylphenol	2-Methylnaphthalene	Di-n-octylphalate	Arsenic	Manganese	Barium	Cadmium	Chromium	Lead	Selenium	Iron
		ROD ICL	0.2	0.1	6	0.1	20	1	na	na	na	na	na	na	na	0.05	0.3	na	na	na	na	na	na
		NH AGQS	0.2	0.1	6	0.1	100 [3]	1	40 [2]	na	800	na	na	280	na	0.01	0.84	2	0.005	0.1	0.015	0.05	na
TRY_M-1	Overburden	Jun-11	< 10	< 10	< 5.0	< 10	< 10	< 20	< 10	< 10	< 10	< 10	< 10	< 10	< 10	< 0.0010	**0.121**	**0.007**	< 0.0020	< 0.0050	< 0.0010	< 0.0050	**0.908**
		Nov-14	< 10	< 10	< 5	< 10	< 10	< 20	< 10	< 10	< 10	< 10	< 10	< 10	< 10	< 0.001	**0.124**	---	---	---	---	---	---
		May-16	< 10	< 10	< 5	< 10	< 10	< 20	< 10	< 10	< 10	< 10	< 10	< 10	< 10	---	**0.142**	---	---	---	---	---	---
		Oct-18	< 0.2	< 0.5	< 5	< 0.5	< 0.5	< 10	< 2	< 5	< 5	< 2	< 2	< 0.5	< 5	< 0.005	**0.1 T**	---	---	---	---	---	---
		Apr-20	< 0.10	< 0.10	**3.6**	< 0.10	**0.2**	< 0.80	< 5.0	< 5.0	< 5.0	< 2.0	< 2.0	< 0.10	< 5.0	< 0.00050	**0.1032**	---	---	---	---	---	---
TRY_M-7	Overburden	Aug-04	< 10	< 10	< 10	< 10	< 2	< 25	< 10	< 10	< 10	---	---	---	< 10	---	**3.69**	---	---	---	---	---	< 0.05
		Oct-05	< 5	< 5	< 5	< 5	< 5	< 5	< 10	< 5	< 5	---	---	---	< 5	< 0.2	**1.2**	< 0.03	< 0.03	< 0.03	< 0.1	< 0.1	< 0.1
		Jun-06	---	---	---	---	---	---	---	---	---	---	---	---	---	< 0.001	**1.81**	**0.0378**	< 0.002	< 0.005	< 0.001	< 0.005	---
		Dec-06	< 10	< 10	< 10	< 10	< 10	< 20	< 10	< 10	< 10	---	---	---	< 10	< 0.001	**3.32**	**0.0528**	< 0.002	< 0.005	< 0.001	< 0.005	< 0.05
		May-07	---	---	---	---	---	---	---	---	---	---	---	---	---	< 0.001	**1.5**	**0.0425**	< 0.002	< 0.005	< 0.001	< 0.005	< 0.05
		Jun-08	< 10	< 10	< 5	< 10	< 10	< 20	< 10	< 10	< 10	---	---	---	< 10	< 0.001	**0.839**	**0.042**	< 0.002	< 0.005	< 0.001	< 0.005	< 0.05
		Dec-08	< 10	< 10	< 5	< 10	< 10	< 20	< 10	< 10	< 10	---	---	---	< 10	---	**2.85**	---	---	---	---	---	---
		Jun-09	< 10	< 10	< 5	< 10	< 10	< 20	< 10	< 10	< 10	---	---	---	< 10	---	**1.97**	---	---	---	---	---	---
		Oct-09	< 10	< 10	< 5	< 10	< 10	< 20	< 10	< 10	< 10	---	---	---	< 10	---	**2.92**	---	---	---	---	---	---
		Oct-09 DUP	---	---	---	---	---	---	---	< 10	---	---	---	---	---	---	---	---	---	---	---	---	---
		Jun-11	< 10	< 10	< 5.0	< 10	< 10	< 20	< 10	< 10	< 10	< 10	< 10	< 10	< 10	---	**0.729**	---	---	---	---	---	---
		Nov-14	< 10	< 10	< 5	< 10	< 10	< 20	< 10	< 10	< 10	< 10	< 10	< 10	< 10	< 0.001	**3.07**	---	---	---	---	---	---
		May-16	< 10	< 10	< 5	< 10	< 10	< 20	< 10	< 10	< 10	< 10	< 10	< 10	< 10	---	**1.38**	---	---	---	---	---	---
		May-16 DUP	---	---	---	---	---	---	---	---	---	---	---	---	---	---	---	---	---	---	---	---	---
		Oct-18	< 0.2	< 0.5	< 5	< 0.5	< 0.5	< 10	< 2	< 5	< 5	< 2	< 2	< 0.5	< 5	< 0.025	**0.86**	---	---	---	---	---	---
		Oct-18 DUP	---	---	---	---	---	---	---	---	---	---	---	---	---	---	---	---	---	---	---	---	---
		Apr-20	< 0.10	< 0.10	< 3.0	< 0.10	< 0.10	< 0.80	< 5.0	< 5.0	< 5.0	< 2.0	< 2.0	< 0.10	< 5.0	< 0.00050	**0.0986**	---	---	---	---	---	---
		Apr-20 DUP	---	---	---	---	---	---	---	---	---	---	---	---	---	---	---	---	---	---	---	---	---
TRY_M-7D	Bedrock	Nov-14	< 10	< 10	< 5	< 10	< 10	< 20	< 10	< 10	< 10	< 10	< 10	< 10	< 10	< 0.001	**0.026**	---	---	---	---	---	---	---
		May-16	< 10	< 10	< 5	< 10	< 10	< 20	< 10	< 10	< 10	< 10	< 10	< 10	< 10	---	**0.014**	---	---	---	---	---	---
		Oct-18	< 0.2	< 0.5	< 5	< 0.5	< 0.5	< 10	< 2	< 5	< 5	< 2	< 2	< 0.5	< 5	< 0.005	< 0.05	---	---	---	---	---	---
		Apr-20	< 0.10	< 0.10	< 3.0	< 0.10	< 0.10	< 0.80	< 5.0	< 5.0	< 5.0	< 2.0	< 2.0	< 0.10	< 5.0	**0.00098**	**0.0222**	---	---	---	---	---	---
TRY_MW-A28	Overburden	Jun-13	< 10	< 10	**11**	< 10	< 10	---	---	< 10	< 10	---	---	< 10	< 10	---	**0.689**	---	---	---	---	---	---
		Nov-14	< 10	< 10	**33**	< 10	< 10	< 20	< 10	< 10	< 10	< 10	< 10	< 10	< 10	**0.0012**	**1.26**	---	---	---	---	---	---
		Nov-14 DUP	< 10	< 10	**25**	< 10	< 10	< 20	< 10	< 10	< 10	< 10	< 10	< 10	< 10	**0.0012**	**1.28**	---	---	---	---	---	---
		May-16	< 10	< 10	**18 Q, Z, B***	< 10	< 10	< 20	< 10	< 10	< 10	< 10	< 10	< 10	< 10	---	**0.859**	---	---	---	---	---	---
		May-16 DUP	< 10	< 10	**8.5 Q, Z, B***	< 10	< 10	< 20	< 10	< 10	< 10	< 10	< 10	< 10	< 10	---	---	---	---	---	---	---	---
		Nov-18	< 0.2	< 0.5	**45**	< 0.5	< 0.5	< 10	< 2	< 5	< 5	< 2	< 2	< 0.5	< 5	< 0.005	**0.38**	---	---	---	---	---	---
		Nov-18 DUP	< 0.2	< 0.5	**42**	< 0.5	< 0.5	< 10	< 2	< 5	< 5	< 2	< 2	< 0.5	< 5	---	---	---	---	---	---	---	---
		Apr-20	< 0.10	< 0.10	**53 Z**	< 0.10	**0.28 Z**	< 0.80	< 5.0	< 5.0	< 5.0	< 2.0	< 2.0	< 0.10	< 5.0	< 0.00050	**0.2946**	---	---	---	---	---	---
		Apr-20 DUP	< 0.10	< 0.10	**100 Z**	< 0.10	**0.16 Z**	< 0.80	< 5.0	< 5.0	< 5.0	< 2.0	< 2.0	< 0.10	< 5.0	---	---	---	---	---	---	---	---
TRY_MW-C6S	Overburden	Nov-14	< 10	< 10	< 5	< 10	< 10	< 20	< 10	< 10	< 10	< 10	< 10	< 10	< 10	< 0.001	**10.6**	---	---	---	---	---	---	---
		May-16	< 10	< 10	< 5	< 10	< 10	< 20	< 10	< 10	< 10	< 10	< 10	< 10	< 10	---	**11.3**	---	---	---	---	---	---
		May-16 DUP	---	---	---	---	---	---	---	---	---	---	---	---	---	---	**11.2**	---	---	---	---	---	---
		Oct-18	< 0.2	< 0.5	< 5	< 0.5	< 0.5	< 10	< 2	< 5	< 5	< 2	< 2	< 0.5	< 5	< 0.005	**11**	---	---	---	---	---	---
		Oct-18 DUP	---	---	---	---	---	---	---	---	---	---	---	---	---	< 0.005	**11**	---	---	---	---	---	---
		Apr-20	< 0.10	< 0.10	< 3.0	< 0.10	< 0.10	< 0.80	< 5.0	< 5.0	< 5.0	< 2.0	< 2.0	< 0.10	< 5.0	< 0.00050	**8.566**	---	---	---	---	---	---
		Apr-20 DUP	---	---	---	---	---	---	---	---	---	---	---	---	---	< 0.00050	**9.103**	---	---	---	---	---	---

TABLE 5A
SUMMARY OF DETECTED COMPOUNDS IN GROUNDWATER SAMPLES
Troy Mills Landfill Superfund Site
Troy, New Hampshire

Monitoring Well ID	Geological Unit of Well Screen	Sampling Event Date	VOCs of Concern (µg/L)													
			Tetrachloroethene	Trichloroethene	cis-1,2-Dichloroethene	Vinyl Chloride	1,2,4-Trimethylbenzene	1,3,5-Trimethylbenzene	2-Butanone(MEK)	Benzene	Naphthalene	n-Butylbenzene	n-Propylbenzene	p-Isopropyltoluene (4-cymene)	Tetrahydrofuran(THF)	Toluene
		ROD ICL	5	5	70	2	330	330	4000	5	20	260	260	260	154	1000
		NH AGQS	5	5	70	2	330	330	4000	5	100 [3]	260	260	260	600	1000
TRY_MW-C6D	Overburden	Jun-15	< 1	< 1	**14.7**	< 1	< 1	< 1	< 10	< 1	< 1	< 1	< 1	< 1	< 5	< 1
		May-16	< 2	< 2	**14**	< 2	< 2	< 2	< 10	< 2	< 2	< 2	< 2	< 2	< 10	< 2
		Oct-18	< 2	< 2	**19**	< 2	< 2	< 2	< 10	< 2	< 5	< 2	< 2	< 2	< 10	< 2
		Apr-20	< 0.50	< 0.50	**62**	< 1.0	< 2.5	< 2.5	< 5.0	< 0.50	< 2.5	< 0.50	< 0.50	< 0.50	< 5.0	< 0.75
TRY_MW-101S	Overburden	Jun-15	< 1	< 1	**2.4**	< 1	**266**	**115**	< 10	< 1	**24.2**	**31**	**31.8**	**19.5**	< 5	< 1
		May-16	< 2	< 2	**2.3**	< 2	**179**	**108**	< 10	< 2	**23**	**27**	**32**	**15**	< 10	< 2
		Oct-18	< 2	< 2	< 2	< 2	**330**	**140**	< 10	< 2	**25**	< 2	**30**	**15**	< 10	< 2
		Apr-20	< 0.50	< 0.50	**1.1**	< 1.0	**87**	**51**	< 5.0	**0.52**	**8.2**	**1.7**	**11**	**5.5**	< 5.0	< 0.75
TRY_MW-101D	Overburden	Jun-15	< 1	< 1	< 1	< 1	< 1	< 1	< 10	< 1	< 1	< 1	< 1	< 1	< 5	< 1
		May-16	< 2	< 2	< 2	< 2	< 2	< 2	< 10	< 2	< 2	< 2	< 2	< 2	< 10	< 2
		Nov-18	< 2	< 2	< 2	< 2	< 2	< 2	< 10	< 2	< 5	< 2	< 2	< 2	< 10	< 2
		Apr-20	< 0.50	< 0.50	< 0.50	< 1.0	< 2.5	< 2.5	< 5.0	< 0.50	< 2.5	< 0.50	< 0.50	< 0.50	< 5.0	< 0.75
TRY_MW-102	Predominantly Overburden	Oct-05	< 1	< 1	< 1	< 1	< 1	< 1	< 1	< 1	< 1	< 1	< 1	< 1	< 1	< 1
		Dec-06	< 2	< 2	< 10	< 2	< 2	< 2	< 2	< 2	< 2	< 2	< 10	< 2	< 2	< 2
		Jun-10, 28.5	< 2	< 2	< 2	< 2	< 2	< 2	< 10	< 2	< 2	< 2	< 2	< 2	< 10	< 2
		Jun-10, 28.5 DUP	< 2	< 2	< 2	< 2	< 2	< 2	< 10	< 2	< 2	< 2	< 2	< 2	< 10	< 2
		Jun-11	< 2.0	< 2.0	< 2.0	< 2.0	< 2.0	< 2.0	< 10	< 2.0	< 2.0	< 2.0	< 2.0	< 2.0	< 10	< 2.0
		Nov-14	< 2	< 2	< 2	< 2	< 2	< 2	< 10	< 2	< 2	< 2	< 2	< 2	< 10	< 2
		May-16	< 2	< 2	< 2	< 2	< 2	< 2	< 10	< 2	< 2	< 2	< 2	< 2	< 10	< 2
		Nov-18	< 2	< 2	< 2	< 2	< 2	< 2	< 10	< 2	< 5	< 2	< 2	< 2	< 10	< 2
		Apr-20	< 0.50	< 0.50	< 0.50	< 1.0	< 2.5	< 2.5	< 5.0	< 0.50	< 2.5	< 0.50	< 0.50	< 0.50	< 5.0	< 0.75
TRY_MW-104S	Overburden	Aug-04	< 2	< 2	**12**	< 2	< 2	< 2	---	< 2	< 2	---	< 2	< 2	< 10	< 2
		Oct-05	< 1	< 1	< 1	< 1	< 1	< 1	< 1	**1.4**	< 1	< 1	< 1	< 1	< 1	< 1
		Dec-06	< 2	< 2	**6.8**	< 2	< 2	< 2	< 10	< 2	< 2	< 2	< 2	< 2	< 10	< 2
		Jun-08	< 2	< 2	**4**	**4.1**	< 2	< 2	< 10	< 2	< 2	< 2	< 2	< 2	< 10	< 2
		Dec-08	< 2	< 2	**6.5**	**2.7**	< 2	< 2	< 10	< 2	< 2	< 2	< 2	< 2	< 10	< 2
		Jun-09	< 2	< 2	**2.5**	**2.2**	< 2	< 2	< 10	< 2	< 2	< 2	< 2	< 2	< 10	< 2
		Oct-09	< 2	< 2	**4.2**	**3.8**	< 2	< 2	< 10	< 2	< 2	< 2	< 2	< 2	< 10	< 2
		Jun-11	< 2.0	< 2.0	**4.8**	< 2.0	< 2.0	< 2.0	< 10	< 2.0	< 2.0	< 2.0	< 2.0	< 2.0	< 10	< 2.0
		Jun-13	< 2	< 2	**3**	< 2	< 2	< 2	< 10	< 2	< 2	< 2	< 2	< 2	< 10	< 2
		Nov-14	< 2	< 2	**2.2**	< 2	< 2	< 2	< 10	< 2	< 2	< 2	< 2	< 2	< 10	< 2
		May-16	< 2	< 2	**2.5**	< 2	< 2	< 2	< 10	< 2	< 2	< 2	< 2	< 2	< 10	< 2
		Oct-18	< 2	< 2	**2**	< 2	< 2	< 2	< 10	< 2	< 5	< 2	< 2	< 2	< 10	< 2
		Apr-20	< 0.50	< 0.50	**2.1**	< 1.0	< 2.5	< 2.5	< 5.0	< 0.50	< 2.5	< 0.50	< 0.50	< 0.50	< 5.0	< 0.75

TABLE 5A
SUMMARY OF DETECTED COMPOUNDS IN GROUNDWATER SAMPLES
Troy Mills Landfill Superfund Site
Troy, New Hampshire

Monitoring Well ID	Geological Unit of Well Screen	Sampling Event Date	Additional VOCs (µg/L)																Other COCs
			1,1,1-Trichloroethane	1,1-Dichloroethane	1,1-Dichloroethene	1,2-Dichloroethane	1,4-Dichlorobenzene	2-Chlorotoluene	4-Methyl-2-pentanone (MIBK)	Acetone	Carbon Disulfide	Ethylbenzene	Isopropylbenzene (cumene)	sec-Butylbenzene	t-Butanol (TBA)	t-Butylbenzene	Trichlorofluoromethane	m/p-Xylene	o-Xylene	1,4-Dioxane (µg/L)
		ROD ICL	na	na	na	na	na	na	na	na	na	na	na	na	na	na	na	na	na	3
		NH AGQS	200	81	7	5	75	100	2000	6000	70	700	800	260	40	260	2000	10000 [1]	10000 [1]	0.32 [4]
TRY_MW-C6D	Overburden	Jun-15	< 1	< 1	< 1	< 1	< 1	< 1	< 10	**37.4**	**1.1**	< 1	< 1	**2.4**	< 25	**1.6**	< 1	< 2	< 1	**0.37 B**
		May-16	< 2	< 2	< 2	< 2	< 2	< 2	< 10	< 10	< 2	< 2	< 2	< 2	< 10	< 2	< 2	< 4	< 2	---
		Oct-18	< 2	< 2	< 1	< 2	< 2	< 2	< 10	< 50	< 2	< 2	< 2	< 2	< 30	< 2	< 2	<2	< 2	**0.49**
		Apr-20	< 0.50	**0.97**	< 0.50	< 0.50	< 2.5	< 2.5	< 5.0	< 5.0	< 5.0	< 0.50	< 0.50	**0.89**	< 10	< 2.5	< 2.5	< 1.0	< 1.0	**0.893**
TRY_MW-101S	Overburden	Jun-15	< 1	< 1	< 1	< 1	< 1	< 1	< 10	< 25	< 1	**49**	**24.8**	**23**	< 25	**5.2**	< 1	**52.3**	**4.9**	< 0.25
		May-16	< 2	< 2	< 2	< 2	< 2	< 2	< 10	< 10	< 2	**50**	**23**	**17**	< 10	**4.6**	< 2	**21**	**3.3**	---
		Oct-18	< 2	< 2	< 1	< 2	< 2	< 2	< 10	< 50	< 2	**55**	**24**	**13**	< 30	< 2	< 2	**63**	**4**	< 0.25
		Apr-20	< 0.50	< 0.75	< 0.50	< 0.50	< 2.5	< 2.5	< 5.0	< 5.0	< 5.0	**29**	**9.3**	**3**	< 10	< 2.5	< 2.5	**25**	**2.5**	< 0.170
TRY_MW-101D	Overburden	Jun-15	< 1	< 1	< 1	< 1	< 1	< 1	< 10	< 25	---	< 1	< 1	< 1	< 25	< 1	< 1	< 2	< 1	< 0.24
		May-16	< 2	< 2	**4.1**	< 2	< 2	< 2	< 10	< 10	< 2	< 2	< 2	< 2	< 10	< 2	< 2	< 4	< 2	---
		Nov-18	< 2	< 2	< 1	< 2	< 2	< 2	< 10	< 50	< 2	< 2	< 2	< 2	< 30	< 2	< 2	<2	< 2	< 0.25
		Apr-20	< 0.50	< 0.75	< 0.50	< 0.50	< 2.5	< 2.5	< 5.0	< 5.0	< 5.0	< 0.50	< 0.50	< 0.50	< 10	< 2.5	< 2.5	< 1.0	< 1.0	**0.186**
TRY_MW-102	Predominantly Overburden	Oct-05	< 1	< 1	< 1	< 1	< 1	< 1	< 1	< 1	---	< 1	< 1	< 1	---	< 1	< 1	< 2	< 1	---
		Dec-06	< 2	< 2	< 2	< 2	< 2	< 2	< 10	< 10	---	< 2	< 2	< 2	**11**	< 2	< 2	< 2	< 2	---
		Jun-10, 28.5	< 2	< 2	< 2	< 2	< 2	< 2	< 10	< 10	---	< 2	< 2	< 2	< 10	< 2	< 2	< 2	< 2	---
		Jun-10, 28.5 DUP	< 2	< 2	< 2	< 2	< 2	< 2	< 10	< 10	---	< 2	< 2	< 2	< 2	< 2	< 2	< 2	< 2	---
		Jun-11	< 2.0	< 2.0	< 2.0	< 2.0	< 2.0	< 2.0	< 10	< 10	< 2.0	< 2.0	< 2.0	< 2.0	< 10	< 2.0	< 2.0	< 2.0	< 2.0	< 0.20
		Nov-14	< 2	< 2	< 2	< 2	< 2	< 2	< 10	< 10	< 2	< 2	< 2	< 2	< 10	< 2	< 2	< 2	< 2	< 0.2
		May-16	< 2	< 2	< 2	< 2	< 2	< 2	< 10	< 10	< 2	< 2	< 2	< 2	< 10	< 2	< 2	< 4	< 2	< 0.25
		Nov-18	< 2	< 2	< 1	< 2	< 2	< 2	< 10	< 50	< 2	< 2	< 2	< 2	< 30	< 2	< 2	<2	< 2	< 0.25
		Apr-20	< 0.50	< 0.75	< 0.50	< 0.50	< 2.5	< 2.5	< 5.0	< 5.0	< 5.0	< 0.50	< 0.50	< 0.50	< 10	< 2.5	< 2.5	< 1.0	< 1.0	< 0.144
TRY_MW-104S	Overburden	Aug-04	< 2	< 2	< 2	< 2	< 2	---	< 10	< 10	---	< 2	< 2	< 2	< 10	< 2	---	< 2	< 2	---
		Oct-05	< 1	**4.7**	< 1	< 1	< 1	< 1	< 1	< 1	---	< 1	< 1	**2.4**	---	**1.7**	< 1	< 2	< 1	---
		Dec-06	< 2	< 2	< 2	< 2	< 2	< 2	< 10	< 10	---	< 2	< 2	< 2	< 10	< 2	< 2	< 2	< 2	---
		Jun-08	< 2	< 2	< 2	< 2	< 2	< 2	< 10	< 10	< 2	< 2	< 2	< 2	< 10	< 2	< 2	< 2	< 2	< 2
		Dec-08	< 2	**2.1**	< 2	< 2	< 2	< 2	< 10	< 10	---	< 2	< 2	< 2	< 10	< 2	< 2	< 2	< 2	---
		Jun-09	< 2	< 2	< 2	< 2	< 2	< 2	< 10	< 10	---	< 2	< 2	< 2	< 10	< 2	< 2	< 2	< 2	---
		Oct-09	< 2	**2.3**	< 2	< 2	< 2	< 2	< 10	< 10	---	< 2	< 2	**2.2**	< 10	< 2	< 2	< 2	< 2	---
		Jun-11	< 2.0	**2.1**	< 2.0	< 2.0	< 2.0	< 2.0	< 10	< 10	< 2.0	< 2.0	< 2.0	**2.4**	< 10	< 2.0	< 2.0	< 2.0	< 2.0	---
		Jun-13	< 2	< 2	< 2	< 2	< 2	< 2	< 10	< 10	< 2	< 2	< 2	**2.1**	< 10	< 2	< 2	< 2	< 2	---
		Nov-14	< 2	< 2	< 2	< 2	< 2	< 2	< 10	< 10	< 2	< 2	< 2	< 2	< 10	< 2	< 2	< 2	< 2	---
		May-16	< 2	< 2	< 2	< 2	< 2	< 2	< 10	< 10	< 2	< 2	< 2	**3.1**	< 10	**2.1**	< 2	< 4	< 2	---
		Oct-18	< 2	< 2	< 1	< 2	< 2	< 2	< 10	< 50	< 2	< 2	< 2	**3**	< 30	**2**	< 2	< 2	< 2	< 0.25
		Apr-20	< 0.50	**0.77**	< 0.50	< 0.50	< 2.5	< 2.5	< 5.0	< 5.0	< 5.0	< 0.50	< 0.50	**3.6**	< 10	< 2.5	< 2.5	< 1.0	< 1.0	**0.188**

TABLE 5A
SUMMARY OF DETECTED COMPOUNDS IN GROUNDWATER SAMPLES
Troy Mills Landfill Superfund Site
Troy, New Hampshire

Monitoring Well ID	Geological Unit of Well Screen	Sampling Event Date	SVOCs of Concern (µg/L)						Additional SVOCs (µg/Lug/L)							Metal COCs (mg/L)		Additional Metals (mg/L)					
			Benzo(a)pyrene	Benzo(b)fluoranthene	Bis[Di](2-ethylhexyl) phthalate	Dibenzo(a,h)anthracene	Naphthalene	Pentachlorophenol	3 & 4-Methylphenol	Benzyl butyl phthalate	Di-n-butylphthalate	Benzyl alcohol	4-Chloro-3-methylphenol	2-Methylnaphthalene	Di-n-octylphalate	Arsenic	Manganese	Barium	Cadmium	Chromium	Lead	Selenium	Iron
		ROD ICL	0.2	0.1	6	0.1	20	1	na	na	na	na	na	na	na	0.05	0.3	na	na	na	na	na	na
		NH AGQS	0.2	0.1	6	0.1	100 [3]	1	40 [2]	na	800	na	na	280	na	0.01	0.84	2	0.005	0.1	0.015	0.05	na
TRY_MW-C6D	Overburden	Jun-15	< 0.05	< 0.05	< 5.6	< 0.05	< 0.19	< 0.75	< 18.7	< 9.3	< 9.3	---	---	---	< 9.3	**0.001**	**0.262**	---	---	---	---	---	---
		May-16	< 10	< 10	< 5	< 10	< 10	< 20	< 10	< 10	< 10	< 10	< 10	< 10	< 10	---	**0.315**	---	---	---	---	---	---
		Oct-18	< 0.2	< 0.5	< 5	< 0.5	< 0.5	< 10	< 2	< 5	< 5	< 2	< 2	< 0.5	< 5	< 0.005	**0.27**	---	---	---	---	---	---
		Apr-20	< 0.10	< 0.10	< 3.0	< 0.10	< 0.10	< 0.80	< 5.0	< 5.0	< 5.0	< 2.0	< 2.0	< 0.10	< 5.0	**0.00065**	**0.4155**	---	---	---	---	---	---
TRY_MW-101S	Overburden	Jun-15	< 0.05	< 0.05	< 6.1	< 0.05	**9.6**	< 0.81	< 10.1	< 10.1	< 10.1	---	---	---	< 10.1	< 0.001	**6.5**	---	---	---	---	---	---
		May-16	< 10	< 10	< 5	< 10	**16**	< 20	< 10	< 10	< 10	< 10	< 10	< 10	< 10	---	**5.89**	---	---	---	---	---	---
		Oct-18	< 0.2	< 0.5	< 5	< 0.5	**9.5**	< 10	< 2	< 5	< 5	< 2	< 2	< 0.5	< 5	< 0.005	**5.2**	---	---	---	---	---	---
		Apr-20	< 0.10	< 0.10	**7.7**	< 0.10	**5.7**	< 0.80	< 5.0	< 5.0	< 5.0	< 2.0	< 2.0	**0.11**	< 5.0	**0.00395**	**6.396**	---	---	---	---	---	---
TRY_MW-101D	Overburden	Jun-15	< 0.05	< 0.05	**5.8**	< 0.05	< 0.19	< 0.77	< 19.2	< 9.6	< 9.6	---	---	---	< 9.6	< 0.001	**0.331**	---	---	---	---	---	---
		May-16	< 10	< 10	< 5	< 10	< 10	< 20	< 10	< 10	< 10	< 10	< 10	< 10	< 10	---	**0.288**	---	---	---	---	---	---
		Nov-18	< 0.2	< 0.5	< 5	< 0.5	< 0.5	< 10	< 2	< 5	< 5	< 2	< 2	< 0.5	< 5	< 0.005	**0.39**	---	---	---	---	---	---
		Apr-20	< 0.10	< 0.10	< 3.0	< 0.10	< 0.10	< 0.80	< 5.0	< 5.0	< 5.0	< 2.0	< 2.0	< 0.10	< 5.0	**0.00128**	**0.2536**	---	---	---	---	---	---
TRY_MW-102	Predominantly Overburden	Oct-05	< 5	< 5	< 5	< 5	< 5	< 5	< 10	< 5	< 5	---	---	---	< 5	< 0.2	**1.1**	**0.041**	< 0.03	< 0.03	< 0.1	< 0.1	**57.7**
		Dec-06	< 10	< 10	< 10	< 10	< 10	< 20	< 10	< 10	< 10	---	---	---	< 10	< 0.001	**3.15**	**0.0434**	**0.002**	**0.0064**	**0.001**	**0.005**	**57.7**
		Jun-10, 28.5	< 10	< 10	**5 J**	< 10	< 10	< 20	< 10	< 10	< 10	---	---	---	< 10	< 0.001	**3.58**	**0.0332**	< 0.002	< 0.005	< 0.001	< 0.005	**62.4**
		Jun-10, 28.5 DUP	< 10	< 10	**9.3 J**	< 10	< 10	< 20	< 10	< 10	< 10	---	---	---	< 10	< 0.001	**3.64**	**0.0332**	< 0.002	< 0.005	< 0.001	< 0.005	**63**
		Jun-11	< 10	< 10	< 5.0	< 10	< 10	< 20	< 10	< 10	< 10	< 10	< 10	< 10	< 10	< 0.0010	**1.51**	**0.0319**	< 0.0020	< 0.0050	< 0.0010	< 0.0050	**5.28**
		Nov-14	< 10	< 10	< 5	< 10	< 10	< 20	< 10	< 10	< 10	< 10	< 10	< 10	< 10	**0.0011**	**5.49 B***	---	---	---	---	---	---
		May-16	< 10	< 10	< 5	< 10	< 10	< 20	< 10	< 10	< 10	< 10	< 10	< 10	< 10	---	**6.09**	---	---	---	---	---	---
		Nov-18	< 0.2	< 0.5	< 5	< 0.5	< 0.5	< 10	< 2	< 5	< 5	< 2	< 2	< 0.5	< 5	< 0.005	**3.3 T**	---	---	---	---	---	---
		Apr-20	< 0.10	< 0.10	< 3.0	< 0.10	< 0.10	< 0.80	< 5.0	< 5.0	< 5.0	< 2.0	< 2.0	< 0.10	< 5.0	**0.00053 T**	**1.553 T**	---	---	---	---	---	---
TRY_MW-104S	Overburden	Aug-04	< 10	< 10	< 10	< 10	< 10	< 25	< 10	< 10	< 10	---	---	---	< 10	---	---	---	---	---	---	---	---
		Oct-05	< 5	< 5	< 5	< 5	< 5	< 5	< 10	< 5	< 5	---	---	---	< 5	< 0.2	**19**	**0.041**	< 0.03	< 0.03	< 0.1	< 0.1	**1.1**
		Dec-06	< 10	< 10	< 10	< 10	< 10	< 20	< 10	< 10	< 10	---	---	---	< 10	< 0.001	**14.2**	**0.0199**	**0.002**	**0.005**	**0.001**	**0.005**	**37.5**
		Jun-08	< 10	< 10	< 5	< 10	< 10	< 20	< 10	< 10	< 10	< 10	< 10	< 10	< 10	**0.001**	**6.63**	**0.0286**	< 0.002	< 0.005	< 0.001	< 0.005	**36.4**
		Dec-08	< 10	< 10	< 5	< 10	< 10	< 20	< 10	< 10	< 10	---	---	---	< 10	---	**13.7**	---	---	---	---	---	---
		Jun-09	< 10	< 10	< 5	< 10	< 10	< 20	< 10	< 10	< 10	---	---	---	< 10	---	**9.13**	---	---	---	---	---	---
		Oct-09	< 10	< 10	< 5	< 10	< 10	< 20	< 10	< 10	< 10	---	---	---	< 10	---	**14.9**	---	---	---	---	---	---
		Jun-11	< 10	< 10	< 5.0	< 10	< 10	< 20	< 10	< 10	< 10	< 10	< 10	< 10	< 10	---	**11**	---	---	---	---	---	---
		Jun-13	< 10	< 10	< 5	< 10	< 10	---	---	< 10	< 10	---	---	< 10	< 10	---	**9.62**	---	---	---	---	---	---
		Nov-14	< 10	< 10	< 5	< 10	< 10	< 20	< 10	< 10	< 10	< 10	< 10	< 10	< 10	**0.0021**	**10.7**	---	---	---	---	---	---
		May-16	< 10	< 10	< 5	< 10	< 10	< 20	< 10	< 10	< 10	< 10	< 10	< 10	< 10	---	**14**	---	---	---	---	---	---
		Oct-18	< 0.2	< 0.5	< 5	< 0.5	< 0.5	< 10	< 2	< 5	< 5	< 2	< 2	< 0.5	< 5	< 0.005	**15**	---	---	---	---	---	---
		Apr-20	< 0.10	< 0.10	< 3.0	< 0.10	< 0.10	< 0.80	< 5.0	< 5.0	< 5.0	< 2.0	< 2.0	< 0.10	< 5.0	**0.00181**	**12.79**	---	---	---	---	---	---

TABLE 5A
SUMMARY OF DETECTED COMPOUNDS IN GROUNDWATER SAMPLES
Troy Mills Landfill Superfund Site
Troy, New Hampshire

Monitoring Well ID	Geological Unit of Well Screen	Sampling Event Date	VOCs of Concern (µg/L)													
			Tetrachloroethene	Trichloroethene	cis-1,2-Dichloroethene	Vinyl Chloride	1,2,4-Trimethylbenzene	1,3,5-Trimethylbenzene	2-Butanone(MEK)	Benzene	Naphthalene	n-Butylbenzene	n-Propylbenzene	p-Isopropyltoluene (4-cymene)	Tetrahydrofuran(THF)	Toluene
		ROD ICL	5	5	70	2	330	330	4000	5	20	260	260	260	154	1000
		NH AGQS	5	5	70	2	330	330	4000	5	100 [3]	260	260	260	600	1000
TRY_MW-104D	Overburden	Oct-05	< 1	< 1	< 1	< 1	< 1	< 1	< 1	< 1	< 1	< 1	< 1	< 1	< 1	< 1
		Dec-06	< 0.4	< 2	< 2	< 2	< 2	< 2	< 10	< 0.3	< 2	< 2	< 2	< 2	< 10	< 2
		Oct-09	---	---	---	---	---	---	---	---	---	---	---	---	---	---
		Jun-11	< 2.0	< 2.0	< 2.0	< 2.0	< 2.0	< 2.0	< 10	< 2.0	< 2.0	< 2.0	< 2.0	< 2.0	< 10	< 2.0
		Jun-13	< 2	< 2	< 2	< 2	< 2	< 2	< 10	< 2	< 2	< 2	< 2	< 2	< 10	< 2
		Nov-14	< 2	< 2	< 2	< 2	< 2	< 2	< 10	< 2	< 2	< 2	< 2	< 2	< 10	< 2
		May-16	< 2	< 2	< 2	< 2	< 2	< 2	< 10	< 2	< 2	< 2	< 2	< 2	< 10	< 2
		Oct-18	< 2	< 2	< 2	< 2	< 2	< 2	< 10	< 2	< 5	< 2	< 2	< 2	< 10	< 2
		Apr-20	< 0.50	< 0.50	< 0.50	< 1.0	< 2.5	< 2.5	< 5.0	< 0.50	< 2.5	< 0.50	< 0.50	< 0.50	< 5.0	< 0.75
TRY_MW-105S	Overburden	Oct-09	< 2	< 2	< 2	< 2	< 2	< 2	< 10	< 2	< 2	< 2	< 2	< 2	< 10	< 2
		Jun-11	< 2	< 2	< 2	< 2	< 2	< 2	< 10	< 2	< 2	< 2	< 2	< 2	< 10	< 2
		Nov-14	< 2	< 2	< 2	< 2	< 2	< 2	< 10	< 2	< 2	< 2	< 2	< 2	< 10	< 2
		May-16	< 2	< 2	< 2	< 2	< 2	< 2	< 10	< 2	< 2	< 2	< 2	< 2	< 10	< 2
		Nov-18	< 2	< 2	< 2	< 2	< 2	< 2	< 10	< 2	< 5	< 2	< 2	< 2	< 10	< 2
		Apr-20	< 0.50	< 0.50	< 0.50	< 1.0	< 2.5	< 2.5	< 5.0	< 0.50	< 2.5	< 0.50	< 0.50	< 0.50	< 5.0	< 0.75
TRY_MW-105D	Bedrock	Oct-09	< 2	< 2	< 2	< 2	< 2	< 2	< 10	< 2	< 2	< 2	< 2	< 2	< 10	< 2
		Jun-11	< 2	< 2	< 2	< 2	< 2	< 2	< 10	< 2	< 2	< 2	< 2	< 2	< 10	< 2
		Nov-14	< 2	< 2	< 2	< 2	< 2	< 2	< 10	< 2	< 2	< 2	< 2	< 2	< 10	< 2
		May-16	< 2	< 2	< 2	< 2	< 2	< 2	< 10	< 2	< 2	< 2	< 2	< 2	< 10	< 2
		Nov-18	< 2	< 2	< 2	< 2	< 2	< 2	< 10	< 2	< 5	< 2	< 2	< 2	< 10	< 2
		Apr-20	< 0.50	< 0.50	< 0.50	< 1.0	< 2.5	< 2.5	< 5.0	< 0.50	< 2.5	< 0.50	< 0.50	< 0.50	< 5.0	< 0.75
TRY_MW-201SX	Overburden	Jun-15	< 1	< 1	**2.2**	< 1	< 1	< 1	< 10	< 1	< 1	< 1	< 1	< 1	< 5	< 1
		May-16	< 2	< 2	< 2	< 2	< 2	< 2	< 10	< 2	< 2	< 2	< 2	< 2	< 10	< 2
		Nov-18	< 2	< 2	< 2	< 2	< 2	< 2	< 10	< 2	< 5	< 2	< 2	< 2	< 10	< 2
		Apr-20	< 0.50	< 0.50	**0.72**	< 1.0	**28**	< 2.5	< 5.0	< 0.50	< 2.5	**1**	**2.7**	< 0.50	< 5.0	< 0.75
TRY_MW-202P	Overburden	Jun-11	< 2.0	< 2.0	**2.9**	< 2.0	< 2.0	< 2.0	< 10	< 2.0	< 2.0	< 2.0	< 2.0	< 2.0	**12**	< 2.0
		Nov-14	< 2	< 2	< 2	< 2	< 2	< 2	< 10	< 2	< 2	< 2	< 2	< 2	**15**	< 2
		May-16	< 2	< 2	< 2	< 2	< 2	< 2	< 10	< 2	< 2	< 2	< 2	< 2	**12**	< 2
		Nov-18	< 2	< 2	< 2	< 2	< 2	< 2	< 10	< 2	< 5	< 2	< 2	< 2	< 10	< 2
		Apr-20	< 0.50	< 0.50	**0.61**	< 1.0	< 2.5	< 2.5	< 5.0	< 0.50	< 2.5	< 0.50	< 0.50	< 0.50	**6.5**	< 0.75
TRY_MW-204	Overburden	Oct-05	< 1	< 1	< 1	< 1	< 1	< 1	< 1	< 1	< 1	**9.4**	**4.8**	**1**	**8.5**	< 1
		Dec-06	< 2	< 2	< 2	< 2	< 2	< 2	< 10	< 2	< 2	< 2	< 2	< 2	< 10	< 2
		May-07	< 2	< 2	< 2	< 2	< 2	< 2	< 2	< 2	< 2	**6.7**	**2.7**	< 2	< 2	< 2
		Jun-08	< 2	< 2	< 2	< 2	< 2	< 2	< 10	< 2	< 2	**3**	< 2	**4.1**	< 10	< 2
		Dec-08	< 2	< 2	< 2	< 2	< 2	< 2	< 10	< 2	< 2	< 2	< 2	< 2	< 10	< 2
		Jun-09	< 2	< 2	< 2	< 2	< 2	< 2	< 10	< 2	< 2	< 2	< 2	< 2	< 10	< 2
		Oct-09	< 2	< 2	< 2	< 2	< 2	< 2	< 10	< 2	< 2	< 2	< 2	< 2	< 10	< 2
		Jun-11	< 2	< 2	< 2	< 2	< 2	< 2	< 10	< 2	< 2	< 2	< 2	< 2	< 10	< 2
		Nov-14	< 2	< 2	< 2	< 2	< 2	< 2	< 10	< 2	< 2	< 2	< 2	< 2	< 10	< 2
		May-16	< 2	< 2	< 2	< 2	< 2	< 2	< 10	< 2	< 2	< 2	< 2	< 2	< 10	< 2
		Nov-18	< 2	< 2	< 2	< 2	< 2	< 2	< 10	< 2	< 5	< 2	< 2	< 2	< 10	< 2
		Apr-20	< 0.50	< 0.50	< 0.50	< 1.0	< 2.5	< 2.5	< 5.0	< 0.50	< 2.5	< 0.50	< 0.50	< 0.50	< 5.0	< 0.75

TABLE 5A
SUMMARY OF DETECTED COMPOUNDS IN GROUNDWATER SAMPLES
Troy Mills Landfill Superfund Site
Troy, New Hampshire

Monitoring Well ID	Geological Unit of Well Screen	Sampling Event Date	Additional VOCs (µg/L)																	Other COCs
			1,1,1-Trichloroethane	1,1-Dichloroethane	1,1-Dichloroethene	1,2-Dichloroethane	1,4-Dichlorobenzene	2-Chlorotoluene	4-Methyl-2-pentanone (MIBK)	Acetone	Carbon Disulfide	Ethylbenzene	Isopropylbenzene (cumene)	sec-Butylbenzene	t-Butanol (TBA)	t-Butylbenzene	Trichlorofluoromethane	m/p-Xylene	o-Xylene	1,4-Dioxane (µg/L)
ROD ICL			na	na	na	na	na	na	na	na	na	na	na	na	na	na	na	na	na	3
NH AGQS			200	81	7	5	75	100	2000	6000	70	700	800	260	40	260	2000	10000 [1]	10000 [1]	0.32 [4]
TRY_MW-104D	Overburden	Oct-05	< 1	< 1	< 1	< 1	< 1	< 1	< 1	< 1	---	< 1	< 1	< 1	---	< 1	< 1	< 2	< 1	---
		Dec-06	< 2	< 2	< 2	< 0.4	< 2	< 2	< 10	< 10	---	< 2	< 2	< 2	< 10	< 2	< 2	< 2	< 2	---
		Oct-09	---	---	---	---	---	---	---	---	---	---	---	---	---	---	---	---	---	< 2
		Jun-11	< 2.0	< 2.0	< 2.0	< 2.0	< 2.0	< 2.0	< 10	< 10	< 2.0	< 2.0	< 2.0	< 2.0	< 10	< 2.0	< 2.0	< 2.0	< 2.0	---
		Jun-13	< 2	< 2	< 2	< 2	< 2	< 2	< 10	< 10	< 2	< 2	< 2	< 2	< 10	< 2	< 2	< 2	< 2	---
		Nov-14	< 2	< 2	< 2	< 2	< 2	< 2	< 10	< 10	< 2	< 2	< 2	< 2	< 10	< 2	< 2	< 2	< 2	---
		May-16	< 2	< 2	< 2	< 2	< 2	< 2	< 10	< 10	< 2	< 2	< 2	< 2	< 10	< 2	< 2	< 4	< 2	---
		Oct-18	< 2	< 2	< 1	< 2	< 2	< 2	< 10	< 50	< 2	< 2	< 2	< 2	< 30	< 2	< 2	< 2	< 2	< 0.25
		Apr-20	< 0.50	< 0.75	< 0.50	< 0.50	< 2.5	< 2.5	< 5.0	< 5.0	< 5.0	< 0.50	< 0.50	< 0.50	< 10	< 2.5	< 2.5	< 1.0	< 1.0	< 0.156
TRY_MW-105S	Overburden	Oct-09	< 2	< 2	< 2	< 2	< 2	< 2	< 10	< 10	---	< 2	< 2	< 2	< 10	< 2	< 2	< 2	< 2	< 2
		Jun-11	< 2	< 2	< 2	< 2	< 2	< 2	< 10	< 10	---	< 2	< 2	< 2	< 10	< 2	< 2	< 2	< 2	---
		Nov-14	< 2	< 2	< 2	< 2	< 2	< 2	< 10	< 10	< 2	< 2	< 2	< 2	< 10	< 2	< 2	< 2	< 2	**0.24**
		May-16	< 2	< 2	< 2	< 2	< 2	< 2	< 10	< 10	< 2	< 2	< 2	< 2	< 10	< 2	< 2	< 4	< 2	< 0.25
		Nov-18	< 2	< 2	< 1	< 2	< 2	< 2	< 10	< 50	< 2	< 2	< 2	< 2	< 30	< 2	< 2	< 2	< 2	< 0.25
		Apr-20	< 0.50	< 0.75	< 0.50	< 0.50	< 2.5	< 2.5	< 5.0	< 5.0	< 5.0	< 0.50	< 0.50	< 0.50	< 10	< 2.5	< 2.5	< 1.0	< 1.0	< 0.139
TRY_MW-105D	Bedrock	Oct-09	< 2	< 2	< 2	< 2	< 2	< 2	< 10	< 10	---	< 2	< 2	< 2	< 10	< 2	< 2	< 2	< 2	< 2
		Jun-11	< 2	< 2	< 2	< 2	< 2	< 2	< 10	< 10	---	< 2	< 2	< 2	< 10	< 2	< 2	< 2	< 2	---
		Nov-14	< 2	< 2	< 2	< 2	< 2	< 2	< 10	< 10	< 2	< 2	< 2	< 2	< 10	< 2	< 2	< 2	< 2	< 0.2
		May-16	< 2	< 2	< 2	< 2	< 2	< 2	< 10	< 10	< 2	< 2	< 2	< 2	< 10	< 2	< 2	< 4	< 2	< 0.25
		Nov-18	< 2	< 2	< 1	< 2	< 2	< 2	< 10	< 50	< 2	< 2	< 2	< 2	< 30	< 2	< 2	< 2	< 2	< 0.25
		Apr-20	< 0.50	< 0.75	< 0.50	< 0.50	< 2.5	< 2.5	< 5.0	< 5.0	< 5.0	< 0.50	< 0.50	< 0.50	< 10	< 2.5	< 2.5	< 1.0	< 1.0	< 0.139
TRY_MW-201SX	Overburden	Jun-15	< 1	< 1	< 1	< 1	< 1	< 1	< 10	< 25	< 1	< 1	< 1	**7**	< 25	**3.1**	< 1	< 2	< 1	< 0.23
		May-16	< 2	< 2	< 2	< 2	< 2	< 2	< 10	< 10	< 2	< 2	< 2	**11**	< 10	**3.7**	< 2	< 4	< 2	---
		Nov-18	< 2	< 2	< 1	< 2	< 2	< 2	< 10	< 50	< 2	< 2	< 2	**6**	< 30	**2**	< 2	< 2	< 2	**0.27**
		Apr-20	< 0.50	< 0.75	< 0.50	< 0.50	< 2.5	< 2.5	< 5.0	< 5.0	< 5.0	**4**	**3.4**	**6.4**	< 10	< 2.5	< 2.5	**3**	< 1.0	< 0.139
TRY_MW-202P	Overburden	Jun-11	< 2.0	< 2.0	< 2.0	< 2.0	< 2.0	< 2.0	< 10	< 10	< 2.0	< 2.0	**14**	**9.7**	< 10	**2.2**	< 2.0	< 2.0	< 2.0	**0.41**
		Nov-14	< 2	< 2	< 2	< 2	< 2	< 2	< 10	< 10	< 2	< 2	**15**	**13**	< 10	**2.7**	< 2	< 2	< 2	**0.64**
		May-16	< 2	< 2	< 2	< 2	< 2	< 2	< 10	< 10	< 2	< 2	**13**	**14**	< 10	**2.9**	< 2	< 4	< 2	**0.65**
		Nov-18	< 2	< 2	< 1	< 2	< 2	< 2	< 10	< 50	< 2	< 2	**8**	**15**	< 30	**3**	< 2	< 2	< 2	< 0.25
		Apr-20	< 0.50	< 0.75	< 0.50	< 0.50	< 2.5	< 2.5	< 5.0	< 5.0	< 5.0	< 0.50	**3.2**	**6**	< 10	< 2.5	< 2.5	< 1.0	< 1.0	**0.369**
TRY_MW-204	Overburden	Oct-05	< 1	< 1	< 1	< 1	< 1	< 1	< 1	< 1	---	**1.6**	**13**	**9.7**	---	**1.5**	< 1	< 2	< 1	---
		Dec-06	< 2	< 10	< 2	< 2	< 2	< 2	**5.9**	**6.1**	---	< 2	< 2	< 2	< 2	< 2	< 2	< 2	< 2	---
		May-07	< 2	< 10	< 2	< 2	< 2	< 2	< 2	< 2	---	< 2	**10**	**8.1**	< 2	< 2	< 2	< 2	< 2	---
		Jun-08	< 2	< 2	< 2	< 2	< 2	< 2	< 10	< 10	---	< 2	**3.9**	**6.7**	< 10	< 2	< 2	< 2	< 2	---
		Dec-08	< 2	< 2	< 2	< 2	< 2	< 2	< 10	< 10	---	< 2	**5.1**	**7.7**	< 10	< 2	< 2	< 2	< 2	---
		Jun-09	< 2	< 2	< 2	< 2	< 2	< 2	< 10	< 10	---	< 2	**2.7**	**4.7**	< 10	< 2	< 2	< 2	< 2	---
		Oct-09	< 2	< 2	< 2	< 2	< 2	< 2	< 10	< 10	---	< 2	**4.2**	**6.5**	< 10	< 2	< 2	< 2	< 2	---
		Jun-11	< 2	< 2	< 2	< 2	< 2	< 2	< 10	< 10	---	< 2	< 2	**4.1**	< 10	< 2	< 2	< 2	< 2	---
		Nov-14	< 2	< 2	< 2	< 2	< 2	< 2	< 10	< 10	< 2	< 2	< 2	**4.7**	< 10	< 2	< 2	< 2	< 2	---
		May-16	< 2	< 2	< 2	< 2	< 2	< 2	< 10	< 10	< 2	< 2	**5.3**	**14**	< 10	**4.6**	< 2	< 4	< 2	---
		Nov-18	< 2	< 2	< 1	< 2	< 2	< 2	< 10	< 50	< 2	< 2	< 2	**5**	< 30	< 2	< 2	< 2	< 2	< 0.25
		Apr-20	< 0.50	< 0.75	< 0.50	< 0.50	< 2.5	< 2.5	< 5.0	< 5.0	< 5.0	< 0.50	< 0.50	**5**	< 10	< 2.5	< 2.5	< 1.0	< 1.0	< 0.144

TABLE 5A
SUMMARY OF DETECTED COMPOUNDS IN GROUNDWATER SAMPLES
Troy Mills Landfill Superfund Site
Troy, New Hampshire

Monitoring Well ID	Geological Unit of Well Screen	Sampling Event Date	SVOCs of Concern (µg/L)						Additional SVOCs (µg/Lug/L)							Metal COCs (mg/L)		Additional Metals (mg/L)					
			Benzo(a)pyrene	Benzo(b)fluoranthene	Bis[Di](2-ethylhexyl) phthalate	Dibenzo(a,h)anthracene	Naphthalene	Pentachlorophenol	3 & 4-Methylphenol	Benzyl butyl phthalate	Di-n-butylphthalate	Benzyl alcohol	4-Chloro-3-methylphenol	2-Methylnaphthalene	Di-n-octylphalate	Arsenic	Manganese	Barium	Cadmium	Chromium	Lead	Selenium	Iron
		ROD ICL	0.2	0.1	6	0.1	20	1	na	na	na	na	na	na	na	0.05	0.3	na	na	na	na	na	na
		NH AGQS	0.2	0.1	6	0.1	100 [3]	1	40 [2]	na	800	na	na	280	na	0.01	0.84	2	0.005	0.1	0.015	0.05	na
TRY_MW-104D	Overburden	Oct-05	< 5	< 5	< 5	< 5	< 5	< 5	< 10	< 5	< 5	---	---	---	< 5	< 0.2	**0.63**	**0.041**	< 0.03	< 0.03	< 0.1	< 0.1	**0.1**
		Dec-06	< 10	< 10	< 10	< 10	< 10	< 20	< 10	< 10	< 10	---	---	---	< 10	**0.0011**	**0.409**	**0.0063**	**0.002**	**0.005**	**0.001**	**0.005**	**0.554**
		Oct-09	---	---	---	---	---	---	---	---	---	---	---	---	---	---	---	---	---	---	---	---	---
		Jun-11	< 10	< 10	< 5.0	< 10	< 10	< 20	< 10	< 10	< 10	< 10	< 10	< 10	< 10	---	**0.227**	---	---	---	---	---	---
		Jun-13	< 10	< 10	< 5	< 10	< 10	---	---	< 10	< 10	---	---	< 10	< 10	---	**0.27**	---	---	---	---	---	---
		Nov-14	< 10	< 10	< 5	< 10	< 10	< 20	< 10	< 10	< 10	< 10	< 10	< 10	< 10	**0.0015**	**0.717**	---	---	---	---	---	---
		May-16	< 10	< 10	< 5	< 10	< 10	< 20	< 10	< 10	< 10	< 10	< 10	< 10	< 10	---	**0.095**	---	---	---	---	---	---
		Oct-18	< 0.2	< 0.5	< 5	< 0.5	< 0.5	< 10	< 2	< 5	< 5	< 2	< 2	< 0.5	< 5	< 0.005	**0.24**	---	---	---	---	---	---
		Apr-20	< 0.10	< 0.10	< 3.0	< 0.10	< 0.10	< 0.80	< 5.0	< 5.0	< 5.0	< 2.0	< 2.0	< 0.10	< 5.0	**0.00104**	**0.3064**	---	---	---	---	---	---
TRY_MW-105S	Overburden	Oct-09	< 10	< 10	< 5	< 10	< 10	< 20	< 10	< 10	< 10	---	---	---	< 10	---	**34.4**	---	---	---	---	---	---
		Jun-11	< 10	< 10	< 5	< 10	< 10	< 20	< 10	< 10	< 10	---	---	---	< 10	---	**4.13**	---	---	---	---	---	---
		Nov-14	< 10	< 10	< 5	< 10	< 10	< 20	< 10	< 10	< 10	< 10	< 10	< 10	< 10	< 0.001	**4.14**	---	---	---	---	---	---
		May-16	< 10	< 10	< 5	< 10	< 10	< 20	< 10	< 10	< 10	< 10	< 10	< 10	< 10	---	**0.131**	---	---	---	---	---	---
		Nov-18	< 0.2	< 0.5	< 5	< 0.5	< 0.5	< 10	< 2	< 5	< 5	< 2	< 2	< 0.5	< 5	< 0.025	**2.4**	---	---	---	---	---	---
		Apr-20	< 0.10	< 0.10	< 3.0	< 0.10	< 0.10	< 0.80	< 5.0	< 5.0	< 5.0	< 2.0	< 2.0	< 0.10	< 5.0	< 0.00050	**1.212**	---	---	---	---	---	---
TRY_MW-105D	Bedrock	Oct-09	< 10	< 10	< 5	< 10	< 10	< 20	< 10	< 10	< 10	---	---	---	< 10	---	**2.39**	---	---	---	---	---	---
		Jun-11	< 10	< 10	< 5	< 10	< 10	< 20	< 10	< 10	< 10	---	---	---	< 10	---	**4.39**	---	---	---	---	---	---
		Nov-14	< 10	< 10	< 5	< 10	< 10	< 20	< 10	< 10	< 10	< 10	< 10	< 10	< 10	< 0.001	**2.05 B***	---	---	---	---	---	---
		May-16	< 10	< 10	< 5	< 10	< 10	< 20	< 10	< 10	< 10	< 10	< 10	< 10	< 10	---	**0.124**	---	---	---	---	---	---
		Nov-18	< 0.2	< 0.5	< 5	< 0.5	< 0.5	< 10	< 2	< 5	< 5	< 2	< 2	< 0.5	< 5	< 0.005	**0.19**	---	---	---	---	---	---
		Apr-20	< 0.10	< 0.10	< 3.0	< 0.10	< 0.10	< 0.80	< 5.0	< 5.0	< 5.0	< 2.0	< 2.0	< 0.10	< 5.0	< 0.00050	**0.0892**	---	---	---	---	---	---
TRY_MW-201SX	Overburden	Jun-15	< 0.05	< 0.05	**7.2**	< 0.05	< 0.19	< 0.75	< 9.3	< 9.3	< 9.3	---	---	---	< 9.3	**0.0015**	**8.59**	---	---	---	---	---	---
		May-16	< 10	< 10	< 5	< 10	< 10	< 20	< 10	< 10	< 10	< 10	< 10	< 10	< 10	---	**13**	---	---	---	---	---	---
		Nov-18	< 0.2	< 0.5	< 5	< 0.5	< 0.5	< 10	< 2	< 5	< 5	< 2	< 2	< 0.5	< 5	< 0.005	**8.7**	---	---	---	---	---	---
		Apr-20	< 0.10	< 0.10	< 3.0	< 0.10	**0.64**	< 0.80	< 5.0	< 5.0	< 5.0	< 2.0	< 2.0	< 0.10	< 5.0	**0.00155**	**8.292**	---	---	---	---	---	---
TRY_MW-202P	Overburden	Jun-11	< 10	< 10	< 5.0	< 10	< 10	< 20	< 10	< 10	< 10	< 10	< 10	< 10	< 10	< 0.0010	**0.108**	**0.0122**	< 0.0020	< 0.0050	< 0.0010	< 0.0050	**2.29**
		Nov-14	< 10	< 10	< 5	< 10	< 10	< 20	< 10	< 10	< 10	< 10	< 10	< 10	< 10	< 0.001	**0.144 B***	---	---	---	---	---	---
		May-16	< 10	< 10	< 5	< 10	< 10	< 20	< 10	< 10	< 10	< 10	< 10	< 10	< 10	---	**0.168**	---	---	---	---	---	---
		Nov-18	< 0.2	< 0.5	< 5	< 0.5	< 0.5	< 10	< 2	< 5	< 5	< 2	< 2	< 0.5	< 5	< 0.005	**0.23**	---	---	---	---	---	---
		Apr-20	< 0.10	< 0.10	< 3.0	< 0.10	< 0.10	< 0.80	< 5.0	< 5.0	< 5.0	< 2.0	< 2.0	< 0.10	< 5.0	**0.00057**	**0.1713**	---	---	---	---	---	---
TRY_MW-204	Overburden	Oct-05	< 5	< 5	< 5	< 5	**5**	< 5	< 10	< 5	< 5	---	---	---	< 5	< 0.2	**8.5**	< 0.03	< 0.03	< 0.03	< 0.1	< 0.1	**11**
		Dec-06	< 10	< 10	< 10	< 10	< 10	< 20	< 10	< 10	< 10	---	---	---	< 10	< 0.001	**14.1**	**0.0118**	< 0.002	**0.005**	**0.001**	**0.005**	**12.3**
		May-07	< 10	< 10	< 10	< 10	< 10	< 20	< 10	< 10	< 10	---	---	---	< 10	< 0.001	**14.5**	**0.0112**	< 0.002	< 0.005	< 0.001	< 0.005	**11.5**
		Jun-08	< 10	< 10	< 5	< 10	< 10	< 20	< 10	< 10	**11**	---	---	---	< 10	< 0.001	**14.1**	**0.0084**	< 0.002	< 0.005	< 0.001	< 0.005	**25.8**
		Dec-08	< 10	< 10	< 5	< 10	< 10	< 20	< 10	< 10	< 10	---	---	---	< 10	---	**13.8**	---	---	---	---	---	---
		Jun-09	< 10	< 10	< 5	< 10	< 10	< 20	< 10	< 10	< 10	---	---	---	< 10	---	**11.1**	---	---	---	---	---	---
		Oct-09	< 10	< 10	**28**	< 10	< 10	< 20	< 10	< 10	< 10	---	---	---	< 10	---	**10.3**	---	---	---	---	---	---
		Jun-11	< 10	< 10	< 5	< 10	< 10	< 20	< 10	< 10	< 10	---	---	---	< 10	---	**9.15**	---	---	---	---	---	---
		Nov-14	< 10	< 10	< 5	< 10	< 10	< 20	< 10	< 10	< 10	< 10	< 10	< 10	< 10	< 0.001	**6.52**	---	---	---	---	---	---
		May-16	< 10	< 10	< 5	< 10	< 10	< 20	< 10	< 10	< 10	< 10	< 10	< 10	< 10	---	**10.4**	---	---	---	---	---	---
		Nov-18	< 0.2	< 0.5	< 5	< 0.5	< 0.5	< 10	< 2	< 5	< 5	< 2	< 2	< 0.5	< 5	< 0.005	**7.7**	---	---	---	---	---	---
		Apr-20	< 0.10	< 0.10	**17**	< 0.10	**0.13**	< 0.80	< 5.0	< 5.0	< 5.0	< 2.0	< 2.0	< 0.10	< 5.0	< 0.00050	**7.461**	---	---	---	---	---	---

TABLE 5A
SUMMARY OF DETECTED COMPOUNDS IN GROUNDWATER SAMPLES
Troy Mills Landfill Superfund Site
Troy, New Hampshire

Monitoring Well ID	Geological Unit of Well Screen	Sampling Event Date	VOCs of Concern (µg/L)													
			Tetrachloroethene	Trichloroethene	cis-1,2-Dichloroethene	Vinyl Chloride	1,2,4-Trimethylbenzene	1,3,5-Trimethylbenzene	2-Butanone(MEK)	Benzene	Naphthalene	n-Butylbenzene	n-Propylbenzene	p-Isopropyltoluene (4-cymene)	Tetrahydrofuran(THF)	Toluene
		ROD ICL	5	5	70	2	330	330	4000	5	20	260	260	260	154	1000
		NH AGQS	5	5	70	2	330	330	4000	5	100 [3]	260	260	260	600	1000
TRY_MW-205	Overburden	Oct-05	< 1	< 1	< 1	< 1	**83**	**33**	< 1	< 1	**13**	< 1	**11**	**2.9**	< 1	**12**
		Dec-06	< 2	< 2	< 2	< 2	**195**	**77**	< 20	< 2	**19**	< 2	**16**	**9.2**	**10**	**40**
		Dec-06 DUP	< 4	< 4	< 4	< 4	**201**	**73**	< 20	< 4	**19**	< 4	**16**	**8.5**	< 20	**80**
		May-07	< 4	< 4	< 4	< 4	**294**	**92**	< 20	< 4	**28**	---	**30**	**17**	< 20	**117**
		Jun-08	< 2	< 2	< 2	< 2	**314**	**186**	< 10	< 2	**55**	**34**	**45**	**26**	< 10	< 2
		Dec-08	< 2	< 2	< 2	< 2	**159**	**120**	< 10	**2.6**	**59**	< 2	**60**	**11**	< 10	**6.3**
		Dec-08 DUP	< 2	< 2	< 2	< 2	**172**	**125**	< 10	**2.6**	**61**	< 2	**62**	**12**	< 10	**6.8**
		Jun-09	< 2	< 2	< 2	< 2	**444**	**223**	< 10	< 2	**43.5**	< 2	**34**	**28.5**	< 10	< 2
		Jun-09 DUP	< 2	< 2	< 2	< 2	**435**	**216**	< 10	< 2	**43**	< 2	**34**	**28**	< 10	< 2
		Oct-09	< 10	< 10	< 10	< 10	**477**	**154**	< 50	< 10	**40**	< 10	**49**	**31**	< 50	< 10
		Oct-09 DUP	< 10	< 10	< 10	< 10	**522**	**183**	< 50	< 10	**45**	< 10	**55**	**33**	< 50	< 10
		Jun-11	< 10	< 10	< 10	< 10	**394**	**203**	< 50	< 10	**58**	**32**	**39**	**22**	< 50	< 10
		Jun-11 DUP	< 10	< 10	< 10	< 10	**423**	**213**	< 50	< 10	**61**	**34**	**41**	**25**	< 50	< 10
		Jun-13	< 4	< 4	< 4	< 4	**222**	**44**	< 20	< 4	**29**	< 4	**20**	**10**	< 20	< 4
		Jun-13 DUP	< 4	< 4	< 4	< 4	**212**	**39**	< 20	< 4	**28**	< 4	**20**	**9.6**	< 20	< 4
		Nov-14	< 10	< 10	< 10	< 10	**433**	**144**	< 50	< 10	**44**	**28**	**53**	**23**	< 50	< 10
		May-16	< 2	< 2	< 2	< 2	**119**	**16**	< 10	< 2	**19**	< 2	**17**	**4.3**	< 10	< 2
		Nov-18	< 2	< 2	< 2	< 2	**450**	**260**	< 10	< 2	**70**	< 2	**44**	**25**	< 10	< 2
		Apr-20	< 1.0	< 1.0	< 1.0	< 2.0	**210**	**57**	< 10	< 1.0	**32**	**5**	**26**	**7.6**	< 10	< 1.5
TRY_MW-301	Overburden	Oct-05	< 1	< 1	**1.2**	< 1	**1.1**	< 1	< 1	< 1	< 1	< 1	< 1	< 1	< 1	< 1
		Dec-06	< 2	< 2	< 2	< 2	< 2	< 2	< 10	< 2	< 2	< 2	< 2	< 2	< 10	< 2
		Jun-08	< 2	< 2	< 2	< 2	< 2	< 2	< 10	< 2	< 2	< 2	< 2	< 2	< 10	< 2
		Dec-08	< 2	< 2	**3.1**	< 2	< 2	< 2	< 10	< 2	< 2	< 2	< 2	< 2	< 10	< 2
		Jun-09	< 2	< 2	< 2	< 2	< 2	< 2	< 10	< 2	< 2	< 2	< 2	< 2	< 10	< 2
		Oct-09	< 2	< 2	**2.4**	< 2	< 2	< 2	< 10	< 2	< 2	< 2	< 2	< 2	< 10	< 2
TRY_MW-301X	Overburden	Jun-11	< 2	< 2	**2.4**	< 2	< 2	< 2	< 10	< 2	< 2	< 2	< 2	< 2	< 10	< 2
		Jun-13	< 2	< 2	**2.5**	< 2	< 2	< 2	< 10	< 2	< 2	< 2	< 2	< 2	< 10	< 2
		Nov-14	< 2	< 2	< 2	< 2	< 2	< 2	< 10	< 2	< 2	< 2	< 2	< 2	< 10	< 2
		May-16	< 2	< 2	< 2	< 2	< 2	< 2	< 10	< 2	< 2	< 2	< 2	< 2	< 10	< 2
		Nov-18	< 2	< 2	< 2	< 2	< 2	< 2	< 10	< 2	< 5	< 2	< 2	< 2	< 10	< 2
		Apr-20	< 0.50	< 0.50	**0.92**	< 1.0	< 2.5	< 2.5	< 5.0	< 0.50	< 2.5	< 0.50	< 0.50	< 0.50	< 5.0	< 0.75
TRY_MW-501	Overburden	Oct-05	< 1	< 1	**40**	< 1	**2.1**	< 1	< 1	**1**	< 1	**1**	**2.8**	< 1	< 1	< 1
		Jun-06	< 2	< 2	**29**	< 2	< 2	< 2	< 10	< 2	< 2	< 2	**2.5**	< 2	< 10	< 2
		Dec-06	< 2	< 2	**24**	< 2	< 2	< 2	< 10	< 2	< 2	< 2	< 2	< 2	< 10	< 2
		May-07	< 2	< 2	**12**	< 2	< 2	< 2	< 10	< 2	< 2	< 2	< 2	< 2	< 10	< 2
		Jun-08	< 2	< 2	**19**	**2.5**	< 2	< 2	< 10	< 2	< 2	< 2	< 2	< 2	< 10	< 2
		Jun-08 DUP	< 2	< 2	**21**	**2.6**	< 2	< 2	< 10	< 2	< 2	< 2	< 2	< 2	< 10	< 2
		Dec-08	< 2	< 2	**14**	< 2	< 2	< 2	< 10	< 2	< 2	< 2	< 2	< 2	< 10	< 2
		Dec-08 DUP	< 2	< 2	**14**	< 2	< 2	< 2	< 10	< 2	< 2	< 2	< 2	< 2	< 10	< 2
		Jun-09	< 2	< 2	**8.7**	< 2	< 2	< 2	< 10	< 2	< 2	< 2	< 2	< 2	< 10	< 2
		Jun-09 DUP	< 2	< 2	**8.9**	< 2	< 2	< 2	< 10	< 2	< 2	< 2	< 2	< 2	< 10	< 2
		Oct-09	< 2	< 2	**5.2**	**3.4**	< 2	< 2	< 10	< 2	< 2	< 2	< 2	< 2	< 10	< 2
		Oct-09 DUP	< 2	< 2	**6.4**	**4**	< 2	< 2	< 10	< 2	< 2	< 2	< 2	< 2	< 10	< 2

TABLE 5A
SUMMARY OF DETECTED COMPOUNDS IN GROUNDWATER SAMPLES
Troy Mills Landfill Superfund Site
Troy, New Hampshire

Monitoring Well ID	Geological Unit of Well Screen	Sampling Event Date	Additional VOCs (µg/L)																Other COCs
			1,1,1-Trichloroethane	1,1-Dichloroethane	1,1-Dichloroethene	1,2-Dichloroethane	1,4-Dichlorobenzene	2-Chlorotoluene	4-Methyl-2-pentanone (MIBK)	Acetone	Carbon Disulfide	Ethylbenzene	Isopropylbenzene (cumene)	sec-Butylbenzene	t-Butanol (TBA)	t-Butylbenzene	Trichlorofluoromethane	m/p-Xylene	o-Xylene	1,4-Dioxane (µg/L)
		ROD ICL	na	na	na	na	na	na	na	na	na	na	na	na	na	na	na	na	na	3
		NH AGQS	200	81	7	5	75	100	2000	6000	70	700	800	260	40	260	2000	10000 [1]	10000 [1]	0.32 [4]
TRY_MW-205	Overburden	Oct-05	< 1	**2.7**	< 1	< 1	< 1	< 1	< 1	< 1	---	**39**	**21**	**3.3**	---	**2.2**	< 1	**27**	**21**	---
		Dec-06	< 2	**3.8**	< 2	< 2	< 2	< 2	< 10	< 10	---	**55**	**13**	**5**	< 10	**2.2**	< 2	**42**	**39**	< 2
		Dec-06 DUP	< 4	< 4	< 4	< 4	< 4	< 4	< 20	< 20	---	**55**	**12**	**4.5**	< 20	< 4	< 4	**47**	**40**	< 2
		May-07	< 4	< 4	< 4	< 4	< 4	< 4	< 20	< 20	---	**74**	**25**	**15**	< 20	< 4	< 4	**96**	**68**	---
		Jun-08	< 2	< 2	< 2	< 2	< 2	< 2	< 10	< 10	---	**93**	**36**	**23**	< 10	**6**	< 2	**88**	**43**	< 2
		Dec-08	< 2	**3.5**	< 2	< 2	< 2	< 2	< 10	**12**	---	**127**	**46**	**25**	< 10	**7.4**	< 2	**101**	**46**	---
		Dec-08 DUP	< 2	**3.5**	< 2	< 2	< 2	< 2	< 10	**13**	---	**130**	**47**	**26**	< 10	**7.5**	< 2	**108**	**50**	---
		Jun-09	< 2	< 2	< 2	< 2	< 2	< 2	< 10	< 10	---	**77.5**	**23**	**20**	< 10	< 2	< 2	**141**	**61.5**	---
		Jun-09 DUP	< 2	< 2	< 2	< 2	< 2	< 2	< 10	< 10	---	**77**	**24**	**20**	< 10	< 2	< 2	**137**	**61**	---
		Oct-09	< 10	< 10	< 10	< 10	< 10	< 10	< 50	< 50	---	**123**	**39**	**22**	< 50	< 10	< 10	**185**	**115**	---
		Oct-09 DUP	< 10	< 10	< 10	< 10	< 10	< 10	< 50	< 50	---	**122**	**40**	**23**	< 50	< 10	< 10	**189**	**114**	---
		Jun-11	< 10	< 10	< 10	< 10	< 10	< 10	< 50	< 50	< 10	**92**	**30**	**18**	< 50	< 10	< 10	**97**	**55**	---
		Jun-11 DUP	< 10	< 10	< 10	< 10	< 10	< 10	< 50	< 50	< 10	**95**	**31**	**20**	< 50	< 10	< 10	**96**	**55**	---
		Jun-13	< 4	< 4	< 4	< 4	< 4	< 4	< 20	< 20	< 4	**47**	**18**	**8.1**	< 20	< 4	< 4	**49**	< 4	---
		Jun-13 DUP	< 4	< 4	< 4	< 4	< 4	< 4	< 20	< 20	< 4	**44**	**17**	**7.7**	< 20	< 4	< 4	**46**	< 4	---
		Nov-14	< 10	< 10	< 10	< 10	< 10	< 10	< 50	< 50	< 10	**128**	**44**	**20**	< 50	< 10	< 10	**190**	< 10	---
		May-16	< 2	< 2	< 2	< 2	< 2	< 2	< 10	< 10	< 2	**28**	**16**	**6.4**	< 10	**2.3**	< 2	**19**	< 2	---
		Nov-18	< 2	< 2	< 1	< 2	< 2	< 2	< 10	< 50	< 2	**110**	**48**	**28**	< 30	< 2	< 2	**130**	< 2	< 0.25
		Apr-20	< 1.0	< 1.5	< 1.0	< 1.0	< 5.0	< 5.0	< 10	< 10	< 10	**41**	**23**	**18**	< 20	< 5.0	< 5.0	**35**	< 2.0	< 0.144
TRY_MW-301	Overburden	Oct-05	< 1	**4.4**	< 1	< 1	**1.2**	**5.8**	< 1	< 1	---	< 1	< 1	< 1	---	< 1	< 1	< 2	< 1	---
		Dec-06	< 2	**4.5**	< 2	< 2	< 2	**6**	< 10	< 10	---	< 2	< 2	< 2	< 10	< 2	< 2	< 2	< 2	---
		Jun-08	< 2	**5**	< 2	< 2	**2.6**	**19**	< 10	< 10	---	< 2	< 2	< 2	< 10	< 2	< 2	< 2	< 2	---
		Dec-08	< 2	**4.2**	< 2	< 2	< 2	**11**	< 2	< 2	---	< 2	< 2	< 2	< 10	< 2	< 2	< 2	< 2	---
		Jun-09	< 2	**2.9**	< 2	< 2	< 2	**4.3**	< 10	< 10	---	< 2	< 2	< 2	< 10	< 2	< 2	< 2	< 2	---
		Oct-09	< 2	**3.8**	< 2	< 2	< 2	**13**	< 10	< 10	---	< 2	< 2	**2.7**	< 10	< 2	< 2	< 2	< 2	---
TRY_MW-301X	Overburden	Jun-11	< 2	**2.3**	< 2	< 2	< 2	< 2	< 10	< 10	---	< 2	< 2	**4.5**	< 10	< 2	< 2	< 2	< 2	**0.29**
		Jun-13	< 2	< 2	< 2	< 2	< 2	< 2	< 10	< 10	< 2	< 2	< 2	**5.2**	< 10	< 2	< 2	< 2	< 2	---
		Nov-14	< 2	< 2	< 2	< 2	< 2	< 2	< 10	< 10	< 2	< 2	< 2	**4.6**	< 10	< 2	< 2	< 2	< 2	**0.2**
		May-16	< 2	< 2	< 2	< 2	< 2	< 2	< 10	< 10	< 2	< 2	< 2	**4.5**	< 10	< 2	< 2	< 4	< 2	< 0.25
		Nov-18	< 2	< 2	< 1	< 2	< 2	< 2	< 10	< 50	< 2	< 2	< 2	< 2	< 30	< 2	< 2	< 2	< 2	< 0.25
		Apr-20	< 0.50	< 0.75	< 0.50	< 0.50	< 2.5	< 2.5	< 5.0	< 5.0	< 5.0	< 0.50	< 0.50	**3.1**	< 10	< 2.5	< 2.5	< 1.0	< 1.0	**0.172**
TRY_MW-501	Overburden	Oct-05	< 1	< 1	< 1	**2**	< 1	< 1	< 1	< 1	---	**8.8**	**3.7**	**3.1**	---	**1.6**	< 1	< 2	< 1	---
		Jun-06	< 2	**5**	< 2	< 2	< 2	< 2	**10**	---	**8**	**3.7**	**3.1**	---	**1.6**	< 2	< 2	< 2	< 2	---
		Dec-06	< 2	< 2	**3.2**	< 2	< 2	< 2	< 10	< 10	---	**5.7**	**3.2**	**3**	< 10	< 2	< 2	< 2	< 2	---
		May-07	< 2	**3.3**	< 2	< 2	< 2	< 2	< 10	< 10	---	**2.9**	**2.7**	**2.5**	< 10	< 2	< 2	< 2	< 2	---
		Jun-08	< 2	**4.1**	< 2	< 2	< 2	< 2	< 10	< 10	---	**3.6**	**3.4**	**4.7**	< 10	< 2	< 2	< 2	< 2	---
		Jun-08 DUP	< 2	**3.9**	< 2	< 2	< 2	< 2	< 10	< 10	---	**3.9**	**3.9**	**5.2**	< 10	< 2	< 2	< 2	< 2	---
		Dec-08	< 2	**2.4**	< 2	< 2	< 2	< 2	< 10	< 10	---	**3.3**	**2.5**	**3.3**	< 10	< 2	< 2	< 2	< 2	---
		Dec-08 DUP	< 2	**2.4**	< 2	< 2	< 2	< 2	< 10	< 10	---	**3.5**	**2.7**	**3.6**	< 10	< 2	< 2	< 2	< 2	---
		Jun-09	< 2	**2.1**	< 2	< 2	< 2	< 2	< 10	< 10	---	**3**	**3.6**	**4.4**	< 10	**2**	< 2	< 2	< 2	---
		Jun-09 DUP	< 2	**2.1**	< 2	< 2	< 2	< 2	< 10	< 10	---	**3.3**	**3.9**	**4.8**	< 10	**2**	< 2	< 2	< 2	---
		Oct-09	< 2	< 2	< 2	< 2	< 2	< 2	< 10	< 10	---	**2.7**	**3.6**	**4.6**	< 10	**2.1**	< 2	< 2	< 2	---
		Oct-09 DUP	< 2	< 2	< 2	< 2	< 2	< 2	< 10	< 10	---	**3**	**3.7**	**4.2**	< 10	**2.1**	< 2	< 2	< 2	---

TABLE 5A
SUMMARY OF DETECTED COMPOUNDS IN GROUNDWATER SAMPLES
Troy Mills Landfill Superfund Site
Troy, New Hampshire

Monitoring Well ID	Geological Unit of Well Screen	Sampling Event Date	SVOCs of Concern (µg/L)						Additional SVOCs (µg/Lug/L)							Metal COCs (mg/L)		Additional Metals (mg/L)					
			Benzo(a)pyrene	Benzo(b)fluoranthene	Bis[Di](2-ethylhexyl) phthalate	Dibenzo(a,h)anthracene	Naphthalene	Pentachlorophenol	3 & 4-Methylphenol	Benzyl butyl phthalate	Di-n-butylphthalate	Benzyl alcohol	4-Chloro-3-methylphenol	2-Methylnaphthalene	Di-n-octylphalate	Arsenic	Manganese	Barium	Cadmium	Chromium	Lead	Selenium	Iron
		ROD ICL	0.2	0.1	6	0.1	20	1	na	na	na	na	na	na	na	0.05	0.3	na	na	na	na	na	na
		NH AGQS	0.2	0.1	6	0.1	100 [3]	1	40 [2]	na	800	na	na	280	na	0.01	0.84	2	0.005	0.1	0.015	0.05	na
TRY_MW-205	Overburden	Oct-05	< 5	< 5	**510**	< 5	< 5	< 5	< 10	< 5	< 5	---	---	---	**72**	< 0.2	**1.1**	**0.065**	< 0.03	< 0.03	< 0.1	< 0.1	**39**
		Dec-06	< 50	< 50	**316**	< 50	< 50	< 100	< 50	< 50	< 50	---	---	---	< 50	**0.0029**	**1.48**	**0.0912**	< 0.002	**0.005**	**0.001**	< 0.005	**36.8**
		Dec-06 DUP	< 40	< 40	**227**	< 40	< 40	< 80	< 40	---	< 40	---	---	---	< 40	**0.0031**	**1.48**	**0.0897**	< 0.002	**0.005**	**0.001**	**0.0052**	**38.7**
		May-07	< 500	< 500	**5070**	< 500	**901**	< 1000	< 500	< 500	< 500	---	---	---	**852**	**0.0044**	**1.78**	**0.0721**	< 0.002	< 0.005	< 0.001	**0.0108**	**94**
		Jun-08	< 10	< 10	**35**	< 10	**32**	< 20	< 10	< 10	< 10	---	---	---	< 10	**0.0044**	**1.78**	**0.0833**	< 0.002	< 0.005	< 0.001	**0.0153**	**124**
		Dec-08	< 10	< 10	**49**	< 10	**40**	< 20	< 10	< 10	< 10	---	---	---	< 10	---	**2.01**	---	---	---	---	---	---
		Dec-08 DUP	< 10	< 10	**38**	< 10	**30**	< 20	< 10	< 10	< 10	---	---	---	< 10	---	**1.99**	---	---	---	---	---	---
		Jun-09	< 10	< 10	**10**	< 10	**25.5**	< 20	< 10	< 10	< 10	---	---	---	< 10	---	**1.6**	---	---	---	---	---	---
		Jun-09 DUP	< 10	< 10	**7.8**	< 10	**25**	< 20	< 10	< 10	< 10	---	---	---	< 10	---	**1.6**	---	---	---	---	---	---
		Oct-09	< 10	< 10	**37**	< 10	**26**	< 20	< 10	< 10	< 10	---	---	---	< 10	---	**1.69**	---	---	---	---	---	---
		Oct-09 DUP	< 10	< 10	**40**	< 10	**21**	< 20	< 10	< 10	< 10	---	---	---	< 10	---	**1.71**	---	---	---	---	---	---
		Jun-11	< 10	< 10	**8.4**	< 10	**34**	< 20	< 10	< 10	< 10	< 10	< 10	< 10	< 10	---	**1.63**	---	---	---	---	---	---
		Jun-11 DUP	< 10	< 10	**9.3**	< 10	**34**	< 20	< 10	< 10	< 10	< 10	< 10	< 10	< 10	---	**1.62**	---	---	---	---	---	---
		Jun-13	< 10	< 10	**21**	< 10	**17**	---	---	< 10	< 10	---	---	< 10	< 10	---	**1.36**	---	---	---	---	---	---
		Jun-13 DUP	< 10	< 10	**26**	< 10	**17**	---	---	< 10	< 10	---	---	< 10	< 10	---	**1.39**	---	---	---	---	---	---
		Nov-14	< 10	< 10	**77**	< 10	**36**	< 20	< 10	< 10	< 10	< 10	< 10	< 10	**11**	**0.0041**	**1.91**	---	---	---	---	---	---
		May-16	< 10	< 10	**5.3**	< 10	< 10	< 20	< 10	< 10	< 10	< 10	< 10	< 10	< 10	---	**1.29**	---	---	---	---	---	---
		Nov-18	< 0.2	< 0.5	**13**	< 0.5	**34**	< 10	< 2	< 5	< 5	< 2	< 2	**4.1**	< 5	< 0.005	**1.5**	---	---	---	---	---	---
		Apr-20	< 0.10	< 0.10	**3.6**	< 0.10	**24**	< 0.80	< 5.0	< 5.0	< 5.0	< 2.0	**3**	**2.6**	< 5.0	**0.00236**	**1.608**	---	---	---	---	---	---
TRY_MW-301	Overburden	Oct-05	< 5	< 5	< 5	< 5	< 5	< 5	< 10	< 5	< 5	---	---	---	< 5	< 0.2	**7.8**	**0.057**	< 0.03	< 0.03	< 0.1	< 0.1	**62**
		Dec-06	< 10	< 10	**12**	< 10	< 10	< 25	< 10	< 10	< 10	---	---	---	< 10	**0.061**	**4.57**	**0.2951**	< 0.002	**0.0394**	**0.037**	**0.005**	**107**
		Jun-08	< 10	< 10	< 5	< 10	< 10	< 20	< 10	< 10	< 10	---	---	---	< 10	**0.0017**	**4.32**	**0.0558**	< 0.002	< 0.005	< 0.001	< 0.005	**61.2**
		Dec-08	< 10	< 10	< 5	< 10	< 10	< 20	< 10	< 10	< 10	---	---	---	< 10	---	**4.78**	---	---	---	---	---	---
		Jun-09	< 10	< 10	< 5	< 10	< 10	< 20	< 10	< 10	< 10	---	---	---	< 10	---	**6.35**	---	---	---	---	---	---
		Oct-09	< 10	< 10	< 5	< 10	< 10	< 20	< 10	< 10	< 10	---	---	---	< 10	---	**6.85**	---	---	---	---	---	---
TRY_MW-301X	Overburden	Jun-11	< 10	< 10	< 5	< 10	< 10	< 20	< 10	< 10	< 10	---	---	---	< 10	< 0.001	**1.47**	**0.0125**	< 0.002	< 0.005	< 0.001	< 0.005	**1.56**
		Jun-13	< 10	< 10	< 5	< 10	< 10	---	---	< 10	< 10	---	---	< 10	< 10	---	**0.651**	---	---	---	---	---	---
		Nov-14	< 10	< 10	< 5	< 10	< 10	< 20	< 10	< 10	< 10	< 10	< 10	< 10	< 10	< 0.001	**0.713 B***	---	---	---	---	---	---
		May-16	< 10	< 10	< 5	< 10	< 10	< 20	< 10	< 10	< 10	< 10	< 10	< 10	< 10	---	**1.11**	---	---	---	---	---	---
		Nov-18	< 0.2	< 0.5	< 5	< 0.5	< 0.5	< 10	< 2	< 5	< 5	< 2	< 2	< 0.5	< 5	< 0.005	**1.8**	---	---	---	---	---	---
		Apr-20	< 0.10	< 0.10	< 3.0	< 0.10	< 0.10	< 0.80	< 5.0	< 5.0	< 5.0	< 2.0	< 2.0	< 0.10	< 5.0	< 0.00050	**1.147**	---	---	---	---	---	---
TRY_MW-501	Overburden	Oct-05	< 5	< 5	**10**	< 5	< 5	< 5	< 10	< 5	< 5	---	---	---	< 5	< 0.2	**14**	**0.045**	< 0.03	< 0.03	< 0.1	< 0.1	**47**
		Jun-06	---	---	---	---	---	---	---	---	---	---	---	---	---	< 0.001	**13.4**	**0.0577**	< 0.002	< 0.005	< 0.001	< 0.005	**63.4**
		Dec-06	< 10	< 10	< 10	< 10	< 10	< 20	< 10	< 10	< 10	---	---	---	< 10	< 0.001	**13.5**	**0.0504**	< 0.002	**0.005**	**0.001**	**0.005**	**130**
		May-07	< 10	< 10	< 10	< 10	< 10	< 20	< 10	< 10	< 10	---	---	---	< 10	< 0.001	**2.56**	**0.535**	< 0.002	< 0.005	< 0.001	< 0.005	**130**
		Jun-08	< 10	< 10	< 5	< 10	< 10	< 20	< 10	< 10	< 10	---	---	---	< 10	< 0.001	**12.7**	**0.0585**	< 0.002	< 0.005	< 0.001	< 0.005	**61.55**
		Jun-08 DUP	< 10	< 10	< 5	< 10	< 10	< 20	< 10	< 10	< 10	---	---	---	< 10	< 0.001	**12.5**	**0.0593**	< 0.002	< 0.005	< 0.001	< 0.005	**61.1**
		Dec-08	< 10	< 10	< 5	< 10	< 10	< 20	< 10	< 10	< 10	---	---	---	< 10	---	**12**	---	---	---	---	---	---
		Dec-08 DUP	< 10	< 10	< 5	< 10	< 10	< 20	< 10	< 10	< 10	---	---	---	< 10	---	**12.3**	---	---	---	---	---	---
		Jun-09	< 10	< 10	< 5	< 10	< 10	< 20	< 10	< 10	< 10	---	---	---	< 10	---	**9.82**	---	---	---	---	---	---
		Jun-09 DUP	< 10	< 10	< 5	< 10	< 10	< 20	< 10	< 10	< 10	---	---	---	< 10	---	**9.91**	---	---	---	---	---	---
		Oct-09	< 10	< 10	< 5	< 10	< 10	< 20	< 10	< 10	< 10	---	---	---	< 10	---	**9.78**	---	---	---	---	---	---
		Oct-09 DUP	< 10	< 10	< 5	< 10	< 10	< 20	< 10	< 10	< 10	---	---	---	< 10	---	**9.57**	---	---	---	---	---	---

TABLE 5A
SUMMARY OF DETECTED COMPOUNDS IN GROUNDWATER SAMPLES
Troy Mills Landfill Superfund Site
Troy, New Hampshire

Monitoring Well ID	Geological Unit of Well Screen	Sampling Event Date	VOCs of Concern (µg/L)													
			Tetrachloroethene	Trichloroethene	cis-1,2-Dichloroethene	Vinyl Chloride	1,2,4-Trimethylbenzene	1,3,5-Trimethylbenzene	2-Butanone(MEK)	Benzene	Naphthalene	n-Butylbenzene	n-Propylbenzene	p-Isopropyltoluene (4-cymene)	Tetrahydrofuran(THF)	Toluene
		ROD ICL	5	5	70	2	330	330	4000	5	20	260	260	260	154	1000
		NH AGQS	5	5	70	2	330	330	4000	5	100 [3]	260	260	260	600	1000
TRY_MW-501X	Overburden	Jun-11	< 2.0	< 2.0	**2**	< 2.0	< 2.0	< 2.0	**12**	< 2.0	< 2.0	< 2.0	< 2.0	< 2.0	< 10	< 2.0
		Jun-13	< 2	< 2	< 2	< 2	< 2	< 2	< 10	< 2	< 2	< 2	< 2	< 2	< 10	< 2
		Nov-14	< 2	< 2	< 2	< 2	< 2	< 2	< 10	< 2	< 2	< 2	< 2	< 2	< 10	< 2
		May-16	< 2	< 2	< 2	< 2	< 2	< 2	< 10	< 2	< 2	< 2	< 2	< 2	< 10	< 2
		Nov-18	< 2	< 2	< 2	< 2	< 2	< 2	< 10	< 2	< 5	< 2	< 2	< 2	< 10	< 2
		Apr-20	< 0.50	< 0.50	< 0.50	< 1.0	< 2.5	< 2.5	< 5.0	< 0.50	< 2.5	< 0.50	< 0.50	< 0.50	< 5.0	< 0.75
TRY_MW-501D	Overburden	Jun-15	< 1	< 1	< 1	< 1	< 1	< 1	< 10	< 1	< 1	< 1	< 1	< 1	< 5	< 1
		May-16	< 2	< 2	< 2	< 2	< 2	< 2	< 10	< 2	< 2	< 2	< 2	< 2	< 10	< 2
		Nov-18	< 2	< 2	< 2	< 2	< 2	< 2	< 10	< 2	< 5	< 2	< 2	< 2	< 10	< 2
		Apr-20	< 0.50	< 0.50	< 0.50	< 1.0	< 2.5	< 2.5	< 5.0	< 0.50	< 2.5	< 0.50	< 0.50	< 0.50	< 5.0	< 0.75
TRY_MW-508	Overburden	Jun-09	< 2	< 2	< 2	< 2	< 2	< 2	< 10	< 2	< 2	< 2	< 2	< 2	< 10	< 2
		Oct-09	< 2	< 2	< 2	< 2	< 2	< 2	< 10	< 2	< 2	< 2	< 2	< 2	< 10	< 2
TRY_MW-508X	Overburden	Jun-11	< 2	< 2	< 2	< 2	< 2	< 2	< 10	< 2	< 2	< 2	< 2	< 2	< 10	< 2
		Nov-14	< 2	< 2	< 2	< 2	< 2	< 2	< 10	< 2	< 2	< 2	< 2	< 2	< 10	< 2
		May-16	< 2	< 2	< 2	< 2	< 2	< 2	< 10	< 2	< 2	< 2	< 2	< 2	< 10	< 2
		Oct-18	< 2	< 2	< 2	< 2	< 2	< 2	< 10	< 2	< 5	< 2	< 2	< 2	< 10	< 2
		Apr-20	< 0.50	< 0.50	< 0.50	< 1.0	< 2.5	< 2.5	< 5.0	< 0.50	< 2.5	< 0.50	< 0.50	< 0.50	< 5.0	< 0.75
TRY_MW-601S	Overburden	Oct-05	< 1	< 1	**3.1**	< 1	< 1	< 1	< 1	< 1	< 1	**6.4**	**1.4**	< 1	**9.9**	< 1
		Dec-06	< 0.4	< 2	< 2	< 2	< 2	< 2	< 10	< 0.3	< 2	< 2	< 2	< 2	< 10	< 2
		May-07	< 2	< 2	< 2	< 2	< 2	< 2	< 10	< 2	< 2	< 2	< 2	< 2	< 10	< 2
		Jun-08	< 2	< 2	**2.1**	< 2	< 2	< 2	< 10	< 2	< 2	< 2	< 2	< 2	< 10	< 2
		Dec-08	< 2	< 2	< 2	< 2	< 2	< 2	< 10	< 2	< 2	< 2	< 2	< 2	< 10	< 2
		Jun-09	< 2	< 2	< 2	< 2	< 2	< 2	< 10	< 2	< 2	< 2	< 2	< 2	< 10	< 2
		Jun-09 DUP	---	---	---	---	---	---	---	---	---	---	---	---	---	---
		Oct-09	< 2	< 2	< 2	< 2	< 2	< 2	< 10	< 2	< 2	< 2	< 2	< 2	< 10	< 2
		Jun-11	< 2.0	< 2.0	< 2.0	< 2.0	< 2.0	< 2.0	< 10	< 2.0	< 2.0	< 2.0	< 2.0	< 2.0	< 10	< 2.0
		Jun-13	< 2	< 2	< 2	< 2	< 2	< 2	< 10	< 2	< 2	< 2	< 2	< 2	< 10	< 2
		Nov-14	< 2	< 2	< 2	< 2	< 2	< 2	< 10	< 2	< 2	< 2	< 2	< 2	< 10	< 2
		May-16	< 2	< 2	< 2	< 2	< 2	< 2	< 10	< 2	< 2	< 2	< 2	< 2	< 10	< 2
		Nov-18	< 2	< 2	< 2	< 2	< 2	< 2	< 10	< 2	< 5	< 2	< 2	< 2	< 10	< 2
		4/32/20	< 0.50	< 0.50	**0.78**	< 1.0	< 2.5	< 2.5	< 5.0	< 0.50	< 2.5	< 0.50	< 0.50	< 0.50	< 5.0	< 0.75
TRY_MW-601D	Overburden	Oct-05	**1.4**	**1.2**	**9.4**	**1.6**	< 1	< 1	< 1	**3.2**	< 1	< 1	**12**	< 1	**9.5**	< 1
		Dec-06	< 0.4	< 2	**8.7**	< 2	< 2	**59**	< 10	**2.6**	< 2	< 2	**8.4**	< 2	< 10	< 2
		May-07	< 2	< 2	**11**	< 2	< 2	< 2	< 10	**3**	< 2	< 2	**11**	< 2	< 10	< 2
		Jun-08	< 2	< 2	**11**	< 2	< 2	< 2	< 10	**2.5**	< 2	< 2	**5.9**	< 2	< 10	< 2
		Dec-08	< 2	< 2	**15**	< 2	< 2	< 2	< 10	**2.2**	< 2	< 2	**4.5**	< 2	< 10	< 2
		Jun-09	< 2	< 2	**12**	< 2	< 2	< 2	< 10	< 2	< 2	< 2	< 2	< 2	< 10	< 2
		Oct-09	< 2	< 2	**14**	< 2	< 2	< 2	< 10	**2.5**	**3.9 J**	< 2	< 2	< 2	< 10	< 2
		Jun-11	< 2.0	< 2.0	**14**	< 2.0	< 2.0	< 2.0	< 10	< 2.0	< 2.0	< 2.0	< 2.0	< 2.0	< 10	< 2.0
		Jun-13	< 2	< 2	**12**	< 2	< 2	< 2	< 10	< 2	< 2	< 2	< 2	< 2	< 10	< 2
		Nov-14	< 2	**2.4**	**18**	< 2	< 2	< 2	< 10	< 2	< 2	< 2	< 2	< 2	< 10	< 2
		May-16	< 2	< 2	**14**	< 2	< 2	< 2	< 10	< 2	< 2	< 2	< 2	< 2	< 10	< 2
		Nov-18	< 2	< 2	**14**	< 2	< 2	< 2	< 10	< 2	< 5	< 2	< 2	< 2	< 10	< 2
		Apr-20	< 0.50	**1.4**	**16**	< 1.0	< 2.5	< 2.5	< 5.0	**1.4**	< 2.5	< 0.50	< 0.50	< 0.50	< 5.0	< 0.75

TABLE 5A
SUMMARY OF DETECTED COMPOUNDS IN GROUNDWATER SAMPLES
Troy Mills Landfill Superfund Site
Troy, New Hampshire

Monitoring Well ID	Geological Unit of Well Screen	Sampling Event Date	Additional VOCs (µg/L)																Other COCs
			1,1,1-Trichloroethane	1,1-Dichloroethane	1,1-Dichloroethene	1,2-Dichloroethane	1,4-Dichlorobenzene	2-Chlorotoluene	4-Methyl-2-pentanone (MIBK)	Acetone	Carbon Disulfide	Ethylbenzene	Isopropylbenzene (cumene)	sec-Butylbenzene	t-Butanol (TBA)	t-Butylbenzene	Trichlorofluoromethane	m/p-Xylene	o-Xylene	1,4-Dioxane (µg/L)
		ROD ICL	na	na	na	na	na	na	na	na	na	na	na	na	na	na	na	na	na	3
		NH AGQS	200	81	7	5	75	100	2000	6000	70	700	800	260	40	260	2000	10000 [1]	10000 [1]	0.32 [4]
TRY_MW-501X	Overburden	Jun-11	< 2.0	< 2.0	< 2.0	< 2.0	< 2.0	< 2.0	< 10	**12**	< 2.0	< 2.0	< 2.0	< 2.0	< 10	< 2.0	< 2.0	< 2.0	< 2.0	**0.39**
		Jun-13	< 2	< 2	< 2	< 2	< 2	< 2	< 10	**50**	< 2	< 2	< 2	< 2	< 10	< 2	< 2	< 2	< 2	---
		Nov-14	< 2	< 2	< 2	< 2	< 2	< 2	< 10	< 10	< 2	< 2	< 2	< 2	< 10	< 2	< 2	< 2	< 2	< 0.2
		May-16	< 2	< 2	< 2	< 2	< 2	< 2	< 10	**15**	< 2	< 2	< 2	< 2	< 10	< 2	< 2	< 4	< 2	**0.26**
		Nov-18	< 2	< 2	< 1	< 2	< 2	< 2	< 10	< 50	< 2	< 2	< 2	< 2	< 30	< 2	< 2	< 2	< 2	< 0.25
		Apr-20	< 0.50	< 0.75	< 0.50	< 0.50	< 2.5	< 2.5	< 5.0	< 5.0	< 5.0	< 0.50	< 0.50	< 0.50	< 10	< 2.5	< 2.5	< 1.0	< 1.0	< 0.144
TRY_MW-501D	Overburden	Jun-15	< 1	< 1	< 1	< 1	< 1	< 1	< 10	< 25	---	< 1	< 1	< 1	< 25	< 1	< 1	< 2	< 1	**0.25 B**
		May-16	< 2	< 2	< 2	< 2	< 2	< 2	< 10	< 10	< 2	< 2	< 2	< 2	< 10	< 2	< 2	< 4	< 2	---
		Nov-18	< 2	< 2	< 1	< 2	< 2	< 2	< 10	< 50	< 2	< 2	< 2	< 2	< 30	< 2	< 2	< 2	< 2	**0.33**
		Apr-20	< 0.50	< 0.75	< 0.50	< 0.50	< 2.5	< 2.5	< 5.0	< 5.0	< 5.0	< 0.50	< 0.50	< 0.50	< 10	< 2.5	< 2.5	< 1.0	< 1.0	**0.412**
TRY_MW-508	Overburden	Jun-09	< 2	< 2	< 2	< 2	< 2	< 2	< 10	< 10	< 2	< 2	< 2	< 2	< 10	< 2	< 2	< 2	< 2	< 2
		Oct-09	< 2	< 2	< 2	< 2	< 2	< 2	< 10	< 10	---	< 2	< 2	< 2	< 10	< 2	< 2	< 2	< 2	---
TRY_MW-508X	Overburden	Jun-11	< 2	< 2	< 2	< 2	< 2	< 2	< 10	< 10	---	< 2	< 2	< 2	< 10	< 2	< 2	< 2	< 2	< 0.2
		Nov-14	< 2	< 2	< 2	< 2	< 2	< 2	< 10	< 10	< 2	< 2	< 2	< 2	< 10	< 2	< 2	< 2	< 2	< 0.2
		May-16	< 2	< 2	< 2	< 2	< 2	< 2	< 10	< 10	< 2	< 2	< 2	< 2	< 10	< 2	< 2	< 4	< 2	< 0.25
		Oct-18	< 2	< 2	< 1	< 2	< 2	< 2	< 10	< 50	< 2	< 2	< 2	< 2	< 30	< 2	< 2	< 2	< 2	< 0.25
		Apr-20	< 0.50	< 0.75	< 0.50	< 0.50	< 2.5	< 2.5	< 5.0	< 5.0	< 5.0	< 0.50	< 0.50	< 0.50	< 10	< 2.5	< 2.5	< 1.0	< 1.0	< 0.144
TRY_MW-601S	Overburden	Oct-05	< 1	< 1	< 1	< 1	< 1	< 1	< 1	< 1	---	< 1	**12**	**9.6**	---	**1.5**	< 1	< 2	< 1	---
		Dec-06	< 2	< 2	< 2	< 0.4	< 2	< 2	< 10	< 10	---	< 2	< 2	< 2	< 10	< 2	< 2	< 2	< 2	---
		May-07	< 2	< 2	< 2	< 2	< 2	< 2	< 10	< 10	---	< 2	< 2	< 2	< 10	< 2	< 2	< 2	< 2	---
		Jun-08	< 2	< 2	< 2	< 2	< 2	< 2	< 10	< 10	---	< 2	**4.5**	**10**	< 10	< 2	< 2	< 2	< 2	< 2
		Dec-08	< 2	< 2	< 2	< 2	< 2	< 2	< 10	< 10	---	< 2	< 2	**3.8**	< 10	< 2	< 2	< 2	< 2	---
		Jun-09	< 2	< 2	< 2	< 2	< 2	< 2	< 10	< 10	---	< 2	< 2	**4**	< 10	< 2	< 2	< 2	< 2	---
		Jun-09 DUP	---	---	---	---	---	---	---	---	---	---	---	---	---	---	---	---	---	---
		Oct-09	< 2	< 2	< 2	< 2	< 2	< 2	< 10	< 10	---	< 2	< 2	**3.2**	< 10	< 2	< 2	< 2	< 2	---
		Jun-11	< 2.0	< 2.0	< 2.0	< 2.0	< 2.0	< 2.0	< 10	< 10	< 2.0	< 2.0	< 2.0	**6.1**	< 10	< 2.0	< 2.0	< 2.0	< 2.0	---
		Jun-13	< 2	< 2	< 2	< 2	< 2	< 2	< 10	< 10	< 2	< 2	< 2	**3.5**	< 10	< 2	< 2	< 2	< 2	---
		Nov-14	< 2	< 2	< 2	< 2	< 2	< 2	< 10	< 10	< 2	< 2	< 2	**2.6**	< 10	< 2	< 2	< 2	< 2	---
		May-16	< 2	< 2	< 2	< 2	< 2	< 2	< 10	< 10	< 2	< 2	< 2	**3.5**	< 10	< 2	< 2	< 4	< 2	---
		Nov-18	< 2	< 2	< 1	< 2	< 2	< 2	< 10	< 50	< 2	< 2	< 2	**5**	< 30	< 2	< 2	< 2	< 2	< 0.25
		4/32/20	< 0.50	< 0.75	< 0.50	< 0.50	< 2.5	< 2.5	< 5.0	< 5.0	< 5.0	< 0.50	< 0.50	**7.3**	< 10	< 2.5	< 2.5	< 1.0	< 1.0	< 0.150
TRY_MW-601D	Overburden	Oct-05	< 1	< 1	< 1	< 1	< 1	< 1	< 1	**1.1**	---	**51**	**18**	**1.4**	---	**1.2**	< 1	< 2	< 1	---
		Dec-06	< 2	< 2	< 2	< 0.4	< 2	< 2	< 10	< 10	---	**29**	**9.4**	< 2	< 10	< 2	< 2	< 2	< 2	< 2
		May-07	< 2	< 2	< 2	< 2	< 2	< 2	< 10	< 10	---	**39**	**16**	**2.2**	< 10	< 2	< 2	< 2	< 2	---
		Jun-08	< 2	< 2	< 2	< 2	< 2	< 2	< 10	< 10	---	**31**	**11**	**11**	< 10	< 2	< 2	< 2	< 2	< 2
		Dec-08	< 2	< 2	< 2	< 2	< 2	< 2	< 10	< 10	---	**21**	**10**	< 2	< 10	< 2	< 2	< 2	< 2	---
		Jun-09	< 2	< 2	< 2	< 2	< 2	< 2	< 10	< 10	---	**8.5**	**6.8**	< 2	< 10	< 2	< 2	< 2	< 2	---
		Oct-09	< 2	< 2	< 2	< 2	< 2	< 2	< 10	**20**	---	**8.5**	**13**	**2.8**	< 10	< 2	< 2	< 2	< 2	---
		Jun-11	< 2.0	< 2.0	< 2.0	< 2.0	< 2.0	< 2.0	< 10	< 10	< 2.0	**7.6**	**10**	**2.2**	< 10	< 2.0	< 2.0	< 2.0	< 2.0	---
		Jun-13	< 2	< 2	< 2	< 2	< 2	< 2	< 10	< 10	< 2	< 2	**10**	**2.5**	< 10	< 2	< 2	< 2	< 2	---
		Nov-14	< 2	< 2	< 2	< 2	< 2	< 2	< 10	< 10	< 2	**3.3**	**26**	**7.8**	< 10	**2.2**	< 2	< 2	< 2	---
		May-16	< 2	< 2	< 2	< 2	< 2	< 2	< 10	< 10	< 2	**3.8**	**24**	**8.1**	< 10	**2.4**	< 2	< 4	< 2	---
		Nov-18	< 2	< 2	< 1	< 2	< 2	< 2	< 10	< 50	< 2	**2**	**29**	**10**	< 30	**3**	< 2	< 2	< 2	< 0.25
		Apr-20	< 0.50	< 0.75	< 0.50	< 0.50	< 2.5	< 2.5	< 5.0	< 5.0	< 5.0	**2.3**	**35**	**14**	< 10	**3.6**	< 2.5	< 1.0	< 1.0	**0.225**

TABLE 5A
SUMMARY OF DETECTED COMPOUNDS IN GROUNDWATER SAMPLES
Troy Mills Landfill Superfund Site
Troy, New Hampshire

Monitoring Well ID	Geological Unit of Well Screen	Sampling Event Date	SVOCs of Concern (µg/L)						Additional SVOCs (µg/Lug/L)							Metal COCs (mg/L)		Additional Metals (mg/L)					
			Benzo(a)pyrene	Benzo(b)fluoranthene	Bis[Di](2-ethylhexyl) phthalate	Dibenzo(a,h)anthracene	Naphthalene	Pentachlorophenol	3 & 4-Methylphenol	Benzyl butyl phthalate	Di-n-butylphthalate	Benzyl alcohol	4-Chloro-3-methylphenol	2-Methylnaphthalene	Di-n-octylphalate	Arsenic	Manganese	Barium	Cadmium	Chromium	Lead	Selenium	Iron
		ROD ICL	0.2	0.1	6	0.1	20	1	na	na	na	na	na	na	na	0.05	0.3	na	na	na	na	na	na
		NH AGQS	0.2	0.1	6	0.1	100 [3]	1	40 [2]	na	800	na	na	280	na	0.01	0.84	2	0.005	0.1	0.015	0.05	na
TRY_MW-501X	Overburden	Jun-11	< 10	< 10	< 5.0	< 10	< 10	< 20	**11**	< 10	< 10	< 10	< 10	< 10	< 10	< 0.0010	**5.24**	**0.0458**	< 0.0020	< 0.0050	**0.0017**	< 0.0050	**64.4**
		Jun-13	< 10	< 10	< 5	< 10	< 10	---	---	< 10	< 10	---	---	< 10	< 10	---	**1.93**	---	---	---	---	---	---
		Nov-14	< 10	< 10	< 5	< 10	< 10	< 20	< 10	< 10	< 10	< 10	< 10	< 10	< 10	**0.0011**	**3.82 B***	---	---	---	---	---	---
		May-16	< 10	< 10	< 5	< 10	< 10	< 20	< 10	< 10	< 10	< 10	< 10	< 10	< 10	---	**5.78**	---	---	---	---	---	---
		Nov-18	< 0.2	< 0.5	< 5	< 0.5	< 0.5	< 10	< 2	< 5	< 5	< 2	< 2	< 0.5	< 5	< 0.005	**4**	---	---	---	---	---	---
		Apr-20	< 0.10	< 0.10	< 3.0	< 0.10	< 0.10	< 0.80	< 5.0	< 5.0	< 5.0	< 2.0	< 2.0	< 0.10	< 5.0	**0.00108 T**	**2.895 T**	---	---	---	---	---	---
TRY_MW-501D	Overburden	Jun-15	< 0.05	< 0.05	< 5.6	< 0.05	< 0.19	< 0.75	< 18.7	< 9.3	< 9.3	---	---	---	< 9.3	< 0.001	**0.151**	---	---	---	---	---	---
		May-16	< 10	< 10	< 5	< 10	< 10	< 20	< 10	< 10	< 10	< 10	< 10	< 10	< 10	---	**0.1**	---	---	---	---	---	---
		Nov-18	< 0.2	< 0.5	< 5	< 0.5	< 0.5	< 10	< 2	< 5	< 5	< 2	< 2	< 0.5	< 5	< 0.005	**0.1**	---	---	---	---	---	---
		Apr-20	< 0.10	< 0.10	< 3.0	< 0.10	< 0.10	< 0.80	< 5.0	< 5.0	< 5.0	< 2.0	< 2.0	< 0.10	< 5.0	**0.0006**	**0.052**	---	---	---	---	---	---
TRY_MW-508	Overburden	Jun-09	---	---	---	< 10	< 10	< 20	< 10	---	< 10	---	---	< 10	< 10	---	---	---	---	---	---	---	---
		Oct-09	< 10	< 10	< 5	< 10	< 10	< 20	< 10	< 10	< 10	---	---	---	< 10	---	**0.058**	---	---	---	---	---	---
TRY_MW-508X	Overburden	Jun-11	< 10	< 10	< 5	< 10	< 10	< 20	< 10	< 10	< 10	---	---	---	< 10	< 0.001	**0.353**	**0.0357**	< 0.002	< 0.005	< 0.001	< 0.005	**1.47**
		Nov-14	< 10	< 10	< 5	< 10	< 10	< 20	< 10	< 10	< 10	< 10	< 10	< 10	< 10	< 0.001	**0.02 B***	---	---	---	---	---	---
		May-16	< 10	< 10	< 5	< 10	< 10	< 20	< 10	< 10	< 10	---	---	---	< 10	---	**0.015**	---	---	---	---	---	---
		Oct-18	< 0.2	< 0.5	< 5	< 0.5	< 0.5	< 10	< 2	< 5	< 5	< 2	< 2	< 0.5	< 5	< 0.025	< 0.05	---	---	---	---	---	---
		Apr-20	< 0.10	< 0.10	< 3.0	< 0.10	< 0.10	< 0.80	< 5.0	< 5.0	< 5.0	< 2.0	< 2.0	< 0.10	< 5.0	< 0.00050	**0.0139**	---	---	---	---	---	---
TRY_MW-601S	Overburden	Oct-05	< 5	< 5	< 5	< 5	< 5	< 5	< 10	< 5	< 5	---	---	---	< 5	< 0.2	**5.2**	< 0.03	< 0.03	< 0.03	< 0.1	< 0.1	**0.055**
		Dec-06	< 10	< 10	< 10	< 10	< 10	< 25	< 10	< 10	< 10	---	---	---	< 10	< 0.001	**9.85**	**0.0089**	< 0.002	**0.005**	**0.001**	**0.005**	**0.124**
		May-07	< 10	< 10	**11**	< 10	< 10	< 20	< 10	< 10	< 10	---	---	---	< 10	< 0.001	**9.45**	**0.0525**	< 0.002	**0.0071**	**0.0027**	< 0.005	**7.36**
		Jun-08	< 10	< 10	< 5	< 10	< 10	< 20	< 10	< 10	< 10	---	---	---	< 10	< 0.001	**15.7**	**0.0109**	< 0.002	< 0.005	< 0.001	< 0.005	**0.196**
		Dec-08	< 10	< 10	< 5	< 10	< 10	< 20	< 10	< 10	< 10	---	---	---	< 10	---	**14.5**	---	---	---	---	---	---
		Jun-09	< 10	< 10	< 5	< 10	< 10	< 20	< 10	< 10	< 10	---	---	---	< 10	---	**13.8**	---	---	---	---	---	---
		Jun-09 DUP	---	---	---	---	---	---	---	---	---	---	---	---	---	---	---	---	---	---	---	---	---
		Oct-09	< 10	< 10	< 5	< 10	< 10	< 20	< 10	< 10	< 10	---	---	---	< 10	---	**10.7**	---	---	---	---	---	---
		Jun-11	< 10	< 10	< 5.0	< 10	< 10	< 20	< 10	< 10	< 10	< 10	< 10	< 10	< 10	---	**10.8**	---	---	---	---	---	---
		Jun-13	< 10	< 10	< 5	< 10	< 10	---	---	< 10	< 10	---	---	< 10	< 10	---	**8.02**	---	---	---	---	---	---
		Nov-14	< 10	< 10	< 5	< 10	< 10	< 20	< 10	< 10	< 10	< 10	< 10	< 10	< 10	< 0.001	**5.01**	---	---	---	---	---	---
		May-16	< 10	< 10	< 5	< 10	< 10	< 20	< 10	< 10	< 10	< 10	< 10	< 10	< 10	---	**7.36**	---	---	---	---	---	---
		Nov-18	< 0.2	< 0.5	< 5	< 0.5	< 0.5	< 10	< 2	< 5	< 5	< 2	< 2	< 0.5	< 5	< 0.025	**11**	---	---	---	---	---	---
		4/32/20	< 0.10	< 0.10	< 3.0	< 0.10	< 0.10	< 0.80	< 5.0	< 5.0	< 5.0	< 2.0	< 2.0	< 0.10	< 5.0	< 0.00050	**11.63**	---	---	---	---	---	---
TRY_MW-601D	Overburden	Oct-05	< 5	< 5	< 5	< 5	< 5	< 5	< 10	< 5	< 5	---	---	---	< 5	**0.0014**	**0.884**	< 0.03	< 0.03	< 0.03	< 0.1	< 0.1	**1.8**
		Dec-06	< 10	< 10	< 10	< 10	< 10	< 25	< 10	< 10	< 10	---	---	---	< 10	**0.0014**	**0.884**	**0.0148**	< 0.002	**0.005**	**0.001**	**0.005**	**2.26**
		May-07	< 10	< 10	< 10	< 10	< 10	< 20	< 10	< 10	< 10	---	---	---	< 10	**0.0012**	**0.821**	**0.0161**	< 0.002	< 0.005	< 0.001	< 0.005	**1.72**
		Jun-08	< 10	< 10	< 5	< 10	< 10	< 20	< 10	< 10	< 10	---	---	---	< 10	**0.0012**	**0.821**	**0.013**	< 0.002	< 0.005	< 0.001	< 0.005	**2.32**
		Dec-08	< 10	< 10	< 5	< 10	< 10	< 20	< 10	< 10	< 10	---	---	---	< 10	---	**0.935**	---	---	---	---	---	---
		Jun-09	< 10	< 10	< 5	< 10	< 10	< 20	< 10	< 10	< 10	---	---	---	< 10	---	**0.901**	---	---	---	---	---	---
		Oct-09	< 10	< 10	< 5	< 10	< 10	< 20	< 10	< 10	< 10	---	---	---	< 10	---	**0.939**	---	---	---	---	---	---
		Jun-11	< 10	< 10	< 5.0	< 10	< 10	< 20	< 10	< 10	< 10	< 10	< 10	< 10	< 10	---	**1.03**	---	---	---	---	---	---
		Jun-13	< 10	< 10	< 5	< 10	< 10	---	---	< 10	< 10	---	---	< 10	< 10	---	**1.18**	---	---	---	---	---	---
		Nov-14	< 10	< 10	< 5	< 10	< 10	< 20	< 10	< 10	< 10	< 10	< 10	< 10	< 10	**0.0012**	**1.35**	---	---	---	---	---	---
		May-16	< 10	< 10	< 5	< 10	< 10	< 20	< 10	< 10	< 10	< 10	< 10	< 10	< 10	---	**1.3**	---	---	---	---	---	---
		Nov-18	< 0.2	< 0.5	< 5	< 0.5	< 0.5	< 10	< 2	< 5	< 5	< 2	< 2	< 0.5	< 5	< 0.005	**1.5**	---	---	---	---	---	---
		Apr-20	< 0.10	< 0.10	< 3.0	< 0.10	**0.32**	< 0.80	< 5.0	< 5.0	< 5.0	< 2.0	< 2.0	< 0.10	< 5.0	**0.00088**	**1.701**	---	---	---	---	---	---

TABLE 5A
SUMMARY OF DETECTED COMPOUNDS IN GROUNDWATER SAMPLES
Troy Mills Landfill Superfund Site
Troy, New Hampshire

Monitoring Well ID	Geological Unit of Well Screen	Sampling Event Date	VOCs of Concern (µg/L)													
			Tetrachloroethene	Trichloroethene	cis-1,2-Dichloroethene	Vinyl Chloride	1,2,4-Trimethylbenzene	1,3,5-Trimethylbenzene	2-Butanone(MEK)	Benzene	Naphthalene	n-Butylbenzene	n-Propylbenzene	p-Isopropyltoluene (4-cymene)	Tetrahydrofuran(THF)	Toluene
		ROD ICL	5	5	70	2	330	330	4000	5	20	260	260	260	154	1000
		NH AGQS	5	5	70	2	330	330	4000	5	100 [3]	260	260	260	600	1000
TRY_MW-602B	Bedrock	Oct-05	< 1	< 1	**10**	< 1	**47**	**11**	< 1	**1.6**	**19**	**7.4**	**9.6**	< 1	**42**	< 1
		Dec-06	< 0.4	< 2	**3**	< 2	**2**	**4.1**	< 10	< 0.3	**9.5**	**4.7**	**4.7**	< 2	< 10	< 2
		May-07	< 2	< 2	**2.1**	< 2	**6.8**	**4.9**	< 10	< 2	**8.1**	**2.8**	**4.8**	**3**	< 10	< 2
		Jun-08	< 2	< 2	**2.6**	< 2	**23**	< 2	< 10	< 2	**6.8**	**8.1**	**10**	< 2	< 10	< 2
		Dec-08	< 2	< 2	< 2	< 2	< 2	< 2	< 10	< 2	< 2	< 2	< 2	< 2	< 10	< 2
		Jun-09	< 2	< 2	< 2	< 2	**6.9**	< 2	< 10	< 2	< 2	< 2	< 2	< 2	< 10	< 2
		Oct-09	< 2	< 2	< 2	< 2	< 2	< 2	< 10	< 2	**4.8 J***	< 2	< 2	< 2	< 10	< 2
		Jun-11	< 2.0	< 2.0	< 2.0	< 2.0	**19**	< 2.0	< 10	< 2.0	< 2.0	< 2.0	**3.3**	< 2.0	< 10	< 2.0
		Nov-14	< 2	< 2	< 2	< 2	< 2	< 2	< 10	< 2	< 2	< 2	< 2	< 2	< 10	< 2
		May-16	< 2	< 2	< 2	< 2	**2.8**	< 2	< 10	< 2	< 2	< 2	< 2	< 2	< 10	< 2
		Oct-18	< 2	< 2	< 2	< 2	< 2	< 2	< 10	< 2	< 5	< 2	< 2	< 2	< 10	< 2
		Apr-20	< 0.50	< 0.50	< 0.50	< 1.0	< 2.5	< 2.5	< 5.0	< 0.50	< 2.5	< 0.50	< 0.50	< 0.50	< 5.0	< 0.75
TRY_MW-701	Bedrock	Dec-06	< 2	< 2	< 2	< 2	< 2	< 2	< 10	< 2	< 2	< 2	< 2	< 2	< 10	< 2
		May-07	---	---	---	---	---	---	---	---	---	---	---	---	---	---
		Jun-08	< 2	< 2	< 2	< 2	< 2	< 2	< 10	< 2	< 2	< 2	< 2	< 2	< 10	< 2
		Dec-08	< 2	< 2	< 2	< 2	< 2	< 2	< 10	< 2	< 2	< 2	< 2	< 2	< 10	< 2
		Jun-09	< 2	< 2	< 2	< 2	< 2	< 2	< 10	< 2	< 2	< 2	< 2	< 2	< 10	< 2
		Oct-09	< 2	< 2	< 2	< 2	< 2	< 2	< 10	< 2	< 2	< 2	< 2	< 2	< 10	< 2
		Jun-11	< 2	< 2	< 2	< 2	< 2	< 2	< 10	< 2	< 2	< 2	< 2	< 2	< 10	< 2
		Jun-13	< 2	< 2	< 2	< 2	< 2	< 2	< 10	< 2	< 2	< 2	< 2	< 2	< 10	< 2
		Nov-14	< 2	< 2	< 2	< 2	< 2	< 2	< 10	< 2	< 2	< 2	< 2	< 2	< 10	< 2
		May-16	< 2	< 2	< 2	< 2	< 2	< 2	< 10	< 2	< 2	< 2	< 2	< 2	< 10	< 2
		Oct-18	< 2	< 2	< 2	< 2	< 2	< 2	< 10	< 2	< 5	< 2	< 2	< 2	< 10	< 2
		Apr-20	< 0.50	< 0.50	< 0.50	< 1.0	< 2.5	< 2.5	< 5.0	< 0.50	< 2.5	< 0.50	< 0.50	< 0.50	< 5.0	< 0.75
TRY_MW-702S	Overburden	Dec-06	< 0.4	< 2	< 2	< 2	< 2	< 2	< 10	< 0.3	< 2	< 2	< 2	< 2	< 10	< 2
		May-07	---	---	---	---	---	---	---	---	---	---	---	---	---	---
		Jun-08	< 2	< 2	< 2	< 2	< 2	< 2	< 10	< 2	< 2	< 2	< 2	< 2	< 10	< 2
		Oct-09	< 2	< 2	< 2	< 2	< 2	< 2	< 10	< 2	< 2	< 2	< 2	< 2	< 10	< 2
TRY_MW-702SX	Overburden	Jun-11	< 2	< 2	< 2	< 2	< 2	< 2	< 10	< 2	< 2	< 2	< 2	< 2	< 10	< 2
		Nov-14	< 2	< 2	< 2	< 2	< 2	< 2	< 10	< 2	< 2	< 2	< 2	< 2	< 10	< 2
		Jun-15	---	---	---	---	---	---	---	---	---	---	---	---	---	---
		Jun-15 (resample)	---	---	---	---	---	---	---	---	---	---	---	---	---	---
		May-16	< 2	< 2	< 2	< 2	< 2	< 2	< 10	< 2	< 2	< 2	< 2	< 2	< 10	< 2
		Oct-18	< 2	< 2	< 2	< 2	< 2	< 2	< 10	< 2	< 5	< 2	< 2	< 2	< 10	< 2
		Apr-20	< 0.50	< 0.50	< 0.50	< 1.0	< 2.5	< 2.5	< 5.0	< 0.50	< 2.5	< 0.50	< 0.50	< 0.50	< 5.0	< 0.75

TABLE 5A
SUMMARY OF DETECTED COMPOUNDS IN GROUNDWATER SAMPLES
Troy Mills Landfill Superfund Site
Troy, New Hampshire

Monitoring Well ID	Geological Unit of Well Screen	Sampling Event Date	Additional VOCs (µg/L)																	Other COCs
			1,1,1-Trichloroethane	1,1-Dichloroethane	1,1-Dichloroethene	1,2-Dichloroethane	1,4-Dichlorobenzene	2-Chlorotoluene	4-Methyl-2-pentanone (MIBK)	Acetone	Carbon Disulfide	Ethylbenzene	Isopropylbenzene (cumene)	sec-Butylbenzene	t-Butanol (TBA)	t-Butylbenzene	Trichlorofluoromethane	m/p-Xylene	o-Xylene	1,4-Dioxane (µg/L)
		ROD ICL	na	na	na	na	na	na	na	na	na	na	na	na	na	na	na	na	na	3
		NH AGQS	200	81	7	5	75	100	2000	6000	70	700	800	260	40	260	2000	10000 [1]	10000 [1]	0.32 [4]
TRY_MW-602B	Bedrock	Oct-05	**1.2**	**2**	< 1	< 1	< 1	< 1	< 1	< 1	---	**17**	**13**	**9.8**	---	**1.4**	< 1	**5.5**	< 1	---
		Dec-06	< 2	< 2	< 2	< 0.4	< 2	< 2	< 10	< 10	---	**5.2**	**6.9**	**11**	< 10	< 2	< 2	< 2	< 2	< 2
		May-07	< 2	< 2	< 2	< 2	< 2	< 2	< 10	< 10	---	**5.9**	**6.8**	**11**	< 10	< 2	< 2	< 2	< 2	---
		Jun-08	< 2	< 2	< 2	< 2	< 2	< 2	< 10	< 10	---	**14**	**11**	**19**	< 10	**2.7**	< 2	< 2	< 2	< 2
		Dec-08	< 2	< 2	< 2	< 2	< 2	< 2	< 10	< 10	---	**21**	**10**	**10**	< 10	< 2	< 2	< 2	< 2	---
		Jun-09	< 2	< 2	< 2	< 2	< 2	< 2	< 10	< 10	---	< 2	**2**	**11**	< 10	**2**	< 2	< 2	< 2	---
		Oct-09	< 2	< 2	< 2	< 2	< 2	< 2	< 10	< 10	---	< 2	< 2	**11**	< 10	**2.3**	< 2	< 2	< 2	---
		Jun-11	< 2.0	< 2.0	< 2.0	< 2.0	< 2.0	< 2.0	< 10	< 10	< 2.0	**3.4**	**3.3**	**13**	< 10	**2.5**	< 2.0	< 2.0	< 2.0	---
		Nov-14	< 2	< 2	< 2	< 2	< 2	< 2	< 10	< 10	< 2	< 2	< 2	**8**	< 10	< 2	< 2	< 2	< 2	---
		May-16	< 2	< 2	< 2	< 2	< 2	< 2	< 10	< 10	< 2	< 2	< 2	**6.9**	< 10	< 2	< 2	< 4	< 2	---
		Oct-18	< 2	< 2	< 1	< 2	< 2	< 2	< 10	< 50	< 2	< 2	< 2	**9**	< 30	**2**	< 2	< 2	< 2	< 0.25
		Apr-20	< 0.50	< 0.75	< 0.50	< 0.50	< 2.5	< 2.5	< 5.0	< 5.0	< 5.0	< 0.50	**0.62**	**7.4**	< 10	< 2.5	< 2.5	< 1.0	< 1.0	< 0.134
TRY_MW-701	Bedrock	Dec-06	< 2	< 2	< 2	< 2	< 2	< 2	< 10	< 10	---	< 2	< 2	< 2	< 10	< 2	< 2	< 2	< 2	---
		May-07	---	---	---	---	---	---	---	---	---	---	---	---	---	---	---	---	---	---
		Jun-08	< 2	< 2	< 2	< 2	< 2	< 2	< 10	< 10	---	< 2	< 2	< 2	< 10	< 2	< 2	< 2	< 2	---
		Dec-08	< 2	< 2	< 2	< 2	< 2	< 2	< 10	< 10	---	< 2	< 2	< 2	< 10	< 2	< 2	< 2	< 2	---
		Jun-09	< 2	< 2	< 2	< 2	< 2	< 2	< 10	< 10	---	< 2	< 2	< 2	< 10	< 2	< 2	< 2	< 2	---
		Oct-09	< 2	< 2	< 2	< 2	< 2	< 2	< 10	< 10	---	< 2	< 2	< 2	< 10	< 2	< 2	< 2	< 2	---
		Jun-11	< 2	< 2	< 2	< 2	< 2	< 2	< 10	< 10	---	< 2	< 2	< 2	< 10	< 2	< 2	< 2	< 2	---
		Jun-13	< 2	< 2	< 2	< 2	< 2	< 2	< 10	< 10	< 2	< 2	< 2	< 2	< 10	< 2	< 2	< 2	< 2	---
		Nov-14	< 2	< 2	< 2	< 2	< 2	< 2	< 10	< 10	< 2	< 2	< 2	< 2	< 10	< 2	< 2	< 2	< 2	---
		May-16	< 2	< 2	< 2	< 2	< 2	< 2	< 10	< 10	< 2	< 2	< 2	< 2	< 10	< 2	< 2	< 4	< 2	---
		Oct-18	< 2	< 2	< 1	< 2	< 2	< 2	< 10	< 50	< 2	< 2	< 2	< 2	< 30	< 2	< 2	< 2	< 2	< 0.25
		Apr-20	< 0.50	< 0.75	< 0.50	< 0.50	< 2.5	< 2.5	< 5.0	< 5.0	< 5.0	< 0.50	< 0.50	< 0.50	< 10	< 2.5	< 2.5	< 1.0	< 1.0	< 0.144
TRY_MW-702S	Overburden	Dec-06	< 2	< 2	< 2	< 2	< 2	< 2	< 10	< 10	---	< 2	< 2	< 2	< 10	< 2	< 2	< 2	< 2	---
		May-07	---	---	---	---	---	---	---	---	---	---	---	---	---	---	---	---	---	---
		Jun-08	< 2	< 2	< 2	< 2	< 2	< 2	< 10	< 10	---	< 2	< 2	< 2	< 10	< 2	< 2	< 2	< 2	---
		Oct-09	< 2	< 2	< 2	< 2	< 2	< 2	< 10	< 10	---	< 2	< 2	< 2	< 10	< 2	< 2	< 2	< 2	< 2
TRY_MW-702SX	Overburden	Jun-11	< 2	< 2	< 2	< 2	< 2	< 2	< 10	< 10	---	< 2	< 2	< 2	< 10	< 2	< 2	< 2	< 2	< 0.2
		Nov-14	< 2	< 2	< 2	< 2	< 2	< 2	< 10	< 10	< 2	< 2	< 2	< 2	< 10	< 2	< 2	< 2	< 2	< 0.2
		Jun-15	---	---	---	---	---	---	---	---	---	---	---	---	---	---	---	---	---	---
		Jun-15 (resample)	---	---	---	---	---	---	---	---	---	---	---	---	---	---	---	---	---	---
		May-16	< 2	< 2	< 2	< 2	< 2	< 2	< 10	< 10	< 2	< 2	< 2	< 2	< 10	< 2	< 2	< 4	< 2	< 0.25
		Oct-18	< 2	< 2	< 1	< 2	< 2	< 2	< 10	< 50	< 2	< 2	< 2	< 2	< 30	< 2	< 2	< 2	< 2	< 0.25
		Apr-20	< 0.50	< 0.75	< 0.50	< 0.50	< 2.5	< 2.5	< 5.0	< 5.0	< 5.0	< 0.50	< 0.50	< 0.50	< 10	< 2.5	< 2.5	< 1.0	< 1.0	< 0.144

TABLE 5A
SUMMARY OF DETECTED COMPOUNDS IN GROUNDWATER SAMPLES
Troy Mills Landfill Superfund Site
Troy, New Hampshire

Monitoring Well ID	Geological Unit of Well Screen	Sampling Event Date	SVOCs of Concern (µg/L)						Additional SVOCs (µg/Lug/L)							Metal COCs (mg/L)		Additional Metals (mg/L)					
			Benzo(a)pyrene	Benzo(b)fluoranthene	Bis[Di](2-ethylhexyl) phthalate	Dibenzo(a,h)anthracene	Naphthalene	Pentachlorophenol	3 & 4-Methylphenol	Benzyl butyl phthalate	Di-n-butylphthalate	Benzyl alcohol	4-Chloro-3-methylphenol	2-Methylnaphthalene	Di-n-octylphalate	Arsenic	Manganese	Barium	Cadmium	Chromium	Lead	Selenium	Iron
		ROD ICL	0.2	0.1	6	0.1	20	1	na	na	na	na	na	na	na	0.05	0.3	na	na	na	na	na	na
		NH AGQS	0.2	0.1	6	0.1	100 [3]	1	40 [2]	na	800	na	na	280	na	0.01	0.84	2	0.005	0.1	0.015	0.05	na
TRY_MW-602B	Bedrock	Oct-05	< 5	< 5	< 5	< 5	**10**	< 5	< 10	< 5	< 5	---	---	---	< 5	< 0.2	**9.3**	< 0.03	< 0.03	< 0.03	< 0.1	< 0.1	**12**
		Dec-06	< 10	< 10	< 10	< 10	< 10	< 25	< 10	< 10	< 10	---	---	---	< 10	**0.0041**	**8.44**	**0.0266**	< 0.002	**0.005**	**0.001**	**0.005**	**8.48**
		May-07	< 10	< 10	< 10	< 10	< 10	< 20	< 10	< 10	< 10	---	---	---	< 10	**0.0034**	**6.91**	**0.0269**	< 0.002	< 0.005	< 0.001	< 0.005	**6.3**
		Jun-08	< 10	< 10	< 5	< 10	< 10	< 20	< 10	< 10	< 10	---	---	---	< 10	**0.0024**	**8.52**	**0.0298**	< 0.002	< 0.005	< 0.001	< 0.005	**9.53**
		Dec-08	< 10	< 10	< 5	< 10	< 10	< 20	< 10	< 10	< 10	---	---	---	< 10	---	**7.65**	---	---	---	---	---	---
		Jun-09	< 10	< 10	< 5	< 10	< 10	< 20	< 10	< 10	< 10	---	---	---	< 10	---	**7.16**	---	---	---	---	---	---
		Oct-09	< 10	< 10	< 5	< 10	< 10	< 20	< 10	< 10	< 10	---	---	---	< 10	---	**6.58**	---	---	---	---	---	---
		Jun-11	< 10	< 10	< 5.0	< 10	< 10	< 20	< 10	< 10	< 10	< 10	< 10	< 10	< 10	---	**6.67**	---	---	---	---	---	---
		Nov-14	< 10	< 10	< 5	< 10	< 10	< 20	< 10	< 10	< 10	< 10	< 10	< 10	< 10	**0.0033**	**6.81**	---	---	---	---	---	---
		May-16	< 10	< 10	< 5	< 10	< 10	< 20	< 10	< 10	< 10	< 10	< 10	< 10	< 10	---	**7.31**	---	---	---	---	---	---
		Oct-18	< 0.2	< 0.5	< 5	< 0.5	< 0.5	< 10	< 2	< 5	< 5	< 2	< 2	< 0.5	< 5	< 0.005	**8.8**	---	---	---	---	---	---
		Apr-20	< 0.10	< 0.10	< 3.0	< 0.10	< 0.10	< 0.80	< 5.0	< 5.0	< 5.0	< 2.0	< 2.0	< 0.10	< 5.0	**0.00514**	**7.457**	---	---	---	---	---	---
TRY_MW-701	Bedrock	Dec-06	< 10	< 10	< 10	< 10	< 10	< 25	< 10	< 10	< 10	---	---	---	< 10	**0.001**	**0.037**	**0.0101**	< 0.002	**0.005**	**0.001**	**0.005**	**0.244**
		May-07	---	---	---	---	---	---	---	---	---	---	---	---	---	< 0.001	**0.023**	**0.0093**	< 0.002	< 0.005	< 0.001	< 0.005	**0.088**
		Jun-08	< 10	< 10	< 5	< 10	< 10	< 20	< 10	< 10	< 10	---	---	---	< 10	< 0.001	**0.018**	**0.0129**	< 0.002	< 0.005	< 0.001	< 0.005	< 0.05
		Dec-08	< 10	< 10	< 5	< 10	< 10	< 20	< 10	< 10	< 10	---	---	---	< 10	< 0.001	**0.025**	---	---	---	---	---	---
		Jun-09	< 10	< 10	< 5	< 10	< 10	< 20	< 10	< 10	< 10	---	---	---	< 10	---	**0.02**	---	---	---	---	---	---
		Oct-09	< 10	< 10	< 5	< 10	< 10	< 20	< 10	< 10	< 10	---	---	---	< 10	---	**0.02**	---	---	---	---	---	---
		Jun-11	< 10	< 10	< 5	< 10	< 10	< 20	< 10	< 10	< 10	---	---	---	< 10	---	**0.016**	---	---	---	---	---	---
		Jun-13	< 10	< 10	< 5	< 10	< 10	---	---	< 10	< 10	---	---	< 10	< 10	---	**0.019**	---	---	---	---	---	---
		Nov-14	< 10	< 10	< 5	< 10	< 10	< 20	< 10	< 10	< 10	< 10	< 10	< 10	< 10	< 0.001	**0.018**	---	---	---	---	---	---
		May-16	< 10	< 10	< 5	< 10	< 10	< 20	< 10	< 10	< 10	< 10	< 10	< 10	< 10	---	**0.013**	---	---	---	---	---	---
		Oct-18	< 0.2	< 0.5	< 5	< 0.5	< 0.5	< 10	< 2	< 5	< 5	< 2	< 2	< 0.5	< 5	< 0.025	< 0.05	---	---	---	---	---	---
		Apr-20	< 0.10	< 0.10	< 3.0	< 0.10	< 0.10	< 0.80	< 5.0	< 5.0	< 5.0	< 2.0	< 2.0	< 0.10	< 5.0	< 0.00050	**0.0134**	---	---	---	---	---	---
TRY_MW-702S	Overburden	Dec-06	< 10	< 10	< 10	< 10	< 10	< 25	< 10	< 10	< 10	---	---	---	< 10	**0.001**	**1.45**	**0.0227**	< 0.002	**0.005**	**0.001**	**0.005**	**3.06**
		May-07	---	---	---	---	---	---	---	---	---	---	---	---	---	< 0.001	**0.555**	**0.0272**	< 0.002	< 0.005	< 0.001	< 0.005	**2.22**
		Jun-08	< 10	< 10	< 5	< 10	< 10	< 20	< 10	< 10	< 10	---	---	---	< 10	< 0.001	**0.254**	**0.0423**	< 0.002	< 0.005	< 0.001	< 0.005	**0.281**
		Oct-09	< 10	< 10	< 5	< 10	< 10	< 20	< 10	< 10	< 10	---	---	---	< 10	---	**0.185**	---	---	---	---	---	---
TRY_MW-702SX	Overburden	Jun-11	< 10	< 10	< 5	< 10	< 10	< 20	< 10	< 10	< 10	---	---	---	< 10	< 0.001	**0.039**	**0.0222**	< 0.002	< 0.005	< 0.001	< 0.005	**0.112**
		Nov-14	< 10	< 10	**16**	< 10	< 10	< 20	< 10	**10**	< 10	< 10	< 10	< 10	< 10	< 0.001	**0.025**	---	---	---	---	---	---
		Jun-15	< 0.05	< 0.05	**7.4 B**	< 0.05	< 0.19	< 0.75	< 18.9	< 9.4	< 9.4	---	---	---	< 9.4	---	---	---	---	---	---	---	---
		Jun-15 (resample)	---	---	< 5	---	---	---	< 18.9	< 5	< 5	---	---	---	< 5	---	---	---	---	---	---	---	---
		May-16	< 10	< 10	< 5	< 10	< 10	< 20	< 10	< 10	< 10	< 10	< 10	< 10	< 10	---	**0.017**	---	---	---	---	---	---
		Oct-18	< 0.2	< 0.5	< 5	< 0.5	< 0.5	< 10	< 2	< 5	< 5	< 2	< 2	< 0.5	< 5	< 0.005	**0.05**	---	---	---	---	---	---
		Apr-20	< 0.10	< 0.10	< 3.0	< 0.10	< 0.10	< 0.80	< 5.0	< 5.0	< 5.0	< 2.0	< 2.0	< 0.10	< 5.0	< 0.00050	**0.0111**	---	---	---	---	---	---

TABLE 5A
SUMMARY OF DETECTED COMPOUNDS IN GROUNDWATER SAMPLES
Troy Mills Landfill Superfund Site
Troy, New Hampshire

Monitoring Well ID	Geological Unit of Well Screen	Sampling Event Date	VOCs of Concern (µg/L)													
			Tetrachloroethene	Trichloroethene	cis-1,2-Dichloroethene	Vinyl Chloride	1,2,4-Trimethylbenzene	1,3,5-Trimethylbenzene	2-Butanone(MEK)	Benzene	Naphthalene	n-Butylbenzene	n-Propylbenzene	p-Isopropyltoluene (4-cymene)	Tetrahydrofuran(THF)	Toluene
		ROD ICL	5	5	70	2	330	330	4000	5	20	260	260	260	154	1000
		NH AGQS	5	5	70	2	330	330	4000	5	100 [3]	260	260	260	600	1000
TRY_MW-702D	Bedrock	Dec-06	< 2	< 2	< 2	< 2	< 2	< 2	< 10	< 2	< 2	< 2	< 2	< 2	< 10	< 2
		May-07	---	---	---	---	---	---	---	---	---	---	---	---	---	---
		Jun-08	< 2	< 2	< 2	< 2	< 2	< 2	< 10	< 2	< 2	< 2	< 2	< 2	< 10	< 2
		Oct-09, 25.9'	< 2	< 2	< 2	< 2	< 2	< 2	< 10	< 2	< 2	< 2	< 2	< 2	< 10	< 2
		Oct-09, 35.9'	< 2	< 2	< 2	< 2	< 2	< 2	< 10	< 2	< 2	< 2	< 2	< 2	< 10	< 2
		Oct-09, 44.4'	< 2	< 2	< 2	< 2	< 2	< 2	< 10	< 2	< 2	< 2	< 2	< 2	< 10	< 2
		Apr-10, 25.9'	---	---	---	---	---	---	---	---	---	---	---	---	---	---
		Apr-10, 25.9' DUP	---	---	---	---	---	---	---	---	---	---	---	---	---	---
		Jun-11	< 2	< 2	< 2	< 2	< 2	< 2	< 10	< 2	< 2	< 2	< 2	< 2	< 10	< 2
		Nov-14	< 2	< 2	< 2	< 2	< 2	< 2	< 10	< 2	< 2	< 2	< 2	< 2	< 10	< 2
		Jun-15	---	---	---	---	---	---	---	---	---	---	---	---	---	---
		Jun-15 (resample)	---	---	---	---	---	---	---	---	---	---	---	---	---	---
		May-16	< 2	< 2	< 2	< 2	< 2	< 2	< 10	< 2	< 2	< 2	< 2	< 2	< 10	< 2
		Oct-18	< 2	< 2	< 2	< 2	< 2	< 2	< 10	< 2	< 5	< 2	< 2	< 2	< 10	< 2
		Apr-20	< 0.50	< 0.50	< 0.50	< 1.0	< 2.5	< 2.5	< 5.0	< 0.50	< 2.5	< 0.50	< 0.50	< 0.50	< 5.0	< 0.75
TRY_MW-801	Overburden	Jun-11	< 2.0	< 2.0	< 2.0	< 2.0	< 2.0	< 2.0	< 10	< 2.0	< 2.0	< 2.0	< 2.0	< 2.0	< 10	< 2.0
		Jun-13	< 2	< 2	< 2	< 2	< 2	< 2	< 10	< 2	< 2	< 2	< 2	< 2	< 10	< 2
		Nov-14	< 2	< 2	< 2	< 2	< 2	< 2	< 10	< 2	< 2	< 2	< 2	< 2	< 10	< 2
		May-16	< 2	< 2	< 2	< 20	< 20	< 20	< 10	< 2	< 2	< 2	< 2	< 2	< 10	< 2
		Nov-18	< 2	< 2	< 2	< 2	< 2	< 2	< 10	< 2	< 5	< 2	< 2	< 2	< 10	< 2
		Apr-20	< 0.50	< 0.50	**0.72**	< 1.0	< 2.5	< 2.5	< 5.0	< 0.50	< 2.5	< 0.50	< 0.50	< 0.50	< 5.0	< 0.75
TRY_MW-802	Overburden	Jun-11	< 2	< 2	< 2	< 2	**148 J***	**12 J***	< 10	< 2	**8.4 J***	**11 J***	**17 J***	**7.9 J***	< 10	< 2
		Jun-13	< 2	< 2	< 2	< 2	**7**	< 2	< 10	< 2	**2.3**	< 2	< 2	**3.7**	< 10	< 2
		Nov-14	< 2	< 2	< 2	< 2	< 2	< 2	< 10	< 2	< 2	< 2	< 2	< 2	< 10	< 2
		May-16	< 2	< 2	< 2	< 2	< 2	< 2	< 10	< 2	< 2	**3.6**	< 2	**2**	< 10	< 2
		Nov-18	< 2	< 2	< 2	< 2	< 2	< 2	< 10	< 2	< 5	< 2	< 2	< 2	< 10	< 2
		Apr-20	< 0.50	< 0.50	**1.3**	< 1.0	< 2.5	< 2.5	< 5.0	< 0.50	< 2.5	< 0.50	< 0.50	< 0.50	< 5.0	< 0.75
TRY_MW-803	Overburden	Jun-11	< 2.0	< 2.0	< 2.0	< 2.0	**12**	**5**	< 10	< 2.0	**2**	**2.5**	< 2.0	< 2.0	< 10	**2**
		Jun-13	< 10	< 10	< 10	< 10	**664**	**222**	< 50	< 10	**42**	< 10	**61**	**24**	< 50	**118**
		Jun-15	< 1	< 1	**1.6**	< 1	**130**	**25.2**	< 10	**1.2**	**2.2**	< 1	**13.9**	**4.8**	< 5	< 1
		May-16	< 2	< 2	< 2	< 2	**28**	**18**	< 10	< 2	**2**	< 2	**3.5**	< 2	< 10	**5.4**
		Nov-18	< 2	< 2	< 2	< 2	< 2	< 2	< 10	< 2	< 5	< 2	< 2	< 2	< 10	< 2
		Apr-20	< 0.50	< 0.50	**0.97**	< 1.0	< 2.5	< 2.5	< 5.0	**1.4**	< 2.5	< 0.50	< 0.50	< 0.50	< 5.0	< 0.75

TABLE 5A
SUMMARY OF DETECTED COMPOUNDS IN GROUNDWATER SAMPLES
Troy Mills Landfill Superfund Site
Troy, New Hampshire

Monitoring Well ID	Geological Unit of Well Screen	Sampling Event Date	Additional VOCs (µg/L)																Other COCs
			1,1,1-Trichloroethane	1,1-Dichloroethane	1,1-Dichloroethene	1,2-Dichloroethane	1,4-Dichlorobenzene	2-Chlorotoluene	4-Methyl-2-pentanone (MIBK)	Acetone	Carbon Disulfide	Ethylbenzene	Isopropylbenzene (cumene)	sec-Butylbenzene	t-Butanol (TBA)	t-Butylbenzene	Trichlorofluoromethane	m/p-Xylene	o-Xylene	1,4-Dioxane (µg/L)
		ROD ICL	na	na	na	na	na	na	na	na	na	na	na	na	na	na	na	na	na	3
		NH AGQS	200	81	7	5	75	100	2000	6000	70	700	800	260	40	260	2000	10000 [1]	10000 [1]	0.32 [4]
TRY_MW-702D	Bedrock	Dec-06	< 2	< 2	< 2	< 0.4	< 2	< 2	< 10	< 10	---	< 2	< 2	< 2	< 10	< 2	< 2	< 2	< 2	---
		May-07	---	---	---	---	---	---	---	---	---	---	---	---	---	---	---	---	---	---
		Jun-08	< 2	< 2	< 2	< 2	< 2	< 2	< 10	< 10	---	< 2	< 2	< 2	< 10	< 2	< 2	< 2	< 2	---
		Oct-09, 25.9'	< 2	< 2	< 2	< 2	< 2	< 2	< 10	< 10	---	< 2	< 2	< 2	< 10	< 2	< 2	< 2	< 2	< 2
		Oct-09, 35.9'	< 2	< 2	< 2	< 2	< 2	< 2	< 10	< 10	---	< 2	< 2	< 2	< 10	< 2	< 2	< 2	< 2	< 2
		Oct-09, 44.4'	< 2	< 2	< 2	< 2	< 2	< 2	< 10	< 10	---	< 2	< 2	< 2	< 10	< 2	< 2	< 2	< 2	< 2
		Apr-10, 25.9'	---	---	---	---	---	---	---	---	---	---	---	---	---	---	---	---	---	---
		Apr-10, 25.9' DUP	---	---	---	---	---	---	---	---	---	---	---	---	---	---	---	---	---	---
		Jun-11	< 2	< 2	< 2	< 2	< 2	< 2	< 10	< 10	---	< 2	< 2	< 2	< 10	< 2	< 2	< 2	< 2	---
		Nov-14	< 2	< 2	< 2	< 2	< 2	< 2	< 10	< 10	< 2	< 2	< 2	< 2	< 10	< 2	< 2	< 2	< 2	< 0.2
		Jun-15	---	---	---	---	---	---	---	---	---	---	---	---	---	---	---	---	---	---
		Jun-15 (resample)	---	---	---	---	---	---	---	---	---	---	---	---	---	---	---	---	---	---
		May-16	< 2	< 2	< 2	< 2	< 2	< 2	< 10	< 10	< 2	< 2	< 2	< 2	< 10	< 2	< 2	< 4	< 2	< 0.25
		Oct-18	< 2	< 2	< 1	< 2	< 2	< 2	< 10	< 50	< 2	< 2	< 2	< 2	< 30	< 2	< 2	< 2	< 2	< 0.25
		Apr-20	< 0.50	< 0.75	< 0.50	< 0.50	< 2.5	< 2.5	< 5.0	< 5.0	< 5.0	< 0.50	< 0.50	< 0.50	< 10	< 2.5	< 2.5	< 1.0	< 1.0	< 0.144
TRY_MW-801	Overburden	Jun-11	< 2.0	< 2.0	< 2.0	< 2.0	< 2.0	< 2.0	< 10	< 10	< 2.0	**3.6**	**3.9**	**7.7**	< 10	< 2.0	< 2.0	< 2.0	< 2.0	< 0.20
		Jun-13	< 2	< 2	< 2	< 2	< 2	< 2	< 10	< 10	< 2	< 2	< 2	**6.3**	< 10	< 2	< 2	< 2	< 2	---
		Nov-14	< 2	< 2	< 2	< 2	< 2	< 2	< 10	< 10	< 2	< 2	< 2	**5.3**	< 10	< 2	< 2	< 2	< 2	< 0.2
		May-16	< 2	< 2	< 2	< 2	< 2	< 20	< 10	< 10	< 2	< 2	< 2	**2.2**	< 10	< 2	< 2	< 40	< 20	< 1.25
		Nov-18	< 2	< 2	< 1	< 2	< 2	< 2	< 10	< 50	< 2	< 2	< 2	**5**	< 30	< 2	< 2	< 2	< 2	< 0.25
		Apr-20	< 0.50	< 0.75	< 0.50	< 0.50	< 2.5	< 2.5	< 5.0	< 5.0	< 5.0	< 0.50	< 0.50	**2.3**	< 10	< 2.5	< 2.5	< 1.0	< 1.0	< 0.139
TRY_MW-802	Overburden	Jun-11	< 2	< 2	< 2	< 2	< 2	< 2	< 10	< 10	< 2	**27 J***	**11 J***	**10 J***	< 10	< 2	< 2	**16 J***	**2.8 J***	< 0.2
		Jun-13	< 2	< 2	< 2	< 2	< 2	< 2	< 10	< 10	< 2	< 2	**2.3**	**5.9**	< 10	< 2	< 2	< 2	< 2	---
		Nov-14	< 2	< 2	< 2	< 2	< 2	< 2	< 10	< 10	< 2	< 2	< 2	< 2	< 10	< 2	< 2	< 2	< 2	< 0.2
		May-16	< 2	< 2	< 2	< 2	< 2	< 2	< 10	< 10	< 2	< 2	**4.1**	**6.1**	< 10	< 2	< 2	< 4	< 2	---
		Nov-18	< 2	< 2	< 1	< 2	< 2	< 2	< 10	< 50	< 2	< 2	< 2	< 2	< 30	< 2	< 2	< 2	< 2	< 0.25
		Apr-20	< 0.50	< 0.75	< 0.50	< 0.50	< 2.5	< 2.5	< 5.0	< 5.0	< 5.0	< 0.50	< 0.50	< 0.50	< 10	< 2.5	< 2.5	< 1.0	< 1.0	< 0.144
TRY_MW-803	Overburden	Jun-11	< 2.0	< 2.0	< 2.0	< 2.0	< 2.0	< 2.0	< 10	< 10	< 2.0	**2.9**	< 2.0	< 2.0	< 10	< 2.0	< 2.0	**4.5**	**3.4**	< 0.20
		Jun-13	< 10	< 10	< 10	< 10	< 10	< 10	< 50	< 50	< 10	**209**	**47**	**18**	< 50	< 10	< 10	**336**	**276**	---
		Jun-15	< 1	**1.2**	< 1	< 1	< 1	< 1	< 10	< 25	---	**54.9**	**11.9**	< 1	< 25	**1.7**	< 1	**50.4**	**19.9**	< 0.23
		May-16	< 2	< 2	< 2	< 2	< 2	< 2	< 10	**20**	< 2	**35**	**2.6**	< 2	< 10	< 2	< 2	**56**	**68**	---
		Nov-18	< 2	< 2	< 1	< 2	< 2	< 2	< 10	< 50	< 2	< 2	< 2	< 2	< 30	< 2	< 2	< 2	< 2	< 0.25
		Apr-20	< 0.50	< 0.75	< 0.50	< 0.50	< 2.5	< 2.5	< 5.0	**45**	< 5.0	**0.87**	< 0.50	< 0.50	< 10	< 2.5	< 2.5	< 1.0	< 1.0	< 0.156

TABLE 5A
SUMMARY OF DETECTED COMPOUNDS IN GROUNDWATER SAMPLES
Troy Mills Landfill Superfund Site
Troy, New Hampshire

Monitoring Well ID	Geological Unit of Well Screen	Sampling Event Date	SVOCs of Concern (µg/L)						Additional SVOCs (µg/Lug/L)							Metal COCs (mg/L)		Additional Metals (mg/L)					
			Benzo(a)pyrene	Benzo(b)fluoranthene	Bis[Di](2-ethylhexyl) phthalate	Dibenzo(a,h)anthracene	Naphthalene	Pentachlorophenol	3 & 4-Methylphenol	Benzyl butyl phthalate	Di-n-butylphthalate	Benzyl alcohol	4-Chloro-3-methylphenol	2-Methylnaphthalene	Di-n-octylphalate	Arsenic	Manganese	Barium	Cadmium	Chromium	Lead	Selenium	Iron
		ROD ICL	0.2	0.1	6	0.1	20	1	na	na	na	na	na	na	na	0.05	0.3	na	na	na	na	na	na
		NH AGQS	0.2	0.1	6	0.1	100 [3]	1	40 [2]	na	800	na	na	280	na	0.01	0.84	2	0.005	0.1	0.015	0.05	na
TRY_MW-702D	Bedrock	Dec-06	< 10	< 10	< 10	< 10	< 10	< 25	< 10	< 10	< 10	---	---	---	< 10	< 0.001	< 0.01	< 0.005	< 0.002	**0.005**	**0.001**	**0.005**	**0.066**
		May-07	---	---	---	---	---	---	---	---	---	---	---	---	---	< 0.001	< 0.01	**0.005**	< 0.002	< 0.005	< 0.001	< 0.005	**0.067**
		Jun-08	< 10	< 10	< 5	< 10	< 10	< 20	< 10	< 10	< 10	---	---	---	< 10	< 0.001	< 0.01	< 0.005	< 0.002	< 0.005	< 0.001	< 0.005	**0.077**
		Oct-09, 25.9'	< 10	< 10	**14 J**	< 10	< 10	< 20	< 10	< 10	< 10	---	---	---	< 10	---	**0.118**	---	---	---	---	---	---
		Oct-09, 35.9'	< 10	< 10	< 5	< 10	< 10	< 20	< 10	< 10	< 10	---	---	---	< 10	---	**0.198**	---	---	---	---	---	---
		Oct-09, 44.4'	< 10	< 10	< 5	< 10	< 10	< 20	< 10	< 10	< 10	---	---	---	< 10	---	**0.72**	---	---	---	---	---	---
		Apr-10, 25.9'	< 10	< 10	< 5	< 10	< 10	< 20	< 10	< 10	< 10	---	---	---	< 10	---	---	---	---	---	---	---	---
		Apr-10, 25.9' DUP	< 10	< 10	< 5	< 10	< 10	< 20	< 10	< 10	< 10	---	---	---	< 10	---	---	---	---	---	---	---	---
		Jun-11	< 10	< 10	< 5	< 10	< 10	< 20	< 10	< 10	< 10	---	---	---	< 10	---	**0.012**	---	---	---	---	---	---
		Nov-14	< 10	< 10	**22 B***	< 10	< 10	< 20	< 10	**15 B***	< 10	< 10	< 10	< 10	< 10	< 0.001	< 0.01	---	---	---	---	---	---
		Jun-15	< 0.05	< 0.05	**173 B****	< 0.05	< 0.19	< 0.75	< 18.9	< 9.4	< 9.4	---	---	---	< 9.4	---	---	---	---	---	---	---	---
		Jun-15 (resample)	---	---	< 5	---	---	---	< 18.9	< 5	< 5	---	---	---	< 5	---	---	---	---	---	---	---	---
		May-16	< 10	< 10	< 5	< 10	< 10	< 20	< 10	< 10	< 10	< 10	< 10	< 10	< 10	---	< 0.01	---	---	---	---	---	---
		Oct-18	< 0.2	< 0.5	< 5	< 0.5	< 0.5	< 10	< 2	< 5	< 5	< 2	< 2	< 0.5	< 5	< 0.005	< 0.01	---	---	---	---	---	---
		Apr-20	< 0.10	< 0.10	< 3.0	< 0.10	< 0.10	< 0.80	< 5.0	< 5.0	< 5.0	< 2.0	< 2.0	< 0.10	< 5.0	< 0.00050	**0.0048**	---	---	---	---	---	---
TRY_MW-801	Overburden	Jun-11	< 10	< 10	< 5.0	< 10	< 10	< 20	< 10	< 10	< 10	< 10	< 10	< 10	< 10	**0.0017**	**6.53**	**0.0233**	< 0.0020	< 0.0050	< 0.0010	< 0.0050	**19.3**
		Jun-13	< 10	< 10	< 5	< 10	< 10	---	---	< 10	< 10	---	---	< 10	< 10	---	**7.31**	---	---	---	---	---	---
		Nov-14	< 10	< 10	< 5	< 10	< 10	< 20	< 10	< 10	< 10	< 10	< 10	< 10	< 10	**0.0019**	**6.85 B***	---	---	---	---	---	---
		May-16	< 10	< 10	< 5	< 10	< 10	< 20	< 10	< 10	< 10	< 10	< 10	< 10	< 10	---	**6.59**	---	---	---	---	---	---
		Nov-18	< 0.2	< 0.5	< 5	< 0.5	< 0.5	< 10	< 2	< 5	< 5	< 2	< 2	< 0.5	< 5	< 0.005	**7.9**	---	---	---	---	---	---
		Apr-20	< 0.10	< 0.10	< 3.0	< 0.10	< 0.10	< 0.80	< 5.0	< 5.0	< 5.0	< 2.0	< 2.0	< 0.10	< 5.0	**0.00169**	**10.78**	---	---	---	---	---	---
TRY_MW-802	Overburden	Jun-11	< 10	< 10	< 5	< 10	< 10	< 20	< 10	< 10	< 10	< 10	< 10	< 10	< 10	**0.0015**	**1.22**	**0.0605**	< 0.002	< 0.005	< 0.001	< 0.005	**19.5**
		Jun-13	< 10	< 10	< 5	< 10	< 10	---	---	< 10	< 10	---	---	< 10	< 10	---	**2.88**	---	---	---	---	---	---
		Nov-14	< 10	< 10	< 5	< 10	< 10	< 20	< 10	< 10	< 10	< 10	< 10	< 10	< 10	**0.001**	**2.71 B***	---	---	---	---	---	---
		May-16	< 10	< 10	< 5	< 10	< 10	< 20	< 10	< 10	< 10	< 10	< 10	< 10	< 10	---	**4.38**	---	---	---	---	---	---
		Nov-18	< 0.2	< 0.5	< 5	< 0.5	< 0.5	< 10	< 2	< 5	< 5	< 2	< 2	< 0.5	< 5	< 0.005	**4.1**	---	---	---	---	---	---
		Apr-20	< 0.10	< 0.10	< 3.0	< 0.10	< 0.10	< 0.80	< 5.0	< 5.0	< 5.0	< 2.0	< 2.0	< 0.10	< 5.0	**0.00174**	**3.71**	---	---	---	---	---	---
TRY_MW-803	Overburden	Jun-11	< 10	< 10	< 5.0	< 10	< 10	< 20	< 10	< 10	< 10	< 10	**11**	< 10	< 10	**0.0013**	**2.42**	**0.0124**	< 0.0020	< 0.0050	< 0.0010	< 0.0050	**123**
		Jun-13	< 10	< 10	**32**	< 10	**27**	---	---	< 10	< 10	---	---	< 10	< 10	---	**3.15**	---	---	---	---	---	---
		Jun-15	< 0.05	< 0.05	**12.9 B****	< 0.05	**1.76**	< 0.75	< 18.7	< 9.3	< 9.3	---	---	---	< 9.3	**0.0013**	**1.73**	---	---	---	---	---	---
		May-16	< 10	< 10	**35 B***	< 10	< 10	< 20	**63**	< 10	< 10	< 10	< 10	< 10	< 10	---	**2.93**	---	---	---	---	---	---
		Nov-18	< 0.2	< 0.5	**7**	< 0.5	< 0.5	< 10	< 2	< 5	< 5	< 2	**4**	< 0.5	< 5	< 0.005	**2**	---	---	---	---	---	---
		Apr-20	< 0.10	< 0.10	< 3.0	< 0.10	**0.12**	< 0.80	< 5.0	< 5.0	< 5.0	< 2.0	< 2.0	< 0.10	< 5.0	**0.00172**	**1.968**	---	---	---	---	---	---

TABLE 5A
SUMMARY OF DETECTED COMPOUNDS IN GROUNDWATER SAMPLES
Troy Mills Landfill Superfund Site
Troy, New Hampshire

Monitoring Well ID	Geological Unit of Well Screen	Sampling Event Date	VOCs of Concern (µg/L)													
			Tetrachloroethene	Trichloroethene	cis-1,2-Dichloroethene	Vinyl Chloride	1,2,4-Trimethylbenzene	1,3,5-Trimethylbenzene	2-Butanone(MEK)	Benzene	Naphthalene	n-Butylbenzene	n-Propylbenzene	p-Isopropyltoluene (4-cymene)	Tetrahydrofuran(THF)	Toluene
		ROD ICL	5	5	70	2	330	330	4000	5	20	260	260	260	154	1000
		NH AGQS	5	5	70	2	330	330	4000	5	100 [3]	260	260	260	600	1000
TRY_MW-804	Overburden	Jun-11	< 10	< 10	< 10	< 10	**412**	**97**	< 50	< 10	**41**	**48**	**58**	**28**	< 50	< 10
		Jun-11 DUP	< 10	< 10	< 10	< 10	**415**	**97**	< 50	< 10	**44**	**47**	**56**	**28**	< 50	< 10
		Jun-13	< 4	< 4	< 4	< 4	**223**	**70**	< 20	< 4	**18**	< 4	**36**	**19**	< 20	< 4
		Jun-13 DUP	< 4	< 4	< 4	< 4	**211**	**67**	< 20	< 4	**17**	< 4	**34**	**18**	< 20	< 4
		Nov-14	< 4	< 4	< 4	< 4	**305**	**77**	< 20	< 4	**31**	**39**	**62**	**23**	< 20	< 4
		Nov-14 DUP	< 4	< 4	< 4	< 4	**330**	**92**	< 20	< 4	**32**	**39**	**66**	**25**	< 20	< 4
		Jun-15	---	---	---	---	---	---	---	---	---	---	---	---	---	---
		May-16	< 10	< 10	< 10	< 10	**437**	**126**	< 50	< 10	**35**	< 10	**63**	**31**	< 50	< 10
		May-16 DUP	< 10	< 10	< 10	< 10	**448**	**129**	< 50	< 10	**37**	< 10	**64**	**32**	< 50	< 10
		Nov-18	< 2	< 2	< 2	< 2	**360**	**120**	**15**	< 2	**15**	< 2	**39**	**44**	< 10	< 2
		Nov-18 DUP	< 2	< 2	< 2	< 2	**400**	**130**	**16**	< 2	**17**	< 2	**48**	**45**	< 10	< 2
		Apr-20	< 0.50	< 0.50	< 0.50	< 1.0	**170**	**70**	**5.7**	< 0.50	**7.2**	**17**	**34**	**32**	< 5.0	< 0.75
		Apr-20 DUP	< 0.50	< 0.50	< 0.50	< 1.0	**170**	**69**	**6.2**	< 0.50	**7.6**	**17**	**34**	**31**	< 5.0	< 0.75
TRY_MW-805	Overburden	Jun-11	< 10	< 10	< 10	< 10	**509**	**218**	< 50	< 10	**36**	**46**	**69**	**37**	< 50	**248**
		Jun-13	< 4	< 4	< 4	< 4	**353**	**143**	< 20	< 4	**29**	< 4	**39**	**20**	< 20	**10**
		Nov-14	< 10	< 10	< 10	< 10	**386**	**170**	< 50	< 10	**23**	**32**	**53**	**26**	< 50	< 10
		May-16	< 10	< 10	< 10	< 10	**478**	**198**	< 50	< 10	**29**	< 10	**52**	**29**	< 50	< 10
		Nov-18	< 2	< 2	< 2	< 2	**370**	**130**	< 10	< 2	**20**	< 2	**38**	**27**	< 10	< 2
		Apr-20	< 2.0	< 2.0	< 2.0	< 4.0	**330**	**150**	< 20	< 2.0	**18**	**12**	**47**	**21**	< 20	< 3.0

TABLE 5A
SUMMARY OF DETECTED COMPOUNDS IN GROUNDWATER SAMPLES
Troy Mills Landfill Superfund Site
Troy, New Hampshire

Monitoring Well ID	Geological Unit of Well Screen	Sampling Event Date	Additional VOCs (µg/L)																	Other COCs
			1,1,1-Trichloroethane	1,1-Dichloroethane	1,1-Dichloroethene	1,2-Dichloroethane	1,4-Dichlorobenzene	2-Chlorotoluene	4-Methyl-2-pentanone (MIBK)	Acetone	Carbon Disulfide	Ethylbenzene	Isopropylbenzene (cumene)	sec-Butylbenzene	t-Butanol (TBA)	t-Butylbenzene	Trichlorofluoromethane	m/p-Xylene	o-Xylene	1,4-Dioxane (µg/L)
		ROD ICL	na	na	na	na	na	na	na	na	na	na	na	na	na	na	na	na	na	3
		NH AGQS	200	81	7	5	75	100	2000	6000	70	700	800	260	40	260	2000	10000 [1]	10000 [1]	0.32 [4]
TRY_MW-804	Overburden	Jun-11	< 10	< 10	< 10	< 10	< 10	< 10	< 50	< 50	< 10	**75**	**32**	**35**	< 50	< 10	< 10	**54**	**26**	**0.53**
		Jun-11 DUP	< 10	< 10	< 10	< 10	< 10	< 10	< 50	< 50	< 10	**76**	**34**	**34**	< 50	< 10	< 10	**55**	**27**	**0.52**
		Jun-13	< 4	< 4	< 4	< 4	< 4	< 4	< 20	< 20	< 4	**59**	**20**	**17**	< 20	< 4	< 4	**49**	**40**	---
		Jun-13 DUP	< 4	< 4	< 4	< 4	< 4	< 4	< 20	< 20	< 4	**56**	**19**	**16**	< 20	< 4	< 4	**48**	**39**	---
		Nov-14	< 4	< 4	< 4	< 4	< 4	< 4	< 20	< 20	< 4	**90**	**38**	**31**	< 20	**4.2**	< 4	**46**	**28**	< 0.2
		Nov-14 DUP	< 4	< 4	< 4	< 4	< 4	< 4	< 20	< 20	< 4	**101**	**40**	**31**	< 20	**4.4**	< 4	**64**	**44**	< 0.2
		Jun-15	---	---	---	---	---	---	---	---	---	---	---	---	---	---	---	---	---	---
		May-16	< 10	< 10	< 10	< 10	< 10	< 10	< 50	< 50	< 10	**80**	**34**	**31**	< 50	< 10	< 10	**92**	**27**	---
		May-16 DUP	< 10	< 10	< 10	< 10	< 10	< 10	< 50	< 50	< 10	**87**	**36**	**31**	< 50	< 10	< 10	**99**	**26**	---
		Nov-18	< 2	< 2	< 1	< 2	< 2	< 2	< 10	< 50	< 2	**22**	**28**	**42**	< 30	< 2	< 2	**15**	**9**	< 0.25
		Nov-18 DUP	< 2	< 2	< 1	< 2	< 2	< 2	< 10	< 50	< 2	**25**	**30**	**45**	< 30	< 2	< 2	**16**	**9**	---
		Apr-20	< 0.50	< 0.75	< 0.50	< 0.50	< 2.5	< 2.5	< 5.0	**12**	< 5.0	**20**	**16**	**33**	< 10	**3.6**	< 2.5	**12**	**12**	< 0.144
		Apr-20 DUP	< 0.50	< 0.75	< 0.50	< 0.50	< 2.5	< 2.5	< 5.0	**12**	< 5.0	**20**	**16**	**32**	< 10	**3.5**	< 2.5	**12**	**12**	---
TRY_MW-805	Overburden	Jun-11	< 10	< 10	< 10	< 10	< 10	< 10	< 50	< 50	< 10	**117**	**46**	**31**	< 50	< 10	< 10	**177**	**123**	< 0.2
		Jun-13	< 4	< 4	< 4	< 4	< 4	< 4	< 20	< 20	< 4	**70**	**26**	**20**	< 20	< 4	< 4	**119**	**48**	---
		Nov-14	< 10	< 10	< 10	< 10	< 10	< 10	< 50	< 50	< 10	**107**	**39**	**22**	< 50	< 10	< 10	**125**	< 10	< 0.2
		May-16	< 10	< 10	< 10	< 10	< 10	< 10	< 50	< 50	< 10	**100**	**36**	**24**	< 50	< 10	< 10	**169**	< 10	---
		Nov-18	< 2	< 2	< 1	< 2	< 2	< 2	< 10	< 50	< 2	**63**	**37**	**28**	< 30	< 2	< 2	**83**	< 2	< 0.25
		Apr-20	< 2.0	< 3.0	< 2.0	< 2.0	< 10	< 10	< 20	< 20	< 20	**78**	**32**	**21**	< 40	< 10	< 10	**120**	< 4.0	< 0.150

TABLE 5A
SUMMARY OF DETECTED COMPOUNDS IN GROUNDWATER SAMPLES
Troy Mills Landfill Superfund Site
Troy, New Hampshire

Monitoring Well ID	Geological Unit of Well Screen	Sampling Event Date	SVOCs of Concern (µg/L)						Additional SVOCs (µg/Lug/L)							Metal COCs (mg/L)		Additional Metals (mg/L)					
			Benzo(a)pyrene	Benzo(b)fluoranthene	Bis[Di](2-ethylhexyl) phthalate	Dibenzo(a,h)anthracene	Naphthalene	Pentachlorophenol	3 & 4-Methylphenol	Benzyl butyl phthalate	Di-n-butylphthalate	Benzyl alcohol	4-Chloro-3-methylphenol	2-Methylnaphthalene	Di-n-octylphalate	Arsenic	Manganese	Barium	Cadmium	Chromium	Lead	Selenium	Iron
		ROD ICL	0.2	0.1	6	0.1	20	1	na	na	na	na	na	na	na	0.05	0.3	na	na	na	na	na	na
		NH AGQS	0.2	0.1	6	0.1	100 [3]	1	40 [2]	na	800	na	na	280	na	0.01	0.84	2	0.005	0.1	0.015	0.05	na
TRY_MW-804	Overburden	Jun-11	< 200	< 200	**990**	< 200	< 200	< 400	< 200	< 200	< 200	< 200	< 200	< 200	< 200	< 0.0010	**6.35**	**0.0752**	< 0.0020	< 0.0050	< 0.0010	< 0.0050	**71.6**
		Jun-11 DUP	< 200	< 200	**818**	< 200	< 200	< 400	< 200	< 200	< 200	< 200	< 200	< 200	< 200	< 0.0010	**6.44**	**0.0725**	< 0.0020	< 0.0050	< 0.0010	< 0.0050	**72.2**
		Jun-13	< 10	< 10	**67**	< 10	< 10	---	---	**47**	< 10	---	---	< 10	< 10	---	**5.96**	---	---	---	---	---	---
		Jun-13 DUP	< 10	< 10	**68**	< 10	< 10	---	---	**47**	< 10	---	---	< 10	< 10	---	**5.83**	---	---	---	---	---	---
		Nov-14	< 10	< 10	**439 B*Z**	< 10	**17**	< 20	< 10	**14 B***	< 10	< 10	< 10	< 10	< 10	**0.001**	**6.12 B***	---	---	---	---	---	---
		Nov-14 DUP	< 10	< 10	**62 B*Z**	< 10	**14**	< 20	< 10	**28**	< 10	< 10	< 10	< 10	< 10	< 0.001	**6.08 B***	---	---	---	---	---	---
		Jun-15	< 0.05	< 0.05	**194 B****	< 0.05	**18.2**	< 0.76	< 19	< 9.5	< 9.5	---	---	---	< 9.5	---	---	---	---	---	---	---	---
		May-16	< 10	< 10	**18 QZB***	< 10	**27**	< 20	< 10	**22 Q**	< 10	< 10	< 10	< 10	< 10	---	**6.48**	---	---	---	---	---	---
		May-16 DUP	< 10	< 10	**10 QZB***	< 10	**26**	< 20	< 10	**20 Q**	< 10	< 10	< 10	< 10	< 10	---	**6.39**	---	---	---	---	---	---
		Nov-18	< 0.2	< 0.5	**55 Z**	< 0.5	**5.4**	< 10	< 2	**11**	< 5	**4**	< 2	< 0.5	< 5	< 0.005	**4.8**	---	---	---	---	---	---
		Nov-18 DUP	< 0.2	< 0.5	**18 Z**	< 0.5	**7**	< 10	< 2	**13**	< 5	**6**	< 2	< 0.5	< 5	< 0.005	**4.5**	---	---	---	---	---	---
		Apr-20	< 0.10	< 0.10	**45 Z**	< 0.10	**3.8**	< 0.80	< 5.0	**29**	< 5.0	< 2.0	< 2.0	**0.31**	< 5.0	**0.0009**	**4.052**	---	---	---	---	---	---
		Apr-20 DUP	< 0.10	< 0.10	**19 Z**	< 0.10	**4.1**	< 0.80	< 5.0	**28**	< 5.0	< 2.0	< 2.0	**0.38**	< 5.0	**0.00094**	**4.245**	---	---	---	---	---	---
TRY_MW-805	Overburden	Jun-11	< 10	< 10	< 5	< 10	**20**	< 20	< 10	< 10	< 10	< 10	< 10	< 10	< 10	**0.0019**	**2.63**	**0.0335**	< 0.002	< 0.005	< 0.001	< 0.005	**95.4**
		Jun-13	< 10	< 10	< 5	< 10	**20**	---	---	< 10	< 10	---	---	< 10	< 10	---	**3.15**	---	---	---	---	---	---
		Nov-14	< 10	< 10	< 5	< 10	**16**	< 20	< 10	< 10	< 10	< 10	< 10	< 10	< 10	**0.0022**	**2.75 B***	---	---	---	---	---	---
		May-16	< 10	< 10	< 5	< 10	**22**	< 20	< 10	< 10	< 10	< 10	< 10	< 10	< 10	---	**6.41**	---	---	---	---	---	---
		Nov-18	< 0.2	< 0.5	< 5	< 0.5	**8.3**	< 10	< 2	< 5	< 5	< 2	< 2	< 0.5	< 5	< 0.005	**1.8**	---	---	---	---	---	---
		Apr-20	< 0.10	< 0.10	< 3.0	< 0.10	**13**	< 0.80	< 5.0	< 5.0	< 5.0	< 2.0	< 2.0	**0.68**	< 5.0	**0.00192**	**2.72**	---	---	---	---	---	---

TABLE 5A
SUMMARY OF DETECTED COMPOUNDS IN GROUNDWATER SAMPLES
Troy Mills Landfill Superfund Site
Troy, New Hampshire

TABLE KEY:

AGQS = Ambient Groundwater Quality Standards included in Env-Or 600 - Contaminated Site Management (Env-Or 603.3)
ROD ICL = Record of Decision, Interim Cleanup Levels
VOCs = Volatile Organic Compounds
SVOCs = Semi-Volatile Organic Compounds
µg/L = micrograms per liter
mg/L = milligrams per liter
na = no standard applies
ns = not sampled
< = analyte not detected above the laboratory reporting limit
J = estimated concentration qualified by the laboratory (NHDPHS or EPA) or by Environmental Data Services (third party data validation), see laboratory report for explanation
J* = estimated concentration qualified by GZA due to observed field conditions
B = analyte detected in method blank, its presence in the sample may be suspect
B* = analyte detected in the equipment blank for the sampling equipment used at these wells, its presence in the sample may be suspect
B** = analyte detected in the 2014 equipment blank for the sampling equipment used at these wells, its presence in the sample may be suspect
Z = concentration qualified by GZA, based on the RPD being outside the acceptance criteria (refer to Table 10)
Q = the concentration has been qualified by the laboratory, see laboratory report for explanation
T = metal analytical result qualified because the turbidity was greater than 25 NTUs at the time of sampling
"---" = available historical data is unclear as to whether the parameter was not sampled, or sampled but not detected
Bold = parameter was detected above the laboratory reporting detection limit
Grey shading indicates the detected concentration exceeds either the AGQS or ROD ICL (if a ROD ICL applies)
Green shading indicates the detected concentration exceeds both the AGQS and ROD ICL
Orange shading = most recent round of sample results

GENERAL NOTES:

* The analytical test methods for each compound analyzed during the 2020 monitoring round are as follows: VOCs by NHDES 8260C; 1,4-dioxane by 8260C Selected Ion Monitoring; SVOCs by 8270D; and Metals by EPA Method 6020A.
* Groundwater samples collected during fall 2020 were collected using bladder pumps or peristaltic pumps and dedicated tubing. Refer to **Table 2** for the sampling equipment used at each well.

SPECIFIC NOTES:

1. The individual xylene isomers (m/p-xylene and o-xylene) do not have separate AGQS values; the AGQS for xylene (mixed isomers) is 10,000 µg/L.
2. The AGQS for 4-methylphenol was used for comparison to the 3 & 4 methylphenol result.
3. The AGQS for naphthalene was increased from 20 µg/L to 100 µg/L on September 1, 2018.
4. The AGQS for 1,4-dioxane was decreased from 3 µg/L to 0.32 µg/L on September 1, 2018.

TABLE 5B
SUMMARY OF NATRUAL ATTENUATION PARAMETERS
Troy Mills Landfill Superfund Site
Troy, New Hampshire

Monitoring Well ID	Geological Unit of Well Screen	Sampling Event Date	MNA - Laboratory																
													Volatile Fatty Acids (mg/L)						
			Methane (µg/L)	*Ethane (µg/L)*	*Ethene (µg/L)*	*Alkalinity (mg/L)*	*Chloride (mg/L)*	*Nitrite-Nitrogen (mg/L)*	*Nitrate+Nitrite-Nitrogen (mg/L)*	*Nitrate-Nitrogen (mg/L)*	*Sulfate, as SO4 (mg/L)*	*Total Organic Carbon (mg/L)*	*Carbon Dioxide (mg/L)*	*Acetic acid*	*Butyric acid*	*Lactic acid and HIBA*	*Pentanoic acid*	*Propionic acid*	*Pyruvic acid*
NHAGQS			na	na	na	na	na	1	na	10	500	na	na	na	na	na	na	na	na
ROD ICL			na	na	na	na	na	na	na	na	na	na	na	na	na	na	na	na	na
TRY_M-1	**Overburden**	**Jun-11**	**1400**	**0.058**	**0.044**	**72.4**	**5**	<0.050	**0.26**	**0.25**	**9**	**2.1**	**230**	*ns*	*ns*	*ns*	*ns*	*ns*	*ns*
		Jun-13	*ns*	*ns*	*ns*	*ns*	*ns*	*ns*	*ns*	*ns*	*ns*	*ns*	*ns*	*ns*	*ns*	*ns*	*ns*	*ns*	*ns*
		Nov-14	*ns*	*ns*	*ns*	*ns*	*ns*	*ns*	*ns*	*ns*	*ns*	*ns*	*ns*	*ns*	*ns*	*ns*	*ns*	*ns*	*ns*
		Jun-15	*ns*	*ns*	*ns*	*ns*	*ns*	*ns*	*ns*	*ns*	*ns*	*ns*	*ns*	*ns*	*ns*	*ns*	*ns*	*ns*	*ns*
		May-16	*ns*	*ns*	*ns*	*ns*	*ns*	*ns*	*ns*	*ns*	*ns*	*ns*	*ns*	*ns*	*ns*	*ns*	*ns*	*ns*	*ns*
		Oct-18	*ns*	*ns*	*ns*	*ns*	*ns*	*ns*	*ns*	*ns*	*ns*	*ns*	*ns*	*ns*	*ns*	*ns*	*ns*	*ns*	*ns*
		Apr-20	*ns*	*ns*	*ns*	*ns*	*ns*	*ns*	*ns*	*ns*	*ns*	*ns*	*ns*	*ns*	*ns*	*ns*	*ns*	*ns*	*ns*
TRY_M-7	**Overburden**	**Aug-04**	*ns*	*ns*	*ns*	*ns*	*ns*	*ns*	*ns*	*ns*	*ns*	*ns*	*ns*	*ns*	*ns*	*ns*	*ns*	*ns*	*ns*
		Oct-05	*ns*	*ns*	*ns*	**60**	**2.8**	<0.03	*ns*	**0.93**	*ns*	**1.8**	*ns*	<1	<1	<25	*ns*	<1	<10
		Jun-06	*ns*	*ns*	*ns*	*ns*	*ns*	*ns*	*ns*	*ns*	*ns*	*ns*	*ns*	*ns*	*ns*	*ns*	*ns*	*ns*	*ns*
		Dec-06	**31**	<10	<10	**75.4**	**10**	<0.05	**0.38**	**0.36**	**34**	**11**	**350**	<1	<1	<25	*ns*	<1	<10
		May-07	**13**	<10	<10	*ns*	**9**	<0.050	**0.36**	**0.36**	**31**	**12**	*ns*	*ns*	*ns*	*ns*	*ns*	*ns*	*ns*
		Jun-08	*ns*	*ns*	*ns*	**87.9**	**9.0**	<0.050	**0.25**	**0.24**	**42**	**16**	*ns*	*ns*	*ns*	*ns*	*ns*	*ns*	*ns*
		Dec-08	**12**	**0.003**	**0.011**	**85.2**	**9.3**	<0.050	**0.38**	**0.37**	**52**	*ns*	**340**	<1.0	<1.0	<25.0	*ns*	<1.0	<10.0
		Jun-09	**800**	**0.012 J**	**0.120**	**85.6**	**7.8**	*ns*	*ns*	*ns*	**47**	**9.1**	**84**	*ns*	*ns*	*ns*	*ns*	*ns*	*ns*
		Oct-09	**57**	<0.025	**0.056**	**94.0**	**7.9**	*ns*	*ns*	*ns*	**47**	**2.5**	**330**	<1.0 UJ	<1.0 UJ	<25.0 UJ	*ns*	<1.0 UJ	<10.0 UJ
		Oct-09 DUP	*ns*	*ns*	*ns*	*ns*	*ns*	*ns*	*ns*	*ns*	*ns*	*ns*	*ns*	*ns*	*ns*	*ns*	*ns*	*ns*	*ns*
		Jun-11	**22**	<0.025	**0.014 J**	**96.7**	**7.3**	<0.05	**0.3**	**0.29**	**51**	**3.9**	**350**	*ns*	*ns*	*ns*	*ns*	*ns*	*ns*
		Jun-13	*ns*	*ns*	*ns*	*ns*	*ns*	*ns*	*ns*	*ns*	*ns*	*ns*	*ns*	*ns*	*ns*	*ns*	*ns*	*ns*	*ns*
		Nov-14	*ns*	*ns*	*ns*	*ns*	*ns*	*ns*	*ns*	*ns*	*ns*	*ns*	*ns*	*ns*	*ns*	*ns*	*ns*	*ns*	*ns*
		Jun-15	*ns*	*ns*	*ns*	*ns*	*ns*	*ns*	*ns*	*ns*	*ns*	*ns*	*ns*	*ns*	*ns*	*ns*	*ns*	*ns*	*ns*
		May-16	*ns*	*ns*	*ns*	*ns*	*ns*	*ns*	*ns*	*ns*	*ns*	*ns*	*ns*	*ns*	*ns*	*ns*	*ns*	*ns*	*ns*
		Oct-18	*ns*	*ns*	*ns*	*ns*	*ns*	*ns*	*ns*	*ns*	*ns*	*ns*	*ns*	*ns*	*ns*	*ns*	*ns*	*ns*	*ns*
		Apr-20	*ns*	*ns*	*ns*	*ns*	*ns*	*ns*	*ns*	*ns*	*ns*	*ns*	*ns*	*ns*	*ns*	*ns*	*ns*	*ns*	*ns*
TRY_M-7D	**Bedrock**	**Nov-14**	*ns*	*ns*	*ns*	*ns*	*ns*	*ns*	*ns*	*ns*	*ns*	*ns*	*ns*	*ns*	*ns*	*ns*	*ns*	*ns*	*ns*
		Jun-15	*ns*	*ns*	*ns*	*ns*	*ns*	*ns*	*ns*	*ns*	*ns*	*ns*	*ns*	*ns*	*ns*	*ns*	*ns*	*ns*	*ns*
		May-16	*ns*	*ns*	*ns*	*ns*	*ns*	*ns*	*ns*	*ns*	*ns*	*ns*	*ns*	*ns*	*ns*	*ns*	*ns*	*ns*	*ns*
		Oct-18	*ns*	*ns*	*ns*	*ns*	*ns*	*ns*	*ns*	*ns*	*ns*	*ns*	*ns*	*ns*	*ns*	*ns*	*ns*	*ns*	*ns*
		Apr-20	*ns*	*ns*	*ns*	*ns*	*ns*	*ns*	*ns*	*ns*	*ns*	*ns*	*ns*	*ns*	*ns*	*ns*	*ns*	*ns*	*ns*
TRY_MW-A28	**Overburden**	**Jun-13**	*ns*	*ns*	*ns*	*ns*	*ns*	*ns*	*ns*	*ns*	*ns*	*ns*	*ns*	*ns*	*ns*	*ns*	*ns*	*ns*	*ns*
		Nov-14	*ns*	*ns*	*ns*	*ns*	*ns*	*ns*	*ns*	*ns*	*ns*	*ns*	*ns*	*ns*	*ns*	*ns*	*ns*	*ns*	*ns*
		Nov-14 DUP	*ns*	*ns*	*ns*	*ns*	*ns*	*ns*	*ns*	*ns*	*ns*	*ns*	*ns*	*ns*	*ns*	*ns*	*ns*	*ns*	*ns*
		Jun-15	*ns*	*ns*	*ns*	*ns*	*ns*	*ns*	*ns*	*ns*	*ns*	*ns*	*ns*	*ns*	*ns*	*ns*	*ns*	*ns*	*ns*
		May-16	*ns*	*ns*	*ns*	*ns*	*ns*	*ns*	*ns*	*ns*	*ns*	*ns*	*ns*	*ns*	*ns*	*ns*	*ns*	*ns*	*ns*
		Nov-18	*ns*	*ns*	*ns*	*ns*	*ns*	*ns*	*ns*	*ns*	*ns*	*ns*	*ns*	*ns*	*ns*	*ns*	*ns*	*ns*	*ns*
		Apr-20	*ns*	*ns*	*ns*	*ns*	*ns*	*ns*	*ns*	*ns*	*ns*	*ns*	*ns*	*ns*	*ns*	*ns*	*ns*	*ns*	*ns*
TRY_MW-C6S	**Overburden**	**Nov-14**	*ns*	*ns*	*ns*	*ns*	*ns*	*ns*	*ns*	*ns*	*ns*	*ns*	*ns*	*ns*	*ns*	*ns*	*ns*	*ns*	*ns*
		Jun-15	*ns*	*ns*	*ns*	*ns*	*ns*	*ns*	*ns*	*ns*	*ns*	*ns*	*ns*	*ns*	*ns*	*ns*	*ns*	*ns*	*ns*
		May-16	*ns*	*ns*	*ns*	*ns*	*ns*	*ns*	*ns*	*ns*	*ns*	*ns*	*ns*	*ns*	*ns*	*ns*	*ns*	*ns*	*ns*
		Oct-18	*ns*	*ns*	*ns*	*ns*	*ns*	*ns*	*ns*	*ns*	*ns*	*ns*	*ns*	*ns*	*ns*	*ns*	*ns*	*ns*	*ns*
		Apr-20	*ns*	*ns*	*ns*	*ns*	*ns*	*ns*	*ns*	*ns*	*ns*	*ns*	*ns*	*ns*	*ns*	*ns*	*ns*	*ns*	*ns*

TABLE 5B
SUMMARY OF NATRUAL ATTENUATION PARAMETERS
Troy Mills Landfill Superfund Site
Troy, New Hampshire

Monitoring Well ID	Geological Unit of Well Screen	Sampling Event Date	MNA - Field Screening							
			pH (SU)	*ORP (mV)*	*Specific Conductance (µS/cm)*	*Dissolved Oxygen (mg/L)*	*Turbidity (ntu)*	*Temperature (°C)*	*Ferrous Iron (mg/L)*	*Nitrate (mg/L)*
NHAGQS			na	na	na	na	na	na	na	na
ROD ICL			na	na	na	na	na	na	na	na
TRY_M-1	**Overburden**	**Jun-11**	**5.8**	**97**	**212**	**0.6**	<5	**11**	*ns*	*ns*
		Jun-13	*ns*	*ns*	*ns*	*ns*	*ns*	*ns*	*ns*	*ns*
		Nov-14	**5.7**	**105**	**164**	**0.6**	<5	**10**	*ns*	*ns*
		Jun-15	*ns*	*ns*	*ns*	*ns*	*ns*	*ns*	*ns*	*ns*
		May-16	**5.9**	**123**	**170**	<0.5	**119**	**10**	*ns*	*ns*
		Oct-18	**5.9**	**108**	**145**	<0.5	**151**	**11**	*ns*	*ns*
		Apr-20	**5.9**	**59**	**140**	<0.5	**22**	**7**	*ns*	*ns*
TRY_M-7	**Overburden**	**Aug-04**	*ns*	*ns*	*ns*	*ns*	*ns*	*ns*	*ns*	*ns*
		Oct-05	**7.98**	*ns*	**188**	**1.2**	**0.1**	---	*ns*	*ns*
		Jun-06	*ns*	*ns*	*ns*	*ns*	*ns*	*ns*	*ns*	*ns*
		Dec-06	**5.71**	**279**	**214**	**0.1**	**0.0**	---	*ns*	*ns*
		May-07	**8.08**	**69**	**80**	**1.7**	**50.8**	---	*ns*	*ns*
		Jun-08	**5.76**	**278**	**206**	**0.55**	**1.11**	**11**	*ns*	*ns*
		Dec-08	**5.7**	**245**	**297**	**0.2**	<1	**9**	*ns*	*ns*
		Jun-09	**5.2**	**1.32 J***	**290**	**0.4**	<1	**9**	**0.05**	**0.5**
		Oct-09	**5.9**	**116**	**292**	**0.3**	<1	**10**	**0.01**	**0.3**
		Oct-09 DUP	*ns*	*ns*	*ns*	*ns*	*ns*	*ns*	*ns*	*ns*
		Jun-11	**5.7**	**100**	**326**	**2.0**	<5	**9**	*ns*	*ns*
		Jun-13	*ns*	*ns*	*ns*	*ns*	*ns*	*ns*	*ns*	*ns*
		Nov-14	**5.8**	**82**	**350**	<0.5	<5	**9**	*ns*	*ns*
		Jun-15	*ns*	*ns*	*ns*	*ns*	*ns*	*ns*	*ns*	*ns*
		May-16	**5.9**	**197**	**326**	<0.5	<5	**9**	*ns*	*ns*
		Oct-18	**5.9 g**	**130 g**	**296 g**	**1.4 g**	<5 g	**9 g**	*ns*	*ns*
		Apr-20	**6.0 g**	**87 g**	**241 g**	**1.8 g**	<5 g	**6 g**	*ns*	*ns*
TRY_M-7D	**Bedrock**	**Nov-14**	*ns/ir*	*ns/ir*	*ns/ir*	*ns/ir*	*ns/ir*	*ns/ir*	*ns*	*ns*
		Jun-15	*ns*	*ns*	*ns*	*ns*	*ns*	*ns*	*ns*	*ns*
		May-16	**8.6**	**-117**	**117**	**1.0**	<5	**9**	*ns*	*ns*
		Oct-18	**8.2**	**31**	**117**	**0.8**	<5	**8**	*ns*	*ns*
		Apr-20	**7.3 g**	**-21 g**	**108**	**2.0 g**	<5 g	**5**	*ns*	*ns*
TRY_MW-A28	**Overburden**	**Jun-13**	*ns/ir*	*ns/ir*	*ns/ir*	*ns/ir*	*ns/ir*	*ns/ir*	*ns*	*ns*
		Nov-14	*ns/ir*	*ns/ir*	*ns/ir*	*ns/ir*	*ns/ir*	*ns/ir*	*ns*	*ns*
		Nov-14 DUP	*ns*	*ns*	*ns*	*ns*	*ns*	*ns*	*ns*	*ns*
		Jun-15	*ns*	*ns*	*ns*	*ns*	*ns*	*ns*	*ns*	*ns*
		May-16	**6.3**	**-35**	**189**	**0.9**	<5	**15**	*ns*	*ns*
		Nov-18	**6.5 g**	**10 g**	**201 g**	**1.5 g**	<5 g	**8 g**	*ns*	*ns*
		Apr-20	**6.5 g**	**-50 g**	**138 g**	**1.6 g**	<5 g	**5 g**	*ns*	*ns*
TRY_MW-C6S	**Overburden**	**Nov-14**	**6.1**	**89**	**309**	**1.0**	<5	**10**	*ns*	*ns*
		Jun-15	*ns*	*ns*	*ns*	*ns*	*ns*	*ns*	*ns*	*ns*
		May-16	**6.2**	**117**	**363**	**1.1**	**12**	**13**	*ns*	*ns*
		Oct-18	**6.1 g**	**87 g**	**375 g**	**2.9 g**	**9 g**	**12 g**	*ns*	*ns*
		Apr-20	**6.4 g**	**64 g**	**341 g**	**1.9 g**	<5 g	**6 g**	*ns*	*ns*

TABLE 5B
SUMMARY OF NATRUAL ATTENUATION PARAMETERS
Troy Mills Landfill Superfund Site
Troy, New Hampshire

Monitoring Well ID	Geological Unit of Well Screen	Sampling Event Date	MNA - Laboratory																
													Volatile Fatty Acids (mg/L)						
			Methane (µg/L)	*Ethane (µg/L)*	*Ethene (µg/L)*	*Alkalinity (mg/L)*	*Chloride (mg/L)*	*Nitrite-Nitrogen (mg/L)*	*Nitrate+Nitrite-Nitrogen (mg/L)*	*Nitrate-Nitrogen (mg/L)*	*Sulfate, as SO4 (mg/L)*	*Total Organic Carbon (mg/L)*	*Carbon Dioxide (mg/L)*	*Acetic acid*	*Butyric acid*	*Lactic acid and HIBA*	*Pentanoic acid*	*Propionic acid*	*Pyruvic acid*
NHAGQS			na	na	na	na	na	1	na	10	500	na	na	na	na	na	na	na	na
ROD ICL			na	na	na	na	na	na	na	na	na	na	na	na	na	na	na	na	na
TRY_MW-C6D	**Overburden**	**Jun-15**	*ns*	*ns*	*ns*	*ns*	*ns*	*ns*	*ns*	*ns*	*ns*	*ns*	*ns*	*ns*	*ns*	*ns*	*ns*	*ns*	*ns*
		May-16	*ns*	*ns*	*ns*	*ns*	*ns*	*ns*	*ns*	*ns*	*ns*	*ns*	*ns*	*ns*	*ns*	*ns*	*ns*	*ns*	*ns*
		Oct-18	*ns*	*ns*	*ns*	*ns*	*ns*	*ns*	*ns*	*ns*	*ns*	*ns*	*ns*	*ns*	*ns*	*ns*	*ns*	*ns*	*ns*
		Apr-20	*ns*	*ns*	*ns*	*ns*	*ns*	*ns*	*ns*	*ns*	*ns*	*ns*	*ns*	*ns*	*ns*	*ns*	*ns*	*ns*	*ns*
TRY_MW-101S	**Overburden**	**Jun-15**	*ns*	*ns*	*ns*	*ns*	*ns*	*ns*	*ns*	*ns*	*ns*	*ns*	*ns*	*ns*	*ns*	*ns*	*ns*	*ns*	*ns*
		May-16	*ns*	*ns*	*ns*	*ns*	*ns*	*ns*	*ns*	*ns*	*ns*	*ns*	*ns*	*ns*	*ns*	*ns*	*ns*	*ns*	*ns*
		Oct-18	*ns*	*ns*	*ns*	*ns*	*ns*	*ns*	*ns*	*ns*	*ns*	*ns*	*ns*	*ns*	*ns*	*ns*	*ns*	*ns*	*ns*
		Apr-20	*ns*	*ns*	*ns*	*ns*	*ns*	*ns*	*ns*	*ns*	*ns*	*ns*	*ns*	*ns*	*ns*	*ns*	*ns*	*ns*	*ns*
TRY_MW-101D	**Overburden**	**Jun-15**	*ns*	*ns*	*ns*	*ns*	*ns*	*ns*	*ns*	*ns*	*ns*	*ns*	*ns*	*ns*	*ns*	*ns*	*ns*	*ns*	*ns*
		May-16	*ns*	*ns*	*ns*	*ns*	*ns*	*ns*	*ns*	*ns*	*ns*	*ns*	*ns*	*ns*	*ns*	*ns*	*ns*	*ns*	*ns*
		Nov-18	*ns*	*ns*	*ns*	*ns*	*ns*	*ns*	*ns*	*ns*	*ns*	*ns*	*ns*	*ns*	*ns*	*ns*	*ns*	*ns*	*ns*
		Apr-20	*ns*	*ns*	*ns*	*ns*	*ns*	*ns*	*ns*	*ns*	*ns*	*ns*	*ns*	*ns*	*ns*	*ns*	*ns*	*ns*	*ns*
TRY_MW-102	**Predominantly Overburden**	**Aug-04**	*ns*	*ns*	*ns*	*ns*	*ns*	*ns*	*ns*	*ns*	*ns*	*ns*	*ns*	*ns*	*ns*	*ns*	*ns*	*ns*	*ns*
		Oct-05	*ns*	*ns*	*ns*	**62**	**13**	<0.03	*ns*	**3.6**	*ns*	**7.7**	*ns*	<1	<1	<25	*ns*	<1	<10
		Jun-06	*ns*	*ns*	*ns*	*ns*	*ns*	*ns*	*ns*	*ns*	*ns*	*ns*	*ns*	*ns*	*ns*	*ns*	*ns*	*ns*	*ns*
		Dec-06	**1100**	<10	<10	**37.8**	**19**	<0.25	<0.5	<0.25	**41**	**20**	**340**	<1	<1	<25	*ns*	<1	<10
		May-07	*ns*	*ns*	*ns*	*ns*	*ns*	*ns*	*ns*	*ns*	*ns*	*ns*	*ns*	*ns*	*ns*	*ns*	*ns*	*ns*	*ns*
		Jun-08	*ns*	*ns*	*ns*	*ns*	*ns*	*ns*	*ns*	*ns*	*ns*	*ns*	*ns*	*ns*	*ns*	*ns*	*ns*	*ns*	*ns*
		Dec-08	*ns*	*ns*	*ns*	*ns*	*ns*	*ns*	*ns*	*ns*	*ns*	*ns*	*ns*	*ns*	*ns*	*ns*	*ns*	*ns*	*ns*
		Jun-09	*ns*	*ns*	*ns*	*ns*	*ns*	*ns*	*ns*	*ns*	*ns*	*ns*	*ns*	*ns*	*ns*	*ns*	*ns*	*ns*	*ns*
		Oct-09	*ns*	*ns*	*ns*	*ns*	*ns*	*ns*	*ns*	*ns*	*ns*	*ns*	*ns*	*ns*	*ns*	*ns*	*ns*	*ns*	*ns*
		Jun-10, 28.5	**2,200**	**0.027**	**0.044**	**133**	**7.8**	**0.053**	<0.050	<0.050	**25**	**17**	**390**	<1	<1	<25	*ns*	<1	<10
		Jun-10, 28.5 DUP	**2,700**	**0.033**	**0.073**	**133**	**7.9**	**0.053**	**0.064**	<0.050	**25**	**17**	**420**	<1	<1	<25	*ns*	<1	<10
		Jun-11	*ns*	*ns*	*ns*	*ns*	*ns*	*ns*	*ns*	*ns*	*ns*	*ns*	*ns*	*ns*	*ns*	*ns*	*ns*	*ns*	*ns*
		Jun-13	*ns*	*ns*	*ns*	*ns*	*ns*	*ns*	*ns*	*ns*	*ns*	*ns*	*ns*	*ns*	*ns*	*ns*	*ns*	*ns*	*ns*
		Nov-14	*ns*	*ns*	*ns*	*ns*	*ns*	*ns*	*ns*	*ns*	*ns*	*ns*	*ns*	*ns*	*ns*	*ns*	*ns*	*ns*	*ns*
		Jun-15	*ns*	*ns*	*ns*	*ns*	*ns*	*ns*	*ns*	*ns*	*ns*	*ns*	*ns*	*ns*	*ns*	*ns*	*ns*	*ns*	*ns*
		May-16	*ns*	*ns*	*ns*	*ns*	*ns*	*ns*	*ns*	*ns*	*ns*	*ns*	*ns*	*ns*	*ns*	*ns*	*ns*	*ns*	*ns*
		Nov-18	*ns*	*ns*	*ns*	*ns*	*ns*	*ns*	*ns*	*ns*	*ns*	*ns*	*ns*	*ns*	*ns*	*ns*	*ns*	*ns*	*ns*
		Apr-20	*ns*	*ns*	*ns*	*ns*	*ns*	*ns*	*ns*	*ns*	*ns*	*ns*	*ns*	*ns*	*ns*	*ns*	*ns*	*ns*	*ns*

TABLE 5B
SUMMARY OF NATRUAL ATTENUATION PARAMETERS
Troy Mills Landfill Superfund Site
Troy, New Hampshire

Monitoring Well ID	Geological Unit of Well Screen	Sampling Event Date	MNA - Field Screening							
			pH (SU)	*ORP (mV)*	*Specific Conductance (µS/cm)*	*Dissolved Oxygen (mg/L)*	*Turbidity (ntu)*	*Temperature (°C)*	*Ferrous Iron (mg/L)*	*Nitrate (mg/L)*
NHAGQS			na	na	na	na	na	na	na	na
ROD ICL			na	na	na	na	na	na	na	na
TRY_MW-C6D	**Overburden**	**Jun-15**	**7.8**	**-204**	**240**	**0.7**	**70**	**12**	*ns*	*ns*
		May-16	**7.9**	**-152**	**303**	<0.5	**9**	**10**	*ns*	*ns*
		Oct-18	**8.0**	**-63**	**251**	<0.5	<5	**8**	*ns*	*ns*
		Apr-20	**7.7**	**-9**	**230**	<0.5	**19**	**7**	*ns*	*ns*
TRY_MW-101S	**Overburden**	**Jun-15**	**6.3**	**-50**	**379**	<0.5	<5	**12**	*ns*	*ns*
		May-16	**6.4**	**-54**	**542**	<0.5	<5	**12**	*ns*	*ns*
		Oct-18	**6.3 g**	**16 g**	**402 g**	**1.8 g**	**14 g**	**10 g**	*ns*	*ns*
		Apr-20	**6.5 g**	**-48 g**	**485 g**	<0.5 g	<5 g	**8 g**	*ns*	*ns*
TRY_MW-101D	**Overburden**	**Jun-15**	*ns/ir*	*ns/ir*	*ns/ir*	*ns/ir*	*ns/ir*	*ns/ir*	*ns/ir*	*ns/ir*
		May-16	**7.2**	**-4.5**	**129**	<0.5	**26**	**13**	*ns*	*ns*
		Nov-18	**7.4**	**-10 J***	**116**	<0.5	**16**	**10**	*ns*	*ns*
		Apr-20	**7.1**	**12**	**112**	<0.5	**6**	**8**	*ns*	*ns*
TRY_MW-102	**Predominantly Overburden**	**Aug-04**	*ns*	*ns*	*ns*	*ns*	*ns*	*ns*	*ns*	*ns*
		Oct-05	**5.54**	**134.8**	**310**	**0.7**	**1.4**	---	*ns*	*ns*
		Jun-06	*ns*	*ns*	*ns*	*ns*	*ns*	*ns*	*ns*	*ns*
		Dec-06	**5.75**	**64.8**	**287**	**0.5**	**8.1**	---	*ns*	*ns*
		May-07	*ns*	*ns*	*ns*	*ns*	*ns*	*ns*	*ns*	*ns*
		Jun-08	*ns*	*ns*	*ns*	*ns*	*ns*	*ns*	*ns*	*ns*
		Dec-08	*ns*	*ns*	*ns*	*ns*	*ns*	*ns*	*ns*	*ns*
		Jun-09	*ns*	*ns*	*ns*	*ns*	*ns*	*ns*	*ns*	*ns*
		Oct-09	*ns*	*ns*	*ns*	*ns*	*ns*	*ns*	*ns*	*ns*
		Jun-10, 28.5	**5.8**	**63**	**367**	**0.4**	**6**	**13**	**2.4 J***	*ns*
		Jun-10, 28.5 DUP	*ns*	*ns*	*ns*	*ns*	*ns*	*ns*	**5.8 J***	*ns*
		Jun-11	*ns/ir*	*ns/ir*	*ns/ir*	*ns/ir*	*ns/ir*	*ns/ir*	*ns*	*ns*
		Jun-13	*ns*	*ns*	*ns*	*ns*	*ns*	*ns*	*ns*	*ns*
		Nov-14	**5.8**	**46**	**470**	**1.0**	**82**	**11**	*ns*	*ns*
		Jun-15	*ns*	*ns*	*ns*	*ns*	*ns*	*ns*	*ns*	*ns*
		May-16	**6.1**	**60**	**432**	**0.7**	**40**	**11**	*ns*	*ns*
		Nov-18	**6.1**	**89**	**427**	<0.5	**96**	**10**	*ns*	*ns*
		Apr-20	**7.1**	**47**	**401**	<0.5	**33**	**7**	*ns*	*ns*

TABLE 5B
SUMMARY OF NATRUAL ATTENUATION PARAMETERS
Troy Mills Landfill Superfund Site
Troy, New Hampshire

Monitoring Well ID	Geological Unit of Well Screen	Sampling Event Date	MNA - Laboratory																
														Volatile Fatty Acids (mg/L)					
			Methane (µg/L)	*Ethane (µg/L)*	*Ethene (µg/L)*	*Alkalinity (mg/L)*	*Chloride (mg/L)*	*Nitrite-Nitrogen (mg/L)*	*Nitrate+Nitrite-Nitrogen (mg/L)*	*Nitrate-Nitrogen (mg/L)*	*Sulfate, as SO4 (mg/L)*	*Total Organic Carbon (mg/L)*	*Carbon Dioxide (mg/L)*	*Acetic acid*	*Butyric acid*	*Lactic acid and HIBA*	*Pentanoic acid*	*Propionic acid*	*Pyruvic acid*
NHAGQS			na	na	na	na	na	1	na	10	500	na	na	na	na	na	na	na	na
ROD ICL			na	na	na	na	na	na	na	na	na	na	na	na	na	na	na	na	na
TRY_MW-104S	**Overburden**	**Aug-04**	*ns*	*ns*	*ns*	*ns*	*ns*	*ns*	*ns*	*ns*	*ns*	*ns*	*ns*	*ns*	*ns*	*ns*	*ns*	*ns*	*ns*
		Oct-05	*ns*	*ns*	*ns*	**270**	**2.9**	<0.03	*ns*	**0.06**	*ns*	**7.3**	*ns*	<1	<1	<25	*ns*	<1	<10
		Jun-06	*ns*	*ns*	*ns*	*ns*	*ns*	*ns*	*ns*	*ns*	*ns*	*ns*	*ns*	*ns*	*ns*	*ns*	*ns*	*ns*	*ns*
		Dec-06	**590**	<10	<10	**131**	**10**	<0.25	<0.5	<0.25	**8**	**17**	**99**	<1	<1	<25	*ns*	<1	<10
		May-07	*ns*	*ns*	*ns*	*ns*	*ns*	*ns*	*ns*	*ns*	*ns*	*ns*	*ns*	*ns*	*ns*	*ns*	*ns*	*ns*	*ns*
		Jun-08	**1,100**	**0.007**	**0.110**	**168**	**8.8**	*ns*	*ns*	*ns*	**1.3**	**20**	**110**	<1.0	<1.0	<25.0	*ns*	<1.0	<10.0
		Dec-08	**1,100**	**0.049**	**0.085**	**138**	**6.3**	*ns*	*ns*	*ns*	**2.3**	**16**	**140**	**0.9**	<1.0	<25.0	*ns*	<1.0	<10.0
		Jun-09	*ns*	*ns*	*ns*	*ns*	*ns*	*ns*	*ns*	*ns*	*ns*	*ns*	*ns*	*ns*	*ns*	*ns*	*ns*	*ns*	*ns*
		Oct-09	**2,800**	**0.039**	**0.170**	**191**	**3.9**	*ns*	*ns*	*ns*	**2.6**	**26**	**230**	<1.0 UJ	<1.0 UJ	<25.0 UJ	*ns*	**0.6 J**	<10.0 UJ
		Jun-11	*ns*	*ns*	*ns*	**189**	<3.0	*ns*	*ns*	*ns*	**5.5**	*ns*	*ns*	*ns*	*ns*	*ns*	*ns*	*ns*	*ns*
		Jun-13	*ns*	*ns*	*ns*	*ns*	*ns*	*ns*	*ns*	*ns*	*ns*	*ns*	*ns*	*ns*	*ns*	*ns*	*ns*	*ns*	*ns*
		Nov-14	*ns*	*ns*	*ns*	*ns*	*ns*	*ns*	*ns*	*ns*	*ns*	*ns*	*ns*	*ns*	*ns*	*ns*	*ns*	*ns*	*ns*
		Jun-15	*ns*	*ns*	*ns*	*ns*	*ns*	*ns*	*ns*	*ns*	*ns*	*ns*	*ns*	*ns*	*ns*	*ns*	*ns*	*ns*	*ns*
		May-16	*ns*	*ns*	*ns*	*ns*	*ns*	*ns*	*ns*	*ns*	*ns*	*ns*	*ns*	*ns*	*ns*	*ns*	*ns*	*ns*	*ns*
		Oct-18	*ns*	*ns*	*ns*	*ns*	*ns*	*ns*	*ns*	*ns*	*ns*	*ns*	*ns*	*ns*	*ns*	*ns*	*ns*	*ns*	*ns*
		Apr-20	*ns*	*ns*	*ns*	*ns*	*ns*	*ns*	*ns*	*ns*	*ns*	*ns*	*ns*	*ns*	*ns*	*ns*	*ns*	*ns*	*ns*
TRY_MW-104D	**Overburden**	**Aug-04**	*ns*	*ns*	*ns*	*ns*	*ns*	*ns*	*ns*	*ns*	*ns*	*ns*	*ns*	*ns*	*ns*	*ns*	*ns*	*ns*	*ns*
		Oct-05	*ns*	*ns*	*ns*	**46**	**0.1**	<0.03	*ns*	<0.050	*ns*	**0.5**	*ns*	<1	<1	<25	*ns*	<1	<10
		Jun-06	*ns*	*ns*	*ns*	*ns*	*ns*	*ns*	*ns*	*ns*	*ns*	*ns*	*ns*	*ns*	*ns*	*ns*	*ns*	*ns*	*ns*
		Dec-06	**10**	<10	<10	**46.9**	<3	<0.50	<0.10	<0.50	**6.0**	**1.3**	**2.7**	<1	<1	<25	*ns*	<1	<10
		May-07	*ns*	*ns*	*ns*	*ns*	*ns*	*ns*	*ns*	*ns*	*ns*	*ns*	*ns*	*ns*	*ns*	*ns*	*ns*	*ns*	*ns*
		Jun-08	*ns*	*ns*	*ns*	*ns*	*ns*	*ns*	*ns*	*ns*	*ns*	*ns*	*ns*	*ns*	*ns*	*ns*	*ns*	*ns*	*ns*
		Dec-08	*ns*	*ns*	*ns*	*ns*	*ns*	*ns*	*ns*	*ns*	*ns*	*ns*	*ns*	*ns*	*ns*	*ns*	*ns*	*ns*	*ns*
		Jun-09	*ns*	*ns*	*ns*	*ns*	*ns*	*ns*	*ns*	*ns*	*ns*	*ns*	*ns*	*ns*	*ns*	*ns*	*ns*	*ns*	*ns*
		Oct-09	*ns*	*ns*	*ns*	*ns*	*ns*	*ns*	*ns*	*ns*	*ns*	*ns*	*ns*	*ns*	*ns*	*ns*	*ns*	*ns*	*ns*
		Jun-11	*ns*	*ns*	*ns*	**46.9**	<3.0	*ns*	*ns*	*ns*	**5.3**	*ns*	*ns*	*ns*	*ns*	*ns*	*ns*	*ns*	*ns*
		Jun-13	*ns*	*ns*	*ns*	*ns*	*ns*	*ns*	*ns*	*ns*	*ns*	*ns*	*ns*	*ns*	*ns*	*ns*	*ns*	*ns*	*ns*
		Nov-14	*ns*	*ns*	*ns*	*ns*	*ns*	*ns*	*ns*	*ns*	*ns*	*ns*	*ns*	*ns*	*ns*	*ns*	*ns*	*ns*	*ns*
		Jun-15	*ns*	*ns*	*ns*	*ns*	*ns*	*ns*	*ns*	*ns*	*ns*	*ns*	*ns*	*ns*	*ns*	*ns*	*ns*	*ns*	*ns*
		May-16	*ns*	*ns*	*ns*	*ns*	*ns*	*ns*	*ns*	*ns*	*ns*	*ns*	*ns*	*ns*	*ns*	*ns*	*ns*	*ns*	*ns*
		Oct-18	*ns*	*ns*	*ns*	*ns*	*ns*	*ns*	*ns*	*ns*	*ns*	*ns*	*ns*	*ns*	*ns*	*ns*	*ns*	*ns*	*ns*
		Apr-20	*ns*	*ns*	*ns*	*ns*	*ns*	*ns*	*ns*	*ns*	*ns*	*ns*	*ns*	*ns*	*ns*	*ns*	*ns*	*ns*	*ns*

TABLE 5B
SUMMARY OF NATRUAL ATTENUATION PARAMETERS
Troy Mills Landfill Superfund Site
Troy, New Hampshire

Monitoring Well ID	Geological Unit of Well Screen	Sampling Event Date	MNA - Field Screening							
			pH (SU)	*ORP (mV)*	*Specific Conductance (µS/cm)*	*Dissolved Oxygen (mg/L)*	*Turbidity (ntu)*	*Temperature (°C)*	*Ferrous Iron (mg/L)*	*Nitrate (mg/L)*
NHAGQS			na	na	na	na	na	na	na	na
ROD ICL			na	na	na	na	na	na	na	na
TRY_MW-104S	Overburden	Aug-04	*ns*	*ns*	*ns*	*ns*	*ns*	*ns*	*ns*	*ns*
		Oct-05	6.3	161.8	416	0.2	0.7	---	*ns*	*ns*
		Jun-06	*ns*	*ns*	*ns*	*ns*	*ns*	*ns*	*ns*	*ns*
		Dec-06	6.54	-38.3	352	0.2	6.4	---	*ns*	*ns*
		May-07	*ns*	*ns*	*ns*	*ns*	*ns*	*ns*	*ns*	*ns*
		Jun-08	6.06	-97.8	378	0.18	13.2	15	*ns*	*ns*
		Dec-08	6.4	-39	377	0.1	1	6	1.29	*ns*
		Jun-09	6.9	15	376	1.1	3	11	*ns*	*ns*
		Oct-09	6.4	18	405	0.2	<1	12	0.86	0.4
		Jun-11	6.2	-18	375	<0.5	<5	11	*ns*	*ns*
		Jun-13	6.3	-10	349	<0.5	<5	10	*ns*	*ns*
		Nov-14	6.4	-22	393	0.7	12	10	*ns*	*ns*
		Jun-15	*ns*	*ns*	*ns*	*ns*	*ns*	*ns*	*ns*	*ns*
		May-16	6.6	0	417	<0.5	4	8	*ns*	*ns*
		Oct-18	6.4	-12	466	<0.5	9	11	*ns*	*ns*
		Apr-20	6.5	-35	421	<0.5	<5	5	*ns*	*ns*
TRY_MW-104D	Overburden	Aug-04	*ns*	*ns*	*ns*	*ns*	*ns*	*ns*	*ns*	*ns*
		Oct-05	7.1	90.4	181	0.6	1.2	---	*ns*	*ns*
		Jun-06	*ns*	*ns*	*ns*	*ns*	*ns*	*ns*	*ns*	*ns*
		Dec-06	7.86	221.2	103	0.8	4.7	---	*ns*	*ns*
		May-07	*ns*	*ns*	*ns*	*ns*	*ns*	*ns*	*ns*	*ns*
		Jun-08	*ns*	*ns*	*ns*	*ns*	*ns*	*ns*	*ns*	*ns*
		Dec-08	*ns*	*ns*	*ns*	*ns*	*ns*	*ns*	*ns*	*ns*
		Jun-09	*ns*	*ns*	*ns*	*ns*	*ns*	*ns*	*ns*	*ns*
		Oct-09	7.7	-64	107	0.4	8	12	*ns*	*ns*
		Jun-11	*ns/ir*	*ns/ir*	*ns/ir*	*ns/ir*	*ns/ir*	*ns/ir*	*ns*	*ns*
		Jun-13	*ns/ir*	*ns/ir*	*ns/ir*	*ns/ir*	*ns/ir*	*ns/ir*	*ns*	*ns*
		Nov-14	*ns/ir*	*ns/ir*	*ns/ir*	*ns/ir*	*ns/ir*	*ns/ir*	*ns*	*ns*
		Jun-15	*ns*	*ns*	*ns*	*ns*	*ns*	*ns*	*ns*	*ns*
		May-16	8.0	73	112	0.9	8	9	*ns*	*ns*
		Oct-18	7.8	31	109	<0.5	9	10	*ns*	*ns*
		Apr-20	7.8	15	103	1	10	7	*ns*	*ns*

TABLE 5B
SUMMARY OF NATRUAL ATTENUATION PARAMETERS
Troy Mills Landfill Superfund Site
Troy, New Hampshire

Monitoring Well ID	Geological Unit of Well Screen	Sampling Event Date	MNA - Laboratory																
													Volatile Fatty Acids (mg/L)						
			Methane (µg/L)	*Ethane (µg/L)*	*Ethene (µg/L)*	*Alkalinity (mg/L)*	*Chloride (mg/L)*	*Nitrite-Nitrogen (mg/L)*	*Nitrate+Nitrite-Nitrogen (mg/L)*	*Nitrate-Nitrogen (mg/L)*	*Sulfate, as SO4 (mg/L)*	*Total Organic Carbon (mg/L)*	*Carbon Dioxide (mg/L)*	*Acetic acid*	*Butyric acid*	*Lactic acid and HIBA*	*Pentanoic acid*	*Propionic acid*	*Pyruvic acid*
NHAGQS			na	na	na	na	na	1	na	10	500	na	na	na	na	na	na	na	na
ROD ICL			na	na	na	na	na	na	na	na	na	na	na	na	na	na	na	na	na
TRY_MW-105S	**Overburden**	**Aug-04**	*ns*	*ns*	*ns*	*ns*	*ns*	*ns*	*ns*	*ns*	*ns*	*ns*	*ns*	*ns*	*ns*	*ns*	*ns*	*ns*	*ns*
		Oct-05	*ns*	*ns*	*ns*	*ns*	*ns*	*ns*	*ns*	*ns*	*ns*	*ns*	*ns*	*ns*	*ns*	*ns*	*ns*	*ns*	*ns*
		Jun-06	*ns*	*ns*	*ns*	*ns*	*ns*	*ns*	*ns*	*ns*	*ns*	*ns*	*ns*	*ns*	*ns*	*ns*	*ns*	*ns*	*ns*
		Dec-06	*ns*	*ns*	*ns*	*ns*	*ns*	*ns*	*ns*	*ns*	*ns*	*ns*	*ns*	*ns*	*ns*	*ns*	*ns*	*ns*	*ns*
		May-07	*ns*	*ns*	*ns*	*ns*	*ns*	*ns*	*ns*	*ns*	*ns*	*ns*	*ns*	*ns*	*ns*	*ns*	*ns*	*ns*	*ns*
		Jun-08	*ns*	*ns*	*ns*	*ns*	*ns*	*ns*	*ns*	*ns*	*ns*	*ns*	*ns*	*ns*	*ns*	*ns*	*ns*	*ns*	*ns*
		Dec-08	*ns*	*ns*	*ns*	*ns*	*ns*	*ns*	*ns*	*ns*	*ns*	*ns*	*ns*	*ns*	*ns*	*ns*	*ns*	*ns*	*ns*
		Jun-09	*ns*	*ns*	*ns*	*ns*	*ns*	*ns*	*ns*	*ns*	*ns*	*ns*	*ns*	*ns*	*ns*	*ns*	*ns*	*ns*	*ns*
		Oct-09	*ns*	*ns*	*ns*	*ns*	*ns*	*ns*	*ns*	*ns*	*ns*	*ns*	*ns*	*ns*	*ns*	*ns*	*ns*	*ns*	*ns*
		Jun-11	*ns*	*ns*	*ns*	*ns*	*ns*	*ns*	*ns*	*ns*	*ns*	*ns*	*ns*	*ns*	*ns*	*ns*	*ns*	*ns*	*ns*
		Jun-13	*ns*	*ns*	*ns*	*ns*	*ns*	*ns*	*ns*	*ns*	*ns*	*ns*	*ns*	*ns*	*ns*	*ns*	*ns*	*ns*	*ns*
		Nov-14	*ns*	*ns*	*ns*	*ns*	*ns*	*ns*	*ns*	*ns*	*ns*	*ns*	*ns*	*ns*	*ns*	*ns*	*ns*	*ns*	*ns*
		Jun-15	*ns*	*ns*	*ns*	*ns*	*ns*	*ns*	*ns*	*ns*	*ns*	*ns*	*ns*	*ns*	*ns*	*ns*	*ns*	*ns*	*ns*
		May-16	*ns*	*ns*	*ns*	*ns*	*ns*	*ns*	*ns*	*ns*	*ns*	*ns*	*ns*	*ns*	*ns*	*ns*	*ns*	*ns*	*ns*
		Nov-18	*ns*	*ns*	*ns*	*ns*	*ns*	*ns*	*ns*	*ns*	*ns*	*ns*	*ns*	*ns*	*ns*	*ns*	*ns*	*ns*	*ns*
		Apr-20	*ns*	*ns*	*ns*	*ns*	*ns*	*ns*	*ns*	*ns*	*ns*	*ns*	*ns*	*ns*	*ns*	*ns*	*ns*	*ns*	*ns*
TRY_MW-105D	**Bedrock**	**Aug-04**	*ns*	*ns*	*ns*	*ns*	*ns*	*ns*	*ns*	*ns*	*ns*	*ns*	*ns*	*ns*	*ns*	*ns*	*ns*	*ns*	*ns*
		Oct-05	*ns*	*ns*	*ns*	*ns*	*ns*	*ns*	*ns*	*ns*	*ns*	*ns*	*ns*	*ns*	*ns*	*ns*	*ns*	*ns*	*ns*
		Jun-06	*ns*	*ns*	*ns*	*ns*	*ns*	*ns*	*ns*	*ns*	*ns*	*ns*	*ns*	*ns*	*ns*	*ns*	*ns*	*ns*	*ns*
		Dec-06	*ns*	*ns*	*ns*	*ns*	*ns*	*ns*	*ns*	*ns*	*ns*	*ns*	*ns*	*ns*	*ns*	*ns*	*ns*	*ns*	*ns*
		May-07	*ns*	*ns*	*ns*	*ns*	*ns*	*ns*	*ns*	*ns*	*ns*	*ns*	*ns*	*ns*	*ns*	*ns*	*ns*	*ns*	*ns*
		Jun-08	*ns*	*ns*	*ns*	*ns*	*ns*	*ns*	*ns*	*ns*	*ns*	*ns*	*ns*	*ns*	*ns*	*ns*	*ns*	*ns*	*ns*
		Dec-08	*ns*	*ns*	*ns*	*ns*	*ns*	*ns*	*ns*	*ns*	*ns*	*ns*	*ns*	*ns*	*ns*	*ns*	*ns*	*ns*	*ns*
		Jun-09	*ns*	*ns*	*ns*	*ns*	*ns*	*ns*	*ns*	*ns*	*ns*	*ns*	*ns*	*ns*	*ns*	*ns*	*ns*	*ns*	*ns*
		Oct-09	*ns*	*ns*	*ns*	*ns*	*ns*	*ns*	*ns*	*ns*	*ns*	*ns*	*ns*	*ns*	*ns*	*ns*	*ns*	*ns*	*ns*
		Jun-11	*ns*	*ns*	*ns*	*ns*	*ns*	*ns*	*ns*	*ns*	*ns*	*ns*	*ns*	*ns*	*ns*	*ns*	*ns*	*ns*	*ns*
		Jun-13	*ns*	*ns*	*ns*	*ns*	*ns*	*ns*	*ns*	*ns*	*ns*	*ns*	*ns*	*ns*	*ns*	*ns*	*ns*	*ns*	*ns*
		Nov-14	*ns*	*ns*	*ns*	*ns*	*ns*	*ns*	*ns*	*ns*	*ns*	*ns*	*ns*	*ns*	*ns*	*ns*	*ns*	*ns*	*ns*
		Jun-15	*ns*	*ns*	*ns*	*ns*	*ns*	*ns*	*ns*	*ns*	*ns*	*ns*	*ns*	*ns*	*ns*	*ns*	*ns*	*ns*	*ns*
		May-16	*ns*	*ns*	*ns*	*ns*	*ns*	*ns*	*ns*	*ns*	*ns*	*ns*	*ns*	*ns*	*ns*	*ns*	*ns*	*ns*	*ns*
		Nov-18	*ns*	*ns*	*ns*	*ns*	*ns*	*ns*	*ns*	*ns*	*ns*	*ns*	*ns*	*ns*	*ns*	*ns*	*ns*	*ns*	*ns*
		Apr-20	*ns*	*ns*	*ns*	*ns*	*ns*	*ns*	*ns*	*ns*	*ns*	*ns*	*ns*	*ns*	*ns*	*ns*	*ns*	*ns*	*ns*
TRY_MW-201SX	**Overburden**	**Jun-15**	*ns*	*ns*	*ns*	*ns*	*ns*	*ns*	*ns*	*ns*	*ns*	*ns*	*ns*	*ns*	*ns*	*ns*	*ns*	*ns*	*ns*
		May-16	*ns*	*ns*	*ns*	*ns*	*ns*	*ns*	*ns*	*ns*	*ns*	*ns*	*ns*	*ns*	*ns*	*ns*	*ns*	*ns*	*ns*
		Nov-18	*ns*	*ns*	*ns*	*ns*	*ns*	*ns*	*ns*	*ns*	*ns*	*ns*	*ns*	*ns*	*ns*	*ns*	*ns*	*ns*	*ns*
		Apr-20	*ns*	*ns*	*ns*	*ns*	*ns*	*ns*	*ns*	*ns*	*ns*	*ns*	*ns*	*ns*	*ns*	*ns*	*ns*	*ns*	*ns*
TRY_MW-202P	**Overburden**	**Jun-11**	**320**	**0.008 J**	**0.039**	**96.7**	<3.0	<0.05	<0.05	<0.05	**8.1**	**1.7**	**42**	*ns*	*ns*	*ns*	*ns*	*ns*	*ns*
		Jun-13	*ns*	*ns*	*ns*	*ns*	*ns*	*ns*	*ns*	*ns*	*ns*	*ns*	*ns*	*ns*	*ns*	*ns*	*ns*	*ns*	*ns*
		Nov-14	*ns*	*ns*	*ns*	*ns*	*ns*	*ns*	*ns*	*ns*	*ns*	*ns*	*ns*	*ns*	*ns*	*ns*	*ns*	*ns*	*ns*
		Jun-15	*ns*	*ns*	*ns*	*ns*	*ns*	*ns*	*ns*	*ns*	*ns*	*ns*	*ns*	*ns*	*ns*	*ns*	*ns*	*ns*	*ns*
		May-16	*ns*	*ns*	*ns*	*ns*	*ns*	*ns*	*ns*	*ns*	*ns*	*ns*	*ns*	*ns*	*ns*	*ns*	*ns*	*ns*	*ns*
		Nov-18	*ns*	*ns*	*ns*	*ns*	*ns*	*ns*	*ns*	*ns*	*ns*	*ns*	*ns*	*ns*	*ns*	*ns*	*ns*	*ns*	*ns*
		Apr-20	*ns*	*ns*	*ns*	*ns*	*ns*	*ns*	*ns*	*ns*	*ns*	*ns*	*ns*	*ns*	*ns*	*ns*	*ns*	*ns*	*ns*

TABLE 5B
SUMMARY OF NATRUAL ATTENUATION PARAMETERS
Troy Mills Landfill Superfund Site
Troy, New Hampshire

Monitoring Well ID	Geological Unit of Well Screen	Sampling Event Date	MNA - Field Screening							
			pH (SU)	*ORP (mV)*	*Specific Conductance (µS/cm)*	*Dissolved Oxygen (mg/L)*	*Turbidity (ntu)*	*Temperature (°C)*	*Ferrous Iron (mg/L)*	*Nitrate (mg/L)*
NHAGQS			na	na	na	na	na	na	na	na
ROD ICL			na	na	na	na	na	na	na	na
TRY_MW-105S	Overburden	Aug-04	*ns*	*ns*	*ns*	*ns*	*ns*	*ns*	*ns*	*ns*
		Oct-05	*ns*	*ns*	*ns*	*ns*	*ns*	*ns*	*ns*	*ns*
		Jun-06	*ns*	*ns*	*ns*	*ns*	*ns*	*ns*	*ns*	*ns*
		Dec-06	*ns*	*ns*	*ns*	*ns*	*ns*	*ns*	*ns*	*ns*
		May-07	*ns*	*ns*	*ns*	*ns*	*ns*	*ns*	*ns*	*ns*
		Jun-08	*ns*	*ns*	*ns*	*ns*	*ns*	*ns*	*ns*	*ns*
		Dec-08	*ns*	*ns*	*ns*	*ns*	*ns*	*ns*	*ns*	*ns*
		Jun-09	*ns*	*ns*	*ns*	*ns*	*ns*	*ns*	*ns*	*ns*
		Oct-09	**6.1**	**161**	**366**	**0.7**	<1	**11**	*ns*	*ns*
		Jun-11	**5.8**	**233**	**259**	<0.5	<5	**11**	*ns*	*ns*
		Jun-13	*ns*	*ns*	*ns*	*ns*	*ns*	*ns*	*ns*	*ns*
		Nov-14	**5.9**	**94**	**338**	<0.5	<5	**10**	*ns*	*ns*
		Jun-15	*ns*	*ns*	*ns*	*ns*	*ns*	*ns*	*ns*	*ns*
		May-16	**6.0**	**286**	**160**	**4.7**	<5	**9**	*ns*	*ns*
		Nov-18	**5.9 g**	**45 g**	**161 g**	**1.7 g**	<5 g	**11 g**	*ns*	*ns*
		Apr-20	**6.0**	**80**	**85 g**	**6.6**	<5	**7**	*ns*	*ns*
TRY_MW-105D	Bedrock	Aug-04	*ns*	*ns*	*ns*	*ns*	*ns*	*ns*	*ns*	*ns*
		Oct-05	*ns*	*ns*	*ns*	*ns*	*ns*	*ns*	*ns*	*ns*
		Jun-06	*ns*	*ns*	*ns*	*ns*	*ns*	*ns*	*ns*	*ns*
		Dec-06	*ns*	*ns*	*ns*	*ns*	*ns*	*ns*	*ns*	*ns*
		May-07	*ns*	*ns*	*ns*	*ns*	*ns*	*ns*	*ns*	*ns*
		Jun-08	*ns*	*ns*	*ns*	*ns*	*ns*	*ns*	*ns*	*ns*
		Dec-08	*ns*	*ns*	*ns*	*ns*	*ns*	*ns*	*ns*	*ns*
		Jun-09	*ns*	*ns*	*ns*	*ns*	*ns*	*ns*	*ns*	*ns*
		Oct-09	**6.4**	**-24**	**193**	**1.8**	**7**	**9**	*ns*	*ns*
		Jun-11	*ns/ir*	*ns/ir*	*ns/ir*	*ns/ir*	*ns/ir*	*ns/ir*	*ns*	*ns*
		Jun-13	*ns*	*ns*	*ns*	*ns*	*ns*	*ns*	*ns*	*ns*
		Nov-14	*ns/ir*	*ns/ir*	*ns/ir*	*ns/ir*	*ns/ir*	*ns/ir*	*ns*	*ns*
		Jun-15	*ns*	*ns*	*ns*	*ns*	*ns*	*ns*	*ns*	*ns*
		May-16	**6.0**	**276**	**138**	**2.1 J***	<5	**11**	*ns*	*ns*
		Nov-18	**5.9**	**53**	**117**	**1.1**	**6**	**10**	*ns*	*ns*
		Apr-20	**6.0 g**	**93 g**	**84 g**	**7.3 g**	<5 g	**7 g**	*ns*	*ns*
TRY_MW-201SX	Overburden	Jun-15	**6.5**	**-55**	**399**	**0.4**	**6**	**12**	*ns*	*ns*
		May-16	**6.5**	**-71**	**509**	<0.5	<5	**11**	*ns*	*ns*
		Nov-18	**6.6**	**-42**	**551**	<0.5	<5	**11**	*ns*	*ns*
		Apr-20	**6.6**	**-63**	**434**	<0.5	**8**	**9**	*ns*	*ns*
TRY_MW-202P	Overburden	Jun-11	*ns*	*ns*	*ns*	*ns*	*ns*	*ns*	*ns*	*ns*
		Jun-13	*ns*	*ns*	*ns*	*ns*	*ns*	*ns*	*ns*	*ns*
		Nov-14	*ns/ir*	*ns/ir*	*ns/ir*	*ns/ir*	*ns/ir*	*ns/ir*	*ns*	*ns*
		Jun-15	*ns*	*ns*	*ns*	*ns*	*ns*	*ns*	*ns*	*ns*
		May-16	**6.5**	**27**	**281**	**0.8**	<5	**11**	*ns*	*ns*
		Nov-18	**7.6 g**	**25 g**	**287 g**	**4 g**	**9 g**	**8 g**	*ns*	*ns*
		Apr-20	**6.5 g**	**-6 g**	**223 g**	**4.6 g**	**18 g**	**8 g**	*ns*	*ns*

TABLE 5B
SUMMARY OF NATRUAL ATTENUATION PARAMETERS
Troy Mills Landfill Superfund Site
Troy, New Hampshire

Monitoring Well ID	Geological Unit of Well Screen	Sampling Event Date	MNA - Laboratory																
														Volatile Fatty Acids (mg/L)					
			Methane (µg/L)	*Ethane (µg/L)*	*Ethene (µg/L)*	*Alkalinity (mg/L)*	*Chloride (mg/L)*	*Nitrite-Nitrogen (mg/L)*	*Nitrate+Nitrite-Nitrogen (mg/L)*	*Nitrate-Nitrogen (mg/L)*	*Sulfate, as SO4 (mg/L)*	*Total Organic Carbon (mg/L)*	*Carbon Dioxide (mg/L)*	*Acetic acid*	*Butyric acid*	*Lactic acid and HIBA*	*Pentanoic acid*	*Propionic acid*	*Pyruvic acid*
NHAGQS			na	na	na	na	na	1	na	10	500	na	na	na	na	na	na	na	na
ROD ICL			na	na	na	na	na	na	na	na	na	na	na	na	na	na	na	na	na
TRY_MW-204	**Overburden**	**Aug-04**	*ns*	*ns*	*ns*	*ns*	*ns*	*ns*	*ns*	*ns*	*ns*	*ns*	*ns*	*ns*	*ns*	*ns*	*ns*	*ns*	*ns*
		Oct-05	*ns*	*ns*	*ns*	**74**	**0.90**	<0.03	*ns*	<0.02	*ns*	**3.9**	*ns*	<1	<1	<25	*ns*	<1	<10
		Jun-06	*ns*	*ns*	*ns*	*ns*	*ns*	*ns*	*ns*	*ns*	*ns*	*ns*	*ns*	*ns*	*ns*	*ns*	*ns*	*ns*	*ns*
		Dec-06	**1,200**	<10	<10	**74**	**25**	**0.06**	**4.3**	**4.3**	**44**	**16**	**320**	<1	<1	<25	*ns*	<1	<10
		May-07	**1,700**	<20	<20	*ns*	**12**	<0.050	**0.87**	**0.84**	**70**	**23**	*ns*	*ns*	*ns*	*ns*	*ns*	*ns*	*ns*
		Jun-08	*ns*	*ns*	*ns*	**102**	<3.0	<0.050	<0.050	<0.050	**97**	**22**	*ns*	*ns*	*ns*	*ns*	*ns*	*ns*	*ns*
		Dec-08	**3,600**	**0.160**	**0.039**	**97.8**	<3.0	<0.050	<0.050	<0.050	**84**	**11**	**240**	<1.0	<1.0	<25.0	*ns*	<1.0	<10.0
		Jun-09	**2,300**	**0.055**	**0.033**	**75.9**	<3.0	*ns*	*ns*	*ns*	**66**	**33**	**210**	*ns*	*ns*	*ns*	*ns*	*ns*	*ns*
		Oct-09	**4,100**	**0.073**	**0.037**	**77.3**	<3.0	*ns*	*ns*	*ns*	**53**	**15**	**210**	<1.0 UJ	<1.0 UJ	**2.5 J**	*ns*	<1.0 UJ	<10.0 UJ
		Jun-11	**2,000**	**0.024 J**	**0.07**	**96.5**	<3.0	<0.05	<0.05 J	<0.05 J	**30**	**5.2**	**180**	*ns*	*ns*	*ns*	*ns*	*ns*	*ns*
		Jun-13	*ns*	*ns*	*ns*	*ns*	*ns*	*ns*	*ns*	*ns*	*ns*	*ns*	*ns*	*ns*	*ns*	*ns*	*ns*	*ns*	*ns*
		Nov-14	*ns*	*ns*	*ns*	*ns*	*ns*	*ns*	*ns*	*ns*	*ns*	*ns*	*ns*	*ns*	*ns*	*ns*	*ns*	*ns*	*ns*
		Jun-15	*ns*	*ns*	*ns*	*ns*	*ns*	*ns*	*ns*	*ns*	*ns*	*ns*	*ns*	*ns*	*ns*	*ns*	*ns*	*ns*	*ns*
		May-16	*ns*	*ns*	*ns*	*ns*	*ns*	*ns*	*ns*	*ns*	*ns*	*ns*	*ns*	*ns*	*ns*	*ns*	*ns*	*ns*	*ns*
		Nov-18	*ns*	*ns*	*ns*	*ns*	*ns*	*ns*	*ns*	*ns*	*ns*	*ns*	*ns*	*ns*	*ns*	*ns*	*ns*	*ns*	*ns*
		Apr-20	*ns*	*ns*	*ns*	*ns*	*ns*	*ns*	*ns*	*ns*	*ns*	*ns*	*ns*	*ns*	*ns*	*ns*	*ns*	*ns*	*ns*
TRY_MW-205	**Overburden**	**Aug-04**	*ns*	*ns*	*ns*	*ns*	*ns*	*ns*	*ns*	*ns*	*ns*	*ns*	*ns*	*ns*	*ns*	*ns*	*ns*	*ns*	*ns*
		Oct-05	*ns*	*ns*	*ns*	**180**	**1.7**	<0.03	*ns*	**0.47**	*ns*	**20**	*ns*	<1	<1	<25	*ns*	<1	<10
		Jun-06	*ns*	*ns*	*ns*	*ns*	*ns*	*ns*	*ns*	*ns*	*ns*	*ns*	*ns*	*ns*	*ns*	*ns*	*ns*	*ns*	*ns*
		Dec-06	**1,400**	<20	<20	**165**	**13**	<0.05	<1	<0.50	**10**	**47**	**410**	<1	<1	<25	*ns*	<1	<10
		Dec-06 DUP	**1,400**	<20	<20	**180**	**13**	<0.05	<1	**0.07**	**9.9**	**64**	**420**	<1	<1	<25	*ns*	<1	<10
		May-07	**2,300**	<20	<20	*ns*	**13**	**0.070**	<0.050	<0.050	**11**	**57**	*ns*	*ns*	*ns*	*ns*	*ns*	*ns*	*ns*
		Jun-08	**5,400**	<0.025	**0.021**	**274**	**14**	**0.0053**	<0.050	<0.050	**7.4**	**67**	**370**	<1.0	<1.0	<25.0	*ns*	<1.0	<10.0
		Dec-08	**5,000**	**0.018**	**0.069**	**395**	**10**	**0.088**	<0.050	<0.050	**1.7**	**58**	**330**	**1.4**	<1.0	<25.0	*ns*	<1.0	<10.0
		Dec-08 DUP	**4,700**	**0.026**	**0.099**	**362**	**9.1**	**0.072**	<0.050	<0.050	**1.6**	**63**	**350**	**1.8**	<1.0	<25.0	*ns*	<1.0	<10.0
		Jun-09	**5,700**	< 0.025	**0.062**	**216**	**6.9**	*ns*	*ns*	*ns*	**2.9**	**47**	**350**	*ns*	*ns*	*ns*	*ns*	*ns*	*ns*
		Jun-09 DUP	**5,100**	< 0.025	**0.052**	**214**	**7.0**	*ns*	*ns*	*ns*	**2.3**	**38**	**360**	*ns*	*ns*	*ns*	*ns*	*ns*	*ns*
		Oct-09	**8,600**	**0.041**	**0.120**	**258**	**4.6**	*ns*	*ns*	*ns*	**<1.0**	**55**	**300**	<1.0 UJ	<1.0 UJ	<25.0 UJ	*ns*	**0.5 J**	<10.0 UJ
		Oct-09 DUP	**8,500**	**0.040**	**0.110**	**224**	**4.7**	*ns*	*ns*	*ns*	**<1.0**	**56**	**290**	<1.0 UJ	<1.0 UJ	**1.8 J**	*ns*	<1.0 UJ	<10.0 UJ
		Jun-11	**3,500**	**<0.025**	**0.062**	**198**	**6.1**	**0.081**	<0.050 J	<0.050 J	**1.2**	**41**	**330**	*ns*	*ns*	*ns*	*ns*	*ns*	*ns*
		Jun-11 DUP	**3,600**	<0.025	**0.070**	**202**	**6.0**	**0.077**	<0.050 J	<0.050 J	**1.2**	**42**	**320**	*ns*	*ns*	*ns*	*ns*	*ns*	*ns*
		Jun-13	*ns*	*ns*	*ns*	*ns*	*ns*	*ns*	*ns*	*ns*	*ns*	*ns*	*ns*	*ns*	*ns*	*ns*	*ns*	*ns*	*ns*
		Jun-13 DUP	*ns*	*ns*	*ns*	*ns*	*ns*	*ns*	*ns*	*ns*	*ns*	*ns*	*ns*	*ns*	*ns*	*ns*	*ns*	*ns*	*ns*
		Nov-14	*ns*	*ns*	*ns*	*ns*	*ns*	*ns*	*ns*	*ns*	*ns*	*ns*	*ns*	*ns*	*ns*	*ns*	*ns*	*ns*	*ns*
		Jun-15	*ns*	*ns*	*ns*	*ns*	*ns*	*ns*	*ns*	*ns*	*ns*	*ns*	*ns*	*ns*	*ns*	*ns*	*ns*	*ns*	*ns*
		May-16	*ns*	*ns*	*ns*	*ns*	*ns*	*ns*	*ns*	*ns*	*ns*	*ns*	*ns*	*ns*	*ns*	*ns*	*ns*	*ns*	*ns*
		Nov-18	*ns*	*ns*	*ns*	*ns*	*ns*	*ns*	*ns*	*ns*	*ns*	*ns*	*ns*	*ns*	*ns*	*ns*	*ns*	*ns*	*ns*
		Apr-20	*ns*	*ns*	*ns*	*ns*	*ns*	*ns*	*ns*	*ns*	*ns*	*ns*	*ns*	*ns*	*ns*	*ns*	*ns*	*ns*	*ns*

TABLE 5B
SUMMARY OF NATRUAL ATTENUATION PARAMETERS
Troy Mills Landfill Superfund Site
Troy, New Hampshire

Monitoring Well ID	Geological Unit of Well Screen	Sampling Event Date	MNA - Field Screening							
			pH (SU)	*ORP (mV)*	*Specific Conductance (µS/cm)*	*Dissolved Oxygen (mg/L)*	*Turbidity (ntu)*	*Temperature (°C)*	*Ferrous Iron (mg/L)*	*Nitrate (mg/L)*
NHAGQS			na	na	na	na	na	na	na	na
ROD ICL			na	na	na	na	na	na	na	na
TRY_MW-204	Overburden	Aug-04	*ns*	*ns*	*ns*	*ns*	*ns*	*ns*	*ns*	*ns*
		Oct-05	5.97	350	234	0.2	0.7	---	*ns*	*ns*
		Jun-06	*ns*	*ns*	*ns*	*ns*	*ns*	*ns*	*ns*	*ns*
		Dec-06	5.74	119.1	316	0.2	2.0	---	*ns*	*ns*
		May-07	5.11	76.4	371	3.4	31.9	---	*ns*	*ns*
		Jun-08	5.70	172.1	291	2.3	1.4	12	*ns*	*ns*
		Dec-08	5.80	59	366	0.3	2	8	2.08	*ns*
		Jun-09	6.3 J*	43 J*	279	0.3	3	10	1.15	0.2
		Oct-09	6.1	4	276	0.3	2	9	0.61	0.0 J*
		Jun-11	5.8	56	243	0.5	<0.5	9	*ns*	*ns*
		Jun-13	*ns*	*ns*	*ns*	*ns*	*ns*	*ns*	*ns*	*ns*
		Nov-14	6.0	37	213	<0.5	<5	8	*ns*	*ns*
		Jun-15	*ns*	*ns*	*ns*	*ns*	*ns*	*ns*	*ns*	*ns*
		May-16	6.3	7	405	<0.5	<5	10	*ns*	*ns*
		Nov-18	6.2	54	232	<0.5	9	10	*ns*	*ns*
		Apr-20	6.3	2.7	279	0.9	<5	7	*ns*	*ns*
TRY_MW-205	Overburden	Aug-04	*ns*	*ns*	*ns*	*ns*	*ns*	*ns*	*ns*	*ns*
		Oct-05	6.02	7.2	383	0.5	4.2	---	*ns*	*ns*
		Jun-06	*ns*	*ns*	*ns*	*ns*	*ns*	*ns*	*ns*	*ns*
		Dec-06	6.12	0.9	486	0.1	9.7	---	*ns*	*ns*
		Dec-06 DUP	*ns*	*ns*	*ns*	*ns*	*ns*	*ns*	*ns*	*ns*
		May-07	5.98	-51.1	613	2.1	501	---	*ns*	*ns*
		Jun-08	6.10	-55.8	765	4.36	5.9	14	*ns*	*ns*
		Dec-08	6.1	-11	787	0.4	5	9	*ns*	*ns*
		Dec-08 DUP	*ns*	*ns*	*ns*	*ns*	*ns*	*ns*	*ns*	*ns*
		Jun-09	6.3	-56	714	0.9	3	12	2.94 J*	0.1
		Jun-09 DUP	*ns*	*ns*	*ns*	*ns*	*ns*	*ns*	1.33 J*	*ns*
		Oct-09	6.6	-94	619	0.3	2	11	1.11	0.0 J*
		Oct-09 DUP	*ns*	*ns*	*ns*	*ns*	*ns*	*ns*	1.20	0.4 J*
		Jun-11	6.1	-50	665	<0.5	<5	14	*ns*	*ns*
		Jun-11 DUP	*ns*	*ns*	*ns*	*ns*	*ns*	*ns*	*ns*	*ns*
		Jun-13	6.0	-39	474	0.8	6	12	*ns*	*ns*
		Jun-13 DUP	*ns*	*ns*	*ns*	*ns*	*ns*	*ns*	*ns*	*ns*
		Nov-14	6.3	-63	592	<0.5	7	10	*ns*	*ns*
		Jun-15	*ns*	*ns*	*ns*	*ns*	*ns*	*ns*	*ns*	*ns*
		May-16	6.0	-17	360	<0.5	<5	13	*ns*	*ns*
		Nov-18	7.4 g	-35 g	601 g	2.8 g	<5 g	13 g	*ns*	*ns*
		Apr-20	6.2 g	-68 g	483 g	0.9 g	11 g	9 g	*ns*	*ns*

TABLE 5B
SUMMARY OF NATRUAL ATTENUATION PARAMETERS
Troy Mills Landfill Superfund Site
Troy, New Hampshire

Monitoring Well ID	Geological Unit of Well Screen	Sampling Event Date	MNA - Laboratory																
														Volatile Fatty Acids (mg/L)					
			Methane (µg/L)	*Ethane (µg/L)*	*Ethene (µg/L)*	*Alkalinity (mg/L)*	*Chloride (mg/L)*	*Nitrite-Nitrogen (mg/L)*	*Nitrate+Nitrite-Nitrogen (mg/L)*	*Nitrate-Nitrogen (mg/L)*	*Sulfate, as SO4 (mg/L)*	*Total Organic Carbon (mg/L)*	*Carbon Dioxide (mg/L)*	*Acetic acid*	*Butyric acid*	*Lactic acid and HIBA*	*Pentanoic acid*	*Propionic acid*	*Pyruvic acid*
NHAGQS			na	na	na	na	na	1	na	10	500	na	na	na	na	na	na	na	na
ROD ICL			na	na	na	na	na	na	na	na	na	na	na	na	na	na	na	na	na
TRY_MW-301	**Overburden**	**Aug-04**	*ns*	*ns*	*ns*	*ns*	*ns*	*ns*	*ns*	*ns*	*ns*	*ns*	*ns*	*ns*	*ns*	*ns*	*ns*	*ns*	*ns*
		Oct-05	*ns*	*ns*	*ns*	**190**	**3.1**	<0.03	*ns*	**0.13**	*ns*	**16**	*ns*	<1	<1	<25	*ns*	<1	<10
		Jun-06	*ns*	*ns*	*ns*	*ns*	*ns*	*ns*	*ns*	*ns*	*ns*	*ns*	*ns*	*ns*	*ns*	*ns*	*ns*	*ns*	*ns*
		Dec-06	**1,600**	<20	<20	**79.7**	**12**	<0.05	<1	<0.50	**45**	**30**	**320**	<1	<1	<25	*ns*	<1	<10
		May-07	*ns*	*ns*	*ns*	*ns*	*ns*	*ns*	*ns*	*ns*	*ns*	*ns*	*ns*	*ns*	*ns*	*ns*	*ns*	*ns*	*ns*
		Jun-08	*ns*	*ns*	*ns*	**144**	<10.0	<0.050	<0.050	<0.050	**39**	**29**	*ns*	*ns*	*ns*	*ns*	*ns*	*ns*	*ns*
		Dec-08	**810**	**0.011**	**0.027**	**133**	**8.3**	<0.050	<0.050	<0.050	**42**	**26**	**420**	<1.0	<1.0	<25.0	*ns*	<1.0	<10.0
		Jun-09	**720**	**0.011 J**	**0.058**	**116**	**6.3**	*ns*	*ns*	*ns*	**37**	**21**	**370**	*ns*	*ns*	*ns*	*ns*	*ns*	*ns*
		Oct-09	**1,400**	**0.015 J**	**0.061**	**124**	**5.1**	*ns*	*ns*	*ns*	**35**	**19**	**400**	<1.0 UJ	<1.0 UJ	<25.0 UJ	*ns*	<1.0 UJ	<10.0 UJ
TRY_MW-301X	**Overburden**	**Jun-11**	**880**	**0.15**	**0.34**	**91.9**	**4.5**	<0.050	<0.050 J	<0.050 J	**18**	**2.9**	**250**	*ns*	*ns*	*ns*	*ns*	*ns*	*ns*
		Jun-13	*ns*	*ns*	*ns*	*ns*	*ns*	*ns*	*ns*	*ns*	*ns*	*ns*	*ns*	*ns*	*ns*	*ns*	*ns*	*ns*	*ns*
		Nov-14	*ns*	*ns*	*ns*	*ns*	*ns*	*ns*	*ns*	*ns*	*ns*	*ns*	*ns*	*ns*	*ns*	*ns*	*ns*	*ns*	*ns*
		Jun-15	*ns*	*ns*	*ns*	*ns*	*ns*	*ns*	*ns*	*ns*	*ns*	*ns*	*ns*	*ns*	*ns*	*ns*	*ns*	*ns*	*ns*
		May-16	*ns*	*ns*	*ns*	*ns*	*ns*	*ns*	*ns*	*ns*	*ns*	*ns*	*ns*	*ns*	*ns*	*ns*	*ns*	*ns*	*ns*
		Nov-18	*ns*	*ns*	*ns*	*ns*	*ns*	*ns*	*ns*	*ns*	*ns*	*ns*	*ns*	*ns*	*ns*	*ns*	*ns*	*ns*	*ns*
		Apr-20	*ns*	*ns*	*ns*	*ns*	*ns*	*ns*	*ns*	*ns*	*ns*	*ns*	*ns*	*ns*	*ns*	*ns*	*ns*	*ns*	*ns*
TRY_MW-501	**Overburden**	**Aug-04**	*ns*	*ns*	*ns*	*ns*	*ns*	*ns*	*ns*	*ns*	*ns*	*ns*	*ns*	*ns*	*ns*	*ns*	*ns*	*ns*	*ns*
		Oct-05	*ns*	*ns*	*ns*	**180**	**4.6**	<0.03	*ns*	<0.02	*ns*	**12**	*ns*	<1	<1	<25	*ns*	<1	<10
		Jun-06	*ns*	*ns*	*ns*	*ns*	*ns*	*ns*	*ns*	*ns*	*ns*	*ns*	*ns*	*ns*	*ns*	*ns*	*ns*	*ns*	*ns*
		Dec-06	**1,800**	<20	<20	**138**	**11**	<0.25	<0.5	<0.25	**37**	**19**	**210**	<1	<1	<25	*ns*	<1	<10
		May-07	**640**	<10	<10	*ns*	**6**	<0.050	<0.050	<0.050	**36**	**31**	*ns*	*ns*	*ns*	*ns*	*ns*	*ns*	*ns*
		Jun-08	**1,800**	**0.024**	**0.100**	**181**	**7.3**	<0.050	<0.050	<0.050	**8.7**	**24**	**210**	<1.0	<1.0	<25.0	*ns*	<1.0	<10.0
		Jun-08 DUP	**1,800**	**0.013**	**0.090**	**180**	**7.4**	<0.050	<0.050	<0.050	**8.8**	**23**	**210**	<1.0	<1.0	<25.0	*ns*	<1.0	<10.0
		Dec-08	**1,600**	**0.039**	**0.110**	**150**	**6.4**	<0.050	<0.050	<0.050	**13**	**20**	**200**	<1.0	<1.0	<25.0	*ns*	<1.0	<10.0
		Dec-08 DUP	**1,400**	**0.016**	**0.096**	**152**	**6.3**	<0.050	<0.050	<0.050	**13**	**21**	**180**	<1.0	<1.0	<25.0	*ns*	<1.0	<10.0
		Jun-09	**2,000**	**0.018 J**	**0.091 J**	**152**	**5.3**	*ns*	*ns*	*ns*	**7.6**	**20**	**190**	*ns*	*ns*	*ns*	*ns*	*ns*	*ns*
		Jun-09 DUP	**1,800**	**0.022 J**	**0.130 J**	**150**	**4.9**	*ns*	*ns*	*ns*	**8.5**	**23**	**200**	*ns*	*ns*	*ns*	*ns*	*ns*	*ns*
		Oct-09	**4,000**	**0.021 J**	**0.130**	**150**	**3.8**	*ns*	*ns*	*ns*	**1.8**	**24**	**190**	**0.8 J**	<1.0 UJ	<25.0 UJ	*ns*	**1.0 J**	<10.0 UJ
		Oct-09 DUP	**3,200**	**0.018 J**	**0.130**	**173**	**3.8**	*ns*	*ns*	*ns*	**1.8**	**20**	**200**	**1.6 J**	<1.0 UJ	<25.0 UJ	*ns*	<1.0 UJ	<10.0 UJ
TRY_MW-501X	**Overburden**	**Jun-11**	*ns*	*ns*	*ns*	*ns*	*ns*	*ns*	*ns*	*ns*	*ns*	*ns*	*ns*	*ns*	*ns*	*ns*	*ns*	*ns*	*ns*
		Jun-13	*ns*	*ns*	*ns*	*ns*	*ns*	*ns*	*ns*	*ns*	*ns*	*ns*	*ns*	*ns*	*ns*	*ns*	*ns*	*ns*	*ns*
		Nov-14	*ns*	*ns*	*ns*	*ns*	*ns*	*ns*	*ns*	*ns*	*ns*	*ns*	*ns*	*ns*	*ns*	*ns*	*ns*	*ns*	*ns*
		Jun-15	*ns*	*ns*	*ns*	*ns*	*ns*	*ns*	*ns*	*ns*	*ns*	*ns*	*ns*	*ns*	*ns*	*ns*	*ns*	*ns*	*ns*
		May-16	*ns*	*ns*	*ns*	*ns*	*ns*	*ns*	*ns*	*ns*	*ns*	*ns*	*ns*	*ns*	*ns*	*ns*	*ns*	*ns*	*ns*
		Nov-18	*ns*	*ns*	*ns*	*ns*	*ns*	*ns*	*ns*	*ns*	*ns*	*ns*	*ns*	*ns*	*ns*	*ns*	*ns*	*ns*	*ns*
		Apr-20	*ns*	*ns*	*ns*	*ns*	*ns*	*ns*	*ns*	*ns*	*ns*	*ns*	*ns*	*ns*	*ns*	*ns*	*ns*	*ns*	*ns*
TRY_MW-501D	**Overburden**	**Jun-15**	*ns*	*ns*	*ns*	*ns*	*ns*	*ns*	*ns*	*ns*	*ns*	*ns*	*ns*	*ns*	*ns*	*ns*	*ns*	*ns*	*ns*
		May-16	*ns*	*ns*	*ns*	*ns*	*ns*	*ns*	*ns*	*ns*	*ns*	*ns*	*ns*	*ns*	*ns*	*ns*	*ns*	*ns*	*ns*
		Nov-18	*ns*	*ns*	*ns*	*ns*	*ns*	*ns*	*ns*	*ns*	*ns*	*ns*	*ns*	*ns*	*ns*	*ns*	*ns*	*ns*	*ns*
		Apr-20	*ns*	*ns*	*ns*	*ns*	*ns*	*ns*	*ns*	*ns*	*ns*	*ns*	*ns*	*ns*	*ns*	*ns*	*ns*	*ns*	*ns*

TABLE 5B
SUMMARY OF NATRUAL ATTENUATION PARAMETERS
Troy Mills Landfill Superfund Site
Troy, New Hampshire

Monitoring Well ID	Geological Unit of Well Screen	Sampling Event Date	MNA - Field Screening							
			pH (SU)	*ORP (mV)*	*Specific Conductance (µS/cm)*	*Dissolved Oxygen (mg/L)*	*Turbidity (ntu)*	*Temperature (°C)*	*Ferrous Iron (mg/L)*	*Nitrate (mg/L)*
NHAGQS			na	na	na	na	na	na	na	na
ROD ICL			na	na	na	na	na	na	na	na
TRY_MW-301	**Overburden**	**Aug-04**	*ns*	*ns*	*ns*	*ns*	*ns*	*ns*	*ns*	*ns*
		Oct-05	**6.05**	**44.5**	**447**	**0.4**	**0.7**	---	*ns*	*ns*
		Jun-06	*ns*	*ns*	*ns*	*ns*	*ns*	*ns*	*ns*	*ns*
		Dec-06	**6.07**	**-10.7**	**310**	**0.9**	*ns*	---	*ns*	*ns*
		May-07	*ns*	*ns*	*ns*	*ns*	*ns*	*ns*	*ns*	*ns*
		Jun-08	**5.92**	**24.5**	**426**	**1.75**	**0.80**	**12**	*ns*	*ns*
		Dec-08	**6.0**	**-32**	**463**	**0.15**	<1	**10**	**0.25**	*ns*
		Jun-09	**6.4 J***	**21 J***	**464**	**0.3**	<1	**12**	**1.21**	**0.0**
		Oct-09	**6.2**	**-2**	**485**	**0.5**	<1	**11**	**1.58**	**0.6 J***
TRY_MW-301X	**Overburden**	**Jun-11**	**5.7**	**33**	**232**	**0.5**	**9**	**11**	*ns*	*ns*
		Jun-13	**5.8**	**106**	**224**	**0.7**	<5	**12**	*ns*	*ns*
		Nov-14	**6.5**	**111**	**229**	**0.6**	<5	**11**	*ns*	*ns*
		Jun-15	*ns*	*ns*	*ns*	*ns*	*ns*	*ns*	*ns*	*ns*
		May-16	**5.9**	**91**	**240**	**0.7**	<5	**13**	*ns*	*ns*
		Nov-18	**5.8**	**129**	**255**	**0.8**	<5	**9**	*ns*	*ns*
		Apr-20	**7.1**	**27**	**237**	**0.6**	<5	**9**	*ns*	*ns*
TRY_MW-501	**Overburden**	**Aug-04**	*ns*	*ns*	*ns*	*ns*	*ns*	*ns*	*ns*	*ns*
		Oct-05	**7.18**	**-10.8**	**575**	**0.2**	**0.8**	---	*ns*	*ns*
		Jun-06	*ns*	*ns*	*ns*	*ns*	*ns*	*ns*	*ns*	*ns*
		Dec-06	**6.44**	**-40.4**	**487**	**0.3**	**9.7**	---	*ns*	*ns*
		May-07	**8.53**	**-36**	**528**	**8.0**	**503.0**	---	*ns*	*ns*
		Jun-08	**6.08**	**-29.7**	**479**	**0.44**	**0.92**	**17**	*ns*	*ns*
		Jun-08 DUP	*ns*	*ns*	*ns*	*ns*	*ns*	*ns*	*ns*	*ns*
		Dec-08	*ns*	*ns*	*ns*	*ns*	*ns*	*ns*	*ns*	*ns*
		Dec-08 DUP	*ns*	*ns*	*ns*	*ns*	*ns*	*ns*	*ns*	*ns*
		Jun-09	*ns*	*ns*	*ns*	*ns*	*ns*	*ns*	**10.65**	**0.0**
		Jun-09 DUP	*ns*	*ns*	*ns*	*ns*	*ns*	*ns*	*ns*	*ns*
		Oct-09	*ns*	*ns*	*ns*	*ns*	*ns*	*ns*	**2.09 J***	**0.4 J***
		Oct-09 DUP	*ns*	*ns*	*ns*	*ns*	*ns*	*ns*	**1.21 J***	**0.6 J***
TRY_MW-501X	**Overburden**	**Jun-11**	*ns/ir*	*ns/ir*	*ns/ir*	*ns/ir*	*ns/ir*	*ns/ir*	*ns*	*ns*
		Jun-13	*ns/ir*	*ns/ir*	*ns/ir*	*ns/ir*	*ns/ir*	*ns/ir*	*ns*	*ns*
		Nov-14	*ns/ir*	*ns/ir*	*ns/ir*	*ns/ir*	*ns/ir*	*ns/ir*	*ns*	*ns*
		Jun-15	*ns*	*ns*	*ns*	*ns*	*ns*	*ns*	*ns*	*ns*
		May-16	*ns/ir*	*ns/ir*	*ns/ir*	*ns/ir*	*ns/ir*	*ns/ir*	*ns*	*ns*
		Nov-18	**7.2 g**	**-37 g**	**348 g**	**3.3 g**	**538 g**	**11 g**	*ns*	*ns*
		Apr-20	**7.7 g**	**67 g**	**159 g**	**3.1 g**	**417 g**	**8 g**	*ns*	*ns*
TRY_MW-501D	**Overburden**	**Jun-15**	**8**	**-196**	**101**	**0.5**	**142**	**12**	*ns*	*ns*
		May-16	**8.3**	**-40**	**123**	<0.5	**7**	**9**	*ns*	*ns*
		Nov-18	**8.1**	**75**	**121**	**1.3**	<5	**11**	*ns*	*ns*
		Apr-20	**8.8**	**28**	**117**	<0.5	<5	**7**	*ns*	*ns*

TABLE 5B
SUMMARY OF NATRUAL ATTENUATION PARAMETERS
Troy Mills Landfill Superfund Site
Troy, New Hampshire

Monitoring Well ID	Geological Unit of Well Screen	Sampling Event Date	MNA - Laboratory																
													Volatile Fatty Acids (mg/L)						
			Methane (µg/L)	*Ethane (µg/L)*	*Ethene (µg/L)*	*Alkalinity (mg/L)*	*Chloride (mg/L)*	*Nitrite-Nitrogen (mg/L)*	*Nitrate+Nitrite-Nitrogen (mg/L)*	*Nitrate-Nitrogen (mg/L)*	*Sulfate, as SO4 (mg/L)*	*Total Organic Carbon (mg/L)*	*Carbon Dioxide (mg/L)*	*Acetic acid*	*Butyric acid*	*Lactic acid and HIBA*	*Pentanoic acid*	*Propionic acid*	*Pyruvic acid*
NHAGQS			na	na	na	na	na	1	na	10	500	na	na	na	na	na	na	na	na
ROD ICL			na	na	na	na	na	na	na	na	na	na	na	na	na	na	na	na	na
TRY_MW-508	**Overburden**	**Aug-04**	*ns*	*ns*	*ns*	*ns*	*ns*	*ns*	*ns*	*ns*	*ns*	*ns*	*ns*	*ns*	*ns*	*ns*	*ns*	*ns*	*ns*
		Oct-05	*ns*	*ns*	*ns*	*ns*	*ns*	*ns*	*ns*	*ns*	*ns*	*ns*	*ns*	*ns*	*ns*	*ns*	*ns*	*ns*	*ns*
		Jun-06	*ns*	*ns*	*ns*	*ns*	*ns*	*ns*	*ns*	*ns*	*ns*	*ns*	*ns*	*ns*	*ns*	*ns*	*ns*	*ns*	*ns*
		Dec-06	*ns*	*ns*	*ns*	*ns*	*ns*	*ns*	*ns*	*ns*	*ns*	*ns*	*ns*	*ns*	*ns*	*ns*	*ns*	*ns*	*ns*
		May-07	*ns*	*ns*	*ns*	*ns*	*ns*	*ns*	*ns*	*ns*	*ns*	*ns*	*ns*	*ns*	*ns*	*ns*	*ns*	*ns*	*ns*
		Jun-08	*ns*	*ns*	*ns*	*ns*	*ns*	*ns*	*ns*	*ns*	*ns*	*ns*	*ns*	*ns*	*ns*	*ns*	*ns*	*ns*	*ns*
		Dec-08	*ns*	*ns*	*ns*	*ns*	*ns*	*ns*	*ns*	*ns*	*ns*	*ns*	*ns*	*ns*	*ns*	*ns*	*ns*	*ns*	*ns*
		Jun-09	**0.043 J**	< 0.025 UJ	< 0.025 UJ	<1	<3.0	*ns*	*ns*	*ns*	**7.8**	**1.9**	**25 J**	*ns*	*ns*	*ns*	*ns*	*ns*	*ns*
		Oct-09	**0.540**	<0.025	**0.075**	**1.8**	<3.0	*ns*	*ns*	*ns*	**8.2**	**3.6**	**56**	<1.0 UJ	<1.0 UJ	<25.0 UJ	*ns*	<1.0 UJ	<10.0 UJ
TRY_MW-508X	**Overburden**	**Jun-11**	**0.180**	**0.04**	**0.027**	<1.0	<3.0	<0.050	<0.050	<0.050	**6.8**	**1.6**	**34**	*ns*	*ns*	*ns*	*ns*	*ns*	*ns*
		Jun-13	*ns*	*ns*	*ns*	*ns*	*ns*	*ns*	*ns*	*ns*	*ns*	*ns*	*ns*	*ns*	*ns*	*ns*	*ns*	*ns*	*ns*
		Nov-14	*ns*	*ns*	*ns*	*ns*	*ns*	*ns*	*ns*	*ns*	*ns*	*ns*	*ns*	*ns*	*ns*	*ns*	*ns*	*ns*	*ns*
		Jun-15	*ns*	*ns*	*ns*	*ns*	*ns*	*ns*	*ns*	*ns*	*ns*	*ns*	*ns*	*ns*	*ns*	*ns*	*ns*	*ns*	*ns*
		May-16	*ns*	*ns*	*ns*	*ns*	*ns*	*ns*	*ns*	*ns*	*ns*	*ns*	*ns*	*ns*	*ns*	*ns*	*ns*	*ns*	*ns*
		Oct-18	*ns*	*ns*	*ns*	*ns*	*ns*	*ns*	*ns*	*ns*	*ns*	*ns*	*ns*	*ns*	*ns*	*ns*	*ns*	*ns*	*ns*
		Apr-20	*ns*	*ns*	*ns*	*ns*	*ns*	*ns*	*ns*	*ns*	*ns*	*ns*	*ns*	*ns*	*ns*	*ns*	*ns*	*ns*	*ns*
TRY_MW-601S	**Overburden**	**Aug-04**	*ns*	*ns*	*ns*	*ns*	*ns*	*ns*	*ns*	*ns*	*ns*	*ns*	*ns*	*ns*	*ns*	*ns*	*ns*	*ns*	*ns*
		Oct-05	*ns*	*ns*	*ns*	*ns*	**1.1**	<0.03	*ns*	<0.02	*ns*	**3.2**	*ns*	<1	<1	<25	*ns*	<1	<10
		Jun-06	*ns*	*ns*	*ns*	*ns*	*ns*	*ns*	*ns*	*ns*	*ns*	*ns*	*ns*	*ns*	*ns*	*ns*	*ns*	*ns*	*ns*
		Dec-06	**800**	<10	<10	**52.6**	**34**	<0.050	**3.7**	**3.7**	**5**	**10**	**320**	<1	<1	<25	*ns*	<1	<10
		May-07	**380**	<10	<10	*ns*	**23**	<0.05	**6.2**	**6.2**	**8**	**16**	*ns*	*ns*	*ns*	*ns*	*ns*	*ns*	*ns*
		Jun-08	**1,200**	**0.070**	**0.074**	**105**	**8.8**	<0.050	<0.050	<0.050	**29**	**11**	**300**	<1.0	<1.0	<25.0	*ns*	<1.0	<10.0
		Dec-08	**1,400**	**0.065**	**0.069**	**78.0**	**5.2**	<0.050	**0.36**	**0.35**	**64**	**19**	**320**	<1.0	<1.0	<25.0	*ns*	<1.0	<10.0
		Jun-09	**1,700**	**0.054**	**0.042**	**75.4**	<3.0	*ns*	*ns*	*ns*	**71**	**12**	**250**	*ns*	*ns*	*ns*	*ns*	*ns*	*ns*
		Jun-09 DUP	*ns*	*ns*	*ns*	*ns*	*ns*	*ns*	*ns*	*ns*	*ns*	*ns*	*ns*	*ns*	*ns*	*ns*	*ns*	*ns*	*ns*
		Oct-09	**1,700**	**0.045**	**0.046**	**59.2**	<3.0	*ns*	*ns*	*ns*	**75**	<0.50	**260**	<1.0 UJ	<1.0 UJ	<25.0 UJ	*ns*	**0.6 J**	<10.0 UJ
		Jun-11	**1,200**	**0.009 J**	**0.021 J**	**77.1**	<3.0	<0.050	<0.050	<0.050	**43**	**4**	**230**	*ns*	*ns*	*ns*	*ns*	*ns*	*ns*
		Jun-13	*ns*	*ns*	*ns*	*ns*	*ns*	*ns*	*ns*	*ns*	*ns*	*ns*	*ns*	*ns*	*ns*	*ns*	*ns*	*ns*	*ns*
		Nov-14	*ns*	*ns*	*ns*	*ns*	*ns*	*ns*	*ns*	*ns*	*ns*	*ns*	*ns*	*ns*	*ns*	*ns*	*ns*	*ns*	*ns*
		Jun-15	*ns*	*ns*	*ns*	*ns*	*ns*	*ns*	*ns*	*ns*	*ns*	*ns*	*ns*	*ns*	*ns*	*ns*	*ns*	*ns*	*ns*
		May-16	*ns*	*ns*	*ns*	*ns*	*ns*	*ns*	*ns*	*ns*	*ns*	*ns*	*ns*	*ns*	*ns*	*ns*	*ns*	*ns*	*ns*
		Nov-18	*ns*	*ns*	*ns*	*ns*	*ns*	*ns*	*ns*	*ns*	*ns*	*ns*	*ns*	*ns*	*ns*	*ns*	*ns*	*ns*	*ns*
		Apr-20	*ns*	*ns*	*ns*	*ns*	*ns*	*ns*	*ns*	*ns*	*ns*	*ns*	*ns*	*ns*	*ns*	*ns*	*ns*	*ns*	*ns*

TABLE 5B
SUMMARY OF NATRUAL ATTENUATION PARAMETERS
Troy Mills Landfill Superfund Site
Troy, New Hampshire

Monitoring Well ID	Geological Unit of Well Screen	Sampling Event Date	MNA - Field Screening							
			pH (SU)	*ORP (mV)*	*Specific Conductance (µS/cm)*	*Dissolved Oxygen (mg/L)*	*Turbidity (ntu)*	*Temperature (°C)*	*Ferrous Iron (mg/L)*	*Nitrate (mg/L)*
NHAGQS			na	na	na	na	na	na	na	na
ROD ICL			na	na	na	na	na	na	na	na
TRY_MW-508	**Overburden**	**Aug-04**	*ns*	*ns*	*ns*	*ns*	*ns*	*ns*	*ns*	*ns*
		Oct-05	*ns*	*ns*	*ns*	*ns*	*ns*	*ns*	*ns*	*ns*
		Jun-06	*ns*	*ns*	*ns*	*ns*	*ns*	*ns*	*ns*	*ns*
		Dec-06	*ns*	*ns*	*ns*	*ns*	*ns*	*ns*	*ns*	*ns*
		May-07	*ns*	*ns*	*ns*	*ns*	*ns*	*ns*	*ns*	*ns*
		Jun-08	*ns*	*ns*	*ns*	*ns*	*ns*	*ns*	*ns*	*ns*
		Dec-08	*ns*	*ns*	*ns*	*ns*	*ns*	*ns*	*ns*	*ns*
		Jun-09	*ns*	*ns*	*ns*	*ns*	*ns*	*ns*	**0.18**	**0.3**
		Oct-09	*ns*	*ns*	*ns*	*ns*	*ns*	*ns*	**0.10**	**0.1**
TRY_MW-508X	**Overburden**	**Jun-11**	**5**	**197**	**28**	**7.3**	**11**	**14**	*ns*	*ns*
		Jun-13	*ns*	*ns*	*ns*	*ns*	*ns*	*ns*	*ns*	*ns*
		Nov-14	**4.9**	**192**	**24**	**9.2**	<5	**9**	*ns*	*ns*
		Jun-15	*ns*	*ns*	*ns*	*ns*	*ns*	*ns*	*ns*	*ns*
		May-16	**5.2**	**263**	**26**	**7.9**	<5	**10**	*ns*	*ns*
		Oct-18	**5.0 g**	**85 g**	**22 g**	**9 g**	**38 g**	**9 g**	*ns*	*ns*
		Apr-20	**7.5 g**	**203 g**	**18 g**	**8.5 g**	**307 g**	**7 g**	*ns*	*ns*
TRY_MW-601S	**Overburden**	**Aug-04**	*ns*	*ns*	*ns*	*ns*	*ns*	*ns*	*ns*	*ns*
		Oct-05	**5.61**	**336**	**224**	**0.2**	**0.2**	---	*ns*	*ns*
		Jun-06	*ns*	*ns*	*ns*	*ns*	*ns*	*ns*	*ns*	*ns*
		Dec-06	**5.5**	**208.8**	**190**	**0.5**	**0.3**	---	*ns*	*ns*
		May-07	**5.4**	**228**	**259**	**5.2**	**271.0**	---	*ns*	*ns*
		Jun-08	**5.60**	**321.6**	**255**	**2.72**	**16.9**	**14**	*ns*	*ns*
		Dec-08	*ns*	*ns*	*ns*	*ns*	*ns*	*ns*	**0.12**	*ns*
		Jun-09	**5.8**	**203**	**283**	**0.9**	**1**	**10**	**0.11**	**0.3**
		Jun-09 DUP	*ns*	*ns*	*ns*	*ns*	*ns*	*ns*	*ns*	**0.4**
		Oct-09	**6.0**	**108**	**279**	**0.3**	<1	**10**	**0.07**	**0.1 J***
		Jun-11	**5.6**	**203**	**224**	<0.5	<5	**12**	*ns*	*ns*
		Jun-13	**5.6**	**208**	**199**	<0.5	<5	**10**	*ns*	*ns*
		Nov-14	**5.5**	**116**	**163**	<0.5	<5	**10**	*ns*	*ns*
		Jun-15	*ns*	*ns*	*ns*	*ns*	*ns*	*ns*	*ns*	*ns*
		May-16	**6.0**	**132**	**197**	<0.5	<5	**11**	*ns*	*ns*
		Nov-18	**6.5 g**	**98 g**	**205 g**	**0.9 g**	**7 g**	**11 g**	*ns*	*ns*
		Apr-20	**6.3 g**	**67 g**	**211 g**	**3.0 g**	<5 g	**12**	*ns*	*ns*

TABLE 5B
SUMMARY OF NATRUAL ATTENUATION PARAMETERS
Troy Mills Landfill Superfund Site
Troy, New Hampshire

Monitoring Well ID	Geological Unit of Well Screen	Sampling Event Date	MNA - Laboratory																
														Volatile Fatty Acids (mg/L)					
			Methane (µg/L)	*Ethane (µg/L)*	*Ethene (µg/L)*	*Alkalinity (mg/L)*	*Chloride (mg/L)*	*Nitrite-Nitrogen (mg/L)*	*Nitrate+Nitrite-Nitrogen (mg/L)*	*Nitrate-Nitrogen (mg/L)*	*Sulfate, as SO4 (mg/L)*	*Total Organic Carbon (mg/L)*	*Carbon Dioxide (mg/L)*	*Acetic acid*	*Butyric acid*	*Lactic acid and HIBA*	*Pentanoic acid*	*Propionic acid*	*Pyruvic acid*
NHAGQS			na	na	na	na	na	1	na	10	500	na	na	na	na	na	na	na	na
ROD ICL			na	na	na	na	na	na	na	na	na	na	na	na	na	na	na	na	na
TRY_MW-601D	**Overburden**	**Aug-04**	*ns*	*ns*	*ns*	*ns*	*ns*	*ns*	*ns*	*ns*	*ns*	*ns*	*ns*	*ns*	*ns*	*ns*	*ns*	*ns*	*ns*
		Oct-05	*ns*	*ns*	*ns*	**55**	**1.9**	<0.03	*ns*	<0.02	*ns*	**1.5**	*ns*	<1	<1	<25	*ns*	<1	<10
		Jun-06	*ns*	*ns*	*ns*	*ns*	*ns*	*ns*	*ns*	*ns*	*ns*	*ns*	*ns*	*ns*	*ns*	*ns*	*ns*	*ns*	*ns*
		Dec-06	**830**	<10	<10	**74.5**	<3	<0.050	<0.10	<0.050	**4.0**	**4.0**	**47**	<1	<1	<25	*ns*	<1	<10
		May-07	**520**	<10	<10	*ns*	<3.0	<0.050	<0.050	<0.050	**4.0**	**4.2**	*ns*	*ns*	*ns*	*ns*	*ns*	*ns*	*ns*
		Jun-08	**840**	**0.047**	**0.700**	**51.2**	<3.0	<0.050	<0.050	<0.050	**8.9**	**4.3**	**14**	<1.0	<1.0	<25.0	*ns*	<1.0	<10.0
		Dec-08	**800**	**0.049**	**0.640**	**74.4**	<3.0	<0.050	<0.050	<0.050	**4.5**	**6.6**	**30**	<1.0	<1.0	<25.0	*ns*	<1.0	<10.0
		Jun-09	**770**	**0.041**	**0.890**	**75.9**	<3.0	*ns*	*ns*	*ns*	**3.4**	**3.5**	**29**	*ns*	*ns*	*ns*	*ns*	*ns*	*ns*
		Oct-09	**1,300**	**0.066**	**1.500**	**82.7**	<3.0	*ns*	*ns*	*ns*	**2.9**	**3.3**	**32**	<1.0 UJ	<1.0 UJ	<25.0 UJ	*ns*	**0.6 J**	<10.0 UJ
		Jun-11	**1,000**	**0.027**	**0.740**	**87.9**	<3.0	<0.050	**0.053**	**0.051**	**3.5**	**1.3**	**26**	*ns*	*ns*	*ns*	*ns*	*ns*	*ns*
		Jun-13	*ns*	*ns*	*ns*	*ns*	*ns*	*ns*	*ns*	*ns*	*ns*	*ns*	*ns*	*ns*	*ns*	*ns*	*ns*	*ns*	*ns*
		Nov-14	*ns*	*ns*	*ns*	*ns*	*ns*	*ns*	*ns*	*ns*	*ns*	*ns*	*ns*	*ns*	*ns*	*ns*	*ns*	*ns*	*ns*
		Jun-15	*ns*	*ns*	*ns*	*ns*	*ns*	*ns*	*ns*	*ns*	*ns*	*ns*	*ns*	*ns*	*ns*	*ns*	*ns*	*ns*	*ns*
		May-16	*ns*	*ns*	*ns*	*ns*	*ns*	*ns*	*ns*	*ns*	*ns*	*ns*	*ns*	*ns*	*ns*	*ns*	*ns*	*ns*	*ns*
		Nov-18	*ns*	*ns*	*ns*	*ns*	*ns*	*ns*	*ns*	*ns*	*ns*	*ns*	*ns*	*ns*	*ns*	*ns*	*ns*	*ns*	*ns*
		Apr-20	*ns*	*ns*	*ns*	*ns*	*ns*	*ns*	*ns*	*ns*	*ns*	*ns*	*ns*	*ns*	*ns*	*ns*	*ns*	*ns*	*ns*
TRY_MW-602B	**Bedrock**	**Aug-04**	*ns*	*ns*	*ns*	*ns*	*ns*	*ns*	*ns*	*ns*	*ns*	*ns*	*ns*	*ns*	*ns*	*ns*	*ns*	*ns*	*ns*
		Oct-05	*ns*	*ns*	*ns*	**120**	**2.5**	<0.03	*ns*	<0.02	*ns*	**3.9**	*ns*	<1	<1	<25	*ns*	<1	<10
		Jun-06	*ns*	*ns*	*ns*	*ns*	*ns*	*ns*	*ns*	*ns*	*ns*	*ns*	*ns*	*ns*	*ns*	*ns*	*ns*	*ns*	*ns*
		Dec-06	**1,800**	<20	<20	**100**	**7.0**	<0.050	<0.10	<0.050	**9**	**18**	**160**	<1	<1	<25	*ns*	<1	<10
		May-07	**1,000**	<10	<10	*ns*	**5.0**	<0.050	<0.050	<0.050	**9**	**12**	*ns*	*ns*	*ns*	*ns*	*ns*	*ns*	*ns*
		Jun-08	**2,900**	**0.069**	**0.056**	**108**	**4.9**	<0.050	<0.050	<0.050	**9.0**	**8.7**	**160**	1.1	<1.0	<25.0	*ns*	<1.0	<10.0
		Dec-08	**1,500**	**0.090**	**0.036**	**96.4**	**4.4**	<0.050	<0.050	<0.050	**13**	**9.9**	**160**	<1.0	<1.0	<25.0	*ns*	<1.0	<10.0
		Jun-09	**2,400**	**0.079**	**0.049**	**82.1**	**3.4**	*ns*	*ns*	*ns*	**11**	**5.6**	**140**	*ns*	*ns*	*ns*	*ns*	*ns*	*ns*
		Oct-09	**2,400**	**0.082**	**0.066**	**87.8**	**3.2**	*ns*	*ns*	*ns*	**11**	**12**	**170**	<1.0 UJ	<1.0 UJ	<25.0 UJ	*ns*	<1.0 UJ	<10.0 UJ
		Jun-11	**4,500**	**0.049**	**0.088**	**99.4**	<3	<0.050	<0.050 J	<0.050 J	**8**	**2.8**	**130**	*ns*	*ns*	*ns*	*ns*	*ns*	*ns*
		Jun-13	*ns*	*ns*	*ns*	*ns*	*ns*	*ns*	*ns*	*ns*	*ns*	*ns*	*ns*	*ns*	*ns*	*ns*	*ns*	*ns*	*ns*
		Nov-14	*ns*	*ns*	*ns*	*ns*	*ns*	*ns*	*ns*	*ns*	*ns*	*ns*	*ns*	*ns*	*ns*	*ns*	*ns*	*ns*	*ns*
		Jun-15	*ns*	*ns*	*ns*	*ns*	*ns*	*ns*	*ns*	*ns*	*ns*	*ns*	*ns*	*ns*	*ns*	*ns*	*ns*	*ns*	*ns*
		May-16	*ns*	*ns*	*ns*	*ns*	*ns*	*ns*	*ns*	*ns*	*ns*	*ns*	*ns*	*ns*	*ns*	*ns*	*ns*	*ns*	*ns*
		Oct-18	*ns*	*ns*	*ns*	*ns*	*ns*	*ns*	*ns*	*ns*	*ns*	*ns*	*ns*	*ns*	*ns*	*ns*	*ns*	*ns*	*ns*
		Apr-20	*ns*	*ns*	*ns*	*ns*	*ns*	*ns*	*ns*	*ns*	*ns*	*ns*	*ns*	*ns*	*ns*	*ns*	*ns*	*ns*	*ns*

TABLE 5B
SUMMARY OF NATRUAL ATTENUATION PARAMETERS
Troy Mills Landfill Superfund Site
Troy, New Hampshire

Monitoring Well ID	Geological Unit of Well Screen	Sampling Event Date	MNA - Field Screening							
			pH (SU)	*ORP (mV)*	*Specific Conductance (µS/cm)*	*Dissolved Oxygen (mg/L)*	*Turbidity (ntu)*	*Temperature (°C)*	*Ferrous Iron (mg/L)*	*Nitrate (mg/L)*
NHAGQS			na	na	na	na	na	na	na	na
ROD ICL			na	na	na	na	na	na	na	na
TRY_MW-601D	Overburden	Aug-04	*ns*	*ns*	*ns*	*ns*	*ns*	*ns*	*ns*	*ns*
		Oct-05	6.56	-25.5	170	0.3	0.8	---	*ns*	*ns*
		Jun-06	*ns*	*ns*	*ns*	*ns*	*ns*	*ns*	*ns*	*ns*
		Dec-06	6.46	-1.7	113	0.2	4.4	---	*ns*	*ns*
		May-07	6.78	-24	106	4.0	35.6	---	*ns*	*ns*
		Jun-08	6.82	-58.6	122	0.77	23.6	20	*ns*	*ns*
		Dec-08	6.7	-13	163	0.60	67.0	7	1.70	*ns*
		Jun-09	6.6	11	148	0.9	15	14	1.19	0.0
		Oct-09	6.8	-75	169	0.2	4	11	0.63	0.7 J*
		Jun-11	*ns/ir*	*ns/ir*	*ns/ir*	*ns/ir*	*ns/ir*	*ns/ir*	*ns*	*ns*
		Jun-13	*ns/ir*	*ns/ir*	*ns/ir*	*ns/ir*	*ns/ir*	*ns/ir*	*ns*	*ns*
		Nov-14	*ns/ir*	*ns/ir*	*ns/ir*	*ns/ir*	*ns/ir*	*ns/ir*	*ns*	*ns*
		Jun-15	*ns*	*ns*	*ns*	*ns*	*ns*	*ns*	*ns*	*ns*
		May-16	6.9	-6	249	1.1	<5	13	*ns*	*ns*
		Nov-18	6.9	-12	244	0.6	12	11	*ns*	*ns*
		Apr-20	6.9	-43	250	<0.5	<5	9	*ns*	*ns*
TRY_MW-602B	Bedrock	Aug-04	*ns*	*ns*	*ns*	*ns*	*ns*	*ns*	*ns*	*ns*
		Oct-05	6.19	250.4	243	0.8	0.8	---	*ns*	*ns*
		Jun-06	*ns*	*ns*	*ns*	*ns*	*ns*	*ns*	*ns*	*ns*
		Dec-06	6.2	-2.6	236	0.2	0.5	---	*ns*	*ns*
		May-07	7.15	11.3	257	6.5	37.8	---	*ns*	*ns*
		Jun-08	5.73	25.2	261	0.50	27.8	12	*ns*	*ns*
		Dec-08	6.0	22	219	0.3	5.0	8	0.64	*ns*
		Jun-09	6.1	-1	207	0.7	3.0	10	2.23	0.2
		Oct-09	6.3	2	211	0.6	<1	11	0.84	0.5 J*
		Jun-11	6.0	29	221	1.9	<5	9	*ns*	*ns*
		Jun-13	*ns*	*ns*	*ns*	*ns*	*ns*	*ns*	*ns*	*ns*
		Nov-14	5.9	9	206	<0.5	<5	9	*ns*	*ns*
		Jun-15	*ns*	*ns*	*ns*	*ns*	*ns*	*ns*	*ns*	*ns*
		May-16	6.2	14	226	<0.5	<5	12	*ns*	*ns*
		Oct-18	6.2	26	229	<0.5	5	9	*ns*	*ns*
		Apr-20	6.3	12	200	<0.5	<5	8	*ns*	*ns*

TABLE 5B
SUMMARY OF NATRUAL ATTENUATION PARAMETERS
Troy Mills Landfill Superfund Site
Troy, New Hampshire

Monitoring Well ID	Geological Unit of Well Screen	Sampling Event Date	MNA - Laboratory																
													Volatile Fatty Acids (mg/L)						
			Methane (µg/L)	*Ethane (µg/L)*	*Ethene (µg/L)*	*Alkalinity (mg/L)*	*Chloride (mg/L)*	*Nitrite-Nitrogen (mg/L)*	*Nitrate+Nitrite-Nitrogen (mg/L)*	*Nitrate-Nitrogen (mg/L)*	*Sulfate, as SO4 (mg/L)*	*Total Organic Carbon (mg/L)*	*Carbon Dioxide (mg/L)*	*Acetic acid*	*Butyric acid*	*Lactic acid and HIBA*	*Pentanoic acid*	*Propionic acid*	*Pyruvic acid*
NHAGQS			na	na	na	na	na	1	na	10	500	na	na	na	na	na	na	na	na
ROD ICL			na	na	na	na	na	na	na	na	na	na	na	na	na	na	na	na	na
TRY_MW-701	**Bedrock**	**Aug-04**	*ns*	*ns*	*ns*	*ns*	*ns*	*ns*	*ns*	*ns*	*ns*	*ns*	*ns*	*ns*	*ns*	*ns*	*ns*	*ns*	*ns*
		Oct-05	*ns*	*ns*	*ns*	*ns*	*ns*	*ns*	*ns*	*ns*	*ns*	*ns*	*ns*	*ns*	*ns*	*ns*	*ns*	*ns*	*ns*
		Jun-06	*ns*	*ns*	*ns*	*ns*	*ns*	*ns*	*ns*	*ns*	*ns*	*ns*	*ns*	*ns*	*ns*	*ns*	*ns*	*ns*	*ns*
		Dec-06	<10	<10	<10	**8**	<3.0	<0.050	**0.27**	**0.27**	**11**	**1**	**28**	<1	<1	<25	*ns*	<1	<10
		May-07	<10	<10	<10	*ns*	<3.0	<0.050	**0.06**	**0.06**	**9**	**1.8**	*ns*	*ns*	*ns*	*ns*	*ns*	*ns*	*ns*
		Jun-08	**0.083**	<0.025	<0.025	**2.3**	<3.0	<0.050	**0.063**	**0.062**	**7.1**	**1.3**	**30**	*ns*	*ns*	*ns*	*ns*	*ns*	*ns*
		Dec-08	**1**	**0.01**	**0.036**	**5.5**	<3.0	<0.050	**0.055**	**0.055**	**8.3**	**3.2**	**43**	<1.0	<1.0	<25.0	*ns*	<1.0	<10.0
		Jun-09	**1.2**	<0.025	**0.06**	**4.5**	<3.0	*ns*	*ns*	*ns*	**7.1**	**1.5**	**32**	*ns*	*ns*	*ns*	*ns*	*ns*	*ns*
		Oct-09	**0.072 J**	<0.025	**0.017 J**	**4.7**	<3.0	*ns*	*ns*	*ns*	**7.8**	**1.6**	**36**	<1.0 UJ	<1.0 UJ	<25.0 UJ	*ns*	**0.5 J**	<10.0 UJ
		Jun-11	**0.038 J**	<0.025	**0.015 J**	**3.6**	<3.0	<0.050	<0.050	<0.050	**7.2**	<0.050	**25**	*ns*	*ns*	*ns*	*ns*	*ns*	*ns*
		Jun-13	*ns*	*ns*	*ns*	*ns*	*ns*	*ns*	*ns*	*ns*	*ns*	*ns*	*ns*	*ns*	*ns*	*ns*	*ns*	*ns*	*ns*
		Nov-14	*ns*	*ns*	*ns*	*ns*	*ns*	*ns*	*ns*	*ns*	*ns*	*ns*	*ns*	*ns*	*ns*	*ns*	*ns*	*ns*	*ns*
		Jun-15	*ns*	*ns*	*ns*	*ns*	*ns*	*ns*	*ns*	*ns*	*ns*	*ns*	*ns*	*ns*	*ns*	*ns*	*ns*	*ns*	*ns*
		May-16	*ns*	*ns*	*ns*	*ns*	*ns*	*ns*	*ns*	*ns*	*ns*	*ns*	*ns*	*ns*	*ns*	*ns*	*ns*	*ns*	*ns*
		Oct-18	*ns*	*ns*	*ns*	*ns*	*ns*	*ns*	*ns*	*ns*	*ns*	*ns*	*ns*	*ns*	*ns*	*ns*	*ns*	*ns*	*ns*
		Apr-20	*ns*	*ns*	*ns*	*ns*	*ns*	*ns*	*ns*	*ns*	*ns*	*ns*	*ns*	*ns*	*ns*	*ns*	*ns*	*ns*	*ns*
TRY_MW-702S	**Overburden**	**Aug-04**	*ns*	*ns*	*ns*	*ns*	*ns*	*ns*	*ns*	*ns*	*ns*	*ns*	*ns*	*ns*	*ns*	*ns*	*ns*	*ns*	*ns*
		Oct-05	*ns*	*ns*	*ns*	*ns*	*ns*	*ns*	*ns*	*ns*	*ns*	*ns*	*ns*	*ns*	*ns*	*ns*	*ns*	*ns*	*ns*
		Jun-06	*ns*	*ns*	*ns*	*ns*	*ns*	*ns*	*ns*	*ns*	*ns*	*ns*	*ns*	*ns*	*ns*	*ns*	*ns*	*ns*	*ns*
		Dec-06	<10	<10	<10	**17.1**	<3.0	<0.050	<0.10	<0.050	**10**	**2.9**	**23**	<1	<1	<25	*ns*	<1	<10
		May-07	<10	<10	<10	*ns*	<3.0	<0.050	<0.050	<0.050	**14**	**21**	*ns*	*ns*	*ns*	*ns*	*ns*	*ns*	*ns*
		Jun-08	*ns*	*ns*	*ns*	<1	<3.0	<0.050	<0.050	<0.050	**8.9**	**2.4**	*ns*	*ns*	*ns*	*ns*	*ns*	*ns*	*ns*
		Dec-08	*ns*	*ns*	*ns*	*ns*	*ns*	*ns*	*ns*	*ns*	*ns*	*ns*	*ns*	*ns*	*ns*	*ns*	*ns*	*ns*	*ns*
		Jun-09	*ns*	*ns*	*ns*	*ns*	*ns*	*ns*	*ns*	*ns*	*ns*	*ns*	*ns*	*ns*	*ns*	*ns*	*ns*	*ns*	*ns*
		Oct-09	*ns*	*ns*	*ns*	*ns*	*ns*	*ns*	*ns*	*ns*	*ns*	*ns*	*ns*	*ns*	*ns*	*ns*	*ns*	*ns*	*ns*
TRY_MW-702SX	**Overburden**	**Jun-11**	*ns*	*ns*	*ns*	*ns*	*ns*	*ns*	*ns*	*ns*	*ns*	*ns*	*ns*	*ns*	*ns*	*ns*	*ns*	*ns*	*ns*
		Jun-13	*ns*	*ns*	*ns*	*ns*	*ns*	*ns*	*ns*	*ns*	*ns*	*ns*	*ns*	*ns*	*ns*	*ns*	*ns*	*ns*	*ns*
		Nov-14	*ns*	*ns*	*ns*	*ns*	*ns*	*ns*	*ns*	*ns*	*ns*	*ns*	*ns*	*ns*	*ns*	*ns*	*ns*	*ns*	*ns*
		Jun-15	*ns*	*ns*	*ns*	*ns*	*ns*	*ns*	*ns*	*ns*	*ns*	*ns*	*ns*	*ns*	*ns*	*ns*	*ns*	*ns*	*ns*
		May-16	*ns*	*ns*	*ns*	*ns*	*ns*	*ns*	*ns*	*ns*	*ns*	*ns*	*ns*	*ns*	*ns*	*ns*	*ns*	*ns*	*ns*
		Oct-18	*ns*	*ns*	*ns*	*ns*	*ns*	*ns*	*ns*	*ns*	*ns*	*ns*	*ns*	*ns*	*ns*	*ns*	*ns*	*ns*	*ns*
		Apr-20	*ns*	*ns*	*ns*	*ns*	*ns*	*ns*	*ns*	*ns*	*ns*	*ns*	*ns*	*ns*	*ns*	*ns*	*ns*	*ns*	*ns*

TABLE 5B
SUMMARY OF NATRUAL ATTENUATION PARAMETERS
Troy Mills Landfill Superfund Site
Troy, New Hampshire

Monitoring Well ID	Geological Unit of Well Screen	Sampling Event Date	MNA - Field Screening							
			pH (SU)	*ORP (mV)*	*Specific Conductance (µS/cm)*	*Dissolved Oxygen (mg/L)*	*Turbidity (ntu)*	*Temperature (°C)*	*Ferrous Iron (mg/L)*	*Nitrate (mg/L)*
NHAGQS			na	na	na	na	na	na	na	na
ROD ICL			na	na	na	na	na	na	na	na
TRY_MW-701	**Bedrock**	**Aug-04**	*ns*	*ns*	*ns*	*ns*	*ns*	*ns*	*ns*	*ns*
		Oct-05	*ns*	*ns*	*ns*	*ns*	*ns*	*ns*	*ns*	*ns*
		Jun-06	*ns*	*ns*	*ns*	*ns*	*ns*	*ns*	*ns*	*ns*
		Dec-06	**5.84**	**180.1**	**32**	**10.0**	**0.6**	---	*ns*	*ns*
		May-07	**7.41**	**160**	**33**	**3.0**	**20.9**	---	*ns*	*ns*
		Jun-08	**5.22**	**345.7**	**32**	**12.71**	**0.47**	**12**	*ns*	*ns*
		Dec-08	**5.4**	**235**	**38**	**6.9**	**5.0**	**8**	**0.06**	*ns*
		Jun-09	**6.2**	**71**	**36**	**6.8**	**5.0**	**8.0**	**0.08**	**0.2**
		Oct-09	**5.7**	**117**	**37**	**4.8**	**20**	**10**	**0.03**	**0.4**
		Jun-11	**5.5**	**156**	**32**	**8.5**	<5	**10**	*ns*	*ns*
		Jun-13	**5.4**	**222**	**32**	**9.2**	<5	**9**	*ns*	*ns*
		Nov-14	**5.4**	**85**	**34**	**7.6**	<5	**9**	*ns*	*ns*
		Jun-15	*ns*	*ns*	*ns*	*ns*	*ns*	*ns*	*ns*	*ns*
		May-16	**5.6**	**291**	**30**	**9.7**	<5	**9**	*ns*	*ns*
		Oct-18	**5.6**	**68**	**34**	**8.3**	**5**	**8**	*ns*	*ns*
		Apr-20	**7.9**	**203**	**29**	**8.8**	<5	**8**	*ns*	*ns*
TRY_MW-702S	**Overburden**	**Aug-04**	*ns*	*ns*	*ns*	*ns*	*ns*	*ns*	*ns*	*ns*
		Oct-05	*ns*	*ns*	*ns*	*ns*	*ns*	*ns*	*ns*	*ns*
		Jun-06	*ns*	*ns*	*ns*	*ns*	*ns*	*ns*	*ns*	*ns*
		Dec-06	**6.15**	**50.5**	**47**	**1.3**	**2.3**	---	*ns*	*ns*
		May-07	**5.8**	**99.1**	**48**	**5.8**	**532.0**	---	*ns*	*ns*
		Jun-08	**4.76**	**306**	**28**	**5.36**	**8.6**	**15**	*ns*	*ns*
		Dec-08	*ns*	*ns*	*ns*	*ns*	*ns*	*ns*	*ns*	*ns*
		Jun-09	*ns*	*ns*	*ns*	*ns*	*ns*	*ns*	*ns*	*ns*
		Oct-09	*ns*	*ns*	*ns*	*ns*	*ns*	*ns*	*ns*	*ns*
TRY_MW-702SX	**Overburden**	**Jun-11**	**5.0**	**172**	**19**	**9.3**	<5	**12**	*ns*	*ns*
		Jun-13	*ns*	*ns*	*ns*	*ns*	*ns*	*ns*	*ns*	*ns*
		Nov-14	**4.9**	**220**	**25**	**8.2**	<5	**10**	*ns*	*ns*
		Jun-15	**5.1**	**272**	**17 J***	**8.3**	**8**	**12**	*ns*	*ns*
		May-16	**5.3**	**208**	**20**	**9.7**	<5	**9.8**	*ns*	*ns*
		Oct-18	**5.1**	**152**	**22**	**4**	**5**	**10**	*ns*	*ns*
		Apr-20	**7.6**	**202**	**19**	**11.4**	<5	**5**	*ns*	*ns*

TABLE 5B
SUMMARY OF NATRUAL ATTENUATION PARAMETERS
Troy Mills Landfill Superfund Site
Troy, New Hampshire

Monitoring Well ID	Geological Unit of Well Screen	Sampling Event Date	MNA - Laboratory																
													Volatile Fatty Acids (mg/L)						
			Methane (µg/L)	*Ethane (µg/L)*	*Ethene (µg/L)*	*Alkalinity (mg/L)*	*Chloride (mg/L)*	*Nitrite-Nitrogen (mg/L)*	*Nitrate+Nitrite-Nitrogen (mg/L)*	*Nitrate-Nitrogen (mg/L)*	*Sulfate, as SO4 (mg/L)*	*Total Organic Carbon (mg/L)*	*Carbon Dioxide (mg/L)*	*Acetic acid*	*Butyric acid*	*Lactic acid and HIBA*	*Pentanoic acid*	*Propionic acid*	*Pyruvic acid*
NHAGQS			na	na	na	na	na	1	na	10	500	na	na	na	na	na	na	na	na
ROD ICL			na	na	na	na	na	na	na	na	na	na	na	na	na	na	na	na	na
TRY_MW-702D	**Bedrock**	**Aug-04**	*ns*	*ns*	*ns*	*ns*	*ns*	*ns*	*ns*	*ns*	*ns*	*ns*	*ns*	*ns*	*ns*	*ns*	*ns*	*ns*	*ns*
		Oct-05	*ns*	*ns*	*ns*	*ns*	*ns*	*ns*	*ns*	*ns*	*ns*	*ns*	*ns*	*ns*	*ns*	*ns*	*ns*	*ns*	*ns*
		Jun-06	*ns*	*ns*	*ns*	*ns*	*ns*	*ns*	*ns*	*ns*	*ns*	*ns*	*ns*	*ns*	*ns*	*ns*	*ns*	*ns*	*ns*
		Dec-06	<10	<10	<10	**16.0**	<3.0	<0.050	<0.10	<0.050	**7.0**	**0.81**	**6.2**	<1	<1	<25	*ns*	<1	<10
		May-07	<10	<10	<10	*ns*	<3.0	<0.050	**0.090**	**0.090**	**6.0**	**1.7**	*ns*	*ns*	*ns*	*ns*	*ns*	*ns*	*ns*
		Jun-08	*ns*	*ns*	*ns*	**18.6**	<3.0	<0.050	**0.075**	**0.073**	**5.8**	**0.87**	*ns*	*ns*	*ns*	*ns*	*ns*	*ns*	*ns*
		Dec-08	*ns*	*ns*	*ns*	*ns*	*ns*	*ns*	*ns*	*ns*	*ns*	*ns*	*ns*	*ns*	*ns*	*ns*	*ns*	*ns*	*ns*
		Jun-09	*ns*	*ns*	*ns*	*ns*	*ns*	*ns*	*ns*	*ns*	*ns*	*ns*	*ns*	*ns*	*ns*	*ns*	*ns*	*ns*	*ns*
		Oct-09, 25.9'	*ns*	*ns*	*ns*	*ns*	*ns*	*ns*	*ns*	*ns*	*ns*	*ns*	*ns*	*ns*	*ns*	*ns*	*ns*	*ns*	*ns*
		Oct-09, 35.9'	*ns*	*ns*	*ns*	*ns*	*ns*	*ns*	*ns*	*ns*	*ns*	*ns*	*ns*	*ns*	*ns*	*ns*	*ns*	*ns*	*ns*
		Oct-09, 44.4'	*ns*	*ns*	*ns*	*ns*	*ns*	*ns*	*ns*	*ns*	*ns*	*ns*	*ns*	*ns*	*ns*	*ns*	*ns*	*ns*	*ns*
		Apr-10, 25.9'	*ns*	*ns*	*ns*	*ns*	*ns*	*ns*	*ns*	*ns*	*ns*	*ns*	*ns*	*ns*	*ns*	*ns*	*ns*	*ns*	*ns*
		Apr-10, 25.9' DUP	*ns*	*ns*	*ns*	*ns*	*ns*	*ns*	*ns*	*ns*	*ns*	*ns*	*ns*	*ns*	*ns*	*ns*	*ns*	*ns*	*ns*
		Jun-11	*ns*	*ns*	*ns*	*ns*	*ns*	*ns*	*ns*	*ns*	*ns*	*ns*	*ns*	*ns*	*ns*	*ns*	*ns*	*ns*	*ns*
		Jun-13	*ns*	*ns*	*ns*	*ns*	*ns*	*ns*	*ns*	*ns*	*ns*	*ns*	*ns*	*ns*	*ns*	*ns*	*ns*	*ns*	*ns*
		Nov-14	*ns*	*ns*	*ns*	*ns*	*ns*	*ns*	*ns*	*ns*	*ns*	*ns*	*ns*	*ns*	*ns*	*ns*	*ns*	*ns*	*ns*
		Jun-15	*ns*	*ns*	*ns*	*ns*	*ns*	*ns*	*ns*	*ns*	*ns*	*ns*	*ns*	*ns*	*ns*	*ns*	*ns*	*ns*	*ns*
		May-16	*ns*	*ns*	*ns*	*ns*	*ns*	*ns*	*ns*	*ns*	*ns*	*ns*	*ns*	*ns*	*ns*	*ns*	*ns*	*ns*	*ns*
		Oct-18	*ns*	*ns*	*ns*	*ns*	*ns*	*ns*	*ns*	*ns*	*ns*	*ns*	*ns*	*ns*	*ns*	*ns*	*ns*	*ns*	*ns*
		Apr-20	*ns*	*ns*	*ns*	*ns*	*ns*	*ns*	*ns*	*ns*	*ns*	*ns*	*ns*	*ns*	*ns*	*ns*	*ns*	*ns*	*ns*
TRY_MW-801	**Overburden**	**Jun-11**	**1200**	**0.082**	**0.096**	**126**	**3.2**	<0.050	<0.050	<0.050	**32**	**8.9**	**360**	*ns*	*ns*	*ns*	*ns*	*ns*	*ns*
		Jun-13	*ns*	*ns*	*ns*	*ns*	*ns*	*ns*	*ns*	*ns*	*ns*	*ns*	*ns*	*ns*	*ns*	*ns*	*ns*	*ns*	*ns*
		Nov-14	*ns*	*ns*	*ns*	*ns*	*ns*	*ns*	*ns*	*ns*	*ns*	*ns*	*ns*	*ns*	*ns*	*ns*	*ns*	*ns*	*ns*
		Jun-15	*ns*	*ns*	*ns*	*ns*	*ns*	*ns*	*ns*	*ns*	*ns*	*ns*	*ns*	*ns*	*ns*	*ns*	*ns*	*ns*	*ns*
		May-16	*ns*	*ns*	*ns*	*ns*	*ns*	*ns*	*ns*	*ns*	*ns*	*ns*	*ns*	*ns*	*ns*	*ns*	*ns*	*ns*	*ns*
		Nov-18	*ns*	*ns*	*ns*	*ns*	*ns*	*ns*	*ns*	*ns*	*ns*	*ns*	*ns*	*ns*	*ns*	*ns*	*ns*	*ns*	*ns*
		Apr-20	*ns*	*ns*	*ns*	*ns*	*ns*	*ns*	*ns*	*ns*	*ns*	*ns*	*ns*	*ns*	*ns*	*ns*	*ns*	*ns*	*ns*
TRY_MW-802	**Overburden**	**Jun-11**	**1,400 J***	**0.024 J**	**0.15 J***	**118**	**3.4**	<0.050	<0.050 J	<0.050 J	**37**	**18**	**290**	*ns*	*ns*	*ns*	*ns*	*ns*	*ns*
		Jun-13	*ns*	*ns*	*ns*	*ns*	*ns*	*ns*	*ns*	*ns*	*ns*	*ns*	*ns*	*ns*	*ns*	*ns*	*ns*	*ns*	*ns*
		Nov-14	*ns*	*ns*	*ns*	*ns*	*ns*	*ns*	*ns*	*ns*	*ns*	*ns*	*ns*	*ns*	*ns*	*ns*	*ns*	*ns*	*ns*
		Jun-15	*ns*	*ns*	*ns*	*ns*	*ns*	*ns*	*ns*	*ns*	*ns*	*ns*	*ns*	*ns*	*ns*	*ns*	*ns*	*ns*	*ns*
		May-16	*ns*	*ns*	*ns*	*ns*	*ns*	*ns*	*ns*	*ns*	*ns*	*ns*	*ns*	*ns*	*ns*	*ns*	*ns*	*ns*	*ns*
		Nov-18	*ns*	*ns*	*ns*	*ns*	*ns*	*ns*	*ns*	*ns*	*ns*	*ns*	*ns*	*ns*	*ns*	*ns*	*ns*	*ns*	*ns*
		Apr-20	*ns*	*ns*	*ns*	*ns*	*ns*	*ns*	*ns*	*ns*	*ns*	*ns*	*ns*	*ns*	*ns*	*ns*	*ns*	*ns*	*ns*
TRY_MW-803	**Overburden**	**Jun-11**	**4100**	**0.031**	**0.1**	**255**	**3.9**	0.083	<0.050 J	<0.050 J	**3.8**	**57**	**260**	*ns*	*ns*	*ns*	*ns*	*ns*	*ns*
		Jun-13	*ns*	*ns*	*ns*	*ns*	*ns*	*ns*	*ns*	*ns*	*ns*	*ns*	*ns*	*ns*	*ns*	*ns*	*ns*	*ns*	*ns*
		Nov-14	*ns*	*ns*	*ns*	*ns*	*ns*	*ns*	*ns*	*ns*	*ns*	*ns*	*ns*	*ns*	*ns*	*ns*	*ns*	*ns*	*ns*
		Jun-15	*ns*	*ns*	*ns*	*ns*	*ns*	*ns*	*ns*	*ns*	*ns*	*ns*	*ns*	*ns*	*ns*	*ns*	*ns*	*ns*	*ns*
		May-16	*ns*	*ns*	*ns*	*ns*	*ns*	*ns*	*ns*	*ns*	*ns*	*ns*	*ns*	*ns*	*ns*	*ns*	*ns*	*ns*	*ns*
		Nov-18	*ns*	*ns*	*ns*	*ns*	*ns*	*ns*	*ns*	*ns*	*ns*	*ns*	*ns*	*ns*	*ns*	*ns*	*ns*	*ns*	*ns*
		Apr-20	*ns*	*ns*	*ns*	*ns*	*ns*	*ns*	*ns*	*ns*	*ns*	*ns*	*ns*	*ns*	*ns*	*ns*	*ns*	*ns*	*ns*

TABLE 5B
SUMMARY OF NATRUAL ATTENUATION PARAMETERS
Troy Mills Landfill Superfund Site
Troy, New Hampshire

Monitoring Well ID	Geological Unit of Well Screen	Sampling Event Date	MNA - Field Screening							
			pH (SU)	*ORP (mV)*	*Specific Conductance (µS/cm)*	*Dissolved Oxygen (mg/L)*	*Turbidity (ntu)*	*Temperature (°C)*	*Ferrous Iron (mg/L)*	*Nitrate (mg/L)*
NHAGQS			na	na	na	na	na	na	na	na
ROD ICL			na	na	na	na	na	na	na	na
TRY_MW-702D	**Bedrock**	**Aug-04**	*ns*	*ns*	*ns*	*ns*	*ns*	*ns*	*ns*	*ns*
		Oct-05	*ns*	*ns*	*ns*	*ns*	*ns*	*ns*	*ns*	*ns*
		Jun-06	*ns*	*ns*	*ns*	*ns*	*ns*	*ns*	*ns*	*ns*
		Dec-06	**6.69**	**146**	**38**	**3.9**	**2.6**	---	*ns*	*ns*
		May-07	**6.14**	**73**	**54**	**8.3**	**990.0**	---	*ns*	*ns*
		Jun-08	**6.58**	**312**	**43**	**5.75**	**7.3**	**16**	*ns*	*ns*
		Dec-08	*ns*	*ns*	*ns*	*ns*	*ns*	*ns*	*ns*	*ns*
		Jun-09	*ns*	*ns*	*ns*	*ns*	*ns*	*ns*	*ns*	*ns*
		Oct-09, 25.9'	*ns*	*ns*	*ns*	*ns*	*ns*	*ns*	*ns*	*ns*
		Oct-09, 35.9'	*ns*	*ns*	*ns*	*ns*	*ns*	*ns*	*ns*	*ns*
		Oct-09, 44.4'	*ns*	*ns*	*ns*	*ns*	*ns*	*ns*	*ns*	*ns*
		Apr-10, 25.9'	*ns*	*ns*	*ns*	*ns*	*ns*	*ns*	*ns*	*ns*
		Apr-10, 25.9' DUP	*ns*	*ns*	*ns*	*ns*	*ns*	*ns*	*ns*	*ns*
		Jun-11	**6.6**	**96**	**52**	**5.7**	**50**	**10**	*ns*	*ns*
		Jun-13	*ns*	*ns*	*ns*	*ns*	*ns*	*ns*	*ns*	*ns*
		Nov-14	**6.6**	**180**	**52**	**6.0**	**11**	**11**	*ns*	*ns*
		Jun-15	**6.7**	**189**	**42**	**5.2**	**40**	**12**	*ns*	*ns*
		May-16	**6.8**	**145**	**55**	**5.5**	**11**	**9.1**	*ns*	*ns*
		Oct-18	**6.6**	**147**	**50**	**5.6**	**11**	**9**	*ns*	*ns*
		Apr-20	**8.4**	**129**	**49**	**5.8**	**10**	**6**	*ns*	*ns*
TRY_MW-801	**Overburden**	**Jun-11**	**5.7**	**79**	**313**	**0.9**	<5	**14**	*ns*	*ns*
		Jun-13	**5.7**	**55**	**324**	**1.0**	<5	**12**	*ns*	*ns*
		Nov-14	**6.0**	**41**	**429**	<0.5	<5	**10**	*ns*	*ns*
		Jun-15	*ns*	*ns*	*ns*	*ns*	*ns*	*ns*	*ns*	*ns*
		May-16	**5.9**	**34**	**385**	**0.8**	<5	**12**	*ns*	*ns*
		Nov-18	**6**	**7.8**	**380**	<0.5	<5	**12**	*ns*	*ns*
		Apr-20	**6.1**	**23**	**331**	**0.6**	<5	**10**	*ns*	*ns*
TRY_MW-802	**Overburden**	**Jun-11**	**5.8**	**30**	**407**	<0.5	<5	**14**	*ns*	*ns*
		Jun-13	**5.8**	**51**	**444**	**0.8**	**9**	**12**	*ns*	*ns*
		Nov-14	*ns/ir*	*ns/ir*	*ns/ir*	*ns/ir*	*ns/ir*	*ns/ir*	*ns*	*ns*
		Jun-15	*ns*	*ns*	*ns*	*ns*	*ns*	*ns*	*ns*	*ns*
		May-16	**6.3**	**10**	**521**	**0.6**	**5**	**12**	*ns*	*ns*
		Nov-18	**6.2 g**	**-21 g**	**476 g**	**0.8 g**	<5 g	**14 g**	*ns*	*ns*
		Apr-20	**6.3**	**-33**	**444**	<0.5	<5	**11**	*ns*	*ns*
TRY_MW-803	**Overburden**	**Jun-11**	**6.2**	**-71**	**729**	**<0.5**	<5	**12**	*ns*	*ns*
		Jun-13	**6.2**	**-50**	**701**	**1.0**	**8**	**13**	*ns*	*ns*
		Nov-14	*ns*	*ns*	*ns*	*ns*	*ns*	*ns*	*ns*	*ns*
		Jun-15	*ns/ir*	*ns/ir*	*ns/ir*	*ns/ir*	*ns/ir*	*ns/ir*	*ns*	*ns*
		May-16	**6.6**	**-53**	**831**	<0.5	**82**	**12**	*ns*	*ns*
		Nov-18	**6.6 g**	**25 g, J***	**773 g**	**1.1 g**	**15 g**	**10 g**	*ns*	*ns*
		Apr-20	**7.3 g**	**-73**	**677**	**0.6 g**	**21 g**	**11**		

TABLE 5B
SUMMARY OF NATRUAL ATTENUATION PARAMETERS
Troy Mills Landfill Superfund Site
Troy, New Hampshire

Monitoring Well ID	Geological Unit of Well Screen	Sampling Event Date	MNA - Laboratory																
													Volatile Fatty Acids (mg/L)						
			Methane (µg/L)	*Ethane (µg/L)*	*Ethene (µg/L)*	*Alkalinity (mg/L)*	*Chloride (mg/L)*	*Nitrite-Nitrogen (mg/L)*	*Nitrate+Nitrite-Nitrogen (mg/L)*	*Nitrate-Nitrogen (mg/L)*	*Sulfate, as SO4 (mg/L)*	*Total Organic Carbon (mg/L)*	*Carbon Dioxide (mg/L)*	*Acetic acid*	*Butyric acid*	*Lactic acid and HIBA*	*Pentanoic acid*	*Propionic acid*	*Pyruvic acid*
NHAGQS			na	na	na	na	na	1	na	10	500	na	na	na	na	na	na	na	na
ROD ICL			na	na	na	na	na	na	na	na	na	na	na	na	na	na	na	na	na
TRY_MW-804	**Overburden**	**Jun-11**	**710**	**0.015 J**	**0.12**	**155**	<3.0	**0.061**	<0.050 J	<0.050 J	**41**	**17**	**240**	*ns*	*ns*	*ns*	*ns*	*ns*	*ns*
		Jun-11 DUP	**1,800**	**0.071**	**0.1**	**153**	<3.0	**0.062**	<0.050 J	<0.050 J	**41**	**17**	**260**	*ns*	*ns*	*ns*	*ns*	*ns*	*ns*
		Jun-13	*ns*	*ns*	*ns*	*ns*	*ns*	*ns*	*ns*	*ns*	*ns*	*ns*	*ns*	*ns*	*ns*	*ns*	*ns*	*ns*	*ns*
		Jun-13 DUP	*ns*	*ns*	*ns*	*ns*	*ns*	*ns*	*ns*	*ns*	*ns*	*ns*	*ns*	*ns*	*ns*	*ns*	*ns*	*ns*	*ns*
		Nov-14	*ns*	*ns*	*ns*	*ns*	*ns*	*ns*	*ns*	*ns*	*ns*	*ns*	*ns*	*ns*	*ns*	*ns*	*ns*	*ns*	*ns*
		Nov-14 DUP	*ns*	*ns*	*ns*	*ns*	*ns*	*ns*	*ns*	*ns*	*ns*	*ns*	*ns*	*ns*	*ns*	*ns*	*ns*	*ns*	*ns*
		Jun-15	*ns*	*ns*	*ns*	*ns*	*ns*	*ns*	*ns*	*ns*	*ns*	*ns*	*ns*	*ns*	*ns*	*ns*	*ns*	*ns*	*ns*
		May-16	*ns*	*ns*	*ns*	*ns*	*ns*	*ns*	*ns*	*ns*	*ns*	*ns*	*ns*	*ns*	*ns*	*ns*	*ns*	*ns*	*ns*
		Nov-18	*ns*	*ns*	*ns*	*ns*	*ns*	*ns*	*ns*	*ns*	*ns*	*ns*	*ns*	*ns*	*ns*	*ns*	*ns*	*ns*	*ns*
		Apr-20	*ns*	*ns*	*ns*	*ns*	*ns*	*ns*	*ns*	*ns*	*ns*	*ns*	*ns*	*ns*	*ns*	*ns*	*ns*	*ns*	*ns*
TRY_MW-805	**Overburden**	**Jun-11**	**1200**	**0.011 J**	**0.065**	**224**	**4.6**	**0.092**	<0.050 J	<0.050 J	**4.3**	**24**	**270**	*ns*	*ns*	*ns*	*ns*	*ns*	*ns*
		Jun-13	*ns*	*ns*	*ns*	*ns*	*ns*	*ns*	*ns*	*ns*	*ns*	*ns*	*ns*	*ns*	*ns*	*ns*	*ns*	*ns*	*ns*
		Nov-14	*ns*	*ns*	*ns*	*ns*	*ns*	*ns*	*ns*	*ns*	*ns*	*ns*	*ns*	*ns*	*ns*	*ns*	*ns*	*ns*	*ns*
		Jun-15	*ns*	*ns*	*ns*	*ns*	*ns*	*ns*	*ns*	*ns*	*ns*	*ns*	*ns*	*ns*	*ns*	*ns*	*ns*	*ns*	*ns*
		May-16	*ns*	*ns*	*ns*	*ns*	*ns*	*ns*	*ns*	*ns*	*ns*	*ns*	*ns*	*ns*	*ns*	*ns*	*ns*	*ns*	*ns*
		Nov-18	*ns*	*ns*	*ns*	*ns*	*ns*	*ns*	*ns*	*ns*	*ns*	*ns*	*ns*	*ns*	*ns*	*ns*	*ns*	*ns*	*ns*
		Apr-20	*ns*	*ns*	*ns*	*ns*	*ns*	*ns*	*ns*	*ns*	*ns*	*ns*	*ns*	*ns*	*ns*	*ns*	*ns*	*ns*	*ns*

TABLE 5B
SUMMARY OF NATRUAL ATTENUATION PARAMETERS
Troy Mills Landfill Superfund Site
Troy, New Hampshire

Monitoring Well ID	Geological Unit of Well Screen	Sampling Event Date	MNA - Field Screening							
			pH (SU)	*ORP (mV)*	*Specific Conductance (µS/cm)*	*Dissolved Oxygen (mg/L)*	*Turbidity (ntu)*	*Temperature (°C)*	*Ferrous Iron (mg/L)*	*Nitrate (mg/L)*
NHAGQS			na	na	na	na	na	na	na	na
ROD ICL			na	na	na	na	na	na	na	na
TRY_MW-804	**Overburden**	**Jun-11**	**5.7**	**15**	**422**	<0.5	<5	**12**	*ns*	*ns*
		Jun-11 DUP	*ns*	*ns*	*ns*	*ns*	*ns*	*ns*	*ns*	*ns*
		Jun-13	**5.8**	**20**	**380**	**0.9**	<5	**11**	*ns*	*ns*
		Jun-13 DUP	*ns*	*ns*	*ns*	*ns*	*ns*	*ns*	*ns*	*ns*
		Nov-14	**6.0**	**-17**	**360**	**0.6**	<5	**10**	*ns*	*ns*
		Nov-14 DUP	*ns*	*ns*	*ns*	*ns*	*ns*	*ns*	*ns*	*ns*
		Jun-15	**6.1**	**-55**	**287 J***	**0.6**	<5	**12**	*ns*	*ns*
		May-16	**6.3**	**-33**	**365**	<0.5	<5	**13**	*ns*	*ns*
		Nov-18	**6.2 g**	**84 g, J***	**390 g**	**1.0 g**	**7 g**	**10 g**	*ns*	*ns*
		Apr-20	**6.2 g**	**-12.9 g**	**382 g**	**1.8 g**	**11 g**	**12 g**	*ns*	*ns*
TRY_MW-805	**Overburden**	**Jun-11**	**6.3**	**-23**	**662**	**1.8**	<5	**12**	*ns*	*ns*
		Jun-13	**6.3**	**-28**	**550**	<0.5	<5	**11**	*ns*	*ns*
		Nov-14	**6.2**	**-25**	**555**	**3.9**	**7**	**9**	*ns*	*ns*
		Jun-15	*ns*	*ns*	*ns*	*ns*	*ns*	*ns*	*ns*	*ns*
		May-16	**6.5**	**-51**	**605**	<0.5	<5	**12**	*ns*	*ns*
		Nov-18	**6.3**	**-27**	**562**	<0.5	**22**	**12**	*ns*	*ns*
		Apr-20	**7.0**	**-141**	**534**	<0.5	<5	**10**	*ns*	*ns*

TABLE 5B
SUMMARY OF NATRUAL ATTENUATION PARAMETERS
Troy Mills Landfill Superfund Site
Troy, New Hampshire

TABLE KEY:

AGQS = Ambient Groundwater Quality Standards included in Env-Or 600 - Contaminated Site Management (Env-Or 603.3)
ROD ICL = Record of Decision, Interim Cleanup Levels
MNA = Monitored Natural Attenuation
na = no standard applies
ns = not sampled
ns/ir = insufficient recharge well, field parameters were not collected
< = analyte not detected above the laboratory or field reporting limit
ORP = Oxidation Reduction Potential
µg/L = micrograms per Liter
mg/L = milligrams per Liter
SU = Standard Units
mV = milliVolts
µS/cm = micro Siemens per centimeter
ntu = Nephelometric Turbidity Units
^{o}C = degrees Celsius
g = field measurement collected as a grab sample, no stabilization
J = estimated concentration qualified by the laboratory (NHDPHS, EPA, or Microseeps) or by Environmental Data Services (third party data validation), see laboratory report for explanation
J* = estimated field measurement qualified by GZA due to end of day calibration check issues or failure of parameter to stabilize, or estimated concentration qualified by GZA due to observed field conditions
UJ = the compound was analyzed for, but not detected, the associated numerical value is the estimated sample quantitation limit. UJ is used for data qualified by Environmental Data Services.
"---" = available historical data is unclear as to whether the parameter was not sampled, or sampled but not detected
"*" = historical data for analyte will be identified and entered as part of the next monitoring round
Bold = parameter was detected above the laboratory reporting detection limit
Grey shading = concentration exceeds the Ambient Groundwater Quality Standards
Orange shading = most recent round of sample results

GENERAL NOTES:

* Groundwater samples collected during spring 2020 were collected using bladder pumps or peristaltic pumps and dedicated tubing. Refer to **Table 2** for the sampling equipment used at each well.
* The low-flow field screening parameter readings reported represent the last round of readings prior to sample collection.

TABLE 6
SUMMARY OF DETECTED PFAS COMPOUNDS IN GROUNDWATER SAMPLES
Troy Mills Landfill Superfund Site
Troy, New Hampshire

Sample ID	Stratigraphic Unit/Sample Type	Sample Date	Perfluoroalkyl Carboxylic Acids													Perfluoroalkyl Sulfonic Acids							
			Perfluorobutanoic Acid (PFBA) [4]	Perfluoropentanoic Acid (PFPeA) [5]	Perfluorohexanoic Acid (PFHxA) [6]	Perfluoroheptanoic Acid (PFHpA) [7]	Perfluorooctanoic Acid (PFOA) [8]	Perfluorononanoic Acid (PFNA) [9]	Perfluorodecanoic Acid (PFDA) [10]	Perfluoroundecanoic Acid (PFUnA) [11]	Perfluorododecanoic Acid (PFDoA) [12]	Perfluorotridecanoic Acid (PFTrDA) [13]	Perfluorotetradecanoic Acid (PFTA) [14]	Perfluorohexadecanoic Acid (PFHxDA) [16]	Perfluorooctadecanoic Acid (PFODA) [18]	Perfluorobutanesulfonic Acid (PFBS) [4S]	Perfluoropentanesulfonic Acid (PFPeS) [5S]	Perfluorohexanesulfonic Acid (PFHxS) [6S]	Perfluoroheptanesulfonic Acid (PFHpS) [7S]	Perfluorooctanesulfonic Acid (PFOS) [8S]	Perfluorononanesulfonic Acid (PFNS) [9S]	Perfluorodecanesulfonic Acid (PFDS) [10S]	Perfluorododecane sulfonate (PFDoDS) [12S]
		CAS No.	375-22-4	2706-90-3	307-24-4	375-85-9	335-67-1	375-95-1	335-76-2	2058-94-8	307-55-1	72629-94-8	376-06-7	67905-19-5	16517-11-6	375-73-5	2706-91-4	355-46-4	375-92-8	1763-23-1	68259-12-1	335-77-3	79780-39-5
		NHDES AGQS (ng/L) [2]	*na*	*na*	*na*	*na*	12	11	*na*	*na*	*na*	*na*	*na*	*na*	*na*	*na*	*na*	18	*na*	15	*na*	*na*	*na*
		EPA Screening Level (ng/L) [3]	*na*	*na*	*na*	*na*	40	*na*	*na*	*na*	*na*	*na*	*na*	*na*	*na*	40000	*na*	*na*	*na*	40	*na*	*na*	*na*
		EPA Health Advisory (ng/L) [4]	*na*	*na*	*na*	*na*	70	*na*	*na*	*na*	*na*	*na*	*na*	*na*	*na*	*na*	*na*	*na*	*na*	70	*na*	*na*	*na*
Field Samples																							
TRY_M-1	Overburden	4/24/2020	**75.2**	**185**	**218**	**257**	**524**	**13.7**	< 2.07 U	**4.32**	< 2.07 U	< 2.07 U	< 2.07 U	< 4.15 U	< 4.15 U	**16.2**	< 2.07 U	**10.4**	< 2.07 U	**2.66**	< 2.07 U	< 2.07 U	< 2.07 U
TRY_M-7	Overburden	10/31/2018	**56**	**130**	**200**	**220**	**200**	**4.3**	< 2 U	< 2 U	< 2 U	< 2 U	< 2 U	---	---	**14**	---	**5.8**	< 2 U	< 2 U	---	< 2 U	---
		4/22/2020	**47.8**	**111**	**168**	**192**	**194**	**5.05**	< 1.92 U	< 1.92 U	< 1.92 U	< 1.92 U	< 1.92 U	< 3.85 U	< 3.85 U	**13.3**	**4.41**	**10.2**	< 1.92 U	< 1.92 U	< 1.92 U	< 1.92 U	< 1.92 U
TRY_M-7D	Bedrock	4/22/2020	< 1.97 U	< 1.97 U	< 1.97 U	< 1.97 U	< 1.97 U	< 1.97 U	< 1.97 U	< 1.97 U	< 1.97 U	< 1.97 U	< 1.97 U	< 3.94 U	< 3.94 U	< 1.97 U	< 1.97 U	< 1.97 U	< 1.97 U	< 1.97 U	< 1.97 U	< 1.97 U	< 1.97 U
TRY_MW-A28	Overburden	11/5/2018	**21**	**23**	< 20 U	< 20 U	< 20 U	< 20 U	< 20 U	< 20 U	< 20 U	< 20 U	< 20 U	---	---	< 20 U	---	< 20 U	< 20 U	< 20 U	---	< 20 U	---
		4/27/2020	< 1.96 U	**4.67**	**2.53**	**3.72**	**12.5**	< 1.96 U	< 1.96 U	< 1.96 U	< 1.96 U	< 1.96 U	< 1.96 U	< 3.92 U	< 3.92 U	< 1.96 U	< 1.96 U	< 1.96 U	< 1.96 U	< 1.96 U	< 1.96 U	< 1.96 U	< 1.96 U
TRY_MW-C6D	Overburden	4/22/2020	**8.66**	**22.4**	**23.8**	**21.4**	**43.1**	< 1.77 U	**2.46**	< 1.77 U	< 1.77 U	< 1.77 U	< 1.77 U	< 3.53 U	< 3.53 U	< 1.77 U	< 1.77 U	< 1.77 U	< 1.77 U	< 1.77 U	< 1.77 U	< 1.77 U	< 1.77 U
TRY_MW-C6S	Overburden	10/31/2018	**47**	**150**	**160**	**190**	**420**	**12**	< 2 U	< 2 U	< 2 U	< 2 U	< 2 U	---	---	**7.9**	---	**11**	< 2 U	**3.8**	---	< 2 U	---
TRY_MW-C6S DUP		10/31/2018	**53**	**140**	**170**	**190**	**440**	**9.6**	< 2 U	< 2 U	< 2 U	< 2 U	< 2 U	---	---	**8.1**	---	**11**	< 2 U	**4.3**	---	< 2 U	---
TRY_MW-C6S		4/22/2020	**56.8**	**140**	**148**	**183**	**442**	**13.6**	< 1.84 U	< 1.84 U	< 1.84 U	< 1.84 U	< 1.84 U	< 3.68 U	< 3.68 U	**7.76**	**1.91**	**11.2**	< 1.84 U	**5.15**	< 1.84 U	< 1.84 U	< 1.84 U
TRY_MW-C6S DUP		4/22/2020	**56.2**	**136**	**153**	**176**	**446**	**12.7**	< 1.82 U	< 1.82 U	< 1.82 U	< 1.82 U	< 1.82 U	< 3.64 U	< 3.64 U	**7.89**	< 1.82 U	**10.9**	< 1.82 U	**4.36**	< 1.82 U	< 1.82 U	< 1.82 U
TRY_MW-101D	Overburden	4/27/2020	**3.47**	**8.5**	**6.14**	**3.99**	**6.4**	< 1.83 U	**2.65**	< 1.83 U	< 1.83 U	< 1.83 U	< 1.83 U	< 3.66 U	< 3.66 U	< 1.83 U	< 1.83 U	< 1.83 U	< 1.83 U	< 1.83 U	< 1.83 U	< 1.83 U	< 1.83 U
TRY_MW-101S	Overburden	10/30/2018	**82**	**160**	**210**	**260**	**480**	**5.6**	< 2 U	< 2 U	< 2 U	< 2 U	< 2 U	---	---	**17**	---	**10**	< 2 U	**3.7**	---	< 2 U	---
		4/24/2020	**70.2**	**143**	**184**	**242**	**370**	**33.7**	< 2.14 U	< 2.14 U	< 2.14 U	< 2.14 U	< 2.14 U	< 4.29 U	< 4.29 U	**12.5**	< 2.14 U	**10.5**	< 2.14 U	**7.62**	< 2.14 U	< 2.14 U	< 2.14 U
TRY_MW-102	Predominantly Overburden	11/5/2018	**120**	**270**	**440**	**570**	**610**	< 20 U	< 20 U	< 20 U	< 20 U	< 20 U	< 20 U	---	---	**37**	---	< 20 U	< 20 U	< 20 U	---	< 20 U	---
		4/27/2020	**92.9 B***	**174 B***	**255 B***	**540 B***	**2140 B***	**4.38**	< 1.99 U	**2.21**	< 1.99 U	< 1.99 U	< 1.99 U	< 3.98 U	< 3.98 U	**30.2**	< 1.99 U	**22.5**	< 1.99 U	**3.35 B***	< 1.99 U	< 1.99 U	< 1.99 U
TRY_MW-104D	Overburden	4/21/2020	< 1.92 U	< 1.92 U	< 1.92 U	< 1.92 U	< 1.92 U	< 1.92 U	< 1.92 U	< 1.92 U	< 1.92 U	< 1.92 U	< 1.92 U	< 3.85 U	< 3.85 U	< 1.92 U	< 1.92 U	< 1.92 U	< 1.92 U	< 1.92 U	< 1.92 U	< 1.92 U	< 1.92 U
TRY_MW-104S	Overburden	4/22/2020	**42.9**	**104**	**132**	**150**	**287**	**10.5**	< 2.02 U	< 2.02 U	< 2.02 U	< 2.02 U	< 2.02 U	< 4.03 U	< 4.03 U	**8.78**	< 2.02 U	**7.42**	< 2.02 U	**5.8**	< 2.02 U	< 2.02 U	< 2.02 U
TRY_MW-105D	Bedrock	4/21/2020	**16 B***	**28.1 B***	**45.5 B***	**73.8 B***	**159 B***	**24.4**	**5.7**	**6.63**	**2.9**	< 1.8 U	< 1.8 U	< 3.61 U	< 3.61 U	**7.33**	< 1.8 U	**3.94**	< 1.8 U	**4.84 B***	< 1.8 U	< 1.8 U	< 1.8 U
TRY_MW-105S	Overburden	11/1/2018	**44**	**87**	**150**	**170**	**260**	**31**	< 2 U	< 2 U	< 2 U	< 2 U	< 2 U	---	---	**20**	---	**5.7**	**5.3**	**10**	---	< 2 U	---
		4/21/2020	**21.6**	**44.8**	**71.8**	**100**	**162**	**17.6**	**2.18**	< 1.88 U	< 1.88 U	< 1.88 U	< 1.88 U	< 3.76 U	< 3.76 U	**8.47**	< 1.88 U	**2.44**	< 1.88 U	**4.76**	< 1.88 U	< 1.88 U	< 1.88 U
TRY_MW-201SX	Overburden	4/28/2020	**38.4**	**89.2**	**111**	**145**	**273**	**7.87**	< 2 U	< 2 U	< 2 U	< 2 U	< 2 U	< 4 U	< 4 U	**8.64**	< 2 U	**6.55**	< 2 U	**10.9**	< 2 U	< 2 U	< 2 U
TRY_MW-202P	Overburden	4/24/2020	**32.3 B***	**86.6 B***	**90.6 B***	**79.4 B***	**118 B***	**12.1**	**8.23**	**6.92**	< 1.94 U	< 1.94 U	< 1.94 U	< 3.89 U	< 3.89 U	**2.04**	< 1.94 U	**3.04**	< 1.94 U	< 1.94 U	< 1.94 U	< 1.94 U	< 1.94 U
TRY_MW-204	Overburden	4/27/2020	**88.7**	**184**	**217**	**202**	**497**	**57.3**	< 1.87 U	< 1.87 U	< 1.87 U	< 1.87 U	< 1.87 U	< 3.74 U	< 3.74 U	**18.6**	< 1.87 U	**12**	**3**	**4.91**	< 1.87 U	< 1.87 U	< 1.87 U
TRY_MW-205	Overburden	11/7/2018	**78**	**100**	**62**	**83**	**47**	**24**	< 20 U	< 20 U	< 20 U	< 20 U	< 20 U	---	---	< 20 U	---	< 20 U	< 20 U	< 20 U	---	< 20 U	---
		4/28/2020	< 16.7 U	**55.7**	**57.5**	**54.5**	**45.2**	< 16.7 U	< 16.7 U	< 16.7 U	< 16.7 U	< 16.7 U	< 16.7 U	< 33.3 U	< 33.3 U	< 16.7 U	< 16.7 U	< 16.7 U	< 16.7 U	< 16.7 U	< 16.7 U	< 16.7 U	< 16.7 U
TRY_MW-301X	Overburden	4/24/2020	**103 B***	**238 B***	**351 B***	**357 B***	**571 B***	**4.1**	**2.01**	**12.9**	< 1.8 U	< 1.8 U	< 1.8 U	< 3.6 U	< 3.6 U	**21.4**	**2.12**	**7.88**	< 1.8 U	**6.62 B***	< 1.8 U	< 1.8 U	< 1.8 U
TRY_MW-501D	Overburden	4/23/2020	< 1.8 U	< 1.8 U	< 1.8 U	< 1.8 U	< 1.8 U	< 1.8 U	< 1.8 U	< 1.8 U	< 1.8 U	< 1.8 U	< 1.8 U	< 3.6 U	< 3.6 U	< 1.8 U	< 1.8 U	< 1.8 U	< 1.8 U	< 1.8 U	< 1.8 U	< 1.8 U	< 1.8 U
TRY_MW-501X	Overburden	4/23/2020	**47.8 B***	**90 B***	**56.3 B***	**62.1 B***	**92.6 B***	**4.46**	**2.23**	**2.23**	< 1.98 U	< 1.98 U	< 1.98 U	< 3.97 U	< 3.97 U	**3.7**	< 1.98 U	< 1.98 U	< 1.98 U	< 1.98 U	< 1.98 U	< 1.98 U	< 1.98 U
TRY_MW-508X	Overburden	4/21/2020	**4.32 B***	**4.5 B***	< 2.03 U	< 2.03 U	< 2.03 U	< 2.03 U	< 2.03 U	< 2.03 U	< 2.03 U	< 2.03 U	< 2.03 U	< 4.06 U	< 4.06 U	< 2.03 U	< 2.03 U	< 2.03 U	< 2.03 U	**4.54 B***	< 2.03 U	< 2.03 U	< 2.03 U
TRY_MW-601D	Overburden	4/23/2020	**11.8**	**28.9**	**25.5**	**7.96**	**5.99**	< 1.92 U	**1.93**	< 1.92 U	< 1.92 U	< 1.92 U	< 1.92 U	< 3.85 U	< 3.85 U	< 1.92 U	< 1.92 U	< 1.92 U	< 1.92 U	< 1.92 U	< 1.92 U	< 1.92 U	< 1.92 U
TRY_MW-601S	Overburden	4/23/2020	**79**	**163**	**186**	**221**	**506**	**61.8**	**2.89**	< 1.8 U	< 1.8 U	< 1.8 U	< 1.8 U	< 3.61 U	< 3.61 U	**12.5**	**2.35**	**12.7**	**3.39**	**5.2**	< 1.8 U	< 1.8 U	< 1.8 U
TRY_MW-602B	Bedrock	10/30/2018	**35**	**85**	**120**	**140**	**270**	**8.1**	**2.6**	< 2 U	< 2 U	< 2 U	< 2 U	---	---	**9.9**	---	**4.8**	< 2 U	< 2 U	---	< 2 U	---
		4/24/2020	**29.9**	**60**	**77.5**	**96.6**	**240**	**8.37**	< 2.04 U	< 2.04 U	< 2.04 U	< 2.04 U	< 2.04 U	< 4.08 U	< 4.08 U	**6.36**	< 2.04 U	**4.45**	< 2.04 U	< 2.04 U	< 2.04 U	< 2.04 U	< 2.04 U
TRY_MW-701	Bedrock	10/31/2018	< 2 U	< 2 U	< 2 U	< 2 U	< 2 U	**3.7**	< 2 U	< 2 U	< 2 U	< 2 U	< 2 U	---	---	< 2 U	---	< 2 U	< 2 U	< 2 U	---	< 2 U	---
		4/21/2020	< 1.81 U	< 1.81 U	< 1.81 U	< 1.81 U	< 1.81 U	**3.02**	< 1.81 U	< 1.81 U	< 1.81 U	< 1.81 U	< 1.81 U	< 3.62 U	< 3.62 U	< 1.81 U	< 1.81 U	< 1.81 U	< 1.81 U	< 1.81 U	< 1.81 U	< 1.81 U	< 1.81 U

TABLE 6
SUMMARY OF DETECTED PFAS COMPOUNDS IN GROUNDWATER SAMPLES
Troy Mills Landfill Superfund Site
Troy, New Hampshire

Sample ID	Stratigraphic Unit/Sample Type	Sample Date	Fluorotelomers				Perfluoroalkane Sulfonamides (FASAs) and Sulfonamido Substances							Ether Carboxylic Acids		Additional Substances		Parameter Calculations			
			1H,1H,2H,2H-Perfluorododecanesulfonic Acid (10:2FTS)	1H,1H,2H,2H-Perfluorodecanesulfonic Acid (8:2FTS)	1H,1H,2H,2H-Perfluorooctanesulfonic Acid (6:2FTS)	1H,1H,2H,2H-Perfluorohexanesulfonic Acid (4:2FTS)	Perfluorooctanesulfonamide (PFOSA)	N-Ethyl Perfluorooctane Sulfonamide (NEtFOSA)	N-Methyl Perfluorooctane Sulfonamide (NMeFOSA)	N-Ethyl Perfluorooctanesulfonamido Ethanol (NEtFOSE)	N-Methyl Perfluorooctanesulfonamido Ethanol (NMeFOSE)	N-Ethyl Perfluorooctanesulfonamidoacetic Acid (NEtFOSAA)	N-Methyl Perfluorooctanesulfonamidoacetic Acid (NMeFOSAA)	2,3,3,3-Tetrafluoro-2-[1,1,2,2,3,3,3-Heptafluoropropoxy]-Propanoic Acid (HFPO-DA)	4,8-Dioxa-3h-Perfluorononanoic Acid (ADONA)	9-Chlorohexadecafluoro-3-Oxanone-1-Sulfonic Acid (9Cl-PF3ONS)	11-Chloroeicosafluoro-3-Oxaundecane-1-Sulfonic Acid (11Cl-PF3OUdS)	Total PFOA + PFOS [1]	Total Measured PFAS	% PFOA vs. Total PFOA+PFOS	% PFOA + PFOS vs. Total PFAS
		CAS No.	120226-60-0	39108-34-4	27619-97-2	757124-72-4	754-91-6	4151-50-2	31506-32-8	1691-99-2	24448-09-7	2991-50-6	2355-31-9	13252-13-6	919005-14-4	756426-58-1	763051-92-9				
		NHDES AGQS (ng/L) [2]	*na*	*na*	*na*	*na*	*na*	*na*	*na*	*na*	*na*	*na*	*na*	*na*	*na*	*na*	*na*	*na*	*na*	*na*	*na*
		EPA Screening Level (ng/L) [3]	*na*	*na*	*na*	*na*	*na*	*na*	*na*	*na*	*na*	*na*	*na*	*na*	*na*	*na*	*na*	*na*	*na*	*na*	*na*
		EPA Health Advisory (ng/L) [4]	*na*	*na*	*na*	*na*	*na*	*na*	*na*	*na*	*na*	*na*	*na*	*na*	*na*	*na*	*na*	70	*na*	*na*	*na*
Field Samples																					
TRY_M-1	Overburden	4/24/2020	< 5.19 U	< 2.07 U	< 2.07 U	< 2.07 U	< 2.07 U	< 20.7 U	< 20.7 U	< 51.9 U	< 51.9 U	< 2.07 U	< 2.07 U	< 51.9 U	< 2.07 U	< 2.07 U	< 2.07 U	**527**	**1306**	99%	40%
TRY_M-7	Overburden	10/31/2018	---	< 4 U	< 4 U	---	< 4 U	---	---	---	---	---	---	---	---	---	---	**200**	**830**	N/A	24%
		4/22/2020	< 4.81 U	< 1.92 U	< 1.92 U	< 1.92 U	< 1.92 U	< 19.2 U	< 19.2 U	< 48.1 U	< 48.1 U	< 1.92 U	< 1.92 U	< 48.1 U	< 1.92 U	< 1.92 U	< 1.92 U	**194**	**746**	N/A	26%
TRY_M-7D	Bedrock	4/22/2020	< 4.92 U	< 1.97 U	< 1.97 U	< 1.97 U	< 1.97 U	< 19.7 U	< 19.7 U	< 49.2 U	< 49.2 U	< 1.97 U	< 1.97 U	< 49.2 U	< 1.97 U	< 1.97 U	< 1.97 U	ND	ND	N/A	N/A
TRY_MW-A28	Overburden	11/5/2018	---	< 40 U	< 4 U	---	< 40 U	---	---	---	---	---	---	---	---	---	---	ND	**44**	N/A	N/A
		4/27/2020	< 4.9 U	< 1.96 U	< 1.96 U	< 1.96 U	< 1.96 U	< 19.6 U	< 19.6 U	< 49 U	< 49 U	< 1.96 U	< 1.96 U	< 49 U	< 1.96 U	< 1.96 U	< 1.96 U	**13**	**23**	N/A	53%
TRY_MW-C6D	Overburden	4/22/2020	< 4.42 U	< 1.77 U	< 1.77 U	< 1.77 U	< 1.77 U	< 17.7 U	< 17.7 U	< 44.2 U	< 44.2 U	< 1.77 U	< 1.77 U	< 44.2 U	< 1.77 U	< 1.77 U	< 1.77 U	**43**	**122**	N/A	35%
TRY_MW-C6S	Overburden	10/31/2018	---	< 4 U	< 4 U	---	< 4 U	---	---	---	---	---	---	---	---	---	---	**424**	**1002**	99%	42%
TRY_MW-C6S DUP	Overburden	10/31/2018	---	< 4 U	< 4 U	---	< 4 U	---	---	---	---	---	---	---	---	---	---	**444**	**1026**	99%	43%
TRY_MW-C6S	Overburden	4/22/2020	< 4.6 U	< 1.84 U	< 1.84 U	< 1.84 U	< 1.84 U	< 18.4 U	< 18.4 U	< 46 U	< 46 U	< 1.84 U	< 1.84 U	< 46 U	< 1.84 U	< 1.84 U	< 1.84 U	**447**	**1009**	99%	44%
TRY_MW-C6S DUP	Overburden	4/22/2020	< 4.54 U	< 1.82 U	< 1.82 U	< 1.82 U	< 1.82 U	< 18.2 U	< 18.2 U	< 45.4 U	< 45.4 U	< 1.82 U	< 1.82 U	< 45.4 U	< 1.82 U	< 1.82 U	< 1.82 U	**450**	**1003**	99%	45%
TRY_MW-101D	Overburden	4/27/2020	< 4.58 U	< 1.83 U	< 1.83 U	< 1.83 U	< 1.83 U	< 18.3 U	< 18.3 U	< 45.8 U	< 45.8 U	< 1.83 U	< 1.83 U	< 45.8 U	< 1.83 U	< 1.83 U	< 1.83 U	**6.4**	**31**	N/A	21%
TRY_MW-101S	Overburden	10/30/2018	---	< 4 U	< 4 U	---	< 4 U	---	---	---	---	---	---	---	---	---	---	**484**	**1228**	99%	39%
		4/24/2020	< 5.36 U	< 2.14 U	< 2.14 U	< 2.14 U	< 2.14 U	< 21.4 U	< 21.4 U	< 53.6 U	< 53.6 U	< 2.14 U	< 2.14 U	< 53.6 U	< 2.14 U	< 2.14 U	< 2.14 U	**378**	**1074**	98%	35%
TRY_MW-102	Predominantly Overburden	11/5/2018	---	< 40 U	< 40 U	---	< 40 U	---	---	---	---	---	---	---	---	---	---	**610**	**2047**	N/A	30%
		4/27/2020	< 4.98 U	< 1.99 U	< 1.99 U	< 1.99 U	< 1.99 U	< 19.9 U	< 19.9 U	< 49.8 U	< 49.8 U	< 1.99 U	< 1.99 U	< 49.8 U	< 1.99 U	< 1.99 U	< 1.99 U	**2143**	**3265**	N/A	66%
TRY_MW-104D	Overburden	4/21/2020	< 4.81 U	< 1.92 U	< 1.92 U	< 1.92 U	< 1.92 U	< 19.2 U	< 19.2 U	< 48.1 U	< 48.1 U	< 1.92 U	< 1.92 U	< 48.1 U	< 1.92 U	< 1.92 U	< 1.92 U	ND	ND	N/A	N/A
TRY_MW-104S	Overburden	4/22/2020	< 5.04 U	< 2.02 U	< 2.02 U	< 2.02 U	< 2.02 U	< 20.2 U	< 20.2 U	< 50.4 U	< 50.4 U	< 2.02 U	< 2.02 U	< 50.4 U	< 2.02 U	< 2.02 U	< 2.02 U	**293**	**748**	98%	39%
TRY_MW-105D	Bedrock	4/21/2020	< 4.51 U	< 1.8 U	< 1.8 U	< 1.8 U	< 1.8 U	< 18 U	< 18 U	< 45.1 U	< 45.1 U	< 1.8 U	< 1.8 U	< 45.1 U	< 1.8 U	< 1.8 U	< 1.8 U	**164**	**377**	N/A	43%
TRY_MW-105S	Overburden	11/1/2018	---	< 4 U	< 4 U	---	< 4 U	---	---	---	---	---	---	---	---	---	---	**270**	**783**	96%	34%
		4/21/2020	< 4.7 U	< 1.88 U	< 1.88 U	< 1.88 U	< 1.88 U	< 18.8 U	< 18.8 U	< 47 U	< 47 U	< 1.88 U	< 1.88 U	< 47 U	< 1.88 U	< 1.88 U	< 1.88 U	**167**	**436**	97%	38%
TRY_MW-201SX	Overburden	4/28/2020	< 5 U	< 2 U	< 2 U	< 2 U	< 2 U	< 20 U	< 20 U	< 50 U	< 50 U	< 2 U	< 2 U	< 50 U	< 2 U	< 2 U	< 2 U	**284**	**691**	96%	41%
TRY_MW-202P	Overburden	4/24/2020	< 4.86 U	< 1.94 U	< 1.94 U	< 1.94 U	< 1.94 U	< 19.4 U	< 19.4 U	< 48.6 U	< 48.6 U	< 1.94 U	< 1.94 U	< 48.6 U	< 1.94 U	< 1.94 U	< 1.94 U	**118**	**439**	N/A	27%
TRY_MW-204	Overburden	4/27/2020	< 4.68 U	< 1.87 U	< 1.87 U	< 1.87 U	< 1.87 U	< 18.7 U	< 18.7 U	< 46.8 U	< 46.8 U	< 1.87 U	< 1.87 U	< 46.8 U	< 1.87 U	< 1.87 U	< 1.87 U	**502**	**1285**	99%	39%
TRY_MW-205	Overburden	11/7/2018	---	< 40 U	< 4 U	---	< 40 U	---	---	---	---	---	---	---	---	---	---	**47**	**394**	N/A	12%
		4/28/2020	< 41.7 U	< 16.7 U	< 16.7 U	< 16.7 U	< 16.7 U	< 167 U	< 167 U	< 417 U	< 417 U	< 16.7 U	< 16.7 U	< 417 U	< 16.7 U	< 16.7 U	< 16.7 U	**45**	**213**	N/A	21%
TRY_MW-301X	Overburden	4/24/2020	< 4.5 U	< 1.8 U	< 1.8 U	< 1.8 U	< 1.8 U	< 18 U	< 18 U	< 45 U	< 45 U	< 1.8 U	< 1.8 U	< 45 U	< 1.8 U	< 1.8 U	< 1.8 U	**578**	**1677**	N/A	34%
TRY_MW-501D	Overburden	4/23/2020	< 4.5 U	< 1.8 U	< 1.8 U	< 1.8 U	< 1.8 U	< 18 U	< 18 U	< 45 U	< 45 U	< 1.8 U	< 1.8 U	< 45 U	< 1.8 U	< 1.8 U	< 1.8 U	ND	ND	N/A	N/A
TRY_MW-501X	Overburden	4/23/2020	< 4.96 U	< 1.98 U	< 1.98 U	< 1.98 U	< 1.98 U	< 19.8 U	< 19.8 U	< 49.6 U	< 49.6 U	< 1.98 U	< 1.98 U	< 49.6 U	< 1.98 U	< 1.98 U	< 1.98 U	**92.6**	**361**	N/A	26%
TRY_MW-508X	Overburden	4/21/2020	< 5.08 U	< 2.03 U	< 2.03 U	< 2.03 U	< 2.03 U	< 20.3 U	< 20.3 U	< 50.8 U	< 50.8 U	< 2.03 U	< 2.03 U	< 50.8 U	< 2.03 U	< 2.03 U	< 2.03 U	**4.5**	**13**	N/A	34%
TRY_MW-601D	Overburden	4/23/2020	< 4.81 U	< 1.92 U	< 1.92 U	< 1.92 U	< 1.92 U	< 19.2 U	< 19.2 U	< 48.1 U	< 48.1 U	< 1.92 U	< 1.92 U	< 48.1 U	< 1.92 U	< 1.92 U	< 1.92 U	**6.0**	**82**	N/A	7%
TRY_MW-601S	Overburden	4/23/2020	< 4.51 U	< 1.8 U	< 1.8 U	< 1.8 U	< 1.8 U	< 18 U	< 18 U	< 45.1 U	< 45.1 U	< 1.8 U	< 1.8 U	< 45.1 U	< 1.8 U	< 1.8 U	< 1.8 U	**511**	**1256**	99%	41%
TRY_MW-602B	Bedrock	10/30/2018	---	< 4 U	< 4 U	---	< 4 U	---	---	---	---	---	---	---	---	---	---	**270**	**675**	N/A	40%
		4/24/2020	< 5.1 U	< 2.04 U	< 2.04 U	< 2.04 U	< 2.04 U	< 20.4 U	< 20.4 U	< 51 U	< 51 U	< 2.04 U	< 2.04 U	< 51 U	< 2.04 U	< 2.04 U	< 2.04 U	**240**	**523**	N/A	46%
TRY_MW-701	Bedrock	10/31/2018	---	< 4 U	< 4 U	---	< 4 U	---	---	---	---	---	---	---	---	---	---	ND	**3.7**	N/A	N/A
		4/21/2020	< 4.53 U	< 1.81 U	< 1.81 U	< 1.81 U	< 1.81 U	< 18.1 U	< 18.1 U	< 45.3 U	< 45.3 U	< 1.81 U	< 1.81 U	< 45.3 U	< 1.81 U	< 1.81 U	< 1.81 U	ND	**3.0**	N/A	N/A

TABLE 6
SUMMARY OF DETECTED PFAS COMPOUNDS IN GROUNDWATER SAMPLES
Troy Mills Landfill Superfund Site
Troy, New Hampshire

Sample ID	Stratigraphic Unit/Sample Type	Sample Date	Perfluoroalkyl Carboxylic Acids													Perfluoroalkyl Sulfonic Acids							
			Perfluorobutanoic Acid (PFBA) [4]	Perfluoropentanoic Acid (PFPeA) [5]	Perfluorohexanoic Acid (PFHxA) [6]	Perfluoroheptanoic Acid (PFHpA) [7]	Perfluorooctanoic Acid (PFOA) [8]	Perfluorononanoic Acid (PFNA) [9]	Perfluorodecanoic Acid (PFDA) [10]	Perfluoroundecanoic Acid (PFUnA) [11]	Perfluorododecanoic Acid (PFDoA) [12]	Perfluorotridecanoic Acid (PFTrDA) [13]	Perfluorotetradecanoic Acid (PFTA) [14]	Perfluorohexadecanoic Acid (PFHxDA) [16]	Perfluorooctadecanoic Acid (PFODA) [18]	Perfluorobutanesulfonic Acid (PFBS) [4S]	Perfluoropentanesulfonic Acid (PFPeS) [5S]	Perfluorohexanesulfonic Acid (PFHxS) [6S]	Perfluoroheptanesulfonic Acid (PFHpS) [7S]	Perfluorooctanesulfonic Acid (PFOS) [8S]	Perfluorononanesulfonic Acid (PFNS) [9S]	Perfluorodecanesulfonic Acid (PFDS) [10S]	Perfluorododecane sulfonate (PFDoDS) [12S]
		CAS No.	375-22-4	2706-90-3	307-24-4	375-85-9	335-67-1	375-95-1	335-76-2	2058-94-8	307-55-1	72629-94-8	376-06-7	67905-19-5	16517-11-6	375-73-5	2706-91-4	355-46-4	375-92-8	1763-23-1	68259-12-1	335-77-3	79780-39-5
		NHDES AGQS (ng/L) [2]	*na*	*na*	*na*	*na*	12	11	*na*	*na*	*na*	*na*	*na*	*na*	*na*	*na*	*na*	18	*na*	15	*na*	*na*	*na*
		EPA Screening Level (ng/L) [3]	*na*	*na*	*na*	*na*	40	*na*	*na*	*na*	*na*	*na*	*na*	*na*	*na*	40000	*na*	*na*	*na*	40	*na*	*na*	*na*
		EPA Health Advisory (ng/L) [4]	*na*	*na*	*na*	*na*	70	*na*	*na*	*na*	*na*	*na*	*na*	*na*	*na*	*na*	*na*	*na*	*na*	70	*na*	*na*	*na*
TRY_MW-702D	Bedrock	4/22/2020	< 1.77 U	< 1.77 U	< 1.77 U	< 1.77 U	< 1.77 U	< 1.77 U	< 1.77 U	**8.6**	**1.78**	< 1.77 U	< 1.77 U	< 3.53 U	< 3.53 U	< 1.77 U	< 1.77 U	< 1.77 U	< 1.77 U	< 1.77 U	< 1.77 U	< 1.77 U	< 1.77 U
TRY_MW-702SX	Overburden	4/22/2020	< 1.86 U	< 1.86 U	< 1.86 U	< 1.86 U	< 1.86 U	< 1.86 U	< 1.86 U	< 1.86 U	< 1.86 U	< 1.86 U	< 1.86 U	< 3.72 U	< 3.72 U	< 1.86 U	< 1.86 U	< 1.86 U	< 1.86 U	< 1.86 U	< 1.86 U	< 1.86 U	< 1.86 U
TRY_MW-801	Overburden	4/23/2020	**66.1 B***	**128 B***	**177 B***	**244 B***	**552 B***	**6.91**	< 1.82 U	**6.5**	< 1.82 U	< 1.82 U	< 1.82 U	< 3.64 U	< 3.64 U	**18.1**	< 1.82 U	**7.96**	< 1.82 U	**3.93 B***	< 1.82 U	< 1.82 U	< 1.82 U
TRY_MW-802	Overburden	4/23/2020	**77.8 B***	**136 B***	**172 B***	**299 B***	**739 B***	**6.58**	< 1.94 U	**3.3**	< 1.94 U	< 1.94 U	< 1.94 U	< 3.89 U	< 3.89 U	**20.5**	< 1.94 U	**10.6**	< 1.94 U	**4.32 B***	< 1.94 U	< 1.94 U	< 1.94 U
TRY_MW-803	Overburden	4/28/2020	**94.5**	**201**	**256**	**403**	**587**	< 2.67 U	< 2.67 U	< 2.67 U	< 2.67 U	< 2.67 U	< 2.67 U	< 5.35 U	< 5.35 U	**17.4**	**3.19**	**13**	< 2.67 U	**4.68**	< 2.67 U	< 2.67 U	< 2.67 U
TRY_MW-804	Overburden	11/6/2018	**110**	**220**	**280**	**400**	**790**	< 20 U	< 20 U	< 20 U	< 20 U	< 20 U	< 20 U	---	---	< 20 U	---	< 20 U	< 20 U	< 20 U	---	< 20 U	---
TRY_MW-804 DUP		11/6/2018	**110**	**220**	**290**	**410**	**770**	< 20 U	< 20 U	< 20 U	< 20 U	< 20 U	< 20 U	---	---	**20**	---	< 20 U	< 20 U	< 20 U	---	< 20 U	---
TRY_MW-804		4/28/2020	**110**	**197**	**248**	**410**	**422**	**2.82**	< 1.76 U	< 1.76 U	< 1.76 U	< 1.76 U	< 1.76 U	< 3.52 U	< 3.52 U	**22.8**	**2.99**	**8.63**	< 1.76 U	**3.52**	< 1.76 U	< 1.76 U	< 1.76 U
TRY_MW-804 DUP		4/28/2020	**106**	**193**	**244**	**407**	**424**	**2.88**	< 1.8 U	< 1.8 U	< 1.8 U	< 1.8 U	< 1.8 U	< 3.6 U	< 3.6 U	**21.9**	**2.88**	**7.52**	< 1.8 U	**3.96**	< 1.8 U	< 1.8 U	< 1.8 U
TRY_MW-805	Overburden	11/2/2018	**55**	**110**	**150**	**170**	**130**	< 20 U	< 20 U	< 20 U	< 20 U	< 20 U	< 20 U	---	---	< 20 U	---	< 20 U	< 20 U	< 20 U	---	< 20 U	---
		4/24/2020	**78.9 B***	**176 B***	**229 B***	**291 B***	**426 B***	**7.82**	< 2.1 U	< 2.1 U	< 2.1 U	< 2.1 U	< 2.1 U	< 4.2 U	< 4.2 U	**16.1**	**2.18**	**11**	< 2.1 U	**3.61 B***	< 2.1 U	< 2.1 U	< 2.1 U
2020 Field Quality Control Samples																							
EQUIP BLANK	Water Level/804	4/29/2020	< 1.85 U	< 1.85 U	< 1.85 U	< 1.85 U	< 1.85 U	< 1.85 U	< 1.85 U	< 1.85 U	< 1.85 U	< 1.85 U	< 1.85 U	< 3.7 U	< 3.7 U	< 1.85 U	< 1.85 U	< 1.85 U	< 1.85 U	< 1.85 U	< 1.85 U	< 1.85 U	< 1.85 U
EQUIP BLANK	Sample Pro/805	4/29/2020	**67.2**	**67.4**	**7.17**	**4.66**	**1.81**	< 1.75 U	< 1.75 U	< 1.75 U	< 1.75 U	< 1.75 U	< 1.75 U	< 3.51 U	< 3.51 U	< 1.75 U	< 1.75 U	< 1.75 U	< 1.75 U	**4.1**	< 1.75 U	< 1.75 U	< 1.75 U
FIELD BLANK- MURPHY	N/A	4/21/2020	< 1.82 U	< 1.82 U	< 1.82 U	< 1.82 U	< 1.82 U	< 1.82 U	< 1.82 U	< 1.82 U	< 1.82 U	< 1.82 U	< 1.82 U	< 3.65 U	< 3.65 U	< 1.82 U	< 1.82 U	< 1.82 U	< 1.82 U	< 1.82 U	< 1.82 U	< 1.82 U	< 1.82 U
FIELD BLANK-BERGEN		4/21/2020	< 1.87 U	< 1.87 U	< 1.87 U	< 1.87 U	< 1.87 U	< 1.87 U	< 1.87 U	< 1.87 U	< 1.87 U	< 1.87 U	< 1.87 U	< 3.74 U	< 3.74 U	< 1.87 U	< 1.87 U	< 1.87 U	< 1.87 U	< 1.87 U	< 1.87 U	< 1.87 U	< 1.87 U
FIELD BLANK-FOURNIER		4/21/2020	< 1.83 U	< 1.83 U	< 1.83 U	< 1.83 U	< 1.83 U	< 1.83 U	< 1.83 U	< 1.83 U	< 1.83 U	< 1.83 U	< 1.83 U	< 3.66 U	< 3.66 U	< 1.83 U	< 1.83 U	< 1.83 U	< 1.83 U	< 1.83 U	< 1.83 U	< 1.83 U	< 1.83 U
TRIP BLANK		4/21/2020	< 1.8 U	< 1.8 U	< 1.8 U	< 1.8 U	< 1.8 U	< 1.8 U	< 1.8 U	< 1.8 U	< 1.8 U	< 1.8 U	< 1.8 U	< 3.61 U	< 3.61 U	< 1.8 U	< 1.8 U	< 1.8 U	< 1.8 U	< 1.8 U	< 1.8 U	< 1.8 U	< 1.8 U
TRIP BLANK		4/22/2020	< 1.85 U	< 1.85 U	< 1.85 U	< 1.85 U	< 1.85 U	< 1.85 U	< 1.85 U	< 1.85 U	< 1.85 U	< 1.85 U	< 1.85 U	< 3.7 U	< 3.7 U	< 1.85 U	< 1.85 U	< 1.85 U	< 1.85 U	< 1.85 U	< 1.85 U	< 1.85 U	< 1.85 U
TRIP BLANK		4/24/2020	< 1.83 U	< 1.83 U	< 1.83 U	< 1.83 U	< 1.83 U	< 1.83 U	< 1.83 U	< 1.83 U	< 1.83 U	< 1.83 U	< 1.83 U	< 3.66 U	< 3.66 U	< 1.83 U	< 1.83 U	< 1.83 U	< 1.83 U	< 1.83 U	< 1.83 U	< 1.83 U	< 1.83 U
TRIP BLANK		4/27/2020	< 1.83 U	< 1.83 U	< 1.83 U	< 1.83 U	< 1.83 U	< 1.83 U	< 1.83 U	< 1.83 U	< 1.83 U	< 1.83 U	< 1.83 U	< 3.66 U	< 3.66 U	< 1.83 U	< 1.83 U	< 1.83 U	< 1.83 U	< 1.83 U	< 1.83 U	< 1.83 U	< 1.83 U
TRIP BLANK		4/28/2020	< 1.81 U	< 1.81 U	< 1.81 U	< 1.81 U	< 1.81 U	< 1.81 U	< 1.81 U	< 1.81 U	< 1.81 U	< 1.81 U	< 1.81 U	< 3.62 U	< 3.62 U	< 1.81 U	< 1.81 U	< 1.81 U	< 1.81 U	< 1.81 U	< 1.81 U	< 1.81 U	< 1.81 U

TABLE 6
SUMMARY OF DETECTED PFAS COMPOUNDS IN GROUNDWATER SAMPLES
Troy Mills Landfill Superfund Site
Troy, New Hampshire

Sample ID	Stratigraphic Unit/Sample Type	Sample Date	Fluorotelomers				Perfluoroalkane Sulfonamides (FASAs) and Sulfonamido Substances							Ether Carboxylic Acids		Additional Substances		Parameter Calculations			
			1H,1H,2H,2H-Perfluorododecanesulfonic Acid (10:2FTS)	1H,1H,2H,2H-Perfluorodecanesulfonic Acid (8:2FTS)	1H,1H,2H,2H-Perfluorooctanesulfonic Acid (6:2FTS)	1H,1H,2H,2H-Perfluorohexanesulfonic Acid (4:2FTS)	Perfluorooctanesulfonamide (PFOSA)	N-Ethyl Perfluorooctane Sulfonamide (NEtFOSA)	N-Methyl Perfluorooctane Sulfonamide (NMeFOSA)	N-Ethyl Perfluorooctanesulfonamido Ethanol (NEtFOSE)	N-Methyl Perfluorooctanesulfonamido Ethanol (NMeFOSE)	N-Ethyl Perfluorooctanesulfonamidoacetic Acid (NEtFOSAA)	N-Methyl Perfluorooctanesulfonamidoacetic Acid (NMeFOSAA)	2,3,3,3-Tetrafluoro-2-[1,1,2,2,3,3,3-Heptafluoropropoxy]-Propanoic Acid (HFPO-DA)	4,8-Dioxa-3h-Perfluorononanoic Acid (ADONA)	9-Chlorohexadecafluoro-3-Oxanone-1-Sulfonic Acid (9Cl-PF3ONS)	11-Chloroeicosafluoro-3-Oxaundecane-1-Sulfonic Acid (11Cl-PF3OUdS)	**Total PFOA + PFOS** [1]	**Total Measured PFAS**	**% PFOA vs. Total PFOA+PFOS**	**% PFOA + PFOS vs. Total PFAS**
		CAS No.	120226-60-0	39108-34-4	27619-97-2	757124-72-4	754-91-6	4151-50-2	31506-32-8	1691-99-2	24448-09-7	2991-50-6	2355-31-9	13252-13-6	919005-14-4	756426-58-1	763051-92-9				
		NHDES AGQS (ng/L) [2]	*na*	*na*	*na*	*na*	*na*	*na*	*na*	*na*	*na*	*na*	*na*	*na*	*na*	*na*	*na*	*na*	*na*	*na*	*na*
		EPA Screening Level (ng/L) [3]	*na*	*na*	*na*	*na*	*na*	*na*	*na*	*na*	*na*	*na*	*na*	*na*	*na*	*na*	*na*	*na*	*na*	*na*	*na*
		EPA Health Advisory (ng/L) [4]	*na*	*na*	*na*	*na*	*na*	*na*	*na*	*na*	*na*	*na*	*na*	*na*	*na*	*na*	*na*	70	*na*	*na*	*na*
TRY_MW-702D	Bedrock	4/22/2020	< 4.42 U	< 1.77 U	< 1.77 U	< 1.77 U	< 1.77 U	< 17.7 U	< 17.7 U	< 44.2 U	< 44.2 U	< 1.77 U	< 1.77 U	< 44.2 U	< 1.77 U	< 1.77 U	< 1.77 U	ND	**10.4**	N/A	N/A
TRY_MW-702SX	Overburden	4/22/2020	< 4.65 U	< 1.86 U	< 1.86 U	< 1.86 U	< 1.86 U	< 18.6 U	< 18.6 U	< 46.5 U	< 46.5 U	< 1.86 U	< 1.86 U	< 46.5 U	< 1.86 U	< 1.86 U	< 1.86 U	ND	ND	N/A	N/A
TRY_MW-801	Overburden	4/23/2020	< 4.54 U	< 1.82 U	< 1.82 U	< 1.82 U	< 1.82 U	< 18.2 U	< 18.2 U	< 45.4 U	< 45.4 U	< 1.82 U	< 1.82 U	< 45.4 U	< 1.82 U	< 1.82 U	< 1.82 U	**556**	**1211**	N/A	46%
TRY_MW-802	Overburden	4/23/2020	< 4.86 U	< 1.94 U	< 1.94 U	< 1.94 U	< 1.94 U	< 19.4 U	< 19.4 U	< 48.6 U	< 48.6 U	< 1.94 U	< 1.94 U	< 48.6 U	< 1.94 U	< 1.94 U	< 1.94 U	**743**	**1469**	N/A	51%
TRY_MW-803	Overburden	4/28/2020	< 6.68 U	< 2.67 U	< 2.67 U	< 2.67 U	< 2.67 U	< 26.7 U	< 26.7 U	< 66.8 U	< 66.8 U	< 2.67 U	< 2.67 U	< 66.8 U	< 2.67 U	< 2.67 U	< 2.67 U	**592**	**1580**	99%	37%
TRY_MW-804	Overburden	11/6/2018	---	< 40 U	< 40 U	---	< 40 U	---	---	---	---	---	---	---	---	---	---	**790**	**1800**	N/A	44%
TRY_MW-804 DUP		11/6/2018	---	< 40 U	< 40 U	---	< 40 U	---	---	---	---	---	---	---	---	---	---	**770**	**1820**	N/A	42%
TRY_MW-804		4/28/2020	< 4.4 U	< 1.76 U	< 1.76 U	< 1.76 U	< 1.76 U	< 17.6 U	< 17.6 U	< 44 U	< 44 U	< 1.76 U	< 1.76 U	< 44 U	< 1.76 U	< 1.76 U	< 1.76 U	**426**	**1428**	99%	30%
TRY_MW-804 DUP		4/28/2020	< 4.5 U	< 1.8 U	< 1.8 U	< 1.8 U	< 1.8 U	< 18 U	< 18 U	< 45 U	< 45 U	< 1.8 U	< 1.8 U	< 45 U	< 1.8 U	< 1.8 U	< 1.8 U	**428**	**1413**	99%	30%
TRY_MW-805	Overburden	11/2/2018	---	< 40 U	< 4 U	---	< 40 U	---	---	---	---	---	---	---	---	---	---	**130**	**615**	N/A	21%
		4/24/2020	< 5.25 U	< 2.1 U	< 2.1 U	< 2.1 U	< 2.1 U	< 21 U	< 21 U	< 52.5 U	< 52.5 U	< 2.1 U	< 2.1 U	< 52.5 U	< 2.1 U	< 2.1 U	< 2.1 U	**430**	**1242**	N/A	35%
2020 Field Quality Control Samples																					
EQUIP BLANK	Water Level/804	4/29/2020	< 4.63 U	< 1.85 U	< 1.85 U	< 1.85 U	< 1.85 U	< 18.5 U	< 18.5 U	< 46.3 U	< 46.3 U	< 1.85 U	< 1.85 U	< 46.3 U	< 1.85 U	< 1.85 U	< 1.85 U	ND	ND	N/A	N/A
EQUIP BLANK	Sample Pro/805	4/29/2020	< 4.38 U	< 1.75 U	< 1.75 U	< 1.75 U	< 1.75 U	< 17.5 U	< 17.5 U	< 43.8 U	< 43.8 U	< 1.75 U	< 1.75 U	< 43.8 U	< 1.75 U	< 1.75 U	< 1.75 U	**5.91**	**152**	31%	4%
FIELD BLANK- MURPHY	N/A	4/21/2020	< 4.56 U	< 1.82 U	< 1.82 U	< 1.82 U	< 1.82 U	< 18.2 U	< 18.2 U	< 45.6 U	< 45.6 U	< 1.82 U	< 1.82 U	< 45.6 U	< 1.82 U	< 1.82 U	< 1.82 U	ND	ND	N/A	N/A
FIELD BLANK-BERGEN		4/21/2020	< 4.68 U	< 1.87 U	< 1.87 U	< 1.87 U	< 1.87 U	< 18.7 U	< 18.7 U	< 46.8 U	< 46.8 U	< 1.87 U	< 1.87 U	< 46.8 U	< 1.87 U	< 1.87 U	< 1.87 U	ND	ND	N/A	N/A
FIELD BLANK-FOURNIER		4/21/2020	< 4.58 U	< 1.83 U	< 1.83 U	< 1.83 U	< 1.83 U	< 18.3 U	< 18.3 U	< 45.8 U	< 45.8 U	< 1.83 U	< 1.83 U	< 45.8 U	< 1.83 U	< 1.83 U	< 1.83 U	ND	ND	N/A	N/A
TRIP BLANK		4/21/2020	< 4.51 U	< 1.8 U	< 1.8 U	< 1.8 U	< 1.8 U	< 18 U	< 18 U	< 45.1 U	< 45.1 U	< 1.8 U	< 1.8 U	< 45.1 U	< 1.8 U	< 1.8 U	< 1.8 U	ND	ND	N/A	N/A
TRIP BLANK		4/22/2020	< 4.63 U	< 1.85 U	< 1.85 U	< 1.85 U	< 1.85 U	< 18.5 U	< 18.5 U	< 46.3 U	< 46.3 U	< 1.85 U	< 1.85 U	< 46.3 U	< 1.85 U	< 1.85 U	< 1.85 U	ND	ND	N/A	N/A
TRIP BLANK		4/24/2020	< 4.58 U	< 1.83 U	< 1.83 U	< 1.83 U	< 1.83 U	< 18.3 U	< 18.3 U	< 45.8 U	< 45.8 U	< 1.83 U	< 1.83 U	< 45.8 U	< 1.83 U	< 1.83 U	< 1.83 U	ND	ND	N/A	N/A
TRIP BLANK		4/27/2020	< 4.58 U	< 1.83 U	< 1.83 U	< 1.83 U	< 1.83 U	< 18.3 U	< 18.3 U	< 45.8 U	< 45.8 U	< 1.83 U	< 1.83 U	< 45.8 U	< 1.83 U	< 1.83 U	< 1.83 U	ND	ND	N/A	N/A
TRIP BLANK		4/28/2020	< 4.53 U	< 1.81 U	< 1.81 U	< 1.81 U	< 1.81 U	< 18.1 U	< 18.1 U	< 45.3 U	< 45.3 U	< 1.81 U	< 1.81 U	< 45.3 U	< 1.81 U	< 1.81 U	< 1.81 U	ND	ND	N/A	N/A

TABLE 6
SUMMARY OF DETECTED PFAS COMPOUNDS IN GROUNDWATER SAMPLES
Troy Mills Landfill Superfund Site
Troy, New Hampshire

TABLE KEY:
PFAS = per- and polyfluoroalkyl substances
[4] = Number of fluorinated carbon chains for perfluorinated carboxylic acids
[4S] = Number of fluorinated carbon chains for perfluorinated sulfonic acids
EPA SLs = Screening levels provided by the United States Environmental Protection Agency, refer to text for more information
NHDES = New Hampshire Department of Environmental Services
AGQS = Ambient Groundwater Quality Standards included in Env-Or 600 - Contaminated Site Management (Env-Or 603.03)
na = no current standard available
N/A = not applicable
ND = not detected above the laboratory reporting limit
B = indicates the analyte was detected above the reporting limit in the associated method blank, see laboratory report for further explanation
B* = data qualified by GZA because the analyte was detected in the associated trip blank, field blank, and/or equipment blank.
U = indicates that the concentration was not detected
< = analyte not detected above the laboratory reporting limit
ng/L = nanograms per liter
Bold indicates that the concentration was detected above the laboratory reporting detection limit
Grey shading indicates the concentration exceeds the NHDES AGQS
Green shading indicates the concentration exceeds the EPA screening level
Purple shading indicates the concentration exceeds the EPA Lifetime Drinking Water Health Advisory
Orange shading indicates 2020 sampling data

GENERAL NOTES:
* GZA collected the May 2019 samples for PFAS analysis and submitted the samples to Alpha Analytical Inc., of Mansfield, Massachusetts for analysis by US EPA Method 537 (modified) with isotope dilution.
* All concentrations reported in nanograms per liter (ng/L) which are roughly equivalent to parts per trillion (ppt).
* A total of 36 PFAS compounds were measured by the analyses. The presence or absence of other additional compounds has not been confirmed.

SPECIFIC NOTES:
1. Total PFOA & PFOS indicates the sum of the detected concentrations of Perfluorooctanoic Acid (PFOA) and Perfluorooctanesulfonic Acid (PFOS).
2. Screening levels of 40 ng/L for PFOA and PFOS and 40,000 ng/L for Perfluorobutanesulfonic Acid (PFBS) were established by EPA to determine if the compounds are present at a Site and may warrant further attention.
3. EPA established lifetime drinking water health advisories for PFOA and PFOS in 2016 based on the agency's assessment of the latest peer-reviewed science. EPA established the health advisory levels at 70 parts per trillion for PFOA, PFOS and the combined concentrations of PFOA and PFOS.
4. Effective September 30, 2019, NHDES established AGQS for PFOA (12 ng/L), PFOS (15 ng/L), perfluorononanoic acid (PFNA, 11 ng/L), and perfluorohexane sulfonic acid (PFHxS, 18 ng/L).

TABLE 7
SUMMARY OF DETECTED COMPOUNDS IN LEACHATE SAMPLES
Troy Mills Landfill Superfund Site
Troy, New Hampshire

Leachate Sample Location ID	Sampling Event Date	SVOCs of Concern (µg/L)	VOCs (µg/L)											Metals (mg/L)		
		Bis(2-ethylhexyl) phthalate	*Ethylbenzene*	*n-Propylbenzene*	*n-Butylbenzene*	*m/p-Xylene*	*sec-Butylbenzene*	*cis-1,2-Dichloroethene*	*Naphthalene*	*1,2,4-Trimethylbenzene*	*t-Butylbenzene*	*Isopropylbenzene (cumene)*	*p-Isopropyltoluene (4-cymene)*	*Arsenic*	*Manganese*	*Hardness*
NH AGQS		6	700	260	260	10,000 [2]	260	70	100	330	260	800	260	0.01	0.84	na
NH WQCTS [1]		3	32,000	na	na	na	na	11,600	620	na	na	na	na	0.15	na	na
ROD ICL		40	na	na	na	na	na	na	na	na	na	na	na	na	na	na
TRY_SW-LEACHATE	**Dec-06**	<10	**23.5**	**15.5**	**6.4**	<2	**8.5**	**21**	**12.5**	**7.4**	**2.3**	**10**	**7.4**	**0.005**	**7.92**	*ns*
	May-07	<10	**23**	**14.5**	**6.3**	<2	**8.1**	**16**	**11**	**36**	**2.2**	**12**	**8.6**	**0.0016**	**7.22**	*ns*
	Jul-08	**16**	**26**	**18**	**6.7**	<2.0	**10**	**16**	**10.3**	**9.6**	**2.9**	**13**	**7.3**	**0.0013**	**7.60**	*ns*
	Nov-08	**5.2**	**23**	**16**	**6.1**	<2.0	**9.1**	**14**	**12**	**6.0**	**2.5**	**11**	<2.0	*ns*	**7.75**	**112.6**
	Jun-09	<5.0	**23**	**16**	**5.7**	<2.0	**8.4**	**8.5**	<2.0	**2.9**	**2.1**	**11**	**12**	*ns*	**6.12**	**104.8**
	Oct-09	<5.0	**23**	**16**	**5.6**	**2.7**	**8.5**	**9.6**	**9.8**	<2.0	**2.4**	**12**	**3.1**	*ns*	**6.4**	**102.8**
	Jun-11	<5.0	**23**	**17**	**5.7**	<2.0	**9.6**	**5.0**	**2.8**	**4.0**	**2.8**	**12**	<2.0	*ns*	**5.73**	**113.5**
	Jun-11 DUP	<5.0	**23**	**17**	**5.8**	<2.0	**10**	**5.0**	**3**	**4.1**	**2.9**	**12**	<2.0	*ns*	**5.77**	**112.3**
	Jun-13	<5.0	**14**	**8.9**	<2.0	<2.0	**8.4**	**2.1**	<2.0	<2.0	**2.3**	**8.8**	<2.0	*ns*	**4.47**	**96.63**
	Jun-13 DUP	**5.2**	**14**	**8.5**	<2.0	<2.0	**7.9**	**2.0**	<2.0	<2.0	**2.3**	**8.4**	<2.0	*ns*	**4.31**	**95.07**
	Nov-14	<5.0 Z	**6.9**	<2.0	<2.0	<2.0	**7.0**	<2.0	<2.0	<2.0	**2.0**	**7.9**	<2.0	<0.0010	**5.09**	**109**
	Nov-14 DUP	**13 Z**	**6.7**	<2.0	<2.0	<2.0	**6.9**	<2.0	<2.0	<2.0	**2.0**	**7.7**	<2.0	<0.0010	**5.06**	**110**
	May-16	<5.0	<2.0	<2.0	<2.0	<4.0	**8.5**	<2.0	<2.0	<2.0	**2.6**	**8.4**	<2.0	<0.001	**4.81**	**110**
	May-16 DUP	<5.0	<2.0	<2.0	<2.0	<4.0	**7.7**	<2.0	<2.0	<2.0	**2.5**	**8.3**	<2.0	<0.001	**5.00**	**111**
	Nov-18	<5	<2	<2	<2	<2	**8**	<2	<5	<2	**2.0**	**7**	**4**	<0.005	**3.3**	**110**
	Nov-18 DUP	<5	<2	<2	<2	<2	**9**	<2	<5	<2	**2.0**	**8**	**4**	<0.005	**3.4**	**110**
	Apr-20	<3.0	**4**	**4.1**	**1.6**	< 1.0	**8.5**	< 0.50	< 0.10	< 2.5	< 2.5	**8.2**	< 0.50	**0.00059**	**3.478**	**100.2**
	Apr-20 DUP	<3.0	**4.4**	**4.6**	**1.8**	< 1.0	**9.6**	< 0.50	< 0.10	< 2.5	**2.6**	**9.3**	< 0.50	**0.00058**	**3.6**	**104.6**
TRY_SW-LEACH-B	**May-16**	<5.0	<2.0	<2.0	<2.0	<4.0	<2.0	<2.0	<2.0	<2.0	<2.0	<2.0	<2.0	<0.001	**2.64**	**59.6**
	Nov-18	<5	<2	<2	<2	<2	<2	<2	<5	<2	<2	<2	<2	<0.005	**0.09**	**21**
	Apr-20	< 3.0	< 0.50	< 0.50	< 0.50	< 1.0	< 0.50	< 0.50	< 0.10	< 2.5	< 2.5	< 0.50	< 0.50	**0.00105**	**0.4493**	**23.79**

TABLE 7
SUMMARY OF DETECTED COMPOUNDS IN LEACHATE SAMPLES
Troy Mills Landfill Superfund Site
Troy, New Hampshire

TABLE KEY:

VOCs = Volatile Organic Compounds
SVOCs = Semi-Volatile Organic Compounds
AGQS = Ambient Groundwater Quality Standards included in Env-Or 600 - Contaminated Site Management (Env-Or 603.03).
WQCTS = Water Quality Criteria for Toxic Substances
ROD ICL = Record of Decision, Interim Cleanup Levels
ns = not sampled
Z = estimated concentration qualified by GZA, based on the RPD being outside the acceptance criteria
µg/L = micrograms per liter
mg/L = milligrams per liter
na = no standard applies
Bold = parameter was detected above the laboratory reporting detection limit
Grey shading indicates the concentration exceeds the WQCTS
Green shading indicates the concentration exceeds both the WQCTS and the AGQS
Orange shading = most recent round of sample results

GENERAL NOTES:

* The analytical test methods for each compound are as follows: VOCs by NHDES Method 8260C, SVOCs by Method 8270D, Metals by Method 6020A, and Hardness by Method 2340B.

SPECIFIC NOTES:

1. Water Quality Criteria for Toxic Substances (WQCTS) were obtained from the NHDES' Surface Water Quality Regulations (Env-Wq 1703.21 Water Quality Criteria for Toxic Substances) and assumes the Protection of Aquatic Life in Freshwaters with chronic criteria. If a chronic criteria standard has not been established, the Freshwater Acute Criteria was used.
2. The individual xylene isomers (m/p-xylene and o-xylene) do not have separate AGQS values; the AGQS for xylene (mixed isomers) is 10,000 µg/L.

TABLE 8
SUMMARY OF DETECTED COMPOUNDS IN SURFACE WATER SAMPLES
Troy Mills Landfill Superfund Site
Troy, New Hampshire

Surface Water Sample Location ID	Sampling Event Date	VOCs (µg/L)	SVOCs (µg/L)	Metals (mg/L)			MNA Parameters - Field					
				Arsenic	*Manganese*	*Hardness*	*pH (SU)*	*ORP (mV)*	*Specific Conductance (µS/cm)*	*Dissolved Oxygen (mg/L)*	*Turbidity (ntu)*	*Temperature (°C)*
NH WQCTS [1]				0.15	na	na	na	na	na	>5 [2]	na	na
TRY_SW-1	**Dec-06**	ND	ND	<0.0010	**0.019**	**5.42**	*ns*	*ns*	*ns*	*ns*	*ns*	*ns*
	May-07	ND	ND	<0.0010	**0.030**	**4.743**	*ns*	*ns*	*ns*	*ns*	*ns*	*ns*
	Jun-08	ND	ND	<0.0010	**0.023**	**5.309**	*ns*	*ns*	*ns*	*ns*	*ns*	*ns*
	Jun-08 DUP	ND	ND	<0.0010	**0.023**	**5.237**	*ns*	*ns*	*ns*	*ns*	*ns*	*ns*
	Nov-08	ND	ND	*ns*	**0.036**	**6.195**	**6.9**	**112**	**34**	**14**	**0.7**	**1**
	Nov-08 DUP	ND	ND	*ns*	**0.036**	**6.189**	*ns*	*ns*	*ns*	*ns*	*ns*	*ns*
	Jun-09	ND	ND	*ns*	**0.027**	**4.739**	**6.0**	**144**	**29**	**9.1**	<1	**20**
	Oct-09	ND	ND	*ns*	**0.019**	**4.677**	**6.8**	**98**	**29**	**8.9**	<1	**15**
	Jun-11	ND	ND	*ns*	**0.04**	**5.414**	**5.9**	**183**	**29**	**8.1**	**1**	**21**
	Nov-14	ND	ND	<0.0010	**0.022**	**4.79**	**5.0**	**229**	**28**	**9.1**	**1**	**8**
	May-16	ND	ND	<0.0010	**0.018**	**5.29**	**6.7**	**196**	**32**	**10.1**	<5	**19**
	Nov-18	ND	ND	<0.005	**0.02**	**4**	**6.9**	**126**	**28**	**11.3**	<5	**8**
	Apr-20	ND	ND	<0.00050	**0.02595**	**5.261**	**6.6**	**136**	**29**	**10.8**	**1**	**11**
TRY_SW-3	**Dec-06**	ND	ND	<0.0010	**0.065**	<3	*ns*	*ns*	*ns*	*ns*	*ns*	*ns*
	Dec-06 DUP	ND	ND	<0.0010	**0.064**	<3	*ns*	*ns*	*ns*	*ns*	*ns*	*ns*
	May-07	ND	ND	<0.0010	**0.046**	<3	*ns*	*ns*	*ns*	*ns*	*ns*	***ns***
	May-07 DUP	ND	ND	<0.0010	**0.047**	<3	*ns*	*ns*	*ns*	*ns*	*ns*	*ns*
	Jun-08	ND	ND	<0.0010	**0.062**	**5.857**	*ns*	*ns*	*ns*	*ns*	*ns*	*ns*
	Nov-08	ND	ND	*ns*	**0.231**	**7.467**	**7.1**	**112**	**30**	**13**	**0.8**	**2**
	Jun-09	ND	ND	*ns*	**0.061**	**5.576**	**5.9**	**93**	**28**	**8.8**	<1	**17**
	Jun-09 DUP	ND	ND	*ns*	**0.060**	**5.436**	*ns*	*ns*	*ns*	*ns*	*ns*	*ns*
	Oct-09	ND	ND	*ns*	**0.231**	**6.879**	**8.2**	**104**	**32**	**8**	<1	**11**
	Oct-09 DUP	ND	ND	*ns*	**0.232**	**6.922**	*ns*	*ns*	*ns*	*ns*	*ns*	*ns*
	Jun-11	ND	ND	*ns*	**0.11**	**7.527**	**6.2**	**126**	**29**	**9.1**	**2**	**27**
	Jun-11 DUP	ND	ND	*ns*	**0.112**	**7.376**	*ns*	*ns*	*ns*	*ns*	*ns*	*ns*
	Nov-14	ND	ND	<0.0010	**0.048**	**5.32**	**5.4**	**203**	**31**	**9.0**	**6**	**8**
	Nov-14 DUP	ND	ND	<0.0010	**0.043**	**5.09**	*ns*	*ns*	*ns*	*ns*	*ns*	*ns*
	May-16	ND	ND	<0.0010	**0.157**	**7.71**	**6.5**	**133**	**34**	**10.1**	<5	**17**
	Nov-18	ND	ND	<0.005	**0.06**	**5**	**7.4**	**119**	**24**	**11.1**	<5	**9**
	Nov-18 DUP	ND	ND	<0.005	**0.05**	**5**	*ns*	*ns*	*ns*	*ns*	*ns*	*ns*
	Apr-20	ND	ND	<0.00050	**0.04556**	**5.211**	**7.0**	**102**	**25**	**10.7**	**3**	**9**
	Apr-20 DUP	ND	ND	<0.00050	**0.04569**	**5.93**	*ns*	*ns*	*ns*	*ns*	*ns*	*ns*
TRY_SW-4	**Jun-08**	ND	ND	<0.0010	**0.034**	**5.227**	*ns*	*ns*	*ns*	*ns*	*ns*	*ns*
	Nov-08	ND	ND	*ns*	**0.026**	**6.76**	**7.0**	**111**	**35**	**13**	**1.1**	**1**
	Jun-09	ND	ND	*ns*	**0.028**	**4.683**	**6.1**	**110**	**29**	**10.1**	<1	**20**
	Oct-09	ND	ND	*ns*	**0.020**	**4.951**	**6.9**	**86**	**29**	**8.8**	<1	**13**
	Jun-11	ND	ND	*ns*	**0.041**	**5.532**	**5.9**	**183**	**29**	**8.1**	**1**	**20**
	Nov-14	ND	ND	<0.0010	**0.018**	**4.78**	**4.9**	**228**	**28**	**9.1**	**2**	**8**
	May-16	ND	ND	<0.0010	**0.028**	**5.53**	**6.6**	**190**	**30**	**10.1**	<5	**18**
	May-16 DUP	ND	ND	<0.0010	**0.028**	**5.59**	**6.6**	**190**	**30**	**10.1**	<5	**18**
	Nov-18	ND	ND	<0.005	**0.04**	**4**	**7.0**	**125**	**25**	**11.2**	<5	**9**
	Apr-20	ND	ND	<0.00050	**0.03409**	**4.65**	**6.9**	**126**	**24**	**10.8**	**1**	**10**
TRY_SW-100	**May-16**	ND	ND	<0.001	**0.176**	**8.15**	**6.9**	**26**	**35**	**10**	<5	**16**
	Nov-18	ND	ND	<0.005	**0.05**	**4**	**8.0**	**106**	**23**	**11.0**	<5	**9**
	Apr-20	ND	ND	<0.00050	**0.04847**	**5.216**	**7.2**	**90**	**25**	**11.4**	**3**	**9**

TABLE 8
SUMMARY OF DETECTED COMPOUNDS IN SURFACE WATER SAMPLES
Troy Mills Landfill Superfund Site
Troy, New Hampshire

TABLE KEY:
NH WQCTS = New Hampshire Water Quality Criteria for Toxic Substances
VOCs = Volatile Organic Compounds
SVOCs = Semi-Volatile Organic Compounds
µg/L = micrograms per liter
mg/L = milligrams per liter
ND = no parameter within this category was detected above the laboratory reporting limit
na = no current standard available
ns = not sampled
< = analyte not detected above the laboratory or field reporting limit
MNA = Monitored Natural Attenuation
SU = Standard Units
ORP = Oxidation Reduction Potential
mV = milliVolts
µS/cm = micro Siemens per centimeter
ntu = Nephelometric Turbidity Units
^{o}C = degrees Celsius
Bold = parameter was detected above the laboratory reporting detection limit
Gray shading = concentration exceeds the NH WQCTS
Orange shading = most recent round of sample results

GENERAL NOTES:
* There are no Site Contaminants of Concern or Record of Decision Interim Cleanup Goals for Surface Water.
* The analytical test methods for each compound as follows: VOCs by 8260C; SVOCs by 8270D; Metals and Hardness by EPA Method 6020A.

SPECIFIC NOTES:
1. Water Quality Criteria for Toxic Substances (WQCTS) were obtained from the NHDES' Surface Water Quality Regulations (Env-Wq 1703.21 Water Quality Criteria for Toxic Substances) and assumes the Protection of Aquatic Life in Freshwaters with chronic criteria. If a chronic criteria standard has not been established, the Freshwater Acute Criteria was used.
2. The standard for dissolved oxygen in surface waters is from Env-Wq 1703.07 (b) Dissolved oxygen in class B waters included in the New Hampshire Code of Administrative Rules Env-Wq 1700 Surface Water Quality Regulations

TABLE 9
SUMMARY OF DETECTED PFAS COMPOUNDS IN LEACHATE AND SURFACE WATER SAMPLES
Troy Mills Landfill Superfund Site
Troy, New Hampshire

Sample ID	Sample Type/Location	Sample Date	Perfluoroalkyl Carboxylic Acids												Perfluoroalkyl Sulfonic Acids							
			Perfluorobutanoic Acid (PFBA) [4]	Perfluoropentanoic Acid (PFPeA) [5]	Perfluorohexanoic Acid (PFHxA) [6]	Perfluoroheptanoic Acid (PFHpA) [7]	Perfluorooctanoic Acid (PFOA) [8]	Perfluorononanoic Acid (PFNA) [9]	Perfluorodecanoic Acid (PFDA) [10]	Perfluoroundecanoic Acid (PFUnA) [11]	Perfluorododecanoic Acid (PFDoA) [12]	Perfluorotridecanoic Acid (PFTrDA) [13]	Perfluorotetradecanoic Acid (PFTA) [14]	Perfluorohexadecanoic Acid (PFHxDA) [16]	Perfluorooctadecanoic Acid (PFODA) [18]	Perfluorobutanesulfonic Acid (PFBS) [4S]	Perfluoropentanesulfonic Acid (PFPeS) [5S]	Perfluorohexanesulfonic Acid (PFHxS) [6S]	Perfluoroheptanesulfonic Acid (PFHpS) [7S]	Perfluorooctanesulfonic Acid (PFOS) [8S]	Perfluorononanesulfonic Acid (PFNS) [9S]	Perfluorodecanesulfonic Acid (PFDS) [10S]	Perfluorododecane sulfonate (PFDoDS) [12S]
		CAS No.	375-22-4	2706-90-3	307-24-4	375-85-9	335-67-1	375-95-1	335-76-2	2058-94-8	307-55-1	72629-94-8	376-06-7	67905-19-5	16517-11-6	375-73-5	2706-91-4	355-46-4	375-92-8	1763-23-1	68259-12-1	335-77-3	79780-39-5
EPA Site-Specific Screening Level for Surface Water (ng/L) [2]			*na*	*na*	*na*	*na*	713	*na*	*na*	*na*	*na*	*na*	*na*	*na*	*na*	713,000	*na*	*na*	*na*	713	*na*	*na*	*na*
Field Samples																							
TRY_SW-1	Surface Water Rockwood Brook	5/24/2019	< 1.75 U	< 1.75 U	< 1.75 U	< 1.75 U	< 1.75 U	< 1.75 U	< 1.75 U	< 1.75 U	< 1.75 U	< 1.75 U	< 1.75 U	---	---	< 1.75 U	< 1.75 U	< 1.75 U	< 1.75 U	< 1.75 U	< 1.75 U	< 1.75 U	---
		4/28/2020	< 1.77 U	< 1.77 U	< 1.77 U	< 1.77 U	< 1.77 U	< 1.77 U	< 1.77 U	< 1.77 U	< 1.77 U	< 1.77 U	< 1.77 U	< 3.53 U	< 3.53 U	< 1.77 U	< 1.77 U	< 1.77 U	< 1.77 U	< 1.77 U	< 1.77 U	< 1.77 U	< 1.77 U
TRY_SW-100		5/24/2019	< 1.77 U	**2.29**	**3.19**	**3.66**	**5.34**	< 1.77 U	< 1.77 U	< 1.77 U	< 1.77 U	< 1.77 U	< 1.77 U	---	---	< 1.77 U	< 1.77 U	< 1.77 U	< 1.77 U	< 1.77 U	< 1.77 U	< 1.77 U	---
		4/28/2020	< 1.86 U	< 1.86 U	**2.08**	**2.45**	**4.15**	< 1.86 U	< 1.86 U	< 1.86 U	< 1.86 U	< 1.86 U	< 1.86 U	< 3.72 U	< 3.72 U	< 1.86 U	< 1.86 U	< 1.86 U	< 1.86 U	< 1.86 U	< 1.86 U	< 1.86 U	< 1.86 U
TRY_SW-3		5/24/2019	< 1.8 U	< 1.8 U	**2.26**	**2.44**	**4.07**	< 1.8 U	< 1.8 U	< 1.8 U	< 1.8 U	< 1.8 U	< 1.8 U	---	---	< 1.8 U	< 1.8 U	< 1.8 U	< 1.8 U	< 1.8 U	< 1.8 U	< 1.8 U	---
TRY_SW-3 DUP		5/24/2019	< 1.77 U	**1.87**	**2.49**	**2.62**	**4.34**	< 1.77 U	< 1.77 U	< 1.77 U	< 1.77 U	< 1.77 U	< 1.77 U	---	---	< 1.77 U	< 1.77 U	< 1.77 U	< 1.77 U	< 1.77 U	< 1.77 U	< 1.77 U	---
TRY_SW-3		4/28/2020	< 1.77 U	< 1.77 U	< 1.77 U	< 1.77 U	**3.35**	< 1.77 U	< 1.77 U	< 1.77 U	< 1.77 U	< 1.77 U	< 1.77 U	< 3.55 U	< 3.55 U	< 1.77 U	< 1.77 U	< 1.77 U	< 1.77 U	< 1.77 U	< 1.77 U	< 1.77 U	< 1.77 U
TRY_SW-3 DUP		4/28/2020	< 1.75 U	< 1.75 U	< 1.75 U	< 1.75 U	**3.25**	< 1.75 U	< 1.75 U	< 1.75 U	< 1.75 U	< 1.75 U	< 1.75 U	< 3.51 U	< 3.51 U	< 1.75 U	< 1.75 U	< 1.75 U	< 1.75 U	< 1.75 U	< 1.75 U	< 1.75 U	< 1.75 U
TRY_SW-4		5/24/2019	< 1.85 U	< 1.85 U	< 1.85 U	< 1.85 U	< 1.85 U	< 1.85 U	< 1.85 U	< 1.85 U	< 1.85 U	< 1.85 U	< 1.85 U	---	---	< 1.85 U	< 1.85 U	< 1.85 U	< 1.85 U	< 1.85 U	< 1.85 U	< 1.85 U	---
		4/28/2020	< 1.75 U	< 1.75 U	< 1.75 U	< 1.75 U	< 1.75 U	< 1.75 U	< 1.75 U	< 1.75 U	< 1.75 U	< 1.75 U	< 1.75 U	< 3.5 U	< 3.5 U	< 1.75 U	< 1.75 U	< 1.75 U	< 1.75 U	< 1.75 U	< 1.75 U	< 1.75 U	< 1.75 U
TRY_SW-SDP-0	Surface Water Sand Dam Pond	5/24/2019	**4.72**	< 1.82 U	**1.93**	**2.14**	**3.51**	< 1.82 U	< 1.82 U	< 1.82 U	< 1.82 U	< 1.82 U	< 1.82 U	---	---	< 1.82 U	< 1.82 U	< 1.82 U	< 1.82 U	< 1.82 U	< 1.82 U	< 1.82 U	---
		4/28/2020	< 1.89 U	< 1.89 U	< 1.89 U	**1.94**	**3.86**	< 1.89 U	< 1.89 U	< 1.89 U	< 1.89 U	< 1.89 U	< 1.89 U	< 3.77 U	< 3.77 U	< 1.89 U	< 1.89 U	< 1.89 U	< 1.89 U	< 1.89 U	< 1.89 U	< 1.89 U	< 1.89 U
TRY_SW-SDP-2.5		5/24/2019	**5.38**	< 1.8 U	**1.82**	**2.04**	**3.09**	< 1.8 U	< 1.8 U	< 1.8 U	< 1.8 U	< 1.8 U	< 1.8 U	---	---	< 1.8 U	< 1.8 U	< 1.8 U	< 1.8 U	< 1.8 U	< 1.8 U	< 1.8 U	---
TRY_SW-SDP-4.5		5/24/2019	**4.39**	< 1.8 U	**1.96**	**2.27**	**3.66**	< 1.8 U	< 1.8 U	< 1.8 U	< 1.8 U	< 1.8 U	< 1.8 U	---	---	< 1.8 U	< 1.8 U	< 1.8 U	< 1.8 U	< 1.8 U	< 1.8 U	< 1.8 U	---
For Reference Only	**EPA SLs for Groundwater (ng/L)** [3]		*na*	*na*	*na*	*na*	40	*na*	*na*	*na*	*na*	*na*	*na*	*na*	*na*	40000	*na*	*na*	*na*	40	*na*	*na*	*na*
	NHDES AGQS (ng/L) [4]		*na*	*na*	*na*	*na*	12	11	*na*	*na*	*na*	*na*	*na*	*na*	*na*	*na*	*na*	18	*na*	15	*na*	*na*	*na*
TRY_SW-LEACHATE	Leachate	5/24/2019	**42.1**	**102**	**131**	**164**	**343**	**23.1**	< 1.91 U	< 1.91 U	< 1.91 U	< 1.91 U	< 1.91 U	---	---	**10.8**	< 1.91 U	**8.71**	< 1.91 U	**10.3**	< 1.91 U	< 1.91 U	---
		4/28/2020	**48.5**	**108**	**132**	**174**	**363**	**29.2**	< 1.85 U	< 1.85 U	< 1.85 U	< 1.85 U	< 1.85 U	< 3.7 U	< 3.7 U	**9.37**	< 1.85 U	**7.18**	< 1.85 U	**10.1**	< 1.85 U	< 1.85 U	< 1.85 U
TRY_SW-LEACHATE DUP		4/28/2020	**48.4**	**106**	**133**	**172**	**351**	**29.3**	< 1.82 U	< 1.82 U	< 1.82 U	< 1.82 U	< 1.82 U	< 3.65 U	< 3.65 U	**9.09**	< 1.82 U	**8.43**	< 1.82 U	**10.6**	< 1.82 U	< 1.82 U	< 1.82 U
TRY_SW-LEACH-B		5/24/2019	**32.8**	**71.4**	**119**	**147**	**220**	**20.7**	**8.72**	< 1.94 U	< 1.94 U	< 1.94 U	< 1.94 U	---	---	**7.92**	< 1.94 U	**2.94**	< 1.94 U	**14.3**	< 1.94 U	< 1.94 U	---
		4/28/2020	**6.74**	**13.7**	**19.5**	**19.5**	**21.5**	< 1.97 U	< 1.97 U	< 1.97 U	< 1.97 U	< 1.97 U	< 1.97 U	< 3.94 U	< 3.94 U	< 1.97 U	< 1.97 U	< 1.97 U	< 1.97 U	**2.02**	< 1.97 U	< 1.97 U	< 1.97 U
2020 Field Quality Control Samples																							
FIELD BLANK- MURPHY	N/A	4/21/2020	< 1.82 U	< 1.82 U	< 1.82 U	< 1.82 U	< 1.82 U	< 1.82 U	< 1.82 U	< 1.82 U	< 1.82 U	< 1.82 U	< 1.82 U	< 3.65 U	< 3.65 U	< 1.82 U	< 1.82 U	< 1.82 U	< 1.82 U	< 1.82 U	< 1.82 U	< 1.82 U	< 1.82 U
FIELD BLANK-BERGEN		4/21/2020	< 1.87 U	< 1.87 U	< 1.87 U	< 1.87 U	< 1.87 U	< 1.87 U	< 1.87 U	< 1.87 U	< 1.87 U	< 1.87 U	< 1.87 U	< 3.74 U	< 3.74 U	< 1.87 U	< 1.87 U	< 1.87 U	< 1.87 U	< 1.87 U	< 1.87 U	< 1.87 U	< 1.87 U
FIELD BLANK-FOURNIER		4/21/2020	< 1.83 U	< 1.83 U	< 1.83 U	< 1.83 U	< 1.83 U	< 1.83 U	< 1.83 U	< 1.83 U	< 1.83 U	< 1.83 U	< 1.83 U	< 3.66 U	< 3.66 U	< 1.83 U	< 1.83 U	< 1.83 U	< 1.83 U	< 1.83 U	< 1.83 U	< 1.83 U	< 1.83 U
TRIP BLANK		4/28/2020	< 1.81 U	< 1.81 U	< 1.81 U	< 1.81 U	< 1.81 U	< 1.81 U	< 1.81 U	< 1.81 U	< 1.81 U	< 1.81 U	< 1.81 U	< 3.62 U	< 3.62 U	< 1.81 U	< 1.81 U	< 1.81 U	< 1.81 U	< 1.81 U	< 1.81 U	< 1.81 U	< 1.81 U

TABLE 9
SUMMARY OF DETECTED PFAS COMPOUNDS IN LEACHATE AND SURFACE WATER SAMPLES
Troy Mills Landfill Superfund Site
Troy, New Hampshire

Sample ID	Sample Type/Location	Sample Date	Fluorotelomers				Perfluoroalkane Sulfonamides (FASAs) and Sulfonamido Substances							Ether Carboxylic Acids		Additional Substances		Parameter Calculations			
			1H,1H,2H,2H-Perfluorododecanesulfonic Acid (10:2FTS)	1H,1H,2H,2H-Perfluorodecanesulfonic Acid (8:2FTS)	1H,1H,2H,2H-Perfluorooctanesulfonic Acid (6:2FTS)	1H,1H,2H,2H-Perfluorohexanesulfonic Acid (4:2FTS)	Perfluorooctanesulfonamide (PFOSA)	N-Ethyl Perfluorooctane Sulfonamide (NEtFOSA)	N-Methyl Perfluorooctane Sulfonamide (NMeFOSA)	N-Ethyl Perfluorooctanesulfonamido Ethanol (NEtFOSE)	N-Methyl Perfluorooctanesulfonamido Ethanol (NMeFOSE)	N-Ethyl Perfluorooctanesulfonamidoacetic Acid (NEtFOSAA)	N-Methyl Perfluorooctanesulfonamidoacetic Acid (NMeFOSAA)	2,3,3,3-Tetrafluoro-2-[1,1,2,2,3,3,3-Heptafluoropropoxy]-Propanoic Acid (HFPO-DA)	4,8-Dioxa-3h-Perfluorononanoic Acid (ADONA)	9-Chlorohexadecafluoro-3-Oxanone-1-Sulfonic Acid (9Cl PF3ONS)	11-Chloroeicosafluoro-3-Oxaundecane-1-Sulfonic Acid (11Cl-PF3OUdS)	**Total PFOA + PFOS** [1]	**Total Measured PFAS**	**% PFOA vs. Total PFOA+PFOS**	**% PFOA + PFOS vs. Total PFAS**
		CAS No.	120226-60-0	39108-34-4	27619-97-2	757124-72-4	754-91-6	4151-50-2	31506-32-8	1691-99-2	24448-09-7	2991-50-6	2355-31-9	13252-13-6	919005-14-4	756426-58-1	763051-92-9				
EPA Site-Specific Screening Level for Surface Water (ng/L) [2]			*na*	*na*	*na*	*na*	*na*	*na*	*na*	*na*	*na*	*na*	*na*	*na*	*na*	*na*	*na*	*na*	*na*	*na*	*na*
Field Samples																					
TRY_SW-1	Surface Water Rockwood Brook	5/24/2019	---	< 1.75 U	< 1.75 U	< 1.75 U	< 1.75 U	---	---	---	---	< 1.75 U	< 1.75 U	---	---	---	---	ND	ND	N/A	N/A
		4/28/2020	< 4.42 U	< 1.77 U	< 1.77 U	< 1.77 U	< 1.77 U	< 17.7 U	< 17.7 U	< 44.2 U	< 44.2 U	< 1.77 U	< 1.77 U	< 44.2 U	< 1.77 U	< 1.77 U	< 1.77 U	ND	ND	N/A	N/A
TRY_SW-100		5/24/2019	---	< 1.77 U	< 1.77 U	< 1.77 U	< 1.77 U	---	---	---	---	< 1.77 U	< 1.77 U	---	---	---	---	**5.3**	**14.5**	N/A	37%
		4/28/2020	< 4.65 U	< 1.86 U	< 1.86 U	< 1.86 U	< 1.86 U	< 18.6 U	< 18.6 U	< 46.5 U	< 46.5 U	< 1.86 U	< 1.86 U	< 46.5 U	< 1.86 U	< 1.86 U	< 1.86 U	**4.2**	**8.7**	N/A	48%
TRY_SW-3		5/24/2019	---	< 1.8 U	< 1.8 U	< 1.8 U	< 1.8 U	---	---	---	---	< 1.8 U	< 1.8 U	---	---	---	---	**4.1**	**8.8**	N/A	46%
TRY_SW-3 DUP		5/24/2019	---	< 1.77 U	< 1.77 U	< 1.77 U	< 1.77 U	---	---	---	---	< 1.77 U	< 1.77 U	---	---	---	---	**4.3**	**11.3**	N/A	38%
TRY_SW-3		4/28/2020	< 4.43 U	< 1.77 U	< 1.77 U	< 1.77 U	< 1.77 U	< 17.7 U	< 17.7 U	< 44.3 U	< 44.3 U	< 1.77 U	< 1.77 U	< 44.3 U	< 1.77 U	< 1.77 U	< 1.77 U	**3.4**	**3.4**	N/A	100%
TRY_SW-3 DUP		4/28/2020	< 4.38 U	< 1.75 U	< 1.75 U	< 1.75 U	< 1.75 U	< 17.5 U	< 17.5 U	< 43.8 U	< 43.8 U	< 1.75 U	< 1.75 U	< 43.8 U	< 1.75 U	< 1.75 U	< 1.75 U	**3.3**	**3.3**	N/A	100%
TRY_SW-4		5/24/2019	---	< 1.85 U	< 1.85 U	< 1.85 U	< 1.85 U	---	---	---	---	< 1.85 U	< 1.85 U	---	---	---	---	ND	ND	N/A	N/A
		4/28/2020	< 4.37 U	< 1.75 U	< 1.75 U	< 1.75 U	< 1.75 U	< 17.5 U	< 17.5 U	< 43.7 U	< 43.7 U	< 1.75 U	< 1.75 U	< 43.7 U	< 1.75 U	< 1.75 U	< 1.75 U	ND	ND	N/A	N/A
TRY_SW-SDP-0	Surface Water Sand Dam Pond	5/24/2019	---	< 1.82 U	< 1.82 U	< 1.82 U	< 1.82 U	---	---	---	---	< 1.82 U	< 1.82 U	---	---	---	---	**3.5**	**12.3**	N/A	29%
		4/28/2020	< 4.72 U	< 1.89 U	< 1.89 U	< 1.89 U	< 1.89 U	< 18.9 U	< 18.9 U	< 47.2 U	< 47.2 U	< 1.89 U	< 1.89 U	< 47.2 U	< 1.89 U	< 1.89 U	< 1.89 U	**3.9**	**5.8**	N/A	67%
TRY_SW-SDP-2.5		5/24/2019	---	< 1.8 U	< 1.8 U	< 1.8 U	< 1.8 U	---	---	---	---	< 1.8 U	< 1.8 U	---	---	---	---	**3.1**	**12.3**	N/A	25%
TRY_SW-SDP-4.5		5/24/2019	---	< 1.8 U	< 1.8 U	< 1.8 U	< 1.8 U	---	---	---	---	< 1.8 U	< 1.8 U	---	---	---	---	**3.7**	**12.3**	N/A	30%
For Reference Only	**EPA SLs for Groundwater (ng/L)** [3]		*na*	*na*	*na*	*na*	*na*	*na*	*na*	*na*	*na*	*na*	*na*	*na*	*na*	*na*	*na*	*na*	*na*	*na*	*na*
	NHDES AGQS (ng/L) [4]		*na*	*na*	*na*	*na*	*na*	*na*	*na*	*na*	*na*	*na*	*na*	*na*	*na*	*na*	*na*	*na*	*na*	*na*	*na*
TRY_SW-LEACHATE	Leachate	5/24/2019	---	< 1.91 U	< 1.91 U	< 1.91 U	< 1.91 U	---	---	---	---	< 1.91 U	< 1.91 U	---	---	---	---	**353**	**835**	97%	42%
		4/28/2020	< 4.63 U	< 1.85 U	< 1.85 U	< 1.85 U	< 1.85 U	< 18.5 U	< 18.5 U	< 46.3 U	< 46.3 U	< 1.85 U	< 1.85 U	< 46.3 U	< 1.85 U	< 1.85 U	< 1.85 U	**373**	**881**	97%	42%
TRY_SW-LEACHATE DUP		4/28/2020	< 4.56 U	< 1.82 U	< 1.82 U	< 1.82 U	< 1.82 U	< 18.2 U	< 18.2 U	< 45.6 U	< 45.6 U	< 1.82 U	< 1.82 U	< 45.6 U	< 1.82 U	< 1.82 U	< 1.82 U	**362**	**868**	97%	42%
TRY_SW-LEACH-B		5/24/2019	---	< 1.94 U	< 1.94 U	< 1.94 U	< 1.94 U	---	---	---	---	< 1.94 U	< 1.94 U	---	---	---	---	**234**	**645**	94%	36%
		4/28/2020	< 4.92 U	< 1.97 U	< 1.97 U	< 1.97 U	< 1.97 U	< 19.7 U	< 19.7 U	< 49.2 U	< 49.2 U	< 1.97 U	< 1.97 U	< 49.2 U	< 1.97 U	< 1.97 U	< 1.97 U	**24**	**83**	91%	28%
2020 Field Quality Control Samples																					
FIELD BLANK- MURPHY	N/A	4/21/2020	< 4.56 U	< 1.82 U	< 1.82 U	< 1.82 U	< 1.82 U	< 18.2 U	< 18.2 U	< 45.6 U	< 45.6 U	< 1.82 U	< 1.82 U	< 45.6 U	< 1.82 U	< 1.82 U	< 1.82 U	ND	ND	N/A	N/A
FIELD BLANK-BERGEN		4/21/2020	< 4.68 U	< 1.87 U	< 1.87 U	< 1.87 U	< 1.87 U	< 18.7 U	< 18.7 U	< 46.8 U	< 46.8 U	< 1.87 U	< 1.87 U	< 46.8 U	< 1.87 U	< 1.87 U	< 1.87 U	ND	ND	N/A	N/A
FIELD BLANK-FOURNIER		4/21/2020	< 4.58 U	< 1.83 U	< 1.83 U	< 1.83 U	< 1.83 U	< 18.3 U	< 18.3 U	< 45.8 U	< 45.8 U	< 1.83 U	< 1.83 U	< 45.8 U	< 1.83 U	< 1.83 U	< 1.83 U	ND	ND	N/A	N/A
TRIP BLANK		4/28/2020	< 4.53 U	< 1.81 U	< 1.81 U	< 1.81 U	< 1.81 U	< 18.1 U	< 18.1 U	< 45.3 U	< 45.3 U	< 1.81 U	< 1.81 U	< 45.3 U	< 1.81 U	< 1.81 U	< 1.81 U	ND	ND	N/A	N/A

TABLE 9
SUMMARY OF DETECTED PFAS COMPOUNDS IN LEACHATE AND SURFACE WATER SAMPLES
Troy Mills Landfill Superfund Site
Troy, New Hampshire

TABLE KEY:
PFAS = per- and polyfluoroalkyl substances
[4] = Number of fluorinated carbon chains for perfluorinated carboxylic acids
[4S] = Number of fluorinated carbon chains for perfluorinated sulfonic acids
EPA SLs = Screening levels provided by the United States Environmental Protection Agency, refer to text for more information
NHDES = New Hampshire Department of Environmental Services
AGQS = Ambient Groundwater Quality Standards included in Env-Or 600 - Contaminated Site Management (Env-Or 603.03)
na = no current standard available
N/A = not applicable
ND = not detected above the laboratory reporting limit
U = indicates that the concentration was not detected
< = analyte not detected above the laboratory reporting limit
ng/L = nanograms per liter
Bold indicates that the concentration was detected above the laboratory reporting detection limit
Grey shading indicates the concentration exceeds the EPA screening level
Orange shading indicates 2020 sampling data

GENERAL NOTES:
* GZA collected the April 2020 samples for PFAS analysis and submitted the samples to Alpha Analytical Inc., of Mansfield, Massachusetts for analysis by US EPA Method 537 (modified) with isotope dilution.
* All concentrations reported in nanograms per liter (ng/L) which are roughly equivalent to parts per trillion (ppt).
* A total of 36 PFAS compounds were measured by the analyses. The presence or absence of other additional compounds has not been confirmed.

SPECIFIC NOTES:
1. Total PFOA & PFOS indicates the sum of the detected concentrations of Perfluorooctanoic Acid (PFOA) and Perfluorooctanesulfonic Acid (PFOS).
2. Site-specific screening levels of 713 ng/L for PFOA and PFOS and 713,000 ng/L for Perfluorobutanesulfonic Acid (PFBS) for surface water were established by EPA to determine if the compounds are present in Site surface water and may warrant further attention.
3. Screening levels of 40 ng/L for PFOA and PFOS and 40,000 ng/L for Perfluorobutanesulfonic Acid (PFBS) in groundwater were established by EPA to determine if the compounds are present at the Site and may warrant further attention. The screening levels are for groundwater and do not directly apply to leachate, as such, they are presented on the table for reference only.
4. Effective September 30, 2019, NHDES established AGQS for PFOA (12 ng/L), PFOS (15 ng/L), perfluorononanoic acid (PFNA, 11 ng/L), and perfluorohexane sulfonic acid (PFHxS, 18 ng/L). AGQS are for groundwater and do not directly apply to leachate, as such, the AGQS are presented on the table for reference only.

TABLE 10
RELATIVE PERCENT DIFFERENCE (RPD) CALCULATIONS FOR DUPLICATE SAMPLES
Troy Mills Landfill Superfund Site
Troy, New Hampshire

Stratigraphic Unit	Monitoring Well ID	Sample Name	Sample Date	Carboxylic Acids (ng/L)						Sulfonic Acids (ng/L)				VOCs (µg/L)					
				Perfluorobutanoic Acid (PFBA) [4]	Perfluoropentanoic Acid (PFPeA) [5]	Perfluorohexanoic Acid (PFHxA) [6]	Perfluoroheptanoic Acid (PFHpA) [7]	Perfluorooctanoic Acid (PFOA) [8]	Perfluorononanoic Acid (PFNA) [9]	Perfluorobutanesulfonic Acid (PFBS) [4S]	Perfluoropentanesulfonic Acid (PFPeS) [5S]	Perfluorohexanesulfonic Acid (PFHxS) [6S]	Perfluorooctanesulfonic Acid (PFOS) [8S]	cis-1,2-Dichloroethene	1,2,4-Trimethylbenzene	1,3,5-Trimethylbenzene	2-Butanone(MEK)	Benzene	Naphthalene
Overburden	TRY_M-7	TRY_M-7	4/22/2020	*ns*	*ns*	*ns*	*ns*	*ns*	*ns*	*ns*	*ns*	*ns*	*ns*	< 0.50	< 2.5	< 2.5	< 5.0	< 0.50	< 2.5
		TRY_M-7 DUP		*ns*	*ns*	*ns*	*ns*	*ns*	*ns*	*ns*	*ns*	*ns*	*ns*	*ns*	*ns*	*ns*	*ns*	*ns*	*ns*
		RPD		N/A	N/A	N/A	N/A	N/A	N/A	N/A	N/A	N/A	N/A	N/A	N/A	N/A	N/A	N/A	N/A
Overburden	TRY_MW-804	TRY_MW-804	4/28/2020	**110**	**197**	**248**	**410**	**422**	**2.82**	**22.8**	**2.99**	**8.63**	**3.52**	< 0.50	**170**	**70**	**5.7**	< 0.50	**7.2**
		TRY_MW-804 DUP		**106**	**193**	**244**	**407**	**424**	**2.88**	**21.9**	**2.88**	**7.52**	**3.96**	< 0.50	**170**	**69**	**6.2**	< 0.50	**7.6**
		RPD		**3.7%**	**2.1%**	**1.6%**	**0.7%**	**0.5%**	**2.1%**	**4.0%**	**3.7%**	**13.7%**	**11.8%**	N/A	**0.0%**	**1.4%**	**8.4%**	N/A	**5.4%**
Overburden	TRY_MW-A28	TRY_MW-A28	4/27/2020	*ns*	*ns*	*ns*	*ns*	*ns*	*ns*	*ns*	*ns*	*ns*	*ns*	< 0.50	**26**	< 2.5	< 5.0	< 0.50	< 2.5
		TRY_MW-A28 DUP		*ns*	*ns*	*ns*	*ns*	*ns*	*ns*	*ns*	*ns*	*ns*	*ns*	*ns*	*ns*	*ns*	*ns*	*ns*	*ns*
		RPD		N/A	N/A	N/A	N/A	N/A	N/A	N/A	N/A	N/A	N/A	N/A	N/A	N/A	N/A	N/A	N/A
Overburden	TRY_MW-C6S	TRY_MW-C6S	4/22/2020	**56.8**	**140**	**148**	**183**	**442**	**13.6**	**7.76**	**1.91**	**11.2**	**5.15**	**7.9**	< 2.5	< 2.5	< 5.0	**0.5**	< 2.5
		TRY_MW-C6S DUP		**56.2**	**136**	**153**	**176**	**446**	**12.7**	**7.89**	< 1.82	**10.9**	**4.36**	**8**	< 2.5	< 2.5	< 5.0	**0.5**	< 2.5
		RPD		**1.1%**	**2.9%**	**3.3%**	**3.9%**	**0.9%**	**6.8%**	**1.7%**	N/A	**2.7%**	**16.6%**	**1.3%**	N/A	N/A	N/A	**0.0%**	N/A
Surface Water	TRY_SW-3	TRY_SW-3	4/28/2020	< 1.77	< 1.77	< 1.77	< 1.77	**3.35**	< 1.77	< 1.77	< 1.77	< 1.77	< 1.77	< 0.50	< 2.5	< 2.5	< 5.0	< 0.50	< 2.5
		TRY_SW-3 DUP		< 1.75	< 1.75	< 1.75	< 1.75	**3.25**	< 1.75	< 1.75	< 1.75	< 1.75	< 1.75	< 0.50	< 2.5	< 2.5	< 5.0	< 0.50	< 2.5
		RPD		N/A	N/A	N/A	N/A	**3.0%**	N/A	N/A	N/A	N/A	N/A	N/A	N/A	N/A	N/A	N/A	N/A
Leachate	TRY_SW-LEACHATE	TRY_SW-LEACHATE	4/28/2020	**48.5**	**108**	**132**	**174**	**363**	**29.2**	**9.37**	< 1.85	**7.18**	**10.1**	< 0.50	< 2.5	< 2.5	< 5.0	< 0.50	< 2.5
		TRY_SW-LEACHATE DUP		**48.4**	**106**	**133**	**172**	**351**	**29.3**	**9.09**	< 1.82	**8.43**	**10.6**	< 0.50	< 2.5	< 2.5	< 5.0	< 0.50	< 2.5
		RPD		**0.2%**	**1.9%**	**0.8%**	**1.2%**	**3.4%**	**0.3%**	**3.0%**	N/A	**16.0%**	**4.8%**	N/A	N/A	N/A	N/A	N/A	N/A

TABLE 10
RELATIVE PERCENT DIFFERENCE (RPD) CALCULATIONS FOR DUPLICATE SAMPLES
Troy Mills Landfill Superfund Site
Troy, New Hampshire

Stratigraphic Unit	Monitoring Well ID	Sample Name	Sample Date	VOCs (µg/L)											SVOCs (µg/L)				Metals (mg/L)	
				n-Butylbenzene	n-Propylbenzene	p-Isopropyltoluene (4-cymene)	Acetone	Ethylbenzene	Isopropylbenzene (cumene)	m/p-Xylene	o-Xylene	sec-Butylbenzene	t-Butylbenzene	1,4-Dioxane	Bis[Di](2-ethylhexyl) phthalate	Naphthalene	2-Methylnaphthalene	Benzyl butyl phthalate	Arsenic	Manganese
Overburden	TRY_M-7	TRY_M-7	4/22/2020	< 0.50	< 0.50	< 0.50	< 5.0	< 0.50	< 0.50	< 1.0	< 1.0	< 0.50	< 2.5	**0.49**	< 3.0	< 0.10	< 0.10	< 5.0	< 0.00050	**0.09863**
		TRY_M-7 DUP		*ns*	*ns*	*ns*	*ns*	*ns*	*ns*	*ns*	*ns*	*ns*	*ns*	**0.496**	*ns*	*ns*	*ns*	*ns*	*ns*	*ns*
		RPD		N/A	N/A	N/A	N/A	N/A	N/A	N/A	N/A	N/A	N/A	**1.2%**	N/A	**N/A**	**N/A**	**N/A**	**N/A**	**N/A**
Overburden	TRY_MW-804	TRY_MW-804	4/28/2020	**17**	**34**	**32**	**12**	**20**	**16**	**12**	**12**	**33**	**3.6**	< 0.144	**45**	**3.8**	**0.31**	**29**	**0.0009**	**4.052**
		TRY_MW-804 DUP		**17**	**34**	**31**	**12**	**20**	**16**	**12**	**12**	**32**	**3.5**	< 250	**19**	**4.1**	**0.38**	**28**	**0.00094**	**4.245**
		RPD		**0.0%**	**0.0%**	**3.2%**	**0.0%**	**0.0%**	**0.0%**	**0.0%**	**0.0%**	**3.1%**	**2.8%**	N/A	**81.3%**	**7.6%**	**20.3%**	**3.5%**	**4.3%**	**4.7%**
Overburden	TRY_MW-A28	TRY_MW-A28	4/27/2020	**0.92**	**3**	**1.7**	< 5.0	< 0.50	**2.2**	< 1.0	< 1.0	**2**	< 2.5	< 0.139	**53**	**0.28**	< 0.10	< 5.0	< 0.00050	**0.2946**
		TRY_MW-A28 DUP		*ns*	*ns*	*ns*	*ns*	*ns*	*ns*	*ns*	*ns*	*ns*	*ns*	*ns*	**100**	**0.16**	< 0.10	< 5.0	*ns*	*ns*
		RPD		N/A	N/A	N/A	N/A	N/A	N/A	N/A	N/A	N/A	N/A	N/A	**61.4%**	**54.5%**	N/A	N/A	N/A	N/A
Overburden	TRY_MW-C6S	TRY_MW-C6S	4/22/2020	< 0.50	< 0.50	< 0.50	< 5.0	< 0.50	< 0.50	< 1.0	< 1.0	**8.2**	**3.6**	< 0.139	< 3.0	< 0.10	< 0.10	< 5.0	< 0.00050	**8.566**
		TRY_MW-C6S DUP		< 0.50	< 0.50	< 0.50	< 5.0	< 0.50	< 0.50	< 1.0	< 1.0	**8.6**	**3.8**	< 0.139	*ns*	*ns*	*ns*	*ns*	< 0.00050	**9.103**
		RPD		N/A	N/A	N/A	N/A	N/A	N/A	N/A	N/A	**4.8%**	**5.4%**	N/A	N/A	N/A	N/A	N/A	N/A	**6.1%**
Surface Water	TRY_SW-3	TRY_SW-3	4/28/2020	< 0.50	< 0.50	< 0.50	< 5.0	< 0.50	< 0.50	< 1.0	< 1.0	< 0.50	< 2.5	< 250	< 3.0	< 0.10	< 0.10	< 5.0	< 0.00050	**0.04556**
		TRY_SW-3 DUP		< 0.50	< 0.50	< 0.50	< 5.0	< 0.50	< 0.50	< 1.0	< 1.0	< 0.50	< 2.5	< 250	< 3.0	< 0.10	< 0.10	< 5.0	< 0.00050	**0.04569**
		RPD		N/A	N/A	N/A	N/A	N/A	N/A	N/A	N/A	N/A	N/A	N/A	N/A	N/A	N/A	N/A	N/A	**0.3%**
Leachate	TRY_SW-LEACHATE	TRY_SW-LEACHATE	4/28/2020	**1.6**	**4.1**	< 0.50	< 5.0	**4**	**8.2**	< 1.0	< 1.0	**8.5**	< 2.5	< 250	< 3.0	< 0.10	< 0.10	< 5.0	**0.00059**	**3.478**
		TRY_SW-LEACHATE DUP		**1.8**	**4.6**	< 0.50	< 5.0	**4.4**	**9.3**	< 1.0	< 1.0	**9.6**	**2.6**	< 250	< 3.0	< 0.10	< 0.10	< 5.0	**0.00058**	**3.558**
		RPD		**11.8%**	**11.5%**	N/A	N/A	**9.5%**	**12.6%**	N/A	N/A	**12.2%**	N/A	N/A	N/A	N/A	N/A	N/A	**1.7%**	**2.3%**

TABLE KEY:
VOCs = Volatile Organic Compounds
SVOCs = Semi-Volatile Organic Compounds
ng/L = nanograms per liter
µg/L = micrograms per liter
mg/L = milligrams per liter
ns = not sampled
ND = analyte not detected above the laboratory reporting limit
N/A = not applicable
Bold indicates that the concentration was detected above the laboratory reporting detection limit
Green shading indicates the RPD exceeded the acceptance criteria of 30% for aqueous samples

TABLE 11
HISTORICAL EQUIPMENT BLANK SAMPLES AND RESULTS
Troy Mills Landfill Superfund Site
Troy, New Hampshire

Equipment	Sampling Event	Well Sampled Prior to Equipment Blank Collection	Results of Equipment Blank	Decon Method
QED SamplePro Bladder Pump	Spring 2020	TRY_MW-805	Contaminants: Perfluorobutanoic Acid (PFBA), Perfluoropentanoic Acid (PFPeA), Perfluorohexanoic Acid (PFHxA), Perfluoroheptanoic Acid (PFHpA), Perfluorooctanoic Acid (PFOA), and Perfluorooctanesulfonic Acid (PFOS)	Liquinox & water
Water Level Probe		TRY_MW-804	ND	includes Hexane & 2-Propanol
QED SamplePro Bladder Pump	Fall 2018	TRY_MW-805	ND (including PFAS)	Liquinox & water
Water Level Probe		TRY_MW-804	ND	includes Hexane & 2-Propanol
QED SamplePro Bladder Pump	Spring 2016	TRY_MW-202P	ND	Liquinox & water
Water Level Probe		TRY_MW-601D	ND	Liquinox & water
Water Level Probe		TRY_MW-804	Contaminants: DEHP	includes Hexane & 2-Propanol
Water Level Probe	Fall 2014	TRY_MW-601D	ND	Liquinox & water
QED SamplePro Bladder Pump		TRY_MW-804	Contaminants: DEHP, benzyl butyl phalate, and manganese	includes Hexane & 2-Propanol
QED SamplePro Bladder Pump	Spring 2013	End of program (801, 802, or 301x)	ND	includes Hexane & 2-Propanol
Oil-Water interface probe		TRY_MW-201S	ND	includes Hexane & 2-Propanol
Oil-Water interface probe	Spring 2011	TRY_MW-201S	ND	includes Hexane & 2-Propanol
DI-Water		Prior to Sampling	ND	N/A
QED SamplePro Bladder Pump		Prior to Sampling	ND	Liquinox & water
DI-Water	Fall 2009	Prior to Sampling	ND	N/A
Oil-Water interface probe		TRY_MW-201S	ND	includes Hexane & 2-Propanol
Hand Auger/ sampling equipment		After Sampling Wetland Soil	ND	includes Hexane & 2-Propanol
Stainless Steel Bailer		After Sampling	ND	includes Hexane & 2-Propanol
Kemmerer Sampler		Prior to Sampling Well TRY_MW-702D	Contaminants: DEHP	includes Hexane & 2-Propanol
DI-Water	Spring 2009	Prior to Sampling	ND	N/A
Oil-Water interface probe		TRY_MW-201S	ND	includes Hexane & 2-Propanol
Bailer		TRY_MW-202S	ND	includes Hexane & 2-Propanol
SW Leachate Container		Prior to Sampling Leachate	ND	N/A

TABLE KEY:
ND = No Detections
DI = Deionized water
DEHP = bis(2-ethylhexyl)phthalate
Green shaded entries indicate wells with consistent DEHP contamination.

Graphs

Graph 1
Interim Cleanup Level (ICL) Exceedances at TRY_MW-804
Troy Mills Landfill Superfund Site
Concentration Trend Graph

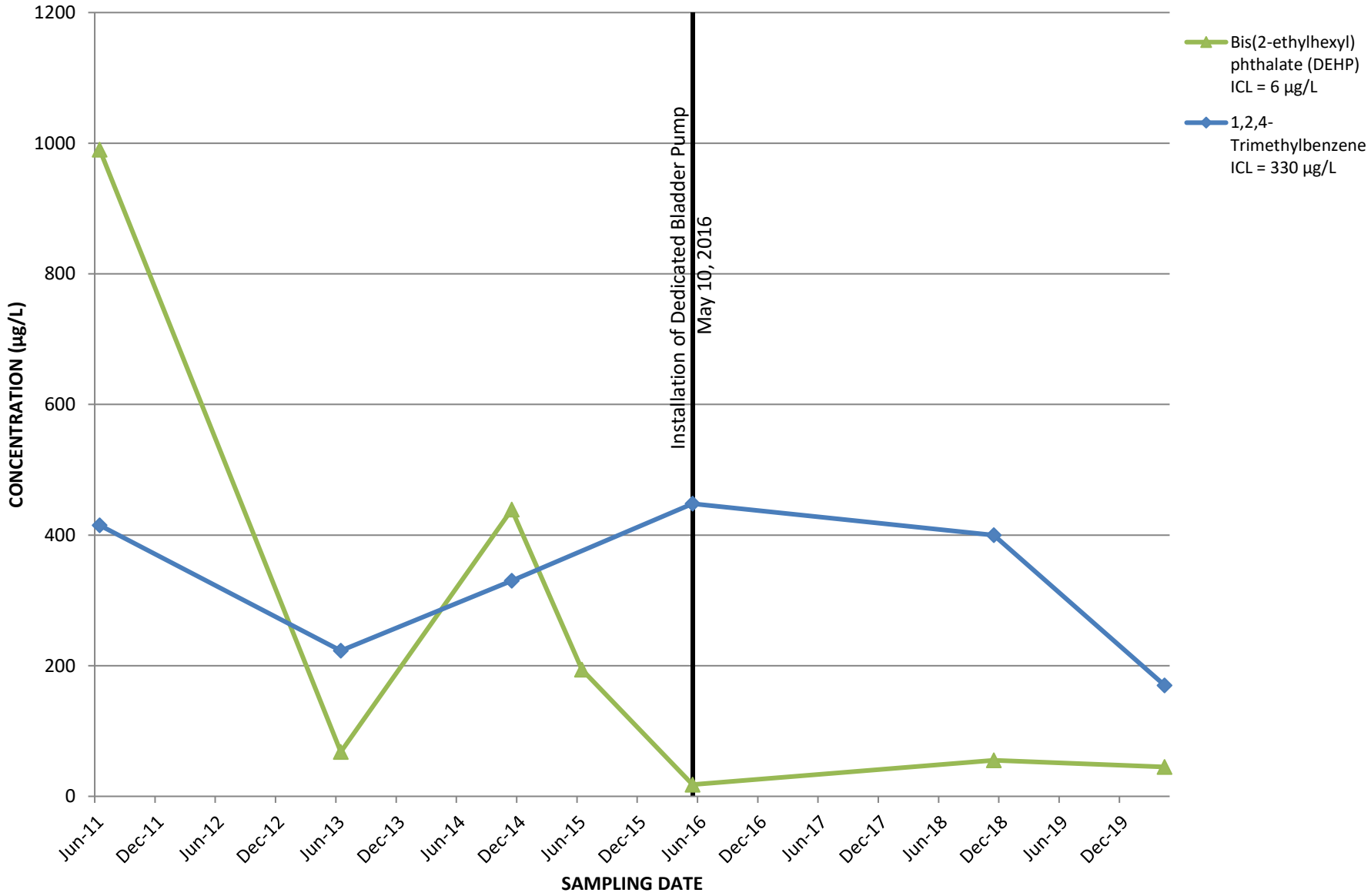

P:\04Jobs\0190900s\04.0190987.00 - NHDES 2019-2023 Contract\04.0190987.09 - Troy Mills LF 2020 Monitoring\Report\Graphs\
Trend Graphs 1-6 20200617.xlsx1 TRY_MW-804

GZA GeoEnvironmental, Inc.

Graph 2
Interim Cleanup Level (ICL) Exceedances at TRY_MW-805
Troy Mills Landfill Superfund Site
Concentration Trend Graph

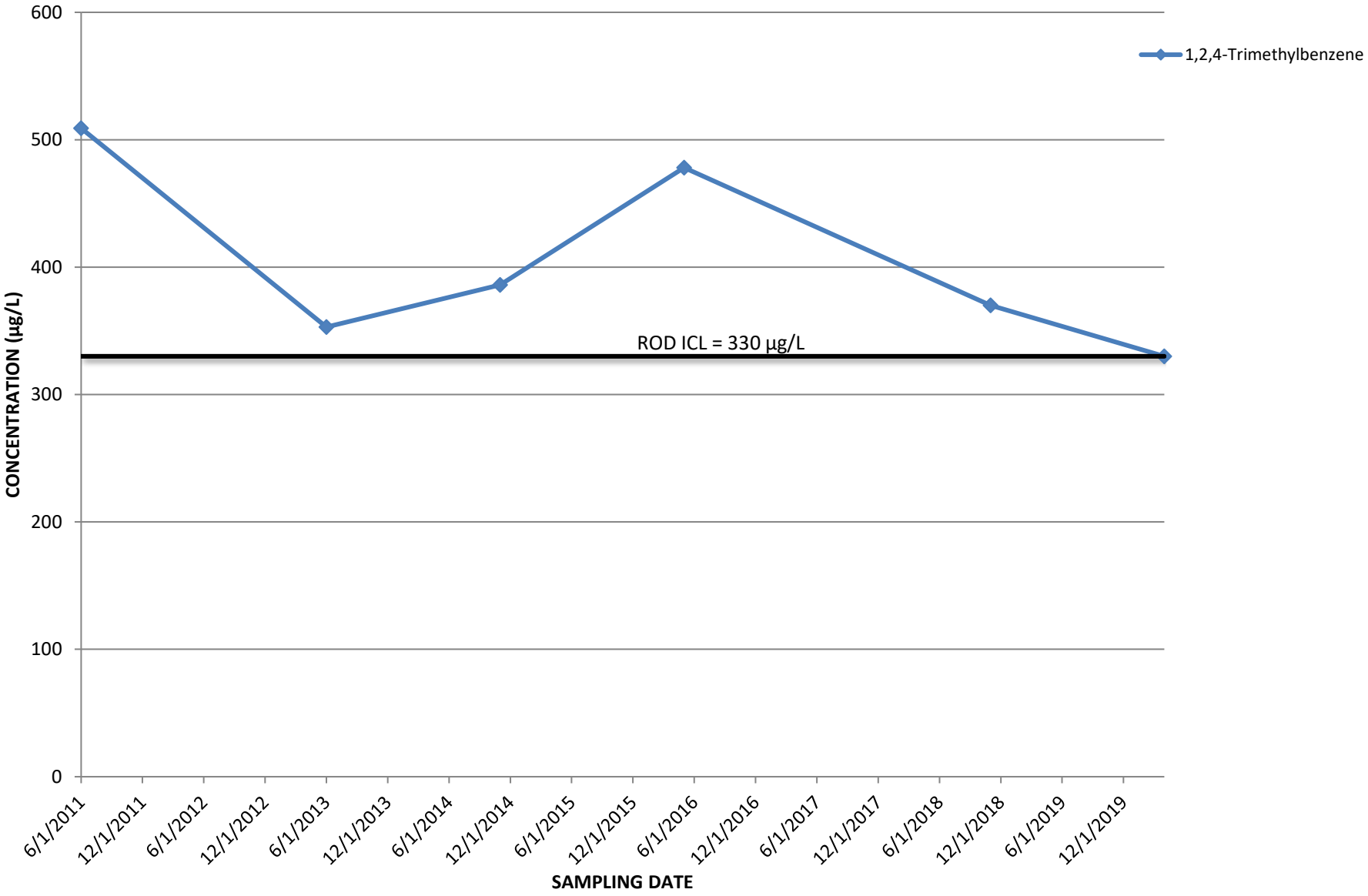

P:\04Jobs\0190900s\04.0190987.00 - NHDES 2019-2023 Contract\04.0190987.09 - Troy Mills LF 2020 Monitoring\Report\Graphs\
Trend Graphs 1-6 20200617.xlsx2 TRY_MW-805

GZA GeoEnvironmental, Inc.

Graph 3
Interim Cleanup Level (ICL) Exceedances at TRY_MW-205
Troy Mills Landfill Superfund Site
Concentration Trend Graph

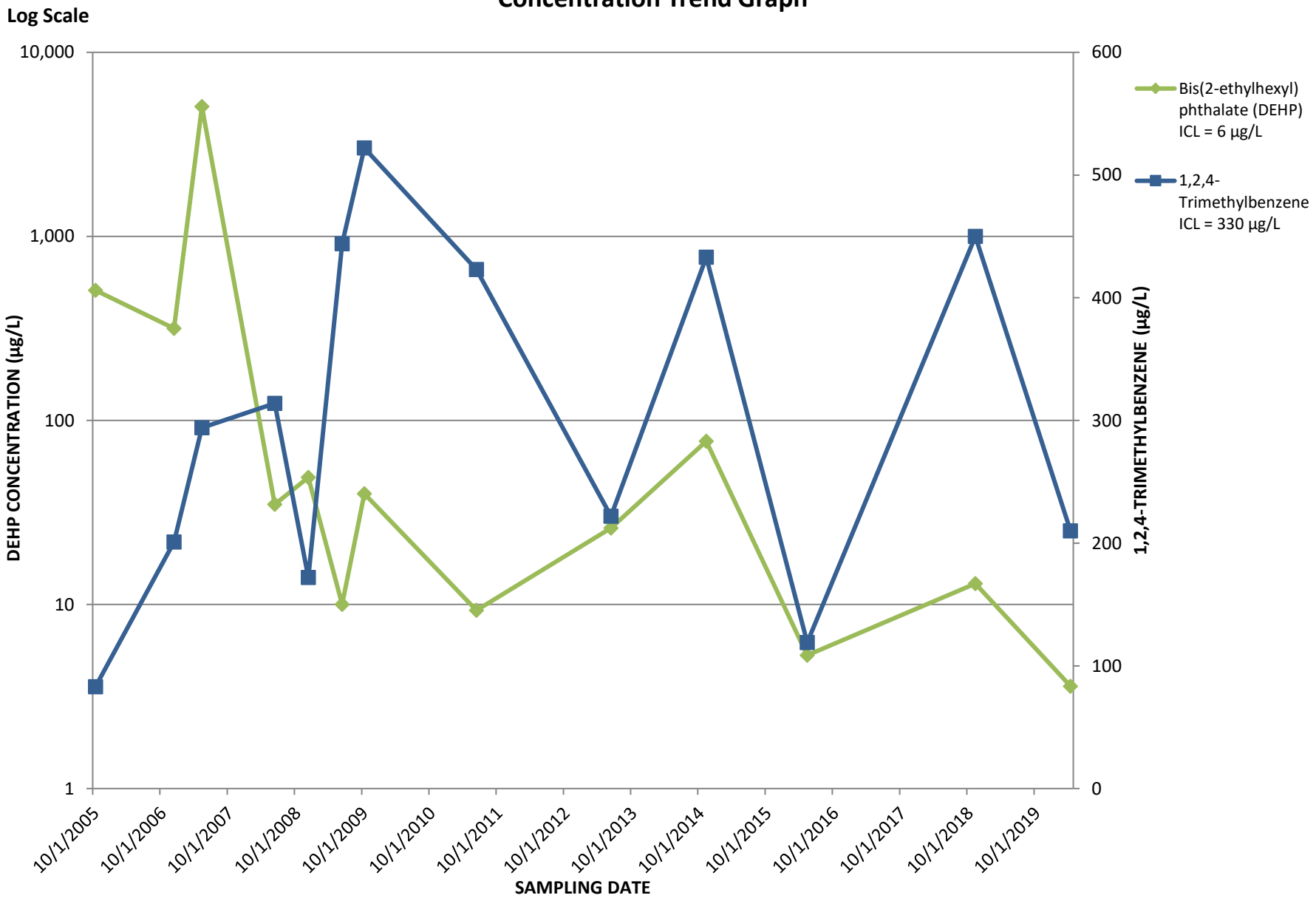

P:\04Jobs\0190900s\04.0190987.00 - NHDES 2019-2023 Contract\04.0190987.09 - Troy Mills LF 2020 Monitoring\Report\Graphs\
Trend Graphs 1-6 20200617.xlsx3 TRY_MW-205

GZA GeoEnvironmental, Inc.

Graph 4
DEHP Concentrations vs. Groundwater Elevation at TRY_MW-205
Troy Mills Landfill Superfund Site
Concentration Trend Graph

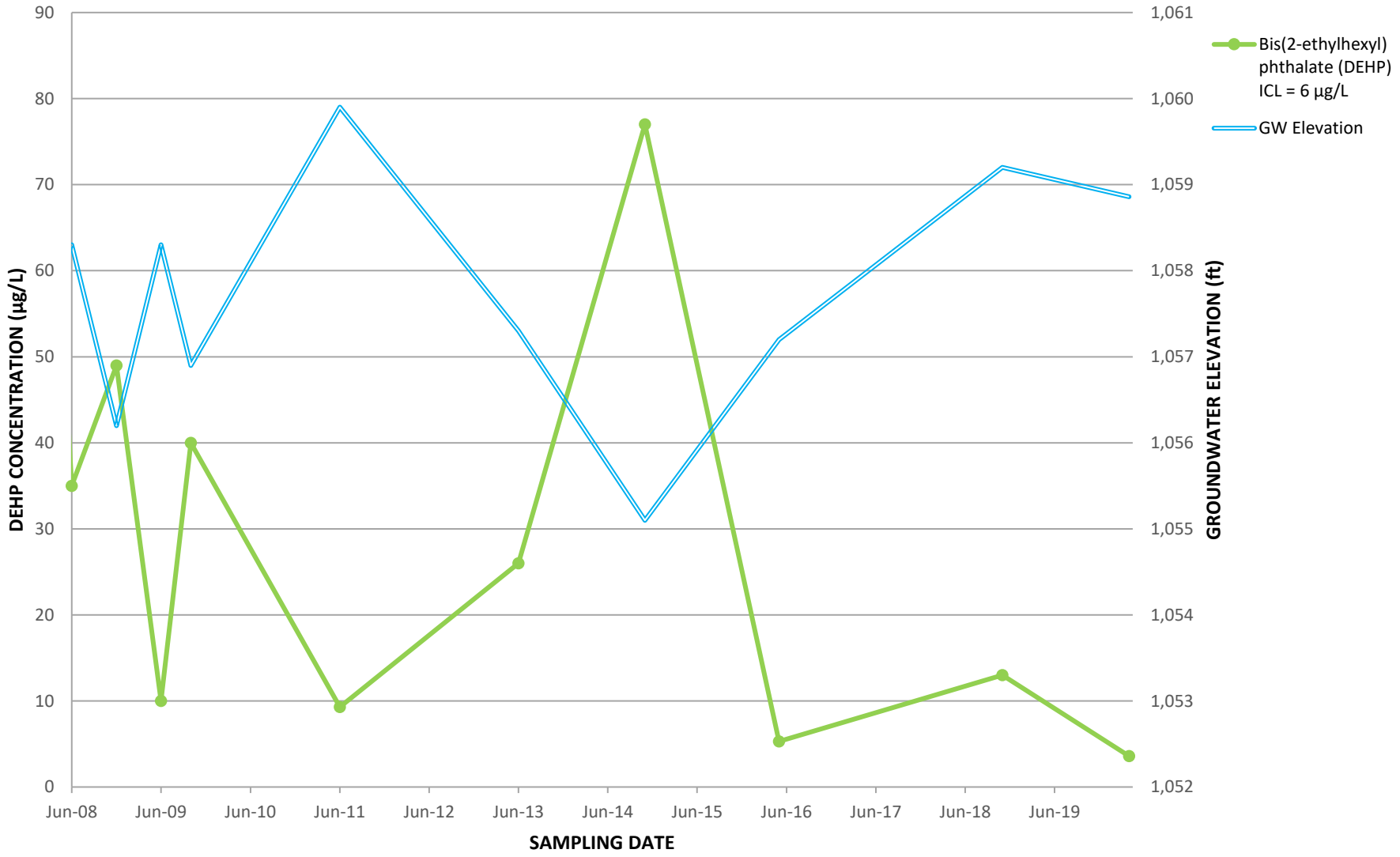

P:\04Jobs\0190900s\04.0190987.00 - NHDES 2019-2023 Contract\04.0190987.09 - Troy Mills LF 2020 Monitoring\Report\Graphs\
Trend Graphs 1-6 20200617.xlsx4 TRY_MW-205 GW

GZA GeoEnvironmental, Inc.

Graph 5
Interim Cleanup Level (ICL) Exceedances at TRY_MW-803
Troy Mills Landfill Superfund Site
Concentration Trend Graph

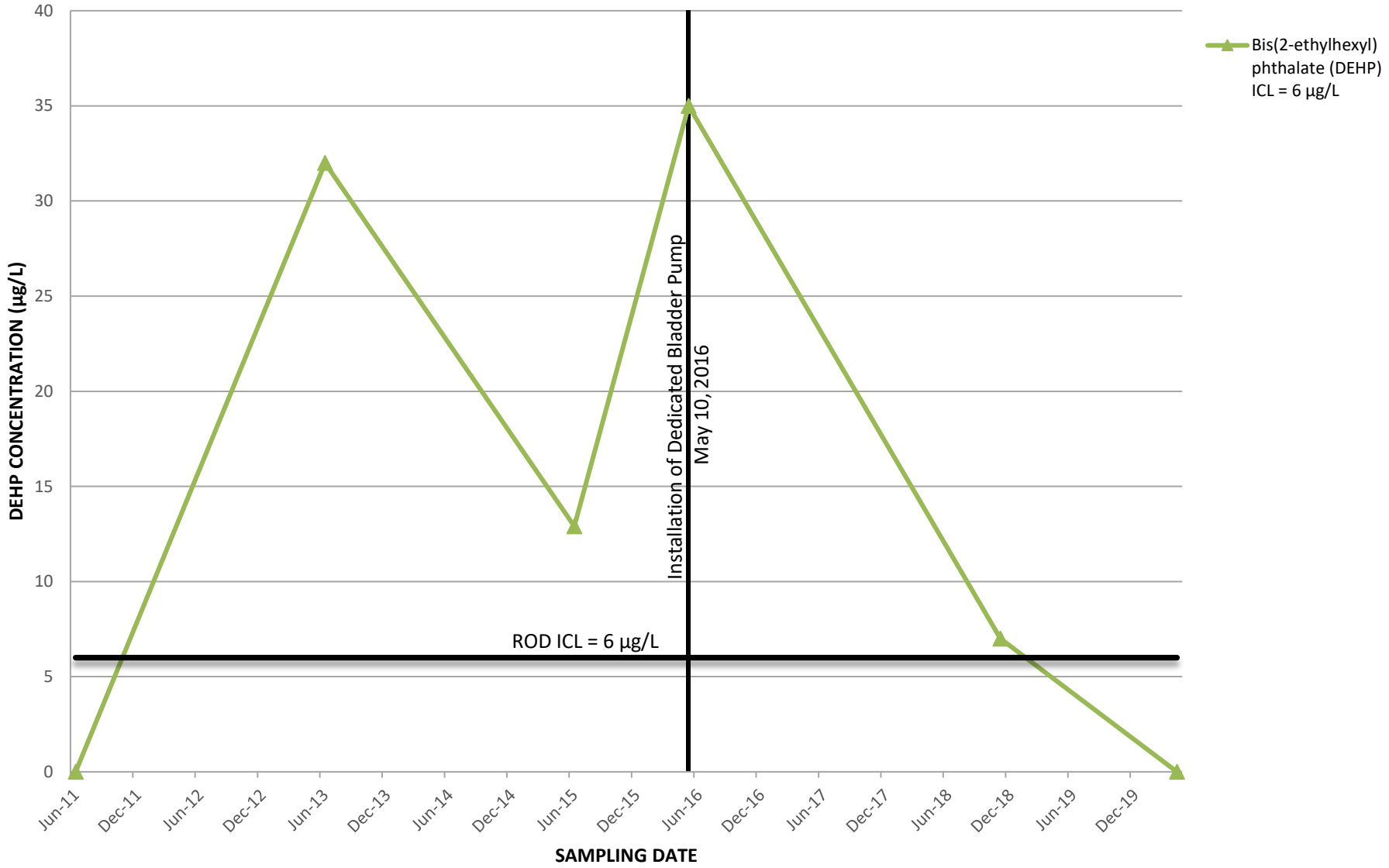

P:\04Jobs\0190900s\04.0190987.00 - NHDES 2019-2023 Contract\04.0190987.09 - Troy Mills LF 2020 Monitoring\Report\Graphs\
Trend Graphs 1-6 20200617.xlsx5 TRY_MW-803

GZA GeoEnvironmental, Inc.

Graph 6
Interim Cleanup Level (ICL) Exceedances at TRY_MW-A28
Troy Mills Landfill Superfund Site
Concentration Trend Graph

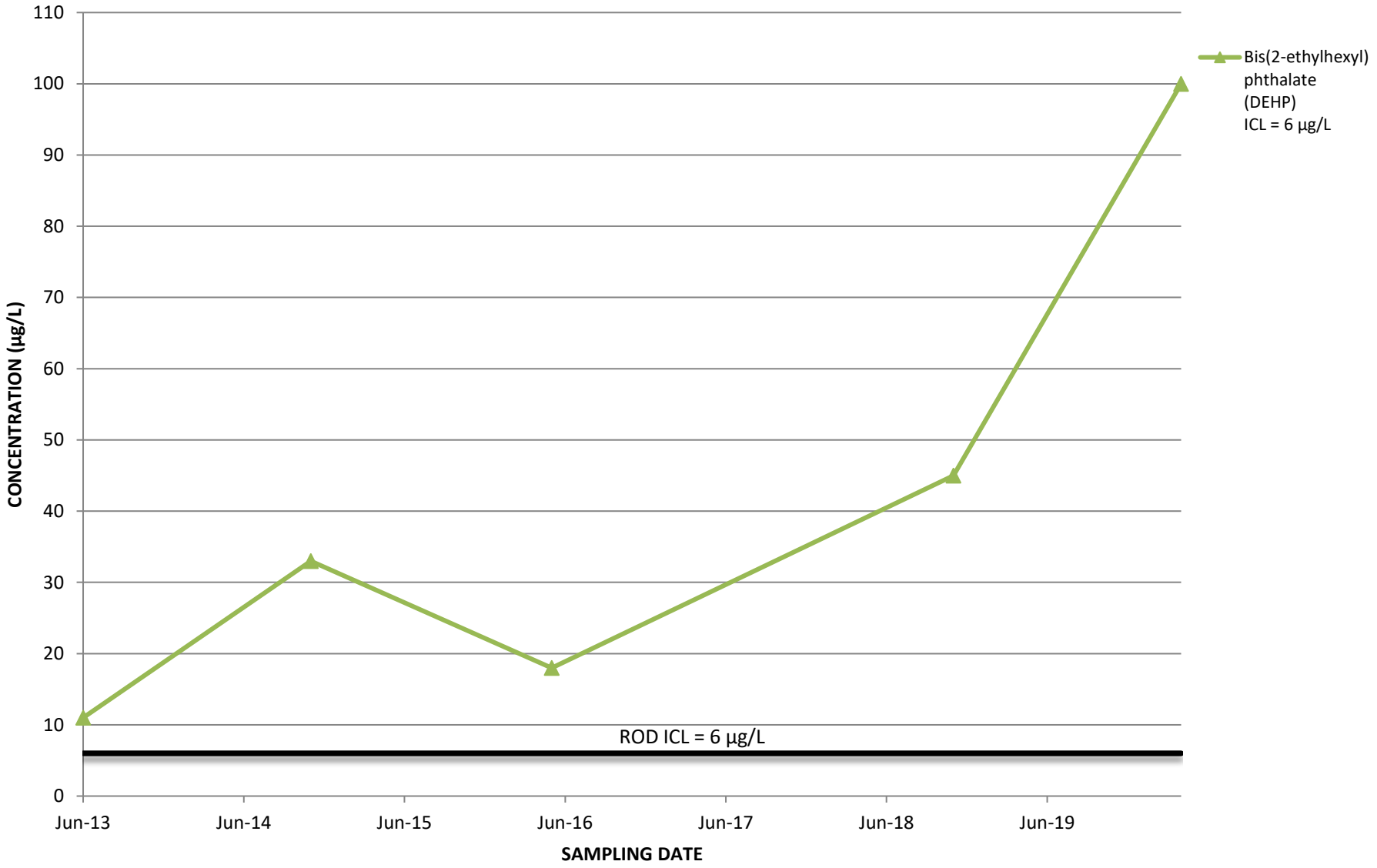

Graph 7A
Interim Cleanup Level (ICL) Exceedances of Manganese Exceeding 5 mg/L and Displaying Increasing or Variable Trends
Troy Mills Landfill Superfund Site
Concentration Trend Graph

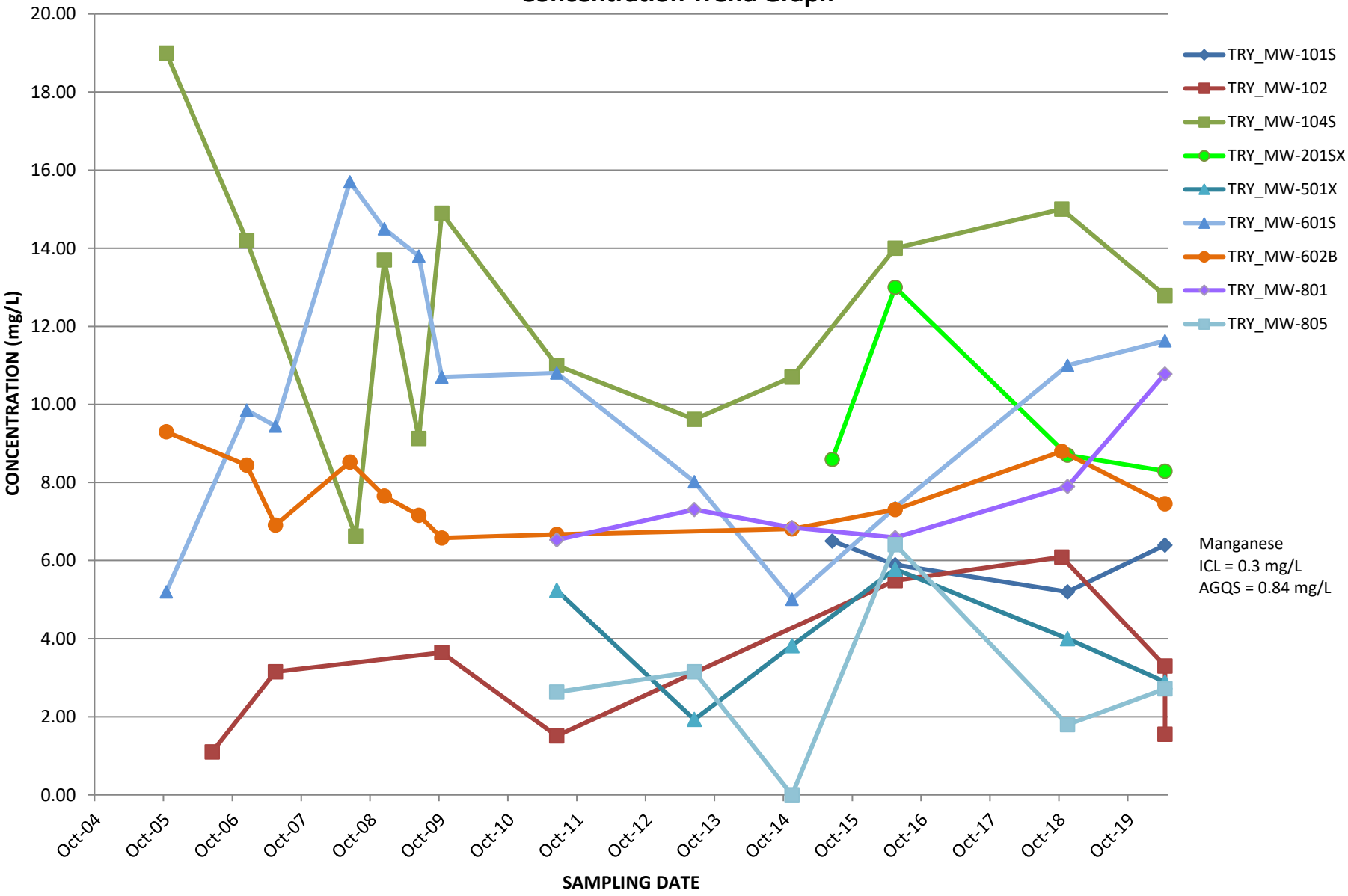

Graph 7B
Interim Cleanup Level (ICL) Exceedances of Manganese Exceeding 5 mg/L
Displaying Potential Decreasing Trends
Troy Mills Landfill Superfund Site
Concentration Trend Graph

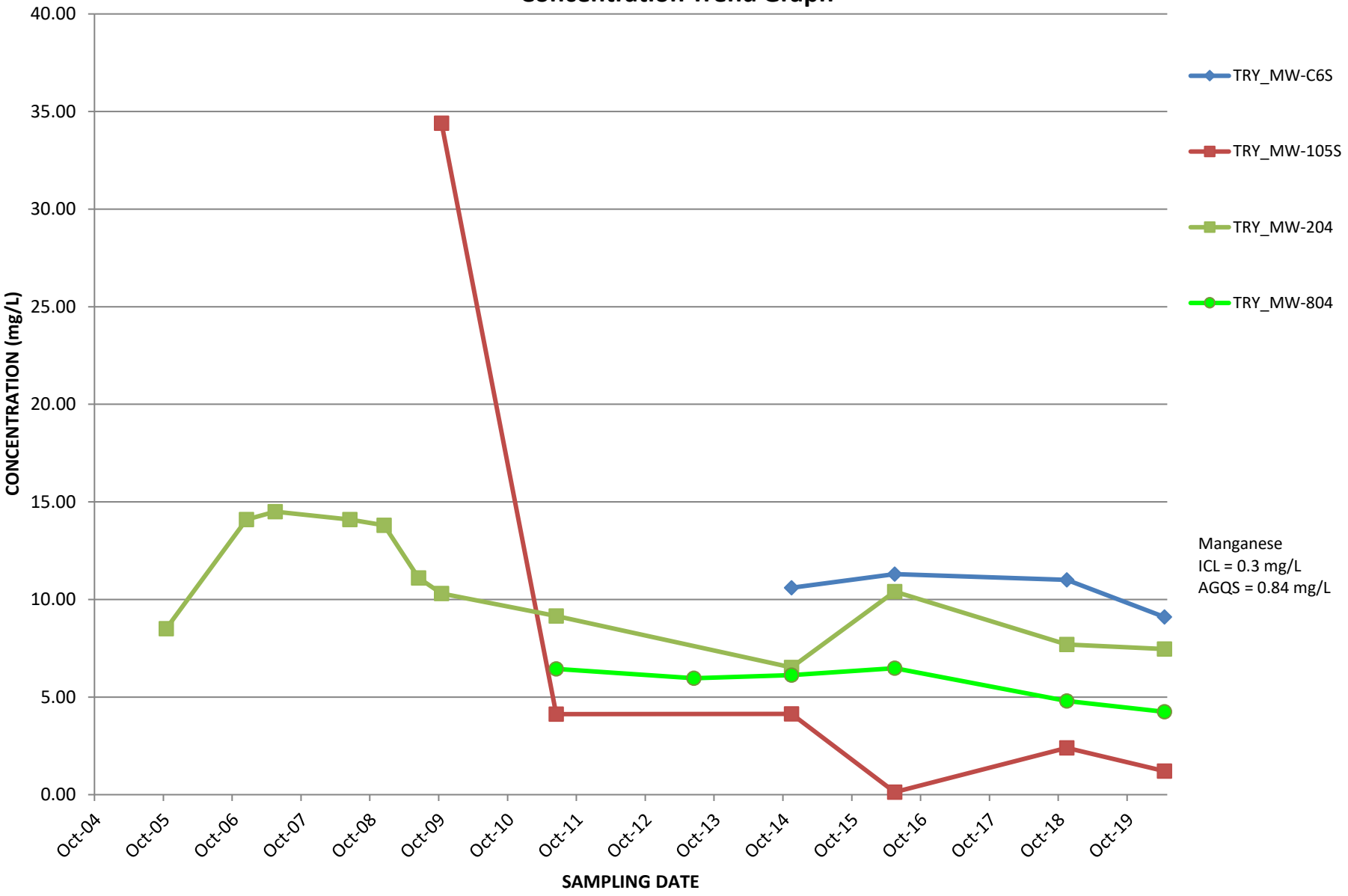

P:\04Jobs\0190900s\04.0190987.00 - NHDES 2019-2023 Contract\04.0190987.09 - Troy Mills LF 2020 Monitoring\Report\Graphs\
Trend Graph 7 20200617.xlsx

GZA GeoEnvironmental, Inc.

Graph 7C
Interim Cleanup Level (ICL) Exceedances of Manganese Less Than 5 mg/L and Displaying Increasing or Variable Trends
Troy Mills Landfill Superfund Site
Concentration Trend Graph

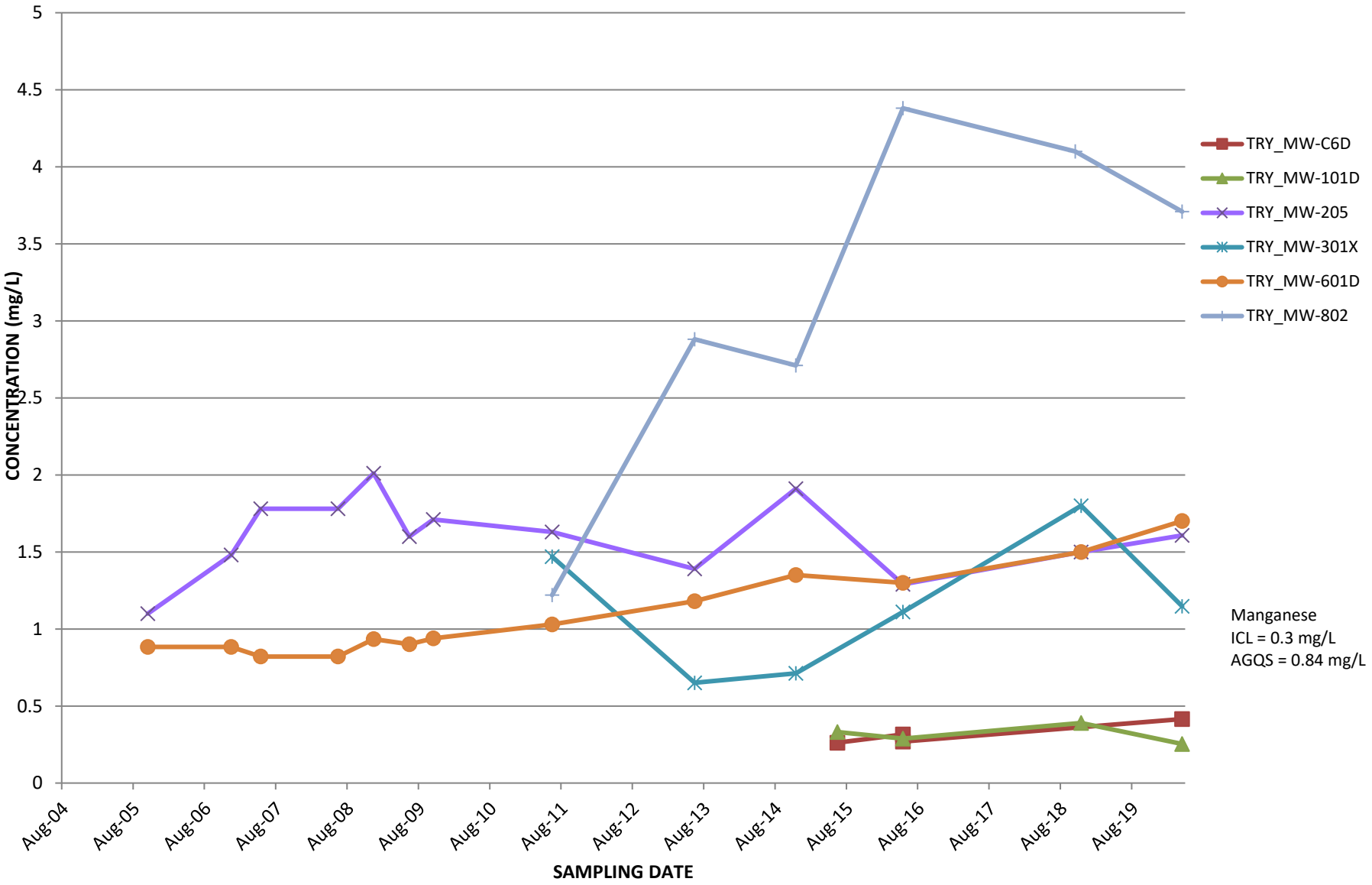

P:\04Jobs\0190900s\04.0190987.00 - NHDES 2019-2023 Contract\04.0190987.09 - Troy Mills LF 2020 Monitoring\Report\Graphs\
Trend Graph 7 20200617.xlsx

GZA GeoEnvironmental, Inc.

Graph 7D
Interim Cleanup Level (ICL) Exceedances of Manganese Less Than 5 mg/L and Displaying Potential Decreasing Trends
Troy Mills Landfill Superfund Site
Concentration Trend Graph

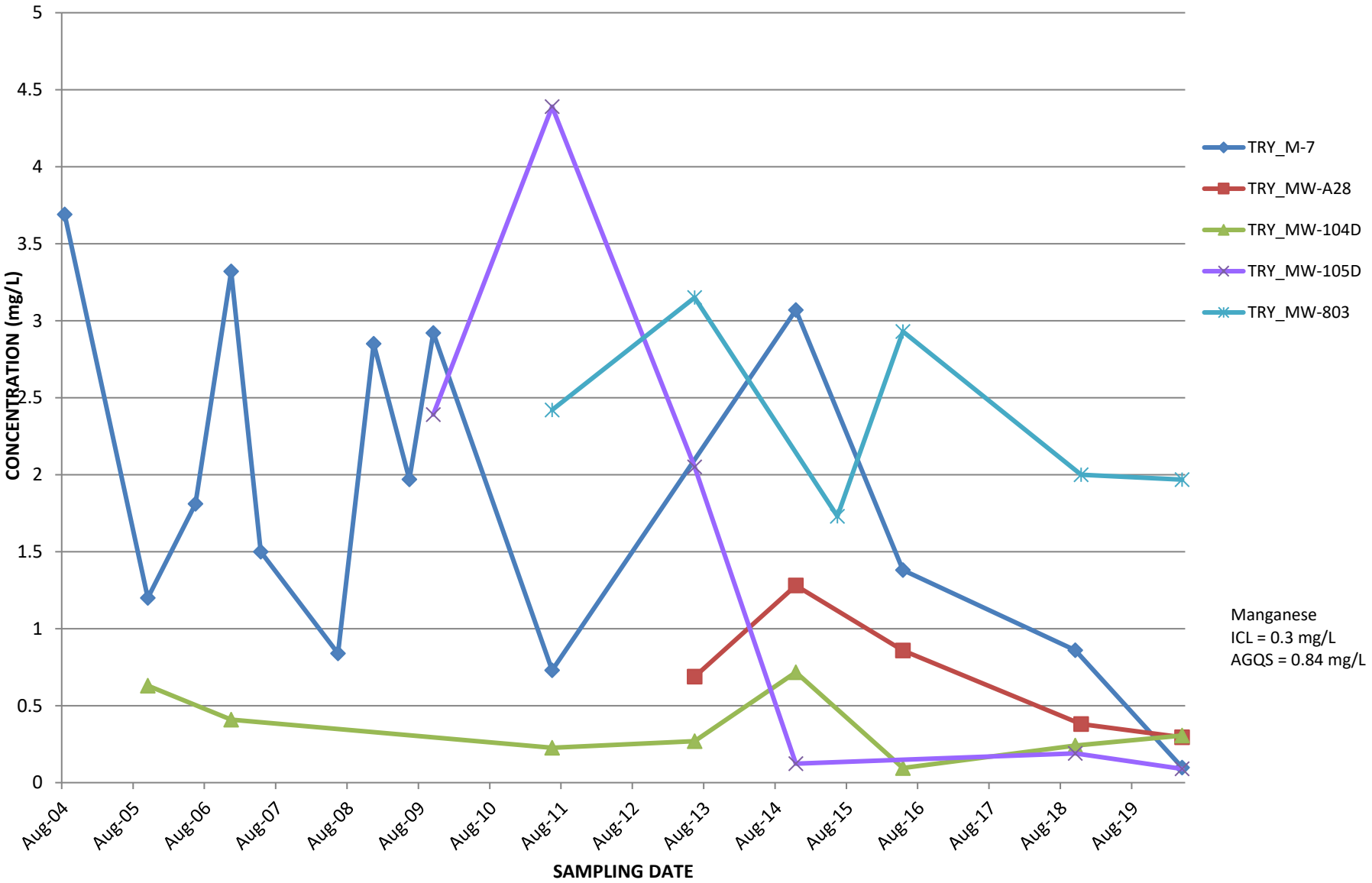

P:\04Jobs\0190900s\04.0190987.00 - NHDES 2019-2023 Contract\04.0190987.09 - Troy Mills LF 2020 Monitoring\Report\Graphs\
Trend Graph 7 20200617.xlsx

GZA GeoEnvironmental, Inc.

Figures

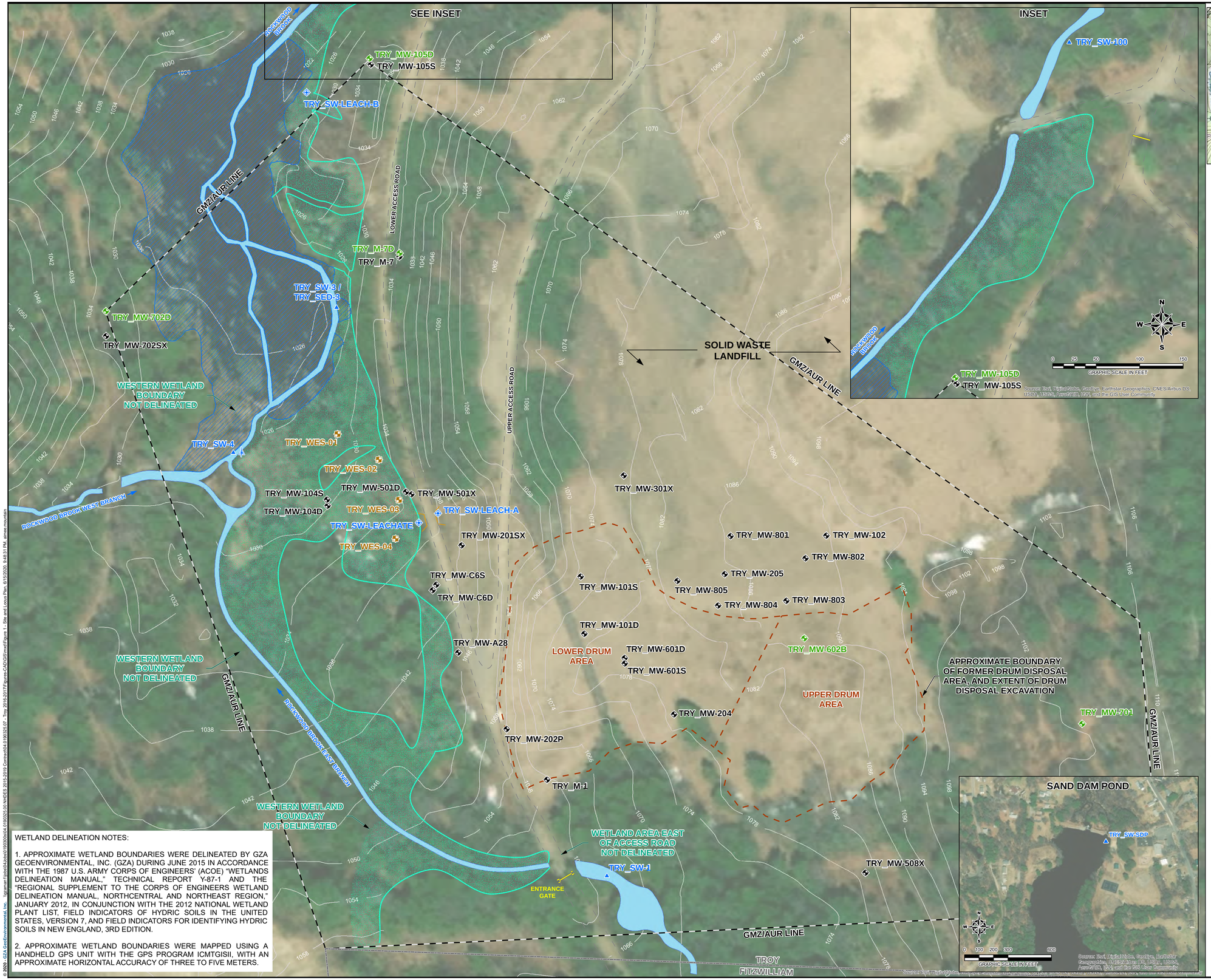

LEGEND:

- MW-701 — BEDROCK MONITORING WELL
- MW-601 — OVERBURDEN MONITORING WELL
- WES-01 — WETLAND SOIL SAMPLE LOCATION
- SW-1 — SURFACE WATER AND/OR SEDIMENT SAMPLE LOCATION
- SW-LEACH-A — LEACHATE SAMPLE LOCATION
- PERMANENTLY INSTALLED STAFF GAUGE
- STREAM FLOW DIRECTION
- TOPOGRAPHIC CONTOURS (4 FEET)
- APPROXIMATE LOCATION OF FORMER DRUM DISPOSAL AREA
- APPROXIMATE WETLAND BOUNDARY
- CULVERT
- ENTRANCE GATE
- GMZ/AUR
- GRAVEL ACCESS ROAD
- TOWN LINE
- APPROXIMATE EXTENT OF FORMER PONDING
- APPROXIMATE WETLAND AREA
- SURFACE WATER

GRAPHIC SCALE IN FEET: 0, 1,000, 2,000, 4,000, 6,000

NOTES:

1. BASE PLAN IS FROM NHDES GPS DATA POINTS TAKEN ON SEPTEMBER 29, 2011.

2. THE GROUNDWATER MANAGEMENT ZONE (GMZ)/ACTIVITY AND USE RESTRICTION (AUR) LINE IS FROM "GROUNDWATER MANAGEMENT ZONE & ACTIVITY AND USE RESTRICTION PLAN, TROY MILLS LANDFILL, TROY, NEW HAMPSHIRE", PREPARED BY TF MORAN, INC., DATED DECEMBER 18, 2006, REVISED JANUARY 17, 2007 AND MARCH 19, 2007.

3. A SURVEY OF THE SITE WELLS WAS CONDUCTED DURING FEBRUARY 2005 BY CONKLIN & SOROKA OF CHESHIRE, CONNECTICUT. THE BENCHMARK POINT USED FOR THIS SURVEY WAS MONITORING WELL TRY_M-3; ITS ELEVATION WAS ESTABLISHED AS 1037.65 (PVC) ACCORDING TO THE PLAN TITLED "TOPOGRAPHIC SURVEY DEPICTING MONITORING WELL LOCATIONS, LAND OF TROY MILLS LANDFILL." THE HORIZONTAL DATUM USED TO IDENTIFY SITE MONITORING WELLS IS NAD 83/96 PER NHDOT BASE STATION, FOLLOWING THE NEW HAMPSHIRE STATE PLANE PROJECTION, IN UNITS OF U.S. SURVEY FEET.

4. SURFACE WATER SAMPLING LOCATION SW-100 IS LOCATED ON ROCKWOOD BROOK TO THE NORTH OF THE NORTHERNMOST CORNER OF THE GMZ/AUR LINE. THE LOCATION OF SW-100 WAS DETERMINED IN THE FIELD AND RECORDED WITH A HANDHELD GPS UNIT IN THE SPRING OF 2016.

GRAPHIC SCALE IN FEET: 0, 25, 50, 100, 150

WETLAND DELINEATION NOTES:

1. APPROXIMATE WETLAND BOUNDARIES WERE DELINEATED BY GZA GEOENVIRONMENTAL, INC. (GZA) DURING JUNE 2015 IN ACCORDANCE WITH THE 1987 U.S. ARMY CORPS OF ENGINEERS' (ACOE) "WETLANDS DELINEATION MANUAL," TECHNICAL REPORT Y-87-1 AND THE "REGIONAL SUPPLEMENT TO THE CORPS OF ENGINEERS WETLAND DELINEATION MANUAL, NORTHCENTRAL AND NORTHEAST REGION," JANUARY 2012, IN CONJUNCTION WITH THE 2012 NATIONAL WETLAND PLANT LIST, FIELD INDICATORS OF HYDRIC SOILS IN THE UNITED STATES, VERSION 7, AND FIELD INDICATORS FOR IDENTIFYING HYDRIC SOILS IN NEW ENGLAND, 3RD EDITION.

2. APPROXIMATE WETLAND BOUNDARIES WERE MAPPED USING A HANDHELD GPS UNIT WITH THE GPS PROGRAM ICMTGISII, WITH AN APPROXIMATE HORIZONTAL ACCURACY OF THREE TO FIVE METERS.

© 2020 - GZA GeoEnvironmental, Inc. \\gzaman1\jobs\04.jobs\0190\0190925\04.0190925.00 NHDES 2015-2019 Contracts\04.0190925.07 - Troy 2016-2017\Figures-CAD\GSI\mxd\Figure 1 - Site and Locus Plan_6\15\2020, 9:48:51 PM, aimee.mountain

UNLESS SPECIFICALLY STATED BY WRITTEN AGREEMENT, THIS DRAWING IS THE SOLE PROPERTY OF GZA GEOENVIRONMENTAL, INC. (GZA). THE INFORMATION SHOWN ON THE DRAWING IS SOLELY FOR THE USE BY GZA'S CLIENT OR THE CLIENT'S DESIGNATED REPRESENTATIVE FOR THE SPECIFIC PROJECT AND LOCATION IDENTIFIED ON THE DRAWING. THE DRAWING SHALL NOT BE TRANSFERRED, REUSED, COPIED, OR ALTERED IN ANY MANNER FOR USE AT ANY OTHER LOCATION OR FOR ANY OTHER PURPOSE WITHOUT THE PRIOR WRITTEN CONSENT OF GZA. ANY TRANSFER, REUSE, OR MODIFICATION TO THE DRAWING BY THE CLIENT OR OTHERS, WITHOUT THE PRIOR WRITTEN EXPRESS CONSENT OF GZA, WILL BE AT THE USER'S SOLE RISK AND WITHOUT ANY RISK OR LIABILITY TO GZA.

TROY MILLS LANDFILL
SUPERFUND SITE
TROY, NEW HAMPSHIRE

LOCUS AND SITE EXPLORATION PLAN

PREPARED BY: GZA GeoEnvironmental, Inc. Engineers and Scientists www.gza.com		PREPARED FOR: NHDES/EPA	
PROJ MGR: TPJ	REVIEWED BY: CGL	CHECKED BY: SRL	FIGURE 1
DESIGNED BY: TPJ	DRAWN BY: KCM	SCALE: 1 in = 50 ft	
DATE: JUN 2020	PROJECT NO. 04.0190987.09	REVISION NO.	

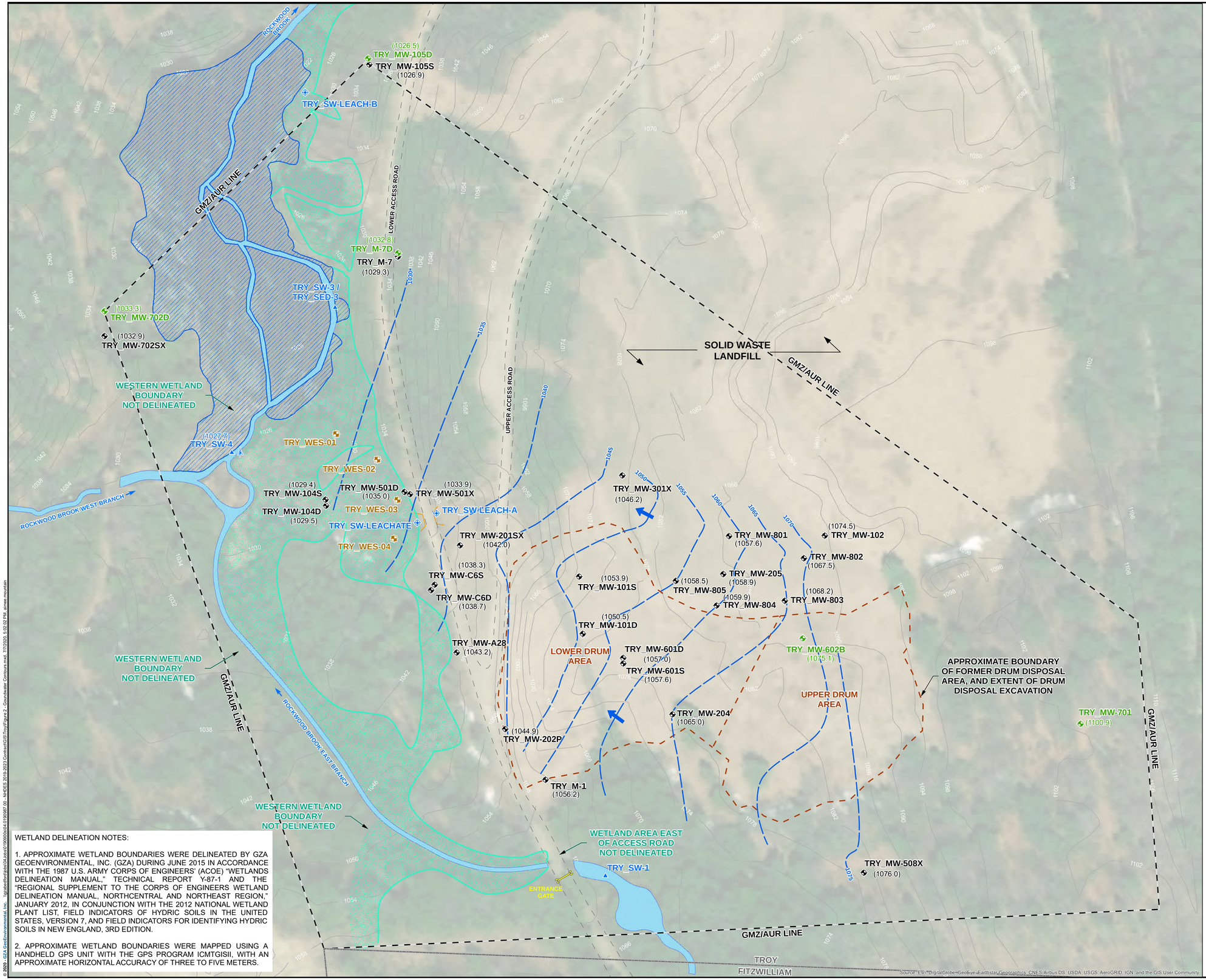

WETLAND DELINEATION NOTES:

1. APPROXIMATE WETLAND BOUNDARIES WERE DELINEATED BY GZA GEOENVIRONMENTAL, INC. (GZA) DURING JUNE 2015 IN ACCORDANCE WITH THE 1987 U.S. ARMY CORPS OF ENGINEERS' (ACOE) "WETLANDS DELINEATION MANUAL," TECHNICAL REPORT Y-87-1 AND THE "REGIONAL SUPPLEMENT TO THE CORPS OF ENGINEERS WETLAND DELINEATION MANUAL, NORTHCENTRAL AND NORTHEAST REGION," JANUARY 2012, IN CONJUNCTION WITH THE 2012 NATIONAL WETLAND PLANT LIST, FIELD INDICATORS OF HYDRIC SOILS IN THE UNITED STATES, VERSION 7, AND FIELD INDICATORS FOR IDENTIFYING HYDRIC SOILS IN NEW ENGLAND, 3RD EDITION.

2. APPROXIMATE WETLAND BOUNDARIES WERE MAPPED USING A HANDHELD GPS UNIT WITH THE GPS PROGRAM ICMTGISII, WITH AN APPROXIMATE HORIZONTAL ACCURACY OF THREE TO FIVE METERS.

NOTES:

1. BASE PLAN IS FROM NHDES GPS DATA POINTS TAKEN ON SEPTEMBER 29, 2011.

2. THE GROUNDWATER MANAGEMENT ZONE (GMZ)/ACTIVITY AND USE RESTRICTION (AUR) LINE IS FROM "GROUNDWATER MANAGEMENT ZONE & ACTIVITY AND USE RESTRICTION PLAN, TROY MILLS LANDFILL, TROY, NEW HAMPSHIRE", PREPARED BY TF MORAN, INC., DATED DECEMBER 18, 2006, REVISED JANUARY 17, 2007 AND MARCH 19, 2007.

3. A SURVEY OF THE SITE WELLS WAS CONDUCTED DURING FEBRUARY 2005 BY CONKLIN & SOROKA OF CHESHIRE, CONNECTICUT. THE BENCHMARK POINT USED FOR THIS SURVEY WAS MONITORING WELL TRY_M-3; ITS ELEVATION WAS ESTABLISHED AS 1037.65 (PVC) ACCORDING TO THE PLAN TITLED "TOPOGRAPHIC SURVEY DEPICTING MONITORING WELL LOCATIONS, LAND OF TROY MILLS LANDFILL." THE HORIZONTAL DATUM USED TO IDENTIFY SITE MONITORING WELLS IS NAD 83/96 PER NHDOT BASE STATION, FOLLOWING THE NEW HAMPSHIRE STATE PLANE PROJECTION, IN UNITS OF U.S. SURVEY FEET.

4. GROUNDWATER ELEVATIONS WERE CALCULATED FROM THE DATA COLLECTED DURING THE APRIL 2020 GROUNDWATER LEVEL MEASUREMENT ROUND.

LEGEND:

- MW-701 — BEDROCK MONITORING WELL
- MW-601 — OVERBURDEN MONITORING WELL
- WES-01 — WETLAND SOIL SAMPLE LOCATION
- SW-1 — SURFACE WATER AND/OR SEDIMENT SAMPLE LOCATION
- SW-LEACH-A — LEACHATE SAMPLE LOCATION
- PERMANENTLY INSTALLED STAFF GAUGE
- STREAM FLOW DIRECTION
- TOPOGRAPHIC CONTOURS (4 FEET)
- (1061.6) ESTIMATED OVERBURDEN GROUNDWATER ELEVATION CONTOURS
- ESTIMATED BULK GROUNDWATER FLOW DIRECTION
- APPROXIMATE LOCATION OF FORMER DRUM DISPOSAL AREA
- APPROXIMATE WETLAND BOUNDARY
- CULVERT
- ENTRANCE GATE
- GMZ/AUR
- GRAVEL ACCESS ROAD
- TOWN LINE
- APPROXIMATE EXTENT OF FORMER PONDING
- APPROXIMATE WETLAND AREA
- SURFACE WATER

N W E S

0 25 50 100 150
GRAPHIC SCALE IN FEET

UNLESS SPECIFICALLY STATED BY WRITTEN AGREEMENT, THIS DRAWING IS THE SOLE PROPERTY OF GZA GEOENVIRONMENTAL, INC. (GZA). THE INFORMATION SHOWN ON THE DRAWING IS SOLELY FOR THE USE BY GZA'S CLIENT OR THE CLIENT'S DESIGNATED REPRESENTATIVE FOR THE SPECIFIC PROJECT AND LOCATION IDENTIFIED ON THE DRAWING. THE DRAWING SHALL NOT BE TRANSFERRED, REUSED, COPIED, OR ALTERED IN ANY MANNER FOR USE AT ANY OTHER LOCATION OR FOR ANY OTHER PURPOSE WITHOUT THE PRIOR WRITTEN CONSENT OF GZA. ANY TRANSFER, REUSE, OR MODIFICATION TO THE DRAWING BY THE CLIENT OR OTHERS, WITHOUT THE PRIOR WRITTEN EXPRESS CONSENT OF GZA, WILL BE AT THE USER'S SOLE RISK AND WITHOUT ANY RISK OR LIABILITY TO GZA.

TROY MILLS LANDFILL
SUPERFUND SITE
TROY, NEW HAMPSHIRE

OVERBURDEN GROUNDWATER ELEVATIONS AND POTENTIOMETRIC SURFACES (2020)

PREPARED BY: GZA GeoEnvironmental, Inc. Engineers and Scientists www.gza.com		PREPARED FOR: NHDES/EPA	
PROJ MGR: TPJ	REVIEWED BY: CGL	CHECKED BY: SRL	FIGURE 2
DESIGNED BY: TPJ	DRAWN BY: BLW	SCALE: 1 in = 50 ft	
DATE: JUL 2020	PROJECT NO. 04.0190987.09	REVISION NO.	

© 2020 - GZA GeoEnvironmental, Inc. \\gzaboston\gis\ca\Jobs\01900\04.0190987.00 - NHDES 2018-2023 Contract\GIS\Troy\Figure 2 - Groundwater Contours.mxd 7/7/2020 5:02:02 PM, aimee.mountain

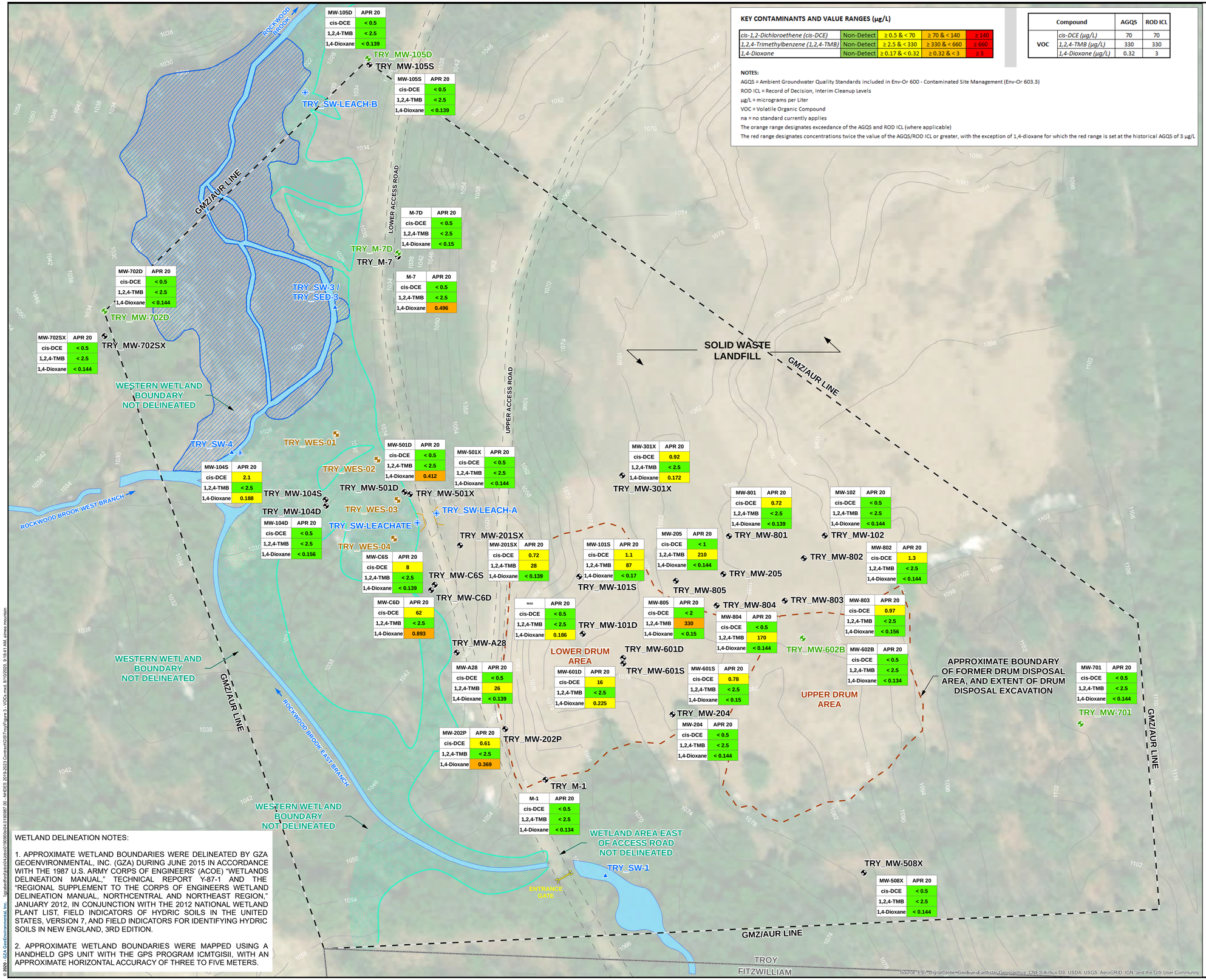

WETLAND DELINEATION NOTES:

1. APPROXIMATE WETLAND BOUNDARIES WERE DELINEATED BY GZA GEOENVIRONMENTAL, INC. (GZA) DURING JUNE 2015 IN ACCORDANCE WITH THE 1987 U.S. ARMY CORPS OF ENGINEERS' (ACOE) "WETLANDS DELINEATION MANUAL," TECHNICAL REPORT Y-87-1 AND THE "REGIONAL SUPPLEMENT TO THE CORPS OF ENGINEERS WETLAND DELINEATION MANUAL, NORTHCENTRAL AND NORTHEAST REGION," JANUARY 2012, IN CONJUNCTION WITH THE 2012 NATIONAL WETLAND PLANT LIST, FIELD INDICATORS OF HYDRIC SOILS IN THE UNITED STATES, VERSION 7, AND FIELD INDICATORS FOR IDENTIFYING HYDRIC SOILS IN NEW ENGLAND, 3RD EDITION.

2. APPROXIMATE WETLAND BOUNDARIES WERE MAPPED USING A HANDHELD GPS UNIT WITH THE GPS PROGRAM ICMTGISII, WITH AN APPROXIMATE HORIZONTAL ACCURACY OF THREE TO FIVE METERS.

NOTES:

1. BASE PLAN IS FROM NHDES GPS DATA POINTS TAKEN ON SEPTEMBER 29, 2011.

2. THE GROUNDWATER MANAGEMENT ZONE (GMZ)/ACTIVITY AND USE RESTRICTION (AUR) LINE IS FROM "GROUNDWATER MANAGEMENT ZONE & ACTIVITY AND USE RESTRICTION PLAN, TROY MILLS LANDFILL, TROY, NEW HAMPSHIRE", PREPARED BY TF MORAN, INC., DATED DECEMBER 18, 2006, REVISED JANUARY 17, 2007 AND MARCH 19, 2007.

3. A SURVEY OF THE SITE WELLS WAS CONDUCTED DURING FEBRUARY 2005 BY CONKLIN & SOROKA OF CHESHIRE, CONNECTICUT. THE BENCHMARK POINT USED FOR THIS SURVEY WAS MONITORING WELL TRY_M-3; ITS ELEVATION WAS ESTABLISHED AS 1037.65 (PVC) ACCORDING TO THE PLAN TITLED "TOPOGRAPHIC SURVEY DEPICTING MONITORING WELL LOCATIONS, LAND OF TROY MILLS LANDFILL." THE HORIZONTAL DATUM USED TO IDENTIFY SITE MONITORING WELLS IS NAD 83/96 PER NHDOT BASE STATION, FOLLOWING THE NEW HAMPSHIRE STATE PLANE PROJECTION, IN UNITS OF U.S. SURVEY FEET.

4. ANALYTICAL DATA DISPLAYED ON THIS FIGURE IS FROM THE APRIL 2020 SAMPLING EVENT.

LEGEND:

- MW-701 — BEDROCK MONITORING WELL
- MW-601 — OVERBURDEN MONITORING WELL
- WES-01 — WETLAND SOIL SAMPLE LOCATION
- SW-1 — SURFACE WATER AND/OR SEDIMENT SAMPLE LOCATION
- SW-LEACH-A — LEACHATE SAMPLE LOCATION
- PERMANENTLY INSTALLED STAFF GAUGE
- STREAM FLOW DIRECTION
- TOPOGRAPHIC CONTOURS (4 FEET)
- APPROXIMATE LOCATION OF FORMER DRUM DISPOSAL AREA
- APPROXIMATE WETLAND BOUNDARY
- CULVERT
- ENTRANCE GATE
- GMZ/AUR
- GRAVEL ACCESS ROAD
- TOWN LINE
- APPROXIMATE EXTENT OF FORMER PONDING
- APPROXIMATE WETLAND AREA
- SURFACE WATER

N W E S

0 25 50 100 150
GRAPHIC SCALE IN FEET

UNLESS SPECIFICALLY STATED BY WRITTEN AGREEMENT, THIS DRAWING IS THE SOLE PROPERTY OF GZA GEOENVIRONMENTAL, INC. (GZA). THE INFORMATION SHOWN ON THE DRAWING IS SOLELY FOR THE USE BY GZA'S CLIENT OR THE CLIENT'S DESIGNATED REPRESENTATIVE FOR THE SPECIFIC PROJECT AND LOCATION IDENTIFIED ON THE DRAWING. THE DRAWING SHALL NOT BE TRANSFERRED, REUSED, COPIED, OR ALTERED IN ANY MANNER FOR USE AT ANY OTHER LOCATION OR FOR ANY OTHER PURPOSE WITHOUT THE PRIOR WRITTEN CONSENT OF GZA. ANY TRANSFER, REUSE, OR MODIFICATION TO THE DRAWING BY THE CLIENT OR OTHERS, WITHOUT THE PRIOR WRITTEN EXPRESS CONSENT OF GZA, WILL BE AT THE USER'S SOLE RISK AND WITHOUT ANY RISK OR LIABILITY TO GZA.

TROY MILLS LANDFILL
SUPERFUND SITE
TROY, NEW HAMPSHIRE

GROUNDWATER VOC
KEY CONTAMINANT RESULT SUMMARY (2020)

PREPARED BY: GZA GeoEnvironmental, Inc. Engineers and Scientists www.gza.com		PREPARED FOR: NHDES/EPA	
PROJ MGR: ATD	REVIEWED BY: CGL	CHECKED BY: SRL	FIGURE 3
DESIGNED BY: TPJ	DRAWN BY: BLW	SCALE: 1 in = 50 ft	
DATE: AUG 2020	PROJECT NO. 04.0190987.09	REVISION NO.	

© 2020 GZA GeoEnvironmental, Inc. \\gzaboffsrvfabric\04Jobs\01\90900\04.0190987.00 - NHDES 2019-2023 Contract\GIS\Troy\Figure 3 - VOCs.mxd, 8/10/2020, 9:18:41 AM, simeis.mountain

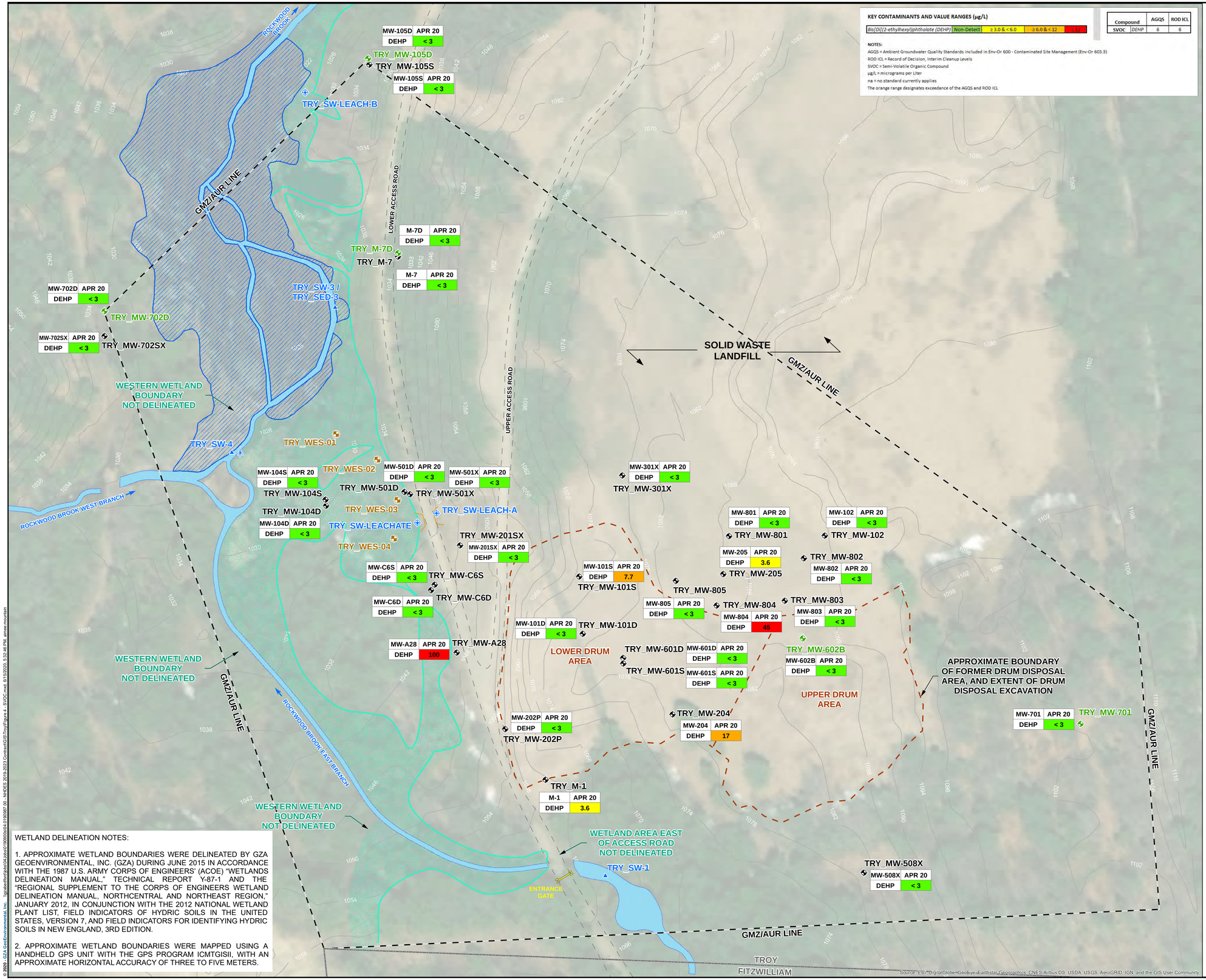

WETLAND DELINEATION NOTES:

1. APPROXIMATE WETLAND BOUNDARIES WERE DELINEATED BY GZA GEOENVIRONMENTAL, INC. (GZA) DURING JUNE 2015 IN ACCORDANCE WITH THE 1987 U.S. ARMY CORPS OF ENGINEERS' (ACOE) "WETLANDS DELINEATION MANUAL," TECHNICAL REPORT Y-87-1 AND THE "REGIONAL SUPPLEMENT TO THE CORPS OF ENGINEERS WETLAND DELINEATION MANUAL, NORTHCENTRAL AND NORTHEAST REGION," JANUARY 2012, IN CONJUNCTION WITH THE 2012 NATIONAL WETLAND PLANT LIST, FIELD INDICATORS OF HYDRIC SOILS IN THE UNITED STATES, VERSION 7, AND FIELD INDICATORS FOR IDENTIFYING HYDRIC SOILS IN NEW ENGLAND, 3RD EDITION.

2. APPROXIMATE WETLAND BOUNDARIES WERE MAPPED USING A HANDHELD GPS UNIT WITH THE GPS PROGRAM ICMTGISII, WITH AN APPROXIMATE HORIZONTAL ACCURACY OF THREE TO FIVE METERS.

NOTES:

1. BASE PLAN IS FROM NHDES GPS DATA POINTS TAKEN ON SEPTEMBER 29, 2011.

2. THE GROUNDWATER MANAGEMENT ZONE (GMZ)/ACTIVITY AND USE RESTRICTION (AUR) LINE IS FROM "GROUNDWATER MANAGEMENT ZONE & ACTIVITY AND USE RESTRICTION PLAN, TROY MILLS LANDFILL, TROY, NEW HAMPSHIRE", PREPARED BY TF MORAN, INC., DATED DECEMBER 18, 2006, REVISED JANUARY 17, 2007 AND MARCH 19, 2007.

3. A SURVEY OF THE SITE WELLS WAS CONDUCTED DURING FEBRUARY 2005 BY CONKLIN & SOROKA OF CHESHIRE, CONNECTICUT. THE BENCHMARK POINT USED FOR THIS SURVEY WAS MONITORING WELL TRY_M-3; ITS ELEVATION WAS ESTABLISHED AS 1037.65 (PVC) ACCORDING TO THE PLAN TITLED "TOPOGRAPHIC SURVEY DEPICTING MONITORING WELL LOCATIONS, LAND OF TROY MILLS LANDFILL." THE HORIZONTAL DATUM USED TO IDENTIFY SITE MONITORING WELLS IS NAD 83/96 PER NHDOT BASE STATION, FOLLOWING THE NEW HAMPSHIRE STATE PLANE PROJECTION, IN UNITS OF U.S. SURVEY FEET.

4. ANALYTICAL DATA DISPLAYED ON THIS FIGURE IS FROM THE APRIL 2020 SAMPLING EVENT.

LEGEND:

- MW-701 — BEDROCK MONITORING WELL
- MW-601 — OVERBURDEN MONITORING WELL
- WES-01 — WETLAND SOIL SAMPLE LOCATION
- SW-1 — SURFACE WATER AND/OR SEDIMENT SAMPLE LOCATION
- SW-LEACH-A — LEACHATE SAMPLE LOCATION
- PERMANENTLY INSTALLED STAFF GAUGE
- STREAM FLOW DIRECTION
- TOPOGRAPHIC CONTOURS (4 FEET)
- APPROXIMATE LOCATION OF FORMER DRUM DISPOSAL AREA
- APPROXIMATE WETLAND BOUNDARY
- CULVERT
- ENTRANCE GATE
- GMZ/AUR
- GRAVEL ACCESS ROAD
- TOWN LINE
- APPROXIMATE EXTENT OF FORMER PONDING
- APPROXIMATE WETLAND AREA
- SURFACE WATER

N W E S

0 25 50 100 150
GRAPHIC SCALE IN FEET

© 2020 GZA GeoEnvironmental, Inc. \\gzaboston\gzjobs\04.data\0160900\04.0160987.00 - NHDES 2019-2023 Contract\GIS\Troy\Figure 4 - SVOC.mxd, 6/15/2020, 5:33:46 PM, aimee.mountain

UNLESS SPECIFICALLY STATED BY WRITTEN AGREEMENT, THIS DRAWING IS THE SOLE PROPERTY OF GZA GEOENVIRONMENTAL, INC. (GZA). THE INFORMATION SHOWN ON THE DRAWING IS SOLELY FOR THE USE BY GZA'S CLIENT OR THE CLIENT'S DESIGNATED REPRESENTATIVE FOR THE SPECIFIC PROJECT AND LOCATION IDENTIFIED ON THE DRAWING. THE DRAWING SHALL NOT BE TRANSFERRED, REUSED, COPIED, OR ALTERED IN ANY MANNER FOR USE AT ANY OTHER LOCATION OR FOR ANY OTHER PURPOSE WITHOUT THE PRIOR WRITTEN CONSENT OF GZA. ANY TRANSFER, REUSE, OR MODIFICATION TO THE DRAWING BY THE CLIENT OR OTHERS, WITHOUT THE PRIOR WRITTEN EXPRESS CONSENT OF GZA, WILL BE AT THE USER'S SOLE RISK AND WITHOUT ANY RISK OR LIABILITY TO GZA.

TROY MILLS LANDFILL
SUPERFUND SITE
TROY, NEW HAMPSHIRE

GROUNDWATER SVOC
KEY CONTAMINANT RESULT SUMMARY (2020)

PREPARED BY: GZA GeoEnvironmental, Inc. Engineers and Scientists www.gza.com		PREPARED FOR: NHDES/EPA	
PROJ MGR: TPJ	REVIEWED BY: CGL	CHECKED BY: SRL	FIGURE 4
DESIGNED BY: TPJ	DRAWN BY: BLW	SCALE: 1 in = 50 ft	
DATE: JUN 2020	PROJECT NO. 04.0190987.09	REVISION NO.	

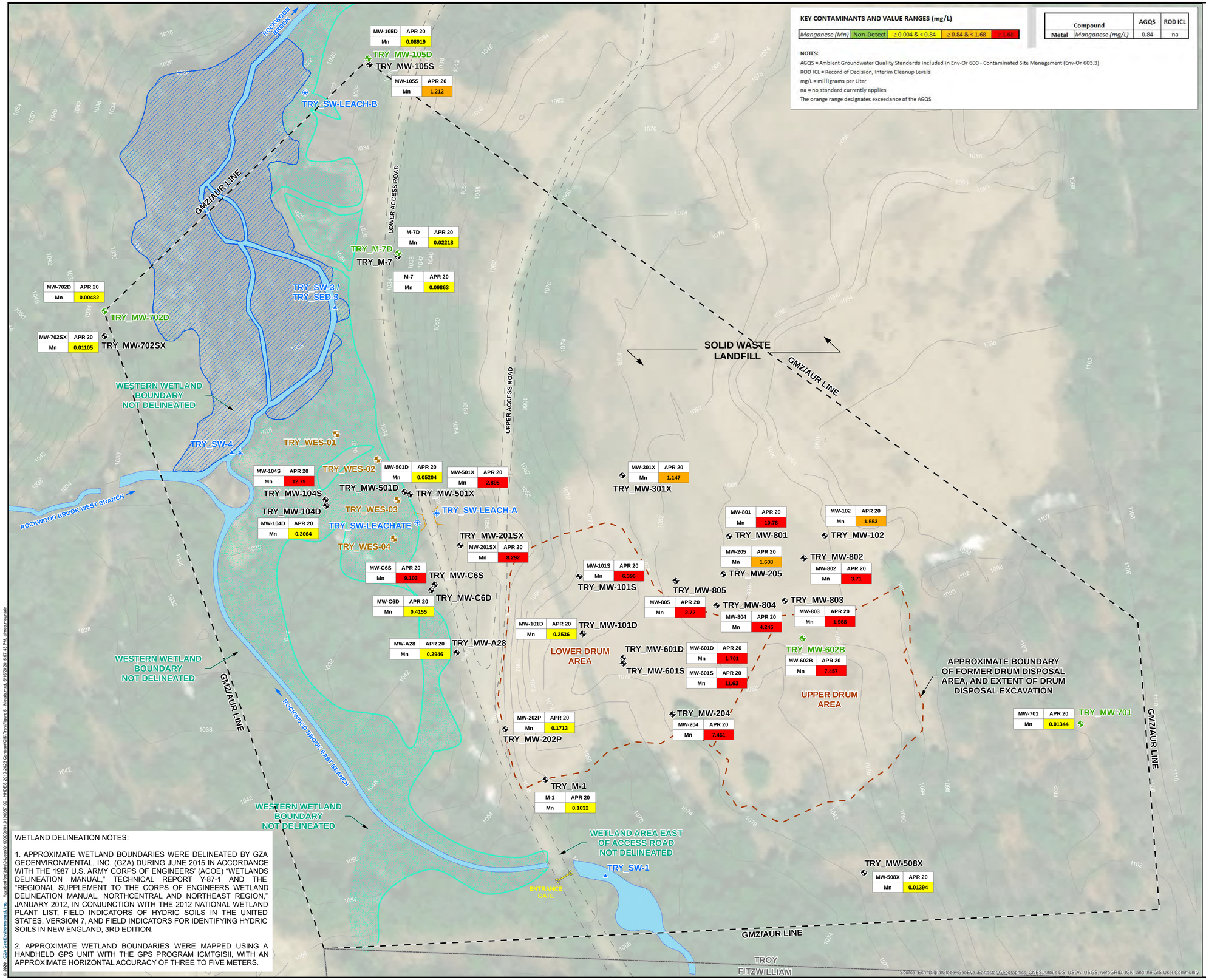

NOTES:

1. BASE PLAN IS FROM NHDES GPS DATA POINTS TAKEN ON SEPTEMBER 29, 2011.

2. THE GROUNDWATER MANAGEMENT ZONE (GMZ)/ACTIVITY AND USE RESTRICTION (AUR) LINE IS FROM "GROUNDWATER MANAGEMENT ZONE & ACTIVITY AND USE RESTRICTION PLAN, TROY MILLS LANDFILL, TROY, NEW HAMPSHIRE", PREPARED BY TF MORAN, INC., DATED DECEMBER 18, 2006, REVISED JANUARY 17, 2007 AND MARCH 19, 2007.

3. A SURVEY OF THE SITE WELLS WAS CONDUCTED DURING FEBRUARY 2005 BY CONKLIN & SOROKA OF CHESHIRE, CONNECTICUT. THE BENCHMARK POINT USED FOR THIS SURVEY WAS MONITORING WELL TRY_M-3; ITS ELEVATION WAS ESTABLISHED AS 1037.65 (PVC) ACCORDING TO THE PLAN TITLED "TOPOGRAPHIC SURVEY DEPICTING MONITORING WELL LOCATIONS, LAND OF TROY MILLS LANDFILL." THE HORIZONTAL DATUM USED TO IDENTIFY SITE MONITORING WELLS IS NAD 83/96 PER NHDOT BASE STATION, FOLLOWING THE NEW HAMPSHIRE STATE PLANE PROJECTION, IN UNITS OF U.S. SURVEY FEET.

4. ANALYTICAL DATA DISPLAYED ON THIS FIGURE IS FROM THE APRIL 2020 SAMPLING EVENT.

LEGEND:

- MW-701 — BEDROCK MONITORING WELL
- MW-601 — OVERBURDEN MONITORING WELL
- WES-01 — WETLAND SOIL SAMPLE LOCATION
- SW-1 — SURFACE WATER AND/OR SEDIMENT SAMPLE LOCATION
- SW-LEACH-A — LEACHATE SAMPLE LOCATION
- PERMANENTLY INSTALLED STAFF GAUGE
- STREAM FLOW DIRECTION
- TOPOGRAPHIC CONTOURS (4 FEET)
- APPROXIMATE LOCATION OF FORMER DRUM DISPOSAL AREA
- APPROXIMATE WETLAND BOUNDARY
- CULVERT
- ENTRANCE GATE
- GMZ/AUR
- GRAVEL ACCESS ROAD
- TOWN LINE
- APPROXIMATE EXTENT OF FORMER PONDING
- APPROXIMATE WETLAND AREA
- SURFACE WATER

N W E S

0 25 50 100 150
GRAPHIC SCALE IN FEET

UNLESS SPECIFICALLY STATED BY WRITTEN AGREEMENT, THIS DRAWING IS THE SOLE PROPERTY OF GZA GEOENVIRONMENTAL, INC. (GZA). THE INFORMATION SHOWN ON THE DRAWING IS SOLELY FOR THE USE BY GZA'S CLIENT OR THE CLIENT'S DESIGNATED REPRESENTATIVE FOR THE SPECIFIC PROJECT AND LOCATION IDENTIFIED ON THE DRAWING. THE DRAWING SHALL NOT BE TRANSFERRED, REUSED, COPIED, OR ALTERED IN ANY MANNER FOR USE AT ANY OTHER LOCATION OR FOR ANY OTHER PURPOSE WITHOUT THE PRIOR WRITTEN CONSENT OF GZA. ANY TRANSFER, REUSE, OR MODIFICATION TO THE DRAWING BY THE CLIENT OR OTHERS, WITHOUT THE PRIOR WRITTEN EXPRESS CONSENT OF GZA, WILL BE AT THE USER'S SOLE RISK AND WITHOUT ANY RISK OR LIABILITY TO GZA.

TROY MILLS LANDFILL
SUPERFUND SITE
TROY, NEW HAMPSHIRE

GROUNDWATER MANGANESE
KEY CONTAMINANT RESULT SUMMARY (2020)

PREPARED BY: GZA GeoEnvironmental, Inc. Engineers and Scientists www.gza.com		PREPARED FOR: NHDES/EPA	
PROJ MGR: TPJ	REVIEWED BY: CGL	CHECKED BY: SRL	FIGURE 5
DESIGNED BY: TPJ	DRAWN BY: BLW	SCALE: 1 in = 50 ft	
DATE: JUN 2020	PROJECT NO. 04.0190987.09	REVISION NO.	

© 2020 - GZA GeoEnvironmental, Inc. \\gzaboston\projects\04.Jobs\01909000s\04.0190987.00 - NHDES 2018-2023 Contract\GIS\Troy\Figure 5 - Metals.mxd, 6/15/2020, 5:57:43 PM, aimee.mountain

KEY CONTAMINANTS AND VALUE RANGES (ng/L)

PFOA	Non-Detect	< 12	≥ 12 & < 70	≥ 70 & < 400	≥ 400

NOTES:
AGQS = Ambient Groundwater Quality Standards included in Env-Or 600 - Contaminated Site Management (Env-Or 603.03)
EPA = Environmental Protection Agency
ng/L = nanograms per Liter
NHDES = New Hampshire Department of Environmental Services
PFOA = Perfluorooctanoic Acid
SL = screening level

Compound	EPA SL (ng/L)	EPA Health Advisory (ng/L)	NHDES AGQS (ng/L)
PFOA	40	70	12

NOTES:

1. BASE PLAN IS FROM NHDES GPS DATA POINTS TAKEN ON SEPTEMBER 29, 2011.

2. THE GROUNDWATER MANAGEMENT ZONE (GMZ)/ACTIVITY AND USE RESTRICTION (AUR) LINE IS FROM "GROUNDWATER MANAGEMENT ZONE & ACTIVITY AND USE RESTRICTION PLAN, TROY MILLS LANDFILL, TROY, NEW HAMPSHIRE", PREPARED BY TF MORAN, INC., DATED DECEMBER 18, 2006, REVISED JANUARY 17, 2007 AND MARCH 19, 2007.

3. A SURVEY OF THE SITE WELLS WAS CONDUCTED DURING FEBRUARY 2005 BY CONKLIN & SOROKA OF CHESHIRE, CONNECTICUT. THE BENCHMARK POINT USED FOR THIS SURVEY WAS MONITORING WELL TRY_M-3; ITS ELEVATION WAS ESTABLISHED AS 1037.65 (PVC) ACCORDING TO THE PLAN TITLED "TOPOGRAPHIC SURVEY DEPICTING MONITORING WELL LOCATIONS, LAND OF TROY MILLS LANDFILL." THE HORIZONTAL DATUM USED TO IDENTIFY SITE MONITORING WELLS IS NAD 83/96 PER NHDOT BASE STATION, FOLLOWING THE NEW HAMPSHIRE STATE PLANE PROJECTION, IN UNITS OF U.S. SURVEY FEET.

4. GZA CHOSE TO DEPICT PFOA CONCENTRATIONS ON THIS FIGURE BECAUSE IT WAS THE ONLY PFAS CONTAMINANT THAT EXCEEDED BOTH ITS EPA SCREENING LEVEL AND EPA HEALTH ADVISORY.

5. ANALYTICAL DATA DISPLAYED ON THIS FIGURE IS FROM THE APRIL 2020 SAMPLING EVENT.

LEGEND:

- MW-701 — BEDROCK MONITORING WELL
- MW-601 — OVERBURDEN MONITORING WELL
- WES-01 — WETLAND SOIL SAMPLE LOCATION
- SW-1 — SURFACE WATER AND/OR SEDIMENT SAMPLE LOCATION
- SW-LEACH-A — LEACHATE SAMPLE LOCATION
- PERMANENTLY INSTALLED STAFF GAUGE
- STREAM FLOW DIRECTION
- TOPOGRAPHIC CONTOURS (4 FEET)
- APPROXIMATE LOCATION OF FORMER DRUM DISPOSAL AREA
- APPROXIMATE WETLAND BOUNDARY
- CULVERT
- ENTRANCE GATE
- GMZ/AUR
- GRAVEL ACCESS ROAD
- TOWN LINE
- APPROXIMATE EXTENT OF FORMER PONDING
- APPROXIMATE WETLAND AREA
- SURFACE WATER

N E S W

0 25 50 100 150
GRAPHIC SCALE IN FEET

WETLAND DELINEATION NOTES:

1. APPROXIMATE WETLAND BOUNDARIES WERE DELINEATED BY GZA GEOENVIRONMENTAL, INC. (GZA) DURING JUNE 2015 IN ACCORDANCE WITH THE 1987 U.S. ARMY CORPS OF ENGINEERS' (ACOE) "WETLANDS DELINEATION MANUAL," TECHNICAL REPORT Y-87-1 AND THE "REGIONAL SUPPLEMENT TO THE CORPS OF ENGINEERS WETLAND DELINEATION MANUAL, NORTHCENTRAL AND NORTHEAST REGION," JANUARY 2012, IN CONJUNCTION WITH THE 2012 NATIONAL WETLAND PLANT LIST, FIELD INDICATORS OF HYDRIC SOILS IN THE UNITED STATES, VERSION 7, AND FIELD INDICATORS FOR IDENTIFYING HYDRIC SOILS IN NEW ENGLAND, 3RD EDITION.

2. APPROXIMATE WETLAND BOUNDARIES WERE MAPPED USING A HANDHELD GPS UNIT WITH THE GPS PROGRAM ICMTGISII, WITH AN APPROXIMATE HORIZONTAL ACCURACY OF THREE TO FIVE METERS.

UNLESS SPECIFICALLY STATED BY WRITTEN AGREEMENT, THIS DRAWING IS THE SOLE PROPERTY OF GZA GEOENVIRONMENTAL, INC. (GZA). THE INFORMATION SHOWN ON THE DRAWING IS SOLELY FOR THE USE BY GZA'S CLIENT OR THE CLIENT'S DESIGNATED REPRESENTATIVE FOR THE SPECIFIC PROJECT AND LOCATION IDENTIFIED ON THE DRAWING. THE DRAWING SHALL NOT BE TRANSFERRED, REUSED, COPIED, OR ALTERED IN ANY MANNER FOR USE AT ANY OTHER LOCATION OR FOR ANY OTHER PURPOSE WITHOUT THE PRIOR WRITTEN CONSENT OF GZA. ANY TRANSFER, REUSE, OR MODIFICATION TO THE DRAWING BY THE CLIENT OR OTHERS, WITHOUT THE PRIOR WRITTEN EXPRESS CONSENT OF GZA, WILL BE AT THE USER'S SOLE RISK AND WITHOUT ANY RISK OR LIABILITY TO GZA.

TROY MILLS LANDFILL
SUPERFUND SITE
TROY, NEW HAMPSHIRE

GROUNDWATER PFOA
KEY CONTAMINANT RESULT SUMMARY (2020)

PREPARED BY:			PREPARED FOR:	
GZA GeoEnvironmental, Inc. Engineers and Scientists www.gza.com			NHDES/EPA	
PROJ MGR: TPJ	REVIEWED BY: CGL	CHECKED BY: SRL		FIGURE
DESIGNED BY: TPJ	DRAWN BY: BLW	SCALE: 1 in = 50 ft		6A
DATE: AUG 2020	PROJECT NO. 04.0190987.09	REVISION NO.		

© 2020 - GZA GeoEnvironmental, Inc. \\gzaltedfpfpsts04\Jobs\0190900s\04.0190987.00 - NHDES 2019-2023 Contract\GIS\Troy\Figure 6A - PFOA Results.mxd 8/10/2020, 9:22:19 AM, ames.mountain

Source: Esri, DigitalGlobe, GeoEye, Earthstar Geographics, CNES/Airbus DS, USDA, USGS, AeroGRID, IGN, and the GIS User Community

Compound	EPA SL (ng/L)	EPA Health Advisory (ng/L)	NHDES AGQS (ng/L)
PFOA	40	70	12

NOTES:
AGQS = Ambient Groundwater Quality Standards included in Env-Or 600 - Contaminated Site Management (Env-Or 603.03)
EPA = Environmental Protection Agency
ng/L = nanograms per Liter
NHDES = New Hampshire Department of Environmental Services
PFOA = Perfluorooctanoic Acid
SL = screening level

NOTES:

1. BASE PLAN IS FROM NHDES GPS DATA POINTS TAKEN ON SEPTEMBER 29, 2011.

2. THE GROUNDWATER MANAGEMENT ZONE (GMZ)/ACTIVITY AND USE RESTRICTION (AUR) LINE IS FROM "GROUNDWATER MANAGEMENT ZONE & ACTIVITY AND USE RESTRICTION PLAN, TROY MILLS LANDFILL, TROY, NEW HAMPSHIRE", PREPARED BY TF MORAN, INC., DATED DECEMBER 18, 2006, REVISED JANUARY 17, 2007 AND MARCH 19, 2007.

3. A SURVEY OF THE SITE WELLS WAS CONDUCTED DURING FEBRUARY 2005 BY CONKLIN & SOROKA OF CHESHIRE, CONNECTICUT. THE BENCHMARK POINT USED FOR THIS SURVEY WAS MONITORING WELL TRY_M-3; ITS ELEVATION WAS ESTABLISHED AS 1037.65 (PVC) ACCORDING TO THE PLAN TITLED "TOPOGRAPHIC SURVEY DEPICTING MONITORING WELL LOCATIONS, LAND OF TROY MILLS LANDFILL." THE HORIZONTAL DATUM USED TO IDENTIFY SITE MONITORING WELLS IS NAD 83/96 PER NHDOT BASE STATION, FOLLOWING THE NEW HAMPSHIRE STATE PLANE PROJECTION, IN UNITS OF U.S. SURVEY FEET.

4. GZA CHOSE TO DEPICT PFOA CONCENTRATIONS ON THIS FIGURE BECAUSE IT WAS THE ONLY PFAS CONTAMINANT THAT EXCEEDED BOTH ITS EPA SCREENING LEVEL AND EPA HEALTH ADVISORY.

5. ANALYTICAL DATA DISPLAYED ON THIS FIGURE IS FROM THE APRIL 2020 SAMPLING EVENT.

6. CONCENTRATION ISOPLETHS WERE DEVELOPED USING NATURAL NEIGHBOR INTERPOLATION IN ARCGIS. CONCENTRATIONS WERE NOT EXTRAPOLATED OUTSIDE OF THE AREA OF KNOWN CONCENTRATIONS.

LEGEND:

- TRY_MW-701 — BEDROCK MONITORING WELL
- MW-601 — OVERBURDEN MONITORING WELL
- WES-01 — WETLAND SOIL SAMPLE LOCATION
- SW-1 — SURFACE WATER AND/OR SEDIMENT SAMPLE LOCATION
- SW-LEACH-A — LEACHATE SAMPLE LOCATION
- PERMANENTLY INSTALLED STAFF GAUGE
- STREAM FLOW DIRECTION
- TOPOGRAPHIC CONTOURS (4 FEET)
- APPROXIMATE LOCATION OF FORMER DRUM DISPOSAL AREA
- APPROXIMATE WETLAND BOUNDARY
- CULVERT
- ENTRANCE GATE
- GMZ/AUR
- GRAVEL ACCESS ROAD
- TOWN LINE
- APPROXIMATE EXTENT OF FORMER PONDING
- APPROXIMATE WETLAND AREA
- SURFACE WATER

Approximate PFOA Plume

- Non-Detect
- < 12 ng/L
- ≥ 12 and < 70 ng/L
- ≥ 70 and < 400 ng/L
- ≥ 400 ng/L

0 25 50 100 150
GRAPHIC SCALE IN FEET

N W E S

WETLAND DELINEATION NOTES:

1. APPROXIMATE WETLAND BOUNDARIES WERE DELINEATED BY GZA GEOENVIRONMENTAL, INC. (GZA) DURING JUNE 2015 IN ACCORDANCE WITH THE 1987 U.S. ARMY CORPS OF ENGINEERS' (ACOE) "WETLANDS DELINEATION MANUAL," TECHNICAL REPORT Y-87-1 AND THE "REGIONAL SUPPLEMENT TO THE CORPS OF ENGINEERS WETLAND DELINEATION MANUAL, NORTHCENTRAL AND NORTHEAST REGION," JANUARY 2012, IN CONJUNCTION WITH THE 2012 NATIONAL WETLAND PLANT LIST, FIELD INDICATORS OF HYDRIC SOILS IN THE UNITED STATES, VERSION 7, AND FIELD INDICATORS FOR IDENTIFYING HYDRIC SOILS IN NEW ENGLAND, 3RD EDITION.

2. APPROXIMATE WETLAND BOUNDARIES WERE MAPPED USING A HANDHELD GPS UNIT WITH THE GPS PROGRAM ICMTGISII, WITH AN APPROXIMATE HORIZONTAL ACCURACY OF THREE TO FIVE METERS.

UNLESS SPECIFICALLY STATED BY WRITTEN AGREEMENT, THIS DRAWING IS THE SOLE PROPERTY OF GZA GEOENVIRONMENTAL, INC. (GZA). THE INFORMATION SHOWN ON THE DRAWING IS SOLELY FOR THE USE BY GZA'S CLIENT OR THE CLIENT'S DESIGNATED REPRESENTATIVE FOR THE SPECIFIC PROJECT AND LOCATION IDENTIFIED ON THE DRAWING. THE DRAWING SHALL NOT BE TRANSFERRED, REUSED, COPIED, OR ALTERED IN ANY MANNER FOR USE AT ANY OTHER LOCATION OR FOR ANY OTHER PURPOSE WITHOUT THE PRIOR WRITTEN CONSENT OF GZA. ANY TRANSFER, REUSE, OR MODIFICATION TO THE DRAWING BY THE CLIENT OR OTHERS, WITHOUT THE PRIOR WRITTEN EXPRESS CONSENT OF GZA, WILL BE AT THE USER'S SOLE RISK AND WITHOUT ANY RISK OR LIABILITY TO GZA.

TROY MILLS LANDFILL
SUPERFUND SITE
TROY, NEW HAMPSHIRE

ESTIMATED DISTRIBUTION OF PFOA
IN OVERBURDEN GROUNDWATER (2020)

PREPARED BY: GZA GeoEnvironmental, Inc. Engineers and Scientists www.gza.com		PREPARED FOR: NHDES/EPA	
PROJ MGR: TPJ	REVIEWED BY: CGL	CHECKED BY: SRL	FIGURE 6B
DESIGNED BY: TPJ	DRAWN BY: BLW	SCALE: 1 in = 50 ft	
DATE: AUG 2020	PROJECT NO. 04.0190987.09	REVISION NO.	

© 2020 - GZA GeoEnvironmental, Inc. - \\gzaboston\projects\04.Jobs\01909\04.01909870\0 - NHDES 2019-2023 Contract\GIS\Troy\Figure 6B - PFOA ISO.mxd 8/10/2020, 9:28:39 AM aimes.mountain

Source: Esri, DigitalGlobe, GeoEye, Earthstar Geographics, CNES/Airbus DS, USDA, USGS, AeroGRID, IGN, and the GIS User Community

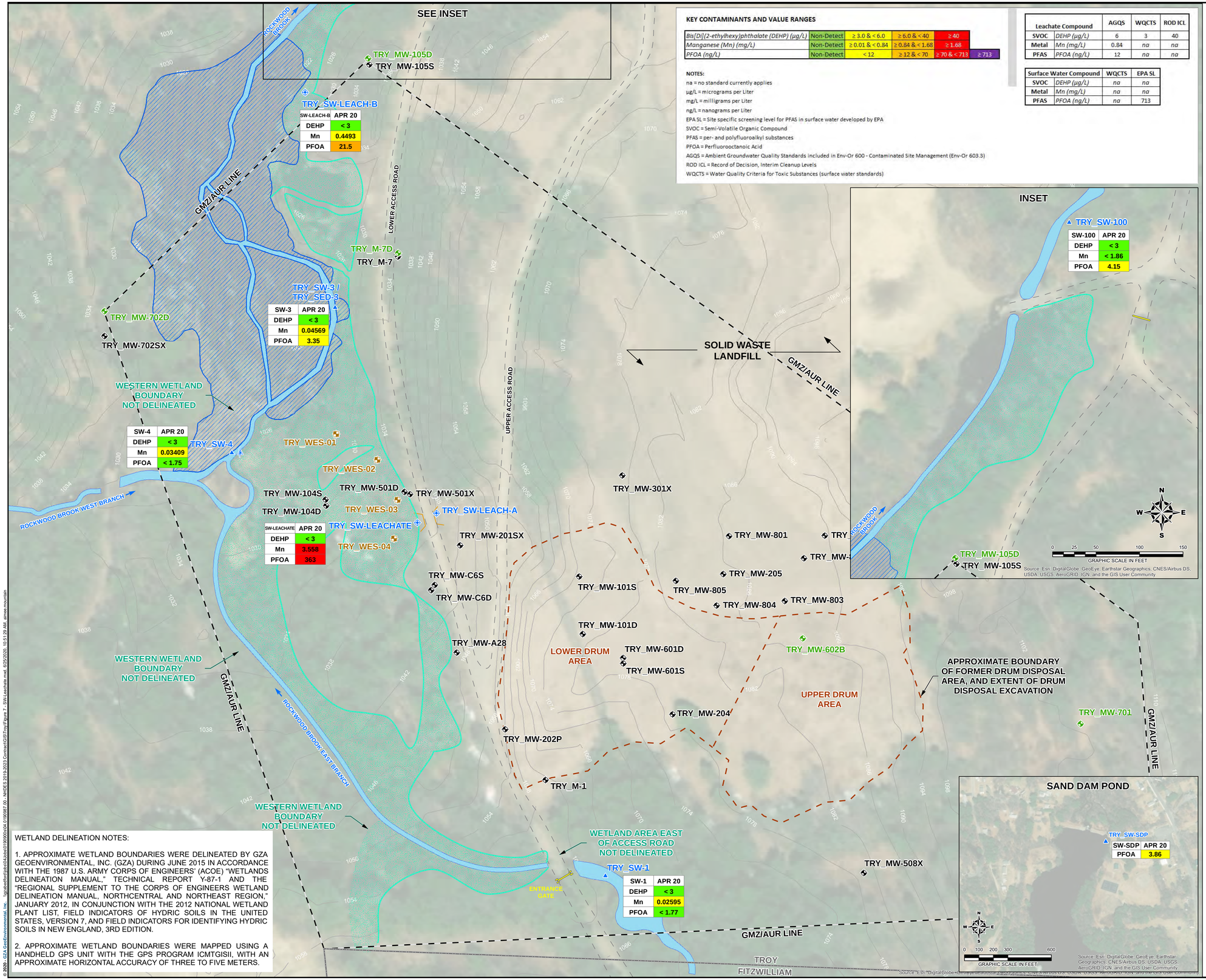

KEY CONTAMINANTS AND VALUE RANGES

Bis[Di](2-ethylhexy)phthalate (DEHP) (µg/L)	Non-Detect	≥ 3.0 & < 6.0	≥ 6.0 & < 40	≥ 40	
Manganese (Mn) (mg/L)	Non-Detect	≥ 0.01 & < 0.84	≥ 0.84 & < 1.68	≥ 1.68	
PFOA (ng/L)	Non-Detect	< 12	≥ 12 & < 70	≥ 70 & < 713	≥ 713

NOTES:
na = no standard currently applies
µg/L = micrograms per Liter
mg/L = milligrams per Liter
ng/L = nanograms per Liter
EPA SL = Site specific screening level for PFAS in surface water developed by EPA
SVOC = Semi-Volatile Organic Compound
PFAS = per- and polyfluoroalkyl substances
PFOA = Perfluorooctanoic Acid
AGQS = Ambient Groundwater Quality Standards included in Env-Or 600 - Contaminated Site Management (Env-Or 603.3)
ROD ICL = Record of Decision, Interim Cleanup Levels
WQCTS = Water Quality Criteria for Toxic Substances (surface water standards)

Leachate Compound		AGQS	WQCTS	ROD ICL
SVOC	*DEHP (µg/L)*	6	3	40
Metal	*Mn (mg/L)*	0.84	*na*	*na*
PFAS	*PFOA (ng/L)*	12	*na*	*na*

Surface Water Compound		WQCTS	EPA SL
SVOC	*DEHP (µg/L)*	*na*	*na*
Metal	*Mn (mg/L)*	*na*	*na*
PFAS	*PFOA (ng/L)*	*na*	713

WETLAND DELINEATION NOTES:

1. APPROXIMATE WETLAND BOUNDARIES WERE DELINEATED BY GZA GEOENVIRONMENTAL, INC. (GZA) DURING JUNE 2015 IN ACCORDANCE WITH THE 1987 U.S. ARMY CORPS OF ENGINEERS' (ACOE) "WETLANDS DELINEATION MANUAL," TECHNICAL REPORT Y-87-1 AND THE "REGIONAL SUPPLEMENT TO THE CORPS OF ENGINEERS WETLAND DELINEATION MANUAL, NORTHCENTRAL AND NORTHEAST REGION," JANUARY 2012, IN CONJUNCTION WITH THE 2012 NATIONAL WETLAND PLANT LIST, FIELD INDICATORS OF HYDRIC SOILS IN THE UNITED STATES, VERSION 7, AND FIELD INDICATORS FOR IDENTIFYING HYDRIC SOILS IN NEW ENGLAND, 3RD EDITION.

2. APPROXIMATE WETLAND BOUNDARIES WERE MAPPED USING A HANDHELD GPS UNIT WITH THE GPS PROGRAM ICMTGISII, WITH AN APPROXIMATE HORIZONTAL ACCURACY OF THREE TO FIVE METERS.

NOTES:

1. BASE PLAN IS FROM NHDES GPS DATA POINTS TAKEN ON SEPTEMBER 29, 2011.

2. THE GROUNDWATER MANAGEMENT ZONE (GMZ)/ACTIVITY AND USE RESTRICTION (AUR) LINE IS FROM "GROUNDWATER MANAGEMENT ZONE & ACTIVITY AND USE RESTRICTION PLAN, TROY MILLS LANDFILL, TROY, NEW HAMPSHIRE", PREPARED BY TF MORAN, INC., DATED DECEMBER 18, 2006, REVISED JANUARY 17, 2007 AND MARCH 19, 2007.

3. A SURVEY OF THE SITE WELLS WAS CONDUCTED DURING FEBRUARY 2005 BY CONKLIN & SOROKA OF CHESHIRE, CONNECTICUT. THE BENCHMARK POINT USED FOR THIS SURVEY WAS MONITORING WELL TRY_M-3; ITS ELEVATION WAS ESTABLISHED AS 1037.65 (PVC) ACCORDING TO THE PLAN TITLED "TOPOGRAPHIC SURVEY DEPICTING MONITORING WELL LOCATIONS, LAND OF TROY MILLS LANDFILL." THE HORIZONTAL DATUM USED TO IDENTIFY SITE MONITORING WELLS IS NAD 83/96 PER NHDOT BASE STATION, FOLLOWING THE NEW HAMPSHIRE STATE PLANE PROJECTION, IN UNITS OF U.S. SURVEY FEET.

4. THE FOLLOWING LOCATIONS WERE SAMPLED IN APRIL 2020: SW-1, SW-3, SW-4, SW-100, SW-SDP, SW-LEACHATE, AND SW-LEACH-B.

5. NO WETLAND SOIL SAMPLES WERE COLLECTED DURING 2020.

6. ANALYTICAL DATA DISPLAYED ON THIS FIGURE IS FROM THE APRIL 2020 SAMPLING EVENT.

7. GZA CHOSE TO DEPICT PFOA CONCENTRATIONS ON THIS FIGURE BECAUSE IT WAS THE ONLY PFAS CONTAMINANT THAT EXCEEDED BOTH ITS EPA SCREENING LEVEL AND EPA HEALTH ADVISORY.

LEGEND:

- MW-701 — BEDROCK MONITORING WELL
- MW-601 — OVERBURDEN MONITORING WELL
- WES-01 — WETLAND SOIL SAMPLE LOCATION
- SW-1 — SURFACE WATER AND/OR SEDIMENT SAMPLE LOCATION
- SW-LEACH-A — LEACHATE SAMPLE LOCATION
- PERMANENTLY INSTALLED STAFF GAUGE
- STREAM FLOW DIRECTION
- TOPOGRAPHIC CONTOURS (4 FEET)
- APPROXIMATE LOCATION OF FORMER DRUM DISPOSAL AREA
- APPROXIMATE WETLAND BOUNDARY
- CULVERT
- ENTRANCE GATE
- GMZ/AUR
- GRAVEL ACCESS ROAD
- TOWN LINE
- APPROXIMATE EXTENT OF FORMER PONDING
- APPROXIMATE WETLAND AREA
- SURFACE WATER

N W E S

0 25 50 100 150
GRAPHIC SCALE IN FEET

UNLESS SPECIFICALLY STATED BY WRITTEN AGREEMENT, THIS DRAWING IS THE SOLE PROPERTY OF GZA GEOENVIRONMENTAL, INC. (GZA). THE INFORMATION SHOWN ON THE DRAWING IS SOLELY FOR THE USE BY GZA'S CLIENT OR THE CLIENT'S DESIGNATED REPRESENTATIVE FOR THE SPECIFIC PROJECT AND LOCATION IDENTIFIED ON THE DRAWING. THE DRAWING SHALL NOT BE TRANSFERRED, REUSED, COPIED, OR ALTERED IN ANY MANNER FOR USE AT ANY OTHER LOCATION OR FOR ANY OTHER PURPOSE WITHOUT THE PRIOR WRITTEN CONSENT OF GZA. ANY TRANSFER, REUSE, OR MODIFICATION TO THE DRAWING BY THE CLIENT OR OTHERS, WITHOUT THE PRIOR WRITTEN EXPRESS CONSENT OF GZA, WILL BE AT THE USER'S SOLE RISK AND WITHOUT ANY RISK OR LIABILITY TO GZA.

TROY MILLS LANDFILL
SUPERFUND SITE
TROY, NEW HAMPSHIRE

KEY CONTAMINANTS WITHIN
SURFACE WATER AND LEACHATE (2020)

PREPARED BY: GZA GeoEnvironmental, Inc. Engineers and Scientists www.gza.com		PREPARED FOR: NHDES/EPA	
PROJ MGR: TPJ	REVIEWED BY: CGL	CHECKED BY: SRL	FIGURE 7
DESIGNED BY: TPJ	DRAWN BY: ADM	SCALE: 1 in = 50 ft	
DATE: JUN 2020	PROJECT NO. 04.0190987.09	REVISION NO.	

© 2020 - GZA GeoEnvironmental, Inc. - I:\gis\bedford\jobs\04\arcfd\190900s04.01\190987.00 - NHDES 2019-2023 Contract\GIS\Troy\Figure 7 - SW-Leachate.mxd, 6/25/2020, 10:51:29 AM, aimee.mountain

Appendix A – Limitations

USE OF REPORT

1. GZA GeoEnvironmental, Inc. (GZA) prepared this report on behalf of, and for the exclusive use of our Client for the stated purpose(s) and location(s) identified in the Proposal for Services and/or Report. Use of this report, in whole or in part, at other locations, or for other purposes, may lead to inappropriate conclusions; and we do not accept any responsibility for the consequences of such use(s). Further, reliance by any party not expressly identified in the agreement, for any use, without our prior written permission, shall be at that party's sole risk, and without any liability to GZA.

STANDARD OF CARE

2. GZA's findings and conclusions are based on the work conducted as part of the Scope of Services set forth in the Proposal for Services and/or Report and reflect our professional judgment. These findings and conclusions must be considered not as scientific or engineering certainties, but rather as our professional opinions concerning the limited data gathered during the course of our work. Conditions other than described in this report may be found at the subject location(s).

3. GZA's services were performed using the degree of skill and care ordinarily exercised by qualified professionals performing the same type of services, at the same time, under similar conditions, at the same or a similar property. No warranty, expressed or implied, is made. Specifically, GZA does not and cannot represent that the Site contains no hazardous material, oil, or other latent condition beyond that observed by GZA during its study. Additionally, GZA makes no warranty that any response action or recommended action will achieve all of its objectives or that the findings of this study will be upheld by a local, state or federal agency.

4. In conducting our work, GZA relied upon certain information made available by public agencies, Client and/or others. GZA did not attempt to independently verify the accuracy or completeness of that information. Inconsistencies in this information which we have noted, if any, are discussed in the Report.

SUBSURFACE CONDITIONS

5. The generalized soil profile(s) provided in our Report are based on widely-spaced subsurface explorations and are intended only to convey trends in subsurface conditions. The boundaries between strata are approximate and idealized, and were based on our assessment of subsurface conditions. The composition of strata, and the transitions between strata, may be more variable and more complex than indicated. For more specific information on soil conditions at a specific location refer to the exploration logs. The nature and extent of variations between these explorations may not become evident until further exploration or construction. If variations or other latent conditions then become evident, it will be necessary to reevaluate the conclusions and recommendations of this report.

6. Water level readings have been made, as described in this Report, in and monitoring wells at the specified times and under the stated conditions. These data have been reviewed and interpretations have been made in this report. Fluctuations in the level of the groundwater however occur due to temporal or spatial variations in areal recharge rates, soil heterogeneities, the presence of subsurface utilities, and/or natural or artificially induced perturbations. The observed water table may be other than indicated in the Report.

COMPLIANCE WITH CODES AND REGULATIONS

7. We used reasonable care in identifying and interpreting applicable codes and regulations necessary to execute our scope of work. These codes and regulations are subject to various, and possibly contradictory, interpretations. Interpretations and compliance with codes and regulations by other parties is beyond our control.

SCREENING AND ANALYTICAL TESTING

8. GZA collected environmental samples at the locations identified in the Report. These samples were analyzed for the specific parameters identified in the report. Additional constituents, for which analyses were not conducted, may be present in soil, groundwater, surface water, sediment and/or air. Future Site activities and uses may result in a requirement for additional testing.

9. Our interpretation of field screening and laboratory data is presented in the Report. Unless otherwise noted, we relied upon the laboratory's QA/QC program to validate these data.

10. Variations in the types and concentrations of contaminants observed at a given location or time may occur due to release mechanisms, disposal practices, changes in flow paths, and/or the influence of various physical, chemical, biological or radiological processes. Subsequently observed concentrations may be other than indicated in the Report.

INTERPRETATION OF DATA

11. Our opinions are based on available information as described in the Report, and on our professional judgment. Additional observations made over time, and/or space, may not support the opinions provided in the Report.

ADDITIONAL INFORMATION

12. In the event that the Client or others authorized to use this report obtain additional information on environmental or hazardous waste issues at the Site not contained in this report, such information shall be brought to GZA's attention forthwith. GZA will evaluate such information and, on the basis of this evaluation, may modify the conclusions stated in this report.

ADDITIONAL SERVICES

13. GZA recommends that we be retained to provide services during any future investigations, design, implementation activities, construction, and/or property development/ redevelopment at the Site. This will allow us the opportunity to: i) observe conditions and compliance with our design concepts and opinions; ii) allow for changes in the event that conditions are other than anticipated; iii) provide modifications to our design; and iv) assess the consequences of changes in technologies and/or regulations.

CONCEPTUAL SITE MODEL

14. Our opinions were developed, in part, based upon a comparison of site data to conditions anticipated within our Conceptual Site Model (CSM). The CSM is based on available information, and professional judgment. There are rarely sufficient data to develop a unique CSM. Therefore observations over time, and/or space, may vary from those depicted in the CSM provided in this report. In addition, the CSM should be evaluated and refined (as appropriate) whenever significant new information and/or data is obtained.

Appendix B – Historical Figure and Groundwater Data

SEE INSET

INSET

LOCUS PLAN

SITE

TRY_MW-105D
TRY_MW-105S
TRY_SW-LEACH-B
TRY_SW-100
TRY_MW-106
TRY_MW-109
TRY_M-7D
TRY_M-7
TRY_SW-3 / TRY_SED-3
TRY_MW-702D
TRY_MW-702SX
TRY_M-6
TRY_M-3
TRY_SW-4
TRY_WES-01
TRY_WES-02
TRY_WES-03
TRY_WES-04
TRY_MW-104S
TRY_MW-104D
TRY_MW-501D
TRY_MW-501X
TRY_MW-502
TRY_SW-LEACH-A
TRY_SW-LEACHATE
TRY_MW-201SX
TRY_MW-201D,M,S
TRY_MW-201P
TRY_MW-C6S
TRY_MW-C6D
TRY_M-2
TRY_MW-A28
TRY_MW-101
TRY_MW-101S
TRY_MW-101D
TRY_MW-301X
TRY_MW-801
TRY_MW-102
TRY_MW-802
TRY_MW-205
TRY_MW-805
TRY_MW-804
TRY_MW-803
TRY_MW-602S
TRY_MW-602B
TRY_MW-601D
TRY_MW-601S
TRY_MW-202S
TRY_MW-202D
TRY_MW-202P
TRY_MW-204
TRY_M-1
TRY_P-1
TRY_MW-504
TRY_MW-505
TRY_MW-506
TRY_MW-507
TRY_MW-508X
TRY_MW-603
TRY_MW-701
TRY_SW-1

ROCKWOOD BROOK
ROCKWOOD BROOK WEST BRANCH
ROCKWOOD BROOK EAST BRANCH

LOWER ACCESS ROAD
UPPER ACCESS ROAD

GMZ/AUR LINE

SOLID WASTE LANDFILL

LOWER DRUM AREA
UPPER DRUM AREA

APPROXIMATE BOUNDARY OF FORMER DRUM DISPOSAL AREA, AND EXTENT OF DRUM DISPOSAL EXCAVATION

WESTERN WETLAND BOUNDARY NOT DELINEATED

WETLAND AREA EAST OF ACCESS ROAD NOT DELINEATED

ENTRANCE GATE

TROY
FITZWILLIAM

Source: Esri, DigitalGlobe, GeoEye, Earthstar Geographics, CNES/Airbus DS, USDA, USGS, AEX, Getmapping, Aerogrid, IGN, IGP, swisstopo, and the GIS User Community

Copyright © 2013 National Geographic Society, i-cubed

0 1,000 2,000 4,000 6,000
GRAPHIC SCALE IN FEET

0 25 50 100 150
GRAPHIC SCALE IN FEET

LEGEND:

- MW-701 — BEDROCK MONITORING WELL
- MW-601 — OVERBURDEN MONITORING WELL
- WES-01 — WETLAND SOIL SAMPLE LOCATION
- SW-1 — SURFACE WATER AND/OR SEDIMENT SAMPLE LOCATION
- SW-LEACH-A — LEACHATE SAMPLE LOCATION
- PERMANENTLY INSTALLED STAFF GAUGE
- MW-507 — DECOMMISSIONED WELL AS OF 2015
- STREAM FLOW DIRECTION
- CONTOURS
- APPROXIMATE LOCATION OF FORMER DRUM DISPOSAL AREA
- APPROXIMATE WETLAND BOUNDARY
- CULVERT
- ENTRANCE GATE
- GMZ/AUR
- GRAVEL ACCESS ROAD
- TOWN LINE
- APPROXIMATE EXTENT OF PONDING
- APPROXIMATE WETLAND AREA
- SURFACE WATER

NOTES:
1. BASE PLAN IS FROM NHDES GPS DATA POINTS TAKEN ON SEPTEMBER 29, 2011.

2. THE GROUNDWATER MANAGEMENT ZONE (GMZ)/ACTIVITY AND USE RESTRICTION (AUR) LINE IS FROM "GROUNDWATER MANAGEMENT ZONE & ACTIVITY AND USE RESTRICTION PLAN, TROY MILLS LANDFILL, TROY, NEW HAMPSHIRE", PREPARED BY TF MORAN, INC., DATED DECEMBER 18, 2006, REVISED JANUARY 17, 2007 AND MARCH 19, 2007.

3. A SURVEY OF THE SITE WELLS WAS CONDUCTED DURING FEBRUARY 2005 BY CONKLIN & SOROKA OF CHESHIRE, CONNECTICUT. THE BENCHMARK POINT USED FOR THIS SURVEY WAS MONITORING WELL TRY_M-3; ITS ELEVATION WAS ESTABLISHED AS 1037.65 (PVC) ACCORDING TO THE PLAN TITLED "TOPOGRAPHIC SURVEY DEPICTING MONITORING WELL LOCATIONS, LAND OF TROY MILLS LANDFILL." THE HORIZONTAL DATUM USED TO IDENTIFY SITE MONITORING WELLS IS NAD 83/96 PER NHDOT BASE STATION, FOLLOWING THE NEW HAMPSHIRE STATE PLANE PROJECTION, IN UNITS OF U.S. SURVEY FEET.

WETLAND DELINEATION NOTES:

1. APPROXIMATE WETLAND BOUNDARIES WERE DELINEATED BY GZA GEOENVIRONMENTAL, INC. (GZA) DURING JUNE 2015 IN ACCORDANCE WITH THE 1987 U.S. ARMY CORPS OF ENGINEERS' (ACOE) "WETLANDS DELINEATION MANUAL," TECHNICAL REPORT Y-87-1 AND THE "REGIONAL SUPPLEMENT TO THE CORPS OF ENGINEERS WETLAND DELINEATION MANUAL, NORTHCENTRAL AND NORTHEAST REGION," JANUARY 2012, IN CONJUNCTION WITH THE 2012 NATIONAL WETLAND PLANT LIST, FIELD INDICATORS OF HYDRIC SOILS IN THE UNITED STATES, VERSION 7, AND FIELD INDICATORS FOR IDENTIFYING HYDRIC SOILS IN NEW ENGLAND, 3RD EDITION.

2. APPROXIMATE WETLAND BOUNDARIES WERE MAPPED USING A HANDHELD GPS UNIT WITH THE GPS PROGRAM ICMTGISII, WITH AN APPROXIMATE HORIZONTAL ACCURACY OF THREE TO FIVE METERS.

© 2017 GZA GeoEnvironmental, Inc. - jgarman:\\gza\GA\Jobs\01500\00A\01503250.00 NHDES 2015-2018 Contract\04.01\03250.07 - Troy 2016-2017\gzaxrefs\CAD\GISmxd\Appendix B Figure - Historical Site and Locus Plan_5\18\2017 - 12:54:09 PM - jamesmountain

PREPARED BY: GZA GeoEnvironmental, Inc. Engineers and Scientists www.gza.com	PREPARED FOR: NHDES/EPA
PROJ MGR: ATD	REVIEWED BY: SRL
DESIGNED BY: TPJ	DRAWN BY: ADM
DATE: JUNE 2020	PROJECT NO. 04.0190987.09
CHECKED BY: MAM	SCALE: 1 in = 50 ft
REVISION NO.	FIGURE B-1

UNLESS SPECIFICALLY STATED BY WRITTEN AGREEMENT, THIS DRAWING IS THE SOLE PROPERTY OF GZA GEOENVIRONMENTAL, INC. (GZA). THE INFORMATION SHOWN ON THE DRAWING IS SOLELY FOR THE USE BY GZA'S CLIENT OR THE CLIENT'S DESIGNATED REPRESENTATIVE FOR THE SPECIFIC PROJECT AND LOCATION IDENTIFIED ON THE DRAWING. THE DRAWING SHALL NOT BE TRANSFERRED, REUSED, COPIED, OR ALTERED IN ANY MANNER FOR USE AT ANY OTHER LOCATION OR FOR ANY OTHER PURPOSE WITHOUT THE PRIOR WRITTEN CONSENT OF GZA. ANY TRANSFER, REUSE, OR MODIFICATION TO THE DRAWING BY THE CLIENT OR OTHERS, WITHOUT THE PRIOR WRITTEN EXPRESS CONSENT OF GZA, WILL BE AT THE USER'S SOLE RISK AND WITHOUT ANY RISK OR LIABILITY TO GZA.

TROY MILLS LANDFILL
SUPERFUND SITE
TROY, NEW HAMPSHIRE

HISTORICAL SITE EXPLORATION PLAN

NOTES:

1. BASE PLAN IS FROM FIGURE SATELLITE AND NHDES GPS DATA POINTS OBTAINED ON SEPTEMBER 29, 2011.
2. THE LOCATION OF THE SITE FEATURES WERE APPROXIMATELY DETERMINED BY LINE OF SIGHT FROM EXISTING TOPOGRAPHIC FEATURES. THESE DATA SHOULD BE CONSIDERED ACCURATE ONLY TO THE DEGREE IMPLIED BY THE METHOD USED.
3. TRENCHES A, B, AND C WERE DECOMMISSIONED DURING DECEMBER 2013 IN ACCORDANCE WITH THE NOVEMBER 2013 NHDES- AND EPA- APPROVED REMEDIAL WORK PLAN.

LEGEND:

- LIMITS OF WORK
- APPROXIMATE LOCATION OF THE TEMPORARY DEWATERING IMPOUNDMENT
- TRENCHES REMOVED DURING DECEMBER 2013
- ADDITIONAL 16-FEET OF TRENCH REMOVED
- MW — GROUNDWATER MONITORING WELLS DECOMMISSIONED ON DECEMBER 10, 2013
- EXISTING CULVERT
- FORMER DRUM DISPOSAL AREA

NO.	ISSUE/DESCRIPTION	BY	DATE

TROY MILLS LANDFILL
SUPERFUND SITE

TROY, NEW HAMPSHIRE

TRENCH DECOMMISSIONING PLAN

PREPARED BY:
GZA GeoEnvironmental, Inc.
Engineers and Scientists
380 HARVEY ROAD
MANCHESTER, NEW HAMPSHIRE 03103
(603) 623-3600

PREPARED FOR:
NHDES/EPA

PROJ MGR: ATD	REVIEWED BY: JDR	CHECKED BY: JCM	FIGURE
DESIGNED BY: ATD	DRAWN BY: MR	SCALE: 1" = 30'	B-2
DATE JUNE 2020	PROJECT NO. 04.0190987.09	REVISION NO.	SHEET NO.

©2011– GZA GeoEnvironmental, Inc. GZA-P:\04Jobs\0029300s\04.0029395.00\04.0029395.27 Trench Decommissioning – Troy\Figures-CAD\Figures 2.dwg [Figure 2] April 23, 2014 – 1:53pm marvin.revere

TABLE B1
SUMMARY OF HISTORICAL DETECTED COMPOUNDS IN DECOMMISSIONED WELLS
Troy Mills Landfill Superfund Site
Troy, New Hampshire

Monitoring Well ID / Geological Unit of Well Screen / Sampling Event Date	NH AGQS	ROD ICL	TRY_M-2 Overburden (Decommissioned) Aug-04	Oct-05	Jun-06	Dec-06	May-07	Jun-08	Dec-08	Jun-09	Oct-09	Jun-11	Jun-13	Nov-14	Jun-15
VOCs of Concern (µg/L)															
Tetrachloroethene	5	5	<2	<1.0	*ns*	<2.0	<2.0	<2.0	<2.0	<2.0	<2.0	<2.0	<2.0	*ns*	*DE*
Trichloroethene	5	5	<2	<1.0	*ns*	<2.0	**3.2**	<2.0	**2.2**	<2.0	<2.0	<2.0	<2.0	*ns*	*DE*
cis-1,2-Dichloroethene	70	70	**68**	**11**	*ns*	**11**	**23**	<2.0	**16**	**2.9**	**8.4**	<2.0	<2.0	*ns*	*DE*
Vinyl Chloride	2	2	<2	<1.0	*ns*	<2.0	<2.0	<2.0	<2.0	<2.0	<2.0	<2.0	<2.0	*ns*	*DE*
1,2,4-Trimethylbenzene	330	330	**217 E**	**48**	*ns*	<2.0	<2.0	<2.0	<2.0	<2.0	<2.0	<2.0	<2.0	*ns*	*DE*
1,3,5-Trimethylbenzene	330	330	**57**	**2.6**	*ns*	<2.0	<2.0	<2.0	<2.0	<2.0	<2.0	<2.0	<2.0	*ns*	*DE*
2-Butanone(MEK)	4,000	4,000	---	<1.0	*ns*	<10	<10	<10	<10	<10	<10	<10	<10	*ns*	*DE*
Benzene	5	5	**3.8**	<1.0	*ns*	<2.0	<2.0	<2.0	<2.0	<2.0	<2.0	<2.0	<2.0	*ns*	*DE*
Naphthalene	20	20	**30**	**8.7**	*ns*	<2.0	<2.0	<2.0	<2.0	<2.0	<2.0	<2.0	<2.0	*ns*	*DE*
n-Butylbenzene	260	260	---	**6.9**	*ns*	<2.0	<2.0	<2.0	<2.0	<2.0	<2.0	<2.0	<2.0	*ns*	*DE*
n-Propylbenzene	260	260	**27**	**9.6**	*ns*	<2.0	<2.0	<2.0	<2.0	<2.0	<2.0	<2.0	<2.0	*ns*	*DE*
p-Isopropyltoluene (4-cymene)	260	260	**11**	**2.4**	*ns*	<2.0	**2.8**	<2.0	<2.0	<2.0	<2.0	<2.0	<2.0	*ns*	*DE*
Tetrahydrofuran(THF)	600	154	**16**	**2.8**	*ns*	<9	<10	<10	<10	<10	<10	<10	<10	*ns*	*DE*
Toluene	1,000	1,000	<2	**1.5**	*ns*	<2.0	<2.0	<2.0	<2.0	<2.0	<2.0	<2.0	<2.0	*ns*	*DE*
Additional VOCs (µg/L)															
1,1,1-Trichloroethane	200	na	<2	<1.0	*ns*	<2.0	<2.0	<2.0	<2.0	<2.0	<2.0	<2.0	<2.0	*ns*	*DE*
1,1-Dichloroethane	81	na	<2	<1.0	*ns*	<2.0	<2.0	<2.0	<2.0	<2.0	<2.0	<2.0	<2.0	*ns*	*DE*
1,1-Dichloroethene	7	na	<2	<1.0	*ns*	<2.0	<2.0	<2.0	<2.0	<2.0	<2.0	<2.0	<2.0	*ns*	*DE*
1,2,4-Trichlorobenzene	70	na	<2	<1.0	*ns*	<2.0	<2.0	<2.0	<2.0	<2.0	<2.0	<2.0	<2.0	*ns*	*DE*
1,2-Dichloroethane	5	na	<2	<1.0	*ns*	<2.0	<2.0	<2.0	<2.0	<2.0	<2.0	<2.0	<2.0	*ns*	*DE*
1,4-Dichlorobenzene	75	na	<2	<1.0	*ns*	<2.0	<2.0	<2.0	<2.0	<2.0	<2.0	<2.0	<2.0	*ns*	*DE*
2-Chlorotoluene	100	na	---	<1.0	*ns*	<2.0	<2.0	<2.0	<2.0	<2.0	<2.0	<2.0	<2.0	*ns*	*DE*
4-Methyl-2-pentanone (MIBK)	2,000	na	<10	<1.0	*ns*	<10	<10	<10	<10	<10	<10	<10	<10	*ns*	*DE*
Acetone	6,000	na	<10	<1.0	*ns*	<10	<10	<10	<10	<10	<10	<10	<10	*ns*	*DE*
Carbon Disulfide	70	na	*	*	*ns*	*	*	*	*	*	*	*	*	*ns*	*DE*
Ethylbenzene	700	na	<2	**13**	*ns*	<2.0	<2.0	<2.0	<2.0	<2.0	<2.0	<2.0	**2.5**	*ns*	*DE*
Isopropylbenzene (cumene)	800	na	**20**	**8.5**	*ns*	<2.0	<2.0	<2.0	<2.0	<2.0	<2.0	<2.0	**3.0**	*ns*	*DE*
Methylene Chloride (Dichloromethane)	5	na	<2	<1.0	*ns*	<2.0	<2.0	<2.0	<2.0	<2.0	<2.0	<2.0	<2.0	*ns*	*DE*
sec-Butylbenzene	260	na	**11.0**	**8.9**	*ns*	**2**	**7.0**	<2.0	**2.9**	**2.8**	**2.0**	**2.7**	**4.5**	*ns*	*DE*
t-Butanol (TBA)	40	na	<10	---	*ns*	<10	<10	<10	<10	<10	<10	<10	<10	*ns*	*DE*
t-Butylbenzene	260	na	**3**	**2.8**	*ns*	<2.0	**2.1**	<2.0	<2.0	<2.0	<2.0	<2.0	<2.0	*ns*	*DE*
Trichlorofluoromethane	2,000	na	---	<1.0	*ns*	<2.0	<2.0	<2.0	<2.0	<2.0	<2.0	<2.0	<2.0	*ns*	*DE*
m/p-Xylene	10, 000 [1]	na	**55**	**3.8**	*ns*	<2.0	<2.0	<2.0	<2.0	<2.0	<2.0	<2.0	<2.0	*ns*	*DE*
o-Xylene		na	<2	**2.0**	*ns*	<2.0	<2.0	<2.0	<2.0	<2.0	<2.0	<2.0	<2.0	*ns*	*DE*
Total VOCs (µg/L)	na	na	**519**	**133**	*ns*	**13**	**38**	ND	**21**	**6**	**10**	**3**	**10**	*ns*	*DE*
1,4-Dioxane (µg/L)															
1,4-Dioxane	3	3	*ns*	*ns*	*ns*	*ns*	*ns*	*ns*	*ns*	*ns*	*ns*	*ns*	*ns*	*ns*	*DE*
SVOCs of Concern (µg/L)															
Benzo(a)pyrene	0.2	0.2	<10	<5	*ns*	<10	<10	<10	<10	<10	<10	<10	<10	*ns*	*DE*
Benzo(b)fluoranthene	0.1	0.1	<10	<5	*ns*	<10	<10	<10	<10	<10	<10	<10	<10	*ns*	*DE*
Bis[Di](2-ethylhexyl) phthalate	6	6	<10	<5	*ns*	**27**	<10	**21**	<5.0	<5.0	<5.0	<5.0	<5.0	*ns*	*DE*
Dibenzo(a,h)anthracene	0.1	0.1	<10	<5	*ns*	<10	<10	<10	<10	<10	<10	<10	<10	*ns*	*DE*
Naphthalene	20	20	**30**	**5**	*ns*	<10	<10	<10	<10	<10	<10	<10	<10	*ns*	*DE*
Pentachlorophenol	1	1	<25	<5	*ns*	<20	<20	<20	<20	<20	<20	<20	*ns* [2]	*ns*	*DE*
2-Methylnaphthalene	280	na	*	<5	*ns*	<10	<10	<10	<10	<10	<10	*	*	*ns*	*DE*
Additional SVOCs (µg/L)															
Benzyl butyl phthalate	na	na	<10	<5	*ns*	<10	<10	<10	<10	<10	<10	<10	<10	*ns*	*DE*
Di-n-butylphthalate	na	na	<10	<5	*ns*	<10	<10	<10	<10	<10	<10	<10	<10	*ns*	*DE*
Di-n-octylphalate	na	na	<10	<5	*ns*	<10	<10	<10	<10	<10	<10	<10	<10	*ns*	*DE*
Total SVOCs (µg/L)	na	na	**30**	**21**	*ns*	**27**	ND	**21**	ND	ND	ND	ND	ND	*ns*	*DE*
Metals of Concern (mg/L)															
Arsenic	0.01	0.01	*ns*	<0.200	*ns*	**0.0030**	**0.0029**	**0.0029**	*ns*	*ns*	*ns*	*ns*	*ns*	*ns*	*DE*
Manganese	0.84	0.3	*ns*	**5.50**	*ns*	**4.270**	**3.430**	**2.77**	**4.05**	**2.73**	**3.05**	**1.94**	**2.31**	*ns*	*DE*
Additional Metals (mg/L)															
Barium	2	na	*ns*	<0.030	*ns*	**0.0132**	**0.0218**	**0.0128**	*ns*	*ns*	*ns*	*ns*	*ns*	*ns*	*DE*
Cadmium	0.005	na	*ns*	<0.030	*ns*	<0.0020	<0.0020	<0.0020	*ns*	*ns*	*ns*	*ns*	*ns*	*ns*	*DE*
Chromium	0.1	na	*ns*	<0.030	*ns*	<0.0050	<0.0050	<0.0050	*ns*	*ns*	*ns*	*ns*	*ns*	*ns*	*DE*
Lead	0.015	na	*ns*	<0.100	*ns*	<0.0010	<0.0010	<0.0010	*ns*	*ns*	*ns*	*ns*	*ns*	*ns*	*DE*
Selenium	0.05	na	*ns*	<0.100	*ns*	<0.0050	<0.0050	<0.0050	*ns*	*ns*	*ns*	*ns*	*ns*	*ns*	*DE*
Iron	na	na	*ns*	**43.00**	*ns*	**30.70**	**21.70**	**30.80**	*ns*	*ns*	*ns*	*ns*	*ns*	*ns*	*DE*

TABLE B1
SUMMARY OF HISTORICAL DETECTED COMPOUNDS IN DECOMMISSIONED WELLS
Troy Mills Landfill Superfund Site
Troy, New Hampshire

Monitoring Well ID / Geological Unit of Well Screen / Sampling Event Date	NH AGQS	ROD ICL	TRY_MW-101 Predominantly Overburden (Decommissioned)												
			Aug-04	Oct-05	Jun-06	Dec-06	May-07	Jun-08	Dec-08	Jun-09	Oct-09	Jun-11	Jun-13	Nov-14 [3]	Jun-15
VOCs of Concern (µg/L)															
Tetrachloroethene	5	5	<2	<1.0	*ns*	<4.0	<4.0	<2.0	<2.0	<2.0	<2.0	<2.0	<2.0	<2.0	*DE*
Trichloroethene	5	5	<2	<1.0	*ns*	<4.0	<4.0	<2.0	<2.0	<2.0	<2.0	<2.0	<2.0	<2.0	*DE*
cis-1,2-Dichloroethene	70	70	<2	**8.0**	*ns*	**4.3**	**8.1**	**2.5**	**2.8**	**4.0**	**2.7**	**2.7**	**2.5**	<2.0	*DE*
Vinyl Chloride	2	2	<2	<1.0	*ns*	<4.0	<4.0	<2.0	<2.0	<2.0	<2.0	<2.0	<2.0	<2.0	*DE*
1,2,4-Trimethylbenzene	330	330	**44**	**80**	*ns*	**201**	**347**	**181**	**183**	**30**	**169**	**65**	**90**	**120**	*DE*
1,3,5-Trimethylbenzene	330	330	**13**	**25**	*ns*	**65**	**114**	**55**	**47**	**11**	**42**	**20**	**16**	**32**	*DE*
2-Butanone(MEK)	4,000	4,000	---	<1.0	*ns*	<20	<20	<10	<10	<10	<10	<10	<10	<10	*DE*
Benzene	5	5	<2	**2.2**	*ns*	<4.0	<4.0	<2.0	**2.2**	<2.0	**2.0**	<2.0	<2.0	<2.0	*DE*
Naphthalene	20	20	**4.5**	**5.5**	*ns*	**10**	**18**	**8.0**	**11**	**5.0**	**14 J***	**4**	**5.7**	**9.8**	*DE*
n-Butylbenzene	260	260	---	**3.1**	*ns*	<4.0	<4.0	**30**	**30**	**22**	**31**	**21**	<2.0	**20**	*DE*
n-Propylbenzene	260	260	**14**	**7.1**	*ns*	**28**	**51**	**51**	**58**	**39**	**49**	**32**	**39**	**33**	*DE*
p-Isopropyltoluene (4-cymene)	260	260	**6.6**	**2.9**	*ns*	**9.8**	**23**	**20**	**26**	**11**	**22**	**8.4**	**7.8**	**11**	*DE*
Tetrahydrofuran(THF)	600	154	**26**	**7.8**	*ns*	<20	<20	<10	<10	<10	<10	<10	<10	<10	*DE*
Toluene	1,000	1,000	**3**	**6.6**	*ns*	<4.0	<4.0	**4.9**	<2.0	<2.0	<2.0	<2.0	<2.0	<2.0	*DE*
Additional VOCs (µg/L)															
1,1,1-Trichloroethane	200	na	**7.9**	<1.0	*ns*	<4.0	<4.0	<2.0	<2.0	<2.0	<2.0	<2.0	<2.0	<2.0	*DE*
1,1-Dichloroethane	81	na	<2	**10**	*ns*	<4.0	**5.0**	**3.2**	**3.4**	<2.0	**3.0**	<2.0	<2.0	<2.0	*DE*
1,1-Dichloroethene	7	na	<2	<1.0	*ns*	**5.6**	<4.0	<2.0	<2.0	<2.0	<2.0	<2.0	<2.0	<2.0	*DE*
1,2,4-Trichlorobenzene	70	na	<2	<1.0	*ns*	<4.0	<4.0	<2.0	<2.0	<2.0	<2.0	<2.0	<2.0	<2.0	*DE*
1,2-Dichloroethane	5	na	<2	<1.0	*ns*	<4.0	<4.0	<2.0	<2.0	<2.0	<2.0	<2.0	<2.0	<2.0	*DE*
1,4-Dichlorobenzene	75	na	<2	<1.0	*ns*	<4.0	<4.0	<2.0	<2.0	<2.0	<2.0	<2.0	<2.0	<2.0	*DE*
2-Chlorotoluene	100	na	---	<1.0	*ns*	<4.0	<4.0	<2.0	<2.0	<2.0	<2.0	<2.0	<2.0	<2.0	*DE*
4-Methyl-2-pentanone (MIBK)	2,000	na	<10	<1.0	*ns*	<20	<20	<10	<10	<10	<10	<10	<10	<10	*DE*
Acetone	6,000	na	<10	<1.0	*ns*	<20	<20	<10	<10	<10	<10	<10	<10	<10	*DE*
Carbon Disulfide	70	na	*	*	*ns*	*	*	*	*	*	*	*	*	*	*DE*
Ethylbenzene	700	na	<2	**49**	*ns*	**110**	**141**	**97**	**108**	**65**	**92**	**59**	**69**	**60**	*DE*
Isopropylbenzene (cumene)	800	na	**12**	**9.2**	*ns*	**24**	**45**	**38**	**39**	**28**	**36**	**27**	**30**	**27**	*DE*
Methylene Chloride (Dichloromethane)	5	na	<2	<1.0	*ns*	<4.0	<4.0	<2.0	<2.0	**2.1**	<2.0	<2.0	<2.0	<2.0	*DE*
sec-Butylbenzene	260	na	**9.6**	**2.4**	*ns*	**8**	**20**	**27**	**27**	**23**	**28**	**23**	**23**	**22**	*DE*
t-Butanol (TBA)	40	na	<10	---	*ns*	<20	<20	<10	<10	<10	<10	<10	<10	<10	*DE*
t-Butylbenzene	260	na	**2.3**	<1.0	*ns*	<4.0	**4.3**	**4.9**	**5**	**4.1**	**5.4**	**4.3**	**4.5**	**4.6**	*DE*
Trichlorofluoromethane	2,000	na	---	<1.0	*ns*	<4.0	<4.0	<2.0	<2.0	<2.0	<2.0	<2.0	<2.0	<2.0	*DE*
m/p-Xylene	10, 000 [1]	na	**11**	**50**	*ns*	**88**	**144**	**30**	**28**	**7.9**	**42**	**10**	**11**	**29**	*DE*
o-Xylene		na	<2	**49**	*ns*	**49**	**93**	**9.5**	**4.1**	<2.0	**28**	**6.2**	**5.1**	<2.0	*DE*
Total VOCs (µg/L)	na	na	**154**	**318**	*ns*	**602**	**1,013**	**562**	**575**	**252**	**566**	**283**	**304**	**368**	*DE*
1,4-Dioxane (µg/L)															
1,4-Dioxane	3	3	*ns*	*ns*	*ns*	<2.0	*ns*	<2.0	*ns*	*ns*	*ns*	*ns*	*ns*	<0.20	*DE*
SVOCs of Concern (µg/L)															
Benzo(a)pyrene	0.2	0.2	<10	<5	*ns*	<10	<10	<10	<10	<10	<10	<10	<10	<10	*DE*
Benzo(b)fluoranthene	0.1	0.1	<10	<5	*ns*	<10	<10	<10	<10	<10	<10	<10	<10	<10	*DE*
Bis[Di](2-ethylhexyl) phthalate	6	6	<10	**6**	*ns*	<10	<10	<5.0	<5.0	<5.0	<5.0	<5.0	<5.0	<5.0	*DE*
Dibenzo(a,h)anthracene	0.1	0.1	<10	<5	*ns*	<10	<10	<10	<10	<10	<10	<10	<10	<10	*DE*
Naphthalene	20	20	**4.5**	<5	*ns*	<10	**13**	<10	<10	<10	<10	<10	<10	<10	*DE*
Pentachlorophenol	1	1	<25	<5	*ns*	<25	<20	<20	<20	<20	<20	<20	*ns* [2]	<20	*DE*
2-Methylnaphthalene	280	na	*	<5	*ns*	<10	<10	<10	<10	<10	<10	<10	*	*	*DE*
Additional SVOCs (µg/L)															
Benzyl butyl phthalate	na	na	<10	<5	*ns*	<10	<10	<10	<10	<10	<10	<10	<10	<10	*DE*
Di-n-butylphthalate	na	na	<10	<5	*ns*	<10	<10	<10	<10	<10	<10	<10	<10	<10	*DE*
Di-n-octylphalate	na	na	<10	<5	*ns*	<10	<10	<10	<10	<10	<10	<10	<10	<10	*DE*
Total SVOCs (µg/L)	na	na	5	**6**	*ns*	ND	**13**	ND	ND	ND	ND	ND	ND	ND	*DE*
Metals of Concern (mg/L)															
Arsenic	0.01	0.01	*ns*	<0.200	*ns*	**0.0021**	**0.0031**	**0.0016**	*ns*	*ns*	*ns*	*ns*	*ns*	**0.0011**	*DE*
Manganese	0.84	0.3	*ns*	**2.10**	*ns*	**2.23**	**2.50**	**2.62**	**2.89**	**2.54**	**2.25**	**2.7**	**2.2**	**3.50**	*DE*
Additional Metals (mg/L)															
Barium	2	na	*ns*	<0.030	*ns*	0.0277	0.0266	0.0253	*ns*	*ns*	*ns*	*ns*	*ns*	*ns*	*DE*
Cadmium	0.005	na	*ns*	<0.030	*ns*	<0.0020	<0.0020	<0.0020	*ns*	*ns*	*ns*	*ns*	*ns*	*ns*	*DE*
Chromium	0.1	na	*ns*	<0.030	*ns*	0.0017	<0.0050	<0.0050	*ns*	*ns*	*ns*	*ns*	*ns*	*ns*	*DE*
Lead	0.015	na	*ns*	<0.100	*ns*	0.0001	<0.0010	<0.0010	*ns*	*ns*	*ns*	*ns*	*ns*	*ns*	*DE*
Selenium	0.05	na	*ns*	<0.100	*ns*	0.0018	<0.0050	<0.0050	*ns*	*ns*	*ns*	*ns*	*ns*	*ns*	*DE*
Iron	na	na	*ns*	**99**	*ns*	**114**	**121**	**124**	*ns*	*ns*	*ns*	*ns*	*ns*	*ns*	*DE*

TABLE B1
SUMMARY OF HISTORICAL DETECTED COMPOUNDS IN DECOMMISSIONED WELLS
Troy Mills Landfill Superfund Site
Troy, New Hampshire

Monitoring Well ID			TRY_MW-201M													TRY_MW-201P		
Geological Unit of Well Screen			Overburden (Decommissioned)													Overburden (Decommissioned)		
Sampling Event Date	NH AGQS	ROD ICL	Aug-04	Oct-05	Jun-06	Dec-06	May-07	May-07 DUP	Jun-08	Dec-08	Jun-09	Oct-09	Jun-11	Jun-13	Nov-14	Jun-11 [4]	Jun-13 [5]	Nov-14
VOCs of Concern (µg/L)																		
Tetrachloroethene	5	5	<2	<1.0	*ns*	<2.0	<4.0	<4.0	<2.0	<2.0	<10	<2.0	<10	<10	*DE*	<10	*ns*	*DE*
Trichloroethene	5	5	**7**	**7.9**	*ns*	**6.2**	<4.0	<4.0	<2.0	<2.0	<10	**3.8**	<10	<10	*DE*	<10	*ns*	*DE*
cis-1,2-Dichloroethene	70	70	**38**	<1.0	*ns*	**297**	**242**	**249**	**485**	**617**	**576**	**639**	**660**	**533**	*DE*	**608 J***	*ns*	*DE*
Vinyl Chloride	2	2	<2	<1.0	*ns*	<2.0	<4.0	<4.0	<2.0	<2.0	<10	<2.0	<10	<10	*DE*	<10	*ns*	*DE*
1,2,4-Trimethylbenzene	330	330	<2	<1.0	*ns*	<2.0	<4.0	<4.0	<2.0	<2.0	<10	<2.0	<10	<10	*DE*	<10	*ns*	*DE*
1,3,5-Trimethylbenzene	330	330	<2	<1.0	*ns*	<2.0	<4.0	<4.0	<2.0	<2.0	<10	<2.0	<10	<10	*DE*	<10	*ns*	*DE*
2-Butanone(MEK)	4,000	4,000	---	<1.0	*ns*	<10	<20	<20	<10	<10	<50	<10	<50	<50	*DE*	<50	*ns*	*DE*
Benzene	5	5	<2	**1.1**	*ns*	<2.0	<4.0	<4.0	<2.0	<2.0	<10	<2.0	<10	<10	*DE*	<10	*ns*	*DE*
Naphthalene	20	20	<2	<1.0	*ns*	<2.0	<4.0	<4.0	<2.0	<2.0	<10	**4.4 J***	<10	<10	*DE*	<10	*ns*	*DE*
n-Butylbenzene	260	260	---	<1.0	*ns*	<2.0	<4.0	<4.0	**30**	<2.0	<10	<2.0	<10	<10	*DE*	<10	*ns*	*DE*
n-Propylbenzene	260	260	<2	<1.0	*ns*	<2.0	<4.0	<4.0	<2.0	<2.0	<10	<2.0	<10	<10	*DE*	<10	*ns*	*DE*
p-Isopropyltoluene (4-cymene)	260	260	<2	<1.0	*ns*	<2.0	<4.0	<4.0	<2.0	<2.0	<10	<2.0	<10	<10	*DE*	<10	*ns*	*DE*
Tetrahydrofuran(THF)	600	154	<10	**1.9**	*ns*	<10	<20	<20	<10	<10	<50	<10	<50	<50	*DE*	<50	*ns*	*DE*
Toluene	1,000	1,000	<2	<1.0	*ns*	<2.0	<4.0	<4.0	<2.0	<2.0	<10	<2.0	<10	<10	*DE*	<10	*ns*	*DE*
Additional VOCs (µg/L)																		
1,1,1-Trichloroethane	200	na	<2	<1.0	*ns*	<2.0	<4.0	<4.0	<2.0	<2.0	<10	<2.0	<10	<10	*DE*	<10	*ns*	*DE*
1,1-Dichloroethane	81	na	**2.2**	**3.1**	*ns*	**5.9**	**4.5**	**4.7**	<2.0	<2.0	<10	**8.5**	<10	<10	*DE*	<10	*ns*	*DE*
1,1-Dichloroethene	7	na	<2	<1.0	*ns*	<2.0	<4.0	<4.0	<2.0	<2.0	<10	<2.0	<10	<10	*DE*	<10	*ns*	*DE*
1,2,4-Trichlorobenzene	70	na	<2	<1.0	*ns*	<2.0	<4.0	<4.0	<2.0	<2.0	<10	<2.0	<10	<10	*DE*	<10	*ns*	*DE*
1,2-Dichloroethane	5	na	<2	<1.0	*ns*	<2.0	<4.0	<4.0	<2.0	<2.0	<10	**3.3**	<10	<10	*DE*	<10	*ns*	*DE*
1,4-Dichlorobenzene	75	na	<2	<1.0	*ns*	<2.0	<4.0	<4.0	<2.0	<2.0	<10	<2.0	<10	<10	*DE*	<10	*ns*	*DE*
2-Chlorotoluene	100	na	---	<1.0	*ns*	<2.0	<4.0	<4.0	<2.0	<2.0	<10	<2.0	<10	<10	*DE*	<10	*ns*	*DE*
4-Methyl-2-pentanone (MIBK)	2,000	na	<10	<1.0	*ns*	<10	<20	<20	<10	<10	<50	<10	<50	<50	*DE*	<50	*ns*	*DE*
Acetone	6,000	na	<10	<1.0	*ns*	<10	<20	<20	<10	<10	<50	<10	<50	<50	*DE*	<50	*ns*	*DE*
Carbon Disulfide	70	na	*	*	*ns*	*	*	*	*	*	*	*	*	*	*DE*	*	*ns*	*DE*
Ethylbenzene	700	na	<2	<1.0	*ns*	<2.0	<4.0	<4.0	<2.0	<2.0	<10	<2.0	<10	<10	*DE*	<10	*ns*	*DE*
Isopropylbenzene (cumene)	800	na	**5.1**	**8.6**	*ns*	**3.6**	**4.5**	<4.0	<2.0	<2.0	<10	**3.5**	<10	<10	*DE*	<10	*ns*	*DE*
Methylene Chloride (Dichloromethane)	5	na	<2	<1.0	*ns*	<2.0	<4.0	<4.0	<2.0	<2.0	<10	<2.0	<10	<10	*DE*	<10	*ns*	*DE*
sec-Butylbenzene	260	na	**8.1**	**12**	*ns*	**7.2**	**7.2**	**5.9**	**27**	<2.0	<10	**9.0**	<10	<10	*DE*	**15 J***	*ns*	*DE*
t-Butanol (TBA)	40	na	<10	---	*ns*	<10	<20	<20	<10	<10	<50	<10	<50	<50	*DE*	<50	*ns*	*DE*
t-Butylbenzene	260	na	<2	**2.0**	*ns*	<2.0	<4.0	<4.0	**4.9**	<2.0	<10	**2.8**	<10	<10	*DE*	<10	*ns*	*DE*
Trichlorofluoromethane	2,000	na	---	<1.0	*ns*	<2.0	<4.0	<4.0	<2.0	<2.0	<10	<2.0	<10	<10	*DE*	<10	*ns*	*DE*
m/p-Xylene	10, 000 [1]	na	<2	<2.0	*ns*	<2.0	<4.0	<4.0	<2.0	<2.0	<10	<2.0	<10	<10	*DE*	<10	*ns*	*DE*
o-Xylene		na	<2	<1.0	*ns*	<2.0	<4.0	<4.0	<2.0	<2.0	<10	<2.0	<10	<10	*DE*	<10	*ns*	*DE*
Total VOCs (µg/L)	na	na	**60**	**37**	*ns*	**320**	**258**	**260**	**547**	**617**	**576**	**674**	**660**	**533**	*DE*	**623 J***	*ns*	*DE*
1,4-Dioxane (µg/L)																		
1,4-Dioxane	3	3	*ns*	*ns*	*ns*	**2.3**	*ns*	*ns*	**2.3**	*ns*	*ns*	**2.5**	*ns*	*ns*	*DE*	**0.58**	*ns*	*DE*
SVOCs of Concern (µg/L)																		
Benzo(a)pyrene	0.2	0.2	<10	<5	*ns*	<10	<10	<10	<10	<10	<10	<10	<10	<10	*DE*	<100	*ns*	*DE*
Benzo(b)fluoranthene	0.1	0.1	<10	<5	*ns*	<10	<10	<10	<10	<10	<10	<10	<10	<10	*DE*	<100	*ns*	*DE*
Bis[Di](2-ethylhexyl) phthalate	6	6	<10	<5	*ns*	<10	**464**	<10	<5.0	<5.0	<5.0	<5.0	<5.0	<5.0	*DE*	**334 J***	*ns*	*DE*
Dibenzo(a,h)anthracene	0.1	0.1	<10	<5	*ns*	<10	<10	<10	<10	<10	<10	<10	<10	<10	*DE*	<100	*ns*	*DE*
Naphthalene	20	20	<2	<5	*ns*	<10	<10	<10	<10	<10	<10	<10	<10	<10	*DE*	<100	*ns*	*DE*
Pentachlorophenol	1	1	<25	<5	*ns*	<20	<20	<20	<20	<20	<20	<20	<20	*ns* [2]	*DE*	<200	*ns*	*DE*
2-Methylnaphthalene	280	na	*	<5	*ns*	<10	<10	*	<10	<10	<10	<10	<10	*	*DE*	*	*ns*	*DE*
Additional SVOCs (µg/L)																		
Benzyl butyl phthalate	na	na	<10	<5	*ns*	<10	<10	<10	<10	<10	<10	<10	<10	<10	*DE*	<100	*ns*	*DE*
Di-n-butylphthalate	na	na	<10	<5	*ns*	<10	<10	<10	<10	<10	<10	<10	<10	<10	*DE*	<100	*ns*	*DE*
Di-n-octylphalate	na	na	<10	<5	*ns*	<10	<10	<10	<10	<10	<10	<10	<10	<10	*DE*	<100	*ns*	*DE*
Total SVOCs (µg/L)	na	na	ND	ND	*ns*	ND	**464**	ND	ND	ND	ND	ND	ND	ND	*DE*	**334**	*ns*	*DE*
Metals of Concern (mg/L)																		
Arsenic	0.01	0.01	*ns*	<0.200	*ns*	<0.0010	<0.0010	<0.0010	<0.0010	*ns*	*ns*	*ns*	*ns*	*ns*	*DE*	<0.0010	*ns*	*DE*
Manganese	0.84	0.3	*ns*	**0.350**	*ns*	**0.399**	**0.481**	**0.480**	**0.452**	**0.481**	**0.523**	**0.512**	**0.604**	**0.702**	*DE*	**2.47**	*ns*	*DE*
Additional Metals (mg/L)																		
Barium	2	na	*ns*	<0.030	*ns*	**0.0277**	**0.0431**	**0.0437**	**0.0314**	*ns*	*ns*	*ns*	*ns*	*ns*	*DE*	**0.0138**	*ns*	*DE*
Cadmium	0.005	na	*ns*	<0.030	*ns*	<0.0020	<0.0020	<0.0020	<0.0020	*ns*	*ns*	*ns*	*ns*	*ns*	*DE*	<0.0020	*ns*	*DE*
Chromium	0.1	na	*ns*	<0.030	*ns*	<0.0050	<0.0050	<0.0050	<0.0050	*ns*	*ns*	*ns*	*ns*	*ns*	*DE*	<0.0050	*ns*	*DE*
Lead	0.015	na	*ns*	<0.100	*ns*	<0.0010	<0.0010	<0.0010	<0.0010	*ns*	*ns*	*ns*	*ns*	*ns*	*DE*	<0.0010	*ns*	*DE*
Selenium	0.05	na	ns	<0.100	*ns*	<0.0050	<0.0050	<0.0050	<0.0050	*ns*	*ns*	*ns*	*ns*	*ns*	*DE*	<0.0050	*ns*	*DE*
Iron	na	na	*ns*	**7.20**	*ns*	**7.63**	**7.91**	**7.91**	**9.19**	*ns*	*ns*	*ns*	*ns*	*ns*	*DE*	**18.3**	*ns*	*DE*

TABLE B1
SUMMARY OF HISTORICAL DETECTED COMPOUNDS IN DECOMMISSIONED WELLS
Troy Mills Landfill Superfund Site
Troy, New Hampshire

Monitoring Well ID / Geological Unit of Well Screen / Sampling Event Date	NH AGQS	ROD ICL	TRY_MW-202S Overburden (Decommissioned)													
			Aug-04	Oct-05	Jun-06	Dec-06	May-07	Jun-08	Dec-08	Jun-09	Jun-09 DUP	Oct-09	Jun-11	Jun-13	Nov-14	Jun-15
VOCs of Concern (µg/L)																
Tetrachloroethene	5	5	*ns*	*ns*	*ns*	*ns*	*ns*	*ns*	*ns*	<2.0	*ns*	*ns*	*ns*	*ns*	*ns*	*DE*
Trichloroethene	5	5	*ns*	*ns*	*ns*	*ns*	*ns*	*ns*	*ns*	<2.0	*ns*	*ns*	*ns*	*ns*	*ns*	*DE*
cis-1,2-Dichloroethene	70	70	*ns*	*ns*	*ns*	*ns*	*ns*	*ns*	*ns*	<2.0	*ns*	*ns*	*ns*	*ns*	*ns*	*DE*
Vinyl Chloride	2	2	*ns*	*ns*	*ns*	*ns*	*ns*	*ns*	*ns*	<2.0	*ns*	*ns*	*ns*	*ns*	*ns*	*DE*
1,2,4-Trimethylbenzene	330	330	*ns*	*ns*	*ns*	*ns*	*ns*	*ns*	*ns*	<2.0	*ns*	*ns*	*ns*	*ns*	*ns*	*DE*
1,3,5-Trimethylbenzene	330	330	*ns*	*ns*	*ns*	*ns*	*ns*	*ns*	*ns*	<2.0	*ns*	*ns*	*ns*	*ns*	*ns*	*DE*
2-Butanone(MEK)	4,000	4,000	*ns*	*ns*	*ns*	*ns*	*ns*	*ns*	*ns*	<10	*ns*	*ns*	*ns*	*ns*	*ns*	*DE*
Benzene	5	5	*ns*	*ns*	*ns*	*ns*	*ns*	*ns*	*ns*	<2.0	*ns*	*ns*	*ns*	*ns*	*ns*	*DE*
Naphthalene	20	20	*ns*	*ns*	*ns*	*ns*	*ns*	*ns*	*ns*	<2.0	*ns*	*ns*	*ns*	*ns*	*ns*	*DE*
n-Butylbenzene	260	260	*ns*	*ns*	*ns*	*ns*	*ns*	*ns*	*ns*	<2.0	*ns*	*ns*	*ns*	*ns*	*ns*	*DE*
n-Propylbenzene	260	260	*ns*	*ns*	*ns*	*ns*	*ns*	*ns*	*ns*	<2.0	*ns*	*ns*	*ns*	*ns*	*ns*	*DE*
p-Isopropyltoluene (4-cymene)	260	260	*ns*	*ns*	*ns*	*ns*	*ns*	*ns*	*ns*	<2.0	*ns*	*ns*	*ns*	*ns*	*ns*	*DE*
Tetrahydrofuran(THF)	600	154	*ns*	*ns*	*ns*	*ns*	*ns*	*ns*	*ns*	<10	*ns*	*ns*	*ns*	*ns*	*ns*	*DE*
Toluene	1,000	1,000	*ns*	*ns*	*ns*	*ns*	*ns*	*ns*	*ns*	<2.0	*ns*	*ns*	*ns*	*ns*	*ns*	*DE*
Additional VOCs (µg/L)																
1,1,1-Trichloroethane	200	na	*ns*	*ns*	*ns*	*ns*	*ns*	*ns*	*ns*	<2.0	*ns*	*ns*	*ns*	*ns*	*ns*	*DE*
1,1-Dichloroethane	81	na	*ns*	*ns*	*ns*	*ns*	*ns*	*ns*	*ns*	<2.0	*ns*	*ns*	*ns*	*ns*	*ns*	*DE*
1,1-Dichloroethene	7	na	*ns*	*ns*	*ns*	*ns*	*ns*	*ns*	*ns*	<2.0	*ns*	*ns*	*ns*	*ns*	*ns*	*DE*
1,2,4-Trichlorobenzene	70	na	*ns*	*ns*	*ns*	*ns*	*ns*	*ns*	*ns*	<2.0	*ns*	*ns*	*ns*	*ns*	*ns*	*DE*
1,2-Dichloroethane	5	na	*ns*	*ns*	*ns*	*ns*	*ns*	*ns*	*ns*	<2.0	*ns*	*ns*	*ns*	*ns*	*ns*	*DE*
1,4-Dichlorobenzene	75	na	*ns*	*ns*	*ns*	*ns*	*ns*	*ns*	*ns*	<2.0	*ns*	*ns*	*ns*	*ns*	*ns*	*DE*
2-Chlorotoluene	100	na	*ns*	*ns*	*ns*	*ns*	*ns*	*ns*	*ns*	<2.0	*ns*	*ns*	*ns*	*ns*	*ns*	*DE*
4-Methyl-2-pentanone (MIBK)	2,000	na	*ns*	*ns*	*ns*	*ns*	*ns*	*ns*	*ns*	<10	*ns*	*ns*	*ns*	*ns*	*ns*	*DE*
Acetone	6,000	na	*ns*	*ns*	*ns*	*ns*	*ns*	*ns*	*ns*	<10	*ns*	*ns*	*ns*	*ns*	*ns*	*DE*
Carbon Disulfide	70	na	*ns*	*ns*	*ns*	*ns*	*ns*	*ns*	*ns*	*	*ns*	*ns*	*ns*	*ns*	*ns*	*DE*
Ethylbenzene	700	na	*ns*	*ns*	*ns*	*ns*	*ns*	*ns*	*ns*	<2.0	*ns*	*ns*	*ns*	*ns*	*ns*	*DE*
Isopropylbenzene (cumene)	800	na	*ns*	*ns*	*ns*	*ns*	*ns*	*ns*	*ns*	<2.0	*ns*	*ns*	*ns*	*ns*	*ns*	*DE*
Methylene Chloride (Dichloromethane)	5	na	*ns*	*ns*	*ns*	*ns*	*ns*	*ns*	*ns*	<2.0	*ns*	*ns*	*ns*	*ns*	*ns*	*DE*
sec-Butylbenzene	260	na	*ns*	*ns*	*ns*	*ns*	*ns*	*ns*	*ns*	<2.0	*ns*	*ns*	*ns*	*ns*	*ns*	*DE*
t-Butanol (TBA)	40	na	*ns*	*ns*	*ns*	*ns*	*ns*	*ns*	*ns*	<10	*ns*	*ns*	*ns*	*ns*	*ns*	*DE*
t-Butylbenzene	260	na	*ns*	*ns*	*ns*	*ns*	*ns*	*ns*	*ns*	<2.0	*ns*	*ns*	*ns*	*ns*	*ns*	*DE*
Trichlorofluoromethane	2,000	na	*ns*	*ns*	*ns*	*ns*	*ns*	*ns*	*ns*	<2.0	*ns*	*ns*	*ns*	*ns*	*ns*	*DE*
m/p-Xylene	10, 000 [1]	na	*ns*	*ns*	*ns*	*ns*	*ns*	*ns*	*ns*	<2.0	*ns*	*ns*	*ns*	*ns*	*ns*	*DE*
o-Xylene		na	*ns*	*ns*	*ns*	*ns*	*ns*	*ns*	*ns*	<2.0	*ns*	*ns*	*ns*	*ns*	*ns*	*DE*
Total VOCs (µg/L)	na	na	*ns*	*ns*	*ns*	*ns*	*ns*	*ns*	*ns*	ND	*ns*	*ns*	*ns*	*ns*	*ns*	*DE*
1,4-Dioxane (µg/L)																
1,4-Dioxane	3	3	*ns*	*ns*	*ns*	*ns*	*ns*	*ns*	*ns*	<2.0	<2.0	*ns*	*ns*	*ns*	*ns*	*DE*
SVOCs of Concern (µg/L)																
Benzo(a)pyrene	0.2	0.2	*ns*	*ns*	*ns*	*ns*	*ns*	*ns*	*ns*	<10	*ns*	*ns*	*ns*	*ns*	*ns*	*DE*
Benzo(b)fluoranthene	0.1	0.1	*ns*	*ns*	*ns*	*ns*	*ns*	*ns*	*ns*	<10	*ns*	*ns*	*ns*	*ns*	*ns*	*DE*
Bis[Di](2-ethylhexyl) phthalate	6	6	*ns*	*ns*	*ns*	*ns*	*ns*	*ns*	*ns*	<5.0	*ns*	*ns*	*ns*	*ns*	*ns*	*DE*
Dibenzo(a,h)anthracene	0.1	0.1	*ns*	*ns*	*ns*	*ns*	*ns*	*ns*	*ns*	<10	*ns*	*ns*	*ns*	*ns*	*ns*	*DE*
Naphthalene	20	20	*ns*	*ns*	*ns*	*ns*	*ns*	*ns*	*ns*	<10	*ns*	*ns*	*ns*	*ns*	*ns*	*DE*
Pentachlorophenol	1	1	*ns*	*ns*	*ns*	*ns*	*ns*	*ns*	*ns*	<20	*ns*	*ns*	*ns*	*ns*	*ns*	*DE*
2-Methylnaphthalene	280	na	*ns*	*ns*	*ns*	*ns*	*ns*	*ns*	*ns*	<10	*ns*	*ns*	*ns*	*ns*	*ns*	*DE*
Additional SVOCs (µg/L)																
Benzyl butyl phthalate	na	na	*ns*	*ns*	*ns*	*ns*	*ns*	*ns*	*ns*	<10	*ns*	*ns*	*ns*	*ns*	*ns*	*DE*
Di-n-butylphthalate	na	na	*ns*	*ns*	*ns*	*ns*	*ns*	*ns*	*ns*	<10	*ns*	*ns*	*ns*	*ns*	*ns*	*DE*
Di-n-octylphalate	na	na	*ns*	*ns*	*ns*	*ns*	*ns*	*ns*	*ns*	<10	*ns*	*ns*	*ns*	*ns*	*ns*	*DE*
Total SVOCs (µg/L)	na	na	*ns*	*ns*	*ns*	*ns*	*ns*	*ns*	*ns*	ND	*ns*	*ns*	*ns*	*ns*	*ns*	*DE*
Metals of Concern (mg/L)																
Arsenic	0.01	0.01	*ns*	*ns*	*ns*	*ns*	*ns*	*ns*	*ns*	<0.0010	<0.0010	*ns*	*ns*	*ns*	*ns*	*DE*
Manganese	0.84	0.3	*ns*	*ns*	*ns*	*ns*	*ns*	*ns*	*ns*	**0.128 J***	**0.091 J***	*ns*	*ns*	*ns*	*ns*	*DE*
Additional Metals (mg/L)																
Barium	2	na	*ns*	*ns*	*ns*	*ns*	*ns*	*ns*	*ns*	**0.3441**	**0.2792**	*ns*	*ns*	*ns*	*ns*	*DE*
Cadmium	0.005	na	*ns*	*ns*	*ns*	*ns*	*ns*	*ns*	*ns*	<0.0020	<0.0020	*ns*	*ns*	*ns*	*ns*	*DE*
Chromium	0.1	na	*ns*	*ns*	*ns*	*ns*	*ns*	*ns*	*ns*	<0.0050	<0.0050	*ns*	*ns*	*ns*	*ns*	*DE*
Lead	0.015	na	*ns*	*ns*	*ns*	*ns*	*ns*	*ns*	*ns*	**0.0018**	**0.0013**	*ns*	*ns*	*ns*	*ns*	*DE*
Selenium	0.05	na	*ns*	*ns*	*ns*	*ns*	*ns*	*ns*	*ns*	<0.0050	<0.0050	*ns*	*ns*	*ns*	*ns*	*DE*
Iron	na	na	*ns*	*ns*	*ns*	*ns*	*ns*	*ns*	*ns*	**7.66 J***	**5.25 J***	*ns*	*ns*	*ns*	*ns*	*DE*

TABLE B1
SUMMARY OF HISTORICAL DETECTED COMPOUNDS IN DECOMMISSIONED WELLS
Troy Mills Landfill Superfund Site
Troy, New Hampshire

Monitoring Well ID / Geological Unit of Well Screen / Sampling Event Date	NH AGQS	ROD ICL	TRY_MW-602S Overburden (Decommissioned) Aug-04	Oct-05	Jun-06	Dec-06	Dec-06 DUP	May-07	Jun-08	Dec-08	Jun-09	Oct-09	Jun-11	Jun-13	Nov-14	Jun-15
VOCs of Concern (µg/L)																
Tetrachloroethene	5	5	*ns*	<1.0	*ns*	<0.4	<0.4	<2.0	<2.0	<2.0	<2.0	<2.0	<2.0	<2.0	*ns*	*DE*
Trichloroethene	5	5	*ns*	<1.0	*ns*	<2.0	<2.0	<2.0	<2.0	<2.0	<2.0	<2.0	<2.0	<2.0	*ns*	*DE*
cis-1,2-Dichloroethene	70	70	*ns*	<1.0	*ns*	<2.0	**2.1**	**3.6**	**11**	**9.0**	<2.0	**3.4**	<2.0	<2.0	*ns*	*DE*
Vinyl Chloride	2	2	*ns*	<1.0	*ns*	<2.0	<2.0	<2.0	<2.0	<2.0	<2.0	<2.0	<2.0	<2.0	*ns*	*DE*
1,2,4-Trimethylbenzene	330	330	*ns*	**71**	*ns*	**41**	**57**	**38**	<2.0	**626**	**81**	**297**	**4.5**	<2.0	*ns*	*DE*
1,3,5-Trimethylbenzene	330	330	*ns*	<1.0	*ns*	**38**	**49**	**16**	**112**	**243**	**15**	**87**	<2.0	<2.0	*ns*	*DE*
2-Butanone(MEK)	4,000	4,000	*ns*	<1.0	*ns*	<10	<10	<10	<10	<10	<10	<10	<10	<10	*ns*	*DE*
Benzene	5	5	*ns*	<1.0	*ns*	<0.3	<0.3	<2.0	**2.5**	<2.0	<2.0	<2.0	<2.0	<2.0	*ns*	*DE*
Naphthalene	20	20	*ns*	**9.2**	*ns*	<2.0	<2.0	**2.7**	<2.0	**52**	**5.2**	**25 J***	<2.0	<2.0	*ns*	*DE*
n-Butylbenzene	260	260	*ns*	**43**	*ns*	<2.0	**8.9**	**6.2**	<2.0	<2.0	**8.1**	<2.0	<2.0	<2.0	*ns*	*DE*
n-Propylbenzene	260	260	*ns*	**16**	*ns*	<2.0	<2.0	**4.2**	**20**	**86**	<2.0	**36**	<2.0	<2.0	*ns*	*DE*
p-Isopropyltoluene (4-cymene)	260	260	*ns*	**26**	*ns*	**7.8**	**8.6**	<2.0	<2.0	**32**	**2.4**	**14**	<2.0	<2.0	*ns*	*DE*
Tetrahydrofuran(THF)	600	154	*ns*	<1.0	*ns*	<10	<10	<10	<10	<10	<10	<10	<10	<10	*ns*	*DE*
Toluene	1,000	1,000	*ns*	<1.0	*ns*	<2.0	**25**	**72**	**1,040**	**998**	**53**	**313**	<2.0	<2.0	*ns*	*DE*
Additional VOCs (µg/L)																
1,1,1-Trichloroethane	200	na	*ns*	<1.0	*ns*	<2.0	<2.0	<2.0	<2.0	**4.7**	<2.0	<2.0	<2.0	<2.0	*ns*	*DE*
1,1-Dichloroethane	81	na	*ns*	<1.0	*ns*	<2.0	<2.0	<2.0	<2.0	<2.0	<2.0	<2.0	<2.0	<2.0	*ns*	*DE*
1,1-Dichloroethene	7	na	*ns*	<1.0	*ns*	<2.0	<2.0	<2.0	<2.0	<2.0	<2.0	<2.0	<2.0	<2.0	*ns*	*DE*
1,2,4-Trichlorobenzene	70	na	*ns*	<1.0	*ns*	<2.0	<2.0	<2.0	**358**	**2.1**	<2.0	<2.0	<2.0	<2.0	*ns*	*DE*
1,2-Dichloroethane	5	na	*ns*	<1.0	*ns*	<0.4	<0.4	<2.0	<2.0	<2.0	<2.0	<2.0	<2.0	<2.0	*ns*	*DE*
1,4-Dichlorobenzene	75	na	*ns*	<1.0	*ns*	<2.0	<2.0	<2.0	<2.0	<2.0	<2.0	<2.0	<2.0	<2.0	*ns*	*DE*
2-Chlorotoluene	100	na	*ns*	<1.0	*ns*	<2.0	<2.0	<2.0	<2.0	<2.0	<2.0	<2.0	<2.0	<2.0	*ns*	*DE*
4-Methyl-2-pentanone (MIBK)	2,000	na	*ns*	<1.0	*ns*	<10	<10	<10	<10	<10	<10	<10	<10	<10	*ns*	*DE*
Acetone	6,000	na	*ns*	**2.0**	*ns*	<10	<10	<10	<10	<10	<10	<10	<10	<10	*ns*	*DE*
Carbon Disulfide	70	na	*ns*	*	*ns*	*	*	*	*	*	*	*	*	*	*ns*	*DE*
Ethylbenzene	700	na	*ns*	**32**	*ns*	**5.4**	**8.3**	**16**	**111**	**184**	**21**	**84**	**4.6**	<2.0	*ns*	*DE*
Isopropylbenzene (cumene)	800	na	*ns*	**13**	*ns*	<2.0	<2.0	**3.8**	<2.0	**58**	**6.3**	**27**	<2.0	<2.0	*ns*	*DE*
Methylene Chloride (Dichloromethane)	5	na	*ns*	<1.0	*ns*	<2.0	<2.0	<2.0	<2.0	<2.0	<2.0	<2.0	<2.0	<2.0	*ns*	*DE*
sec-Butylbenzene	260	na	*ns*	**17**	*ns*	**2.2**	**2.4**	**2.9**	<2.0	**28**	**4**	**19**	<2.0	<2.0	*ns*	*DE*
t-Butanol (TBA)	40	na	*ns*	---	*ns*	<10	<10	<10	<10	<10	<10	<10	<10	<10	*ns*	*DE*
t-Butylbenzene	260	na	*ns*	**2.8**	*ns*	<2.0	<2.0	<2.0	<2.0	**4.9**	<2.0	**3.4**	<2.0	<2.0	*ns*	*DE*
Trichlorofluoromethane	2,000	na	*ns*	<1.0	*ns*	<2.0	<2.0	<2.0	<2.0	<2.0	<2.0	<2.0	<2.0	<2.0	*ns*	*DE*
m/p-Xylene	10, 000 [1]	na	*ns*	**88**	*ns*	**14**	**22**	**21**	**236**	**313**	**24**	**117**	<2.0	<2.0	*ns*	*DE*
o-Xylene		na	*ns*	**83**	*ns*	**11**	**16**	**27**	**202**	**209**	**22**	**80**	<2.0	<2.0	*ns*	*DE*
Total VOCs (µg/L)	na	na	*ns*	**403**	*ns*	**119**	**199**	**213**	**2,093**	**2,850**	**242**	**1,106**	**9**	ND	*ns*	*DE*
1,4-Dioxane (µg/L)																
1,4-Dioxane	3	3	*ns*	*ns*	*ns*	<2.0	<2.0	*ns*	<2.0	*ns*	*ns*	*ns*	*ns*	*ns*	*ns*	*DE*
SVOCs of Concern (µg/L)																
Benzo(a)pyrene	0.2	0.2	*ns*	<5	*ns*	<10	<10	<50	<10	<10	<10	<10	<10	<10	*ns*	*DE*
Benzo(b)fluoranthene	0.1	0.1	*ns*	<5	*ns*	<10	<10	<50	<10	<10	<10	<10	<10	<10	*ns*	*DE*
Bis[Di](2-ethylhexyl) phthalate	6	6	*ns*	<5	*ns*	<10	<10	**403**	**34**	**38**	<5.0	<5.0	<5.0	<5.0	*ns*	*DE*
Dibenzo(a,h)anthracene	0.1	0.1	*ns*	<5	*ns*	<10	<10	<50	<10	<10	<10	<10	<10	<10	*ns*	*DE*
Naphthalene	20	20	*ns*	<5	*ns*	<10	<10	<50	**11**	**35**	<10	**12**	<10	<10	*ns*	*DE*
Pentachlorophenol	1	1	*ns*	<5	*ns*	<20	<20	<100	<20	<20	<20	<20	<20	*ns* [2]	*ns*	*DE*
2-Methylnaphthalene	280	na	*ns*	<5	*ns*	<10	*	<50	<10	<10	<10	<10	*	*	*ns*	*DE*
Additional SVOCs (µg/L)																
Benzyl butyl phthalate	na	na	*ns*	<5	*ns*	<10	<10	<50	<10	<10	<10	<10	<10	<10	*ns*	*DE*
Di-n-butylphthalate	na	na	*ns*	<5	*ns*	<10	<10	<50	<10	<10	<10	<10	<10	<10	*ns*	*DE*
Di-n-octylphalate	na	na	*ns*	<5	*ns*	<10	<10	<50	<10	<10	<10	<10	<10	<10	*ns*	*DE*
Total SVOCs (µg/L)	na	na	*ns*	ND	*ns*	ND	ND	**403**	**45**	**73**	ND	**12**	ND	ND	*ns*	*DE*
Metals of Concern (mg/L)																
Arsenic	0.01	0.01	*ns*	<0.200	*ns*	**0.001**	**0.001**	<0.0010	0.0031	*ns*	*ns*	*ns*	*ns*	*ns*	*ns*	*DE*
Manganese	0.84	0.3	*ns*	**4.7**	*ns*	**3.93**	**4.05**	**2.910**	**9.42**	**10.3**	**2.18**	**7.79**	**0.337**	**0.076**	*ns*	*DE*
Additional Metals (mg/L)																
Barium	2	na	*ns*	**0.36**	*ns*	**0.0573**	**0.0565**	**0.0796**	**0.0272**	*ns*	*ns*	*ns*	*ns*	*ns*	*ns*	*DE*
Cadmium	0.005	na	*ns*	<0.030	*ns*	<0.0020	<0.0020	<0.0020	<0.0020	*ns*	*ns*	*ns*	*ns*	*ns*	*ns*	*DE*
Chromium	0.1	na	*ns*	<0.030	*ns*	<0.0050	<0.0050	<0.0050	<0.0050	*ns*	*ns*	*ns*	*ns*	*ns*	*ns*	*DE*
Lead	0.015	na	*ns*	<0.100	*ns*	<0.0010	<0.0010	0.0014	<0.0010	*ns*	*ns*	*ns*	*ns*	*ns*	*ns*	*DE*
Selenium	0.05	na	*ns*	<0.100	*ns*	<0.0050	<0.0050	<0.0050	<0.0050	*ns*	*ns*	*ns*	*ns*	*ns*	*ns*	*DE*
Iron	na	na	*ns*	**34**	*ns*	**24.1**	**26.4**	**22.70**	**105**	*ns*	*ns*	*ns*	*ns*	*ns*	*ns*	*DE*

TABLE B1
SUMMARY OF HISTORICAL DETECTED COMPOUNDS IN DECOMMISSIONED WELLS
Troy Mills Landfill Superfund Site
Troy, New Hampshire

TABLE KEY:
AGQS = Ambient Groundwater Quality Standards included in Env-Or 600 - Contaminated Site Management (Env-Or 603.3)
ROD ICL = Record of Decision, Interim Cleanup Levels
VOCs = Volatile Organic Compounds
SVOCs = Semi-Volatile Organic Compounds
µg/L = micrograms per liter
mg/L = milligrams per liter
na = no standard applies.
ns = not sampled.
< = analyte not detected above the laboratory reporting limit
J = estimated concentration qualified by the laboratory (NHDPHS or EPA) or by the Environmental Data Services (third party data validation), see laboratory report for explanation
E = Estimated concentration qualified by the laboratory due to the result exceeding the upper calibration level for the parameter
J* = estimated concentration qualified by GZA due to observed field conditions
B = analyte detected in method blank, its presence in the sample may be suspect.
B* = analyte detected in the equipment blank for the sampling equipment used at these wells, its presence in the sample may be suspect
B** = analyte detected in the 2014 equipment blank for the sampling equipment used at these wells, its presence in the sample may be suspect.
Z = estimated concentration qualified by GZA, based on the RPD being outside the acceptance criteria
Q = the concentration has been qualified by the laboratory, see laboratory report for explanation
DE = well decommissioned
"---" = available historical data is unclear as to whether the parameter was not sampled, or sampled but not detected.
"*" = historical data for analyte will be identified and entered as part of the next monitoring round.

GENERAL NOTES:
1. Refer to historical reports for the analytical test methods and sampling equipment used during each sampling round.
2. **Bold** indicates that the concentration was detected above the laboratory reporting detection limit. Shading indicates that the concentration exceeds the AGQS and/or ROD ICL.

SPECIFIC NOTES:
1. The individual xylene isomers (m/p-xylene and o-xylene) do not have separate AGQS values; the AGQS for xylene (mixed isomers) is 10,000 µg/L.
2. Groundwater samples submitted to the laboratory for SVOC analyses were not analyzed for the acid fraction compounds during 2013 due to an error on the chain of custody in the SAP.
3. Well TRY_MW-101 was sampled during fall 2014 prior to being decommissioned.
4. VOC, SVOC, and 1,4-dioxane data collected on June 15, 2011 at well TRY_MW-201P should be considered estimated because LNAPL was observed coating the pump and tubing when removed from the well.
5. Well TRY_MW-201P had LNAPL observed during the June 2013 groundwater level round; therefore, it was not sampled during the monitoring round.

TABLE B2
SUMMARY OF HISTORICAL DETECTED COMPOUNDS IN DECOMMISSIONED WELLS - MNA PARAMETERS
Troy Mills Landfill Superfund Site
Troy, New Hampshire

Monitoring Well ID / Geological Unit of Well Screen / Sampling Event Date	NH AGQS	ROD ICL	TRY_M-2 Overburden (Decommissioned)												
			Aug-04	Oct-05	Jun-06	Dec-06	May-07	Jun-08	Dec-08	Jun-09	Oct-09	Jun-11	Jun-13	Nov-14	Jun-15
MNA - Laboratory															
Methane (µg/L)	na	na	*ns*	*ns*	*ns*	**400**	**610**	**420**	**870**	**39**	**1,200**	**550**	*ns*	*ns*	*DE*
Ethane (µg/L)	na	na	*ns*	*ns*	*ns*	<10	<10	<0.025	**0.029**	< 0.025	0.014 J	<0.025	*ns*	*ns*	*DE*
Ethene (µg/L)	na	na	*ns*	*ns*	*ns*	<10	<10	**0.016**	**0.052**	**0.030**	**0.056**	**0.060**	*ns*	*ns*	*DE*
Alkalinity (mg/L)	na	na	*ns*	**140**	*ns*	**77.7**	*ns*	**92.9**	**107**	**53.0**	**62.0**	**49.6**	*ns*	*ns*	*DE*
Chloride (mg/L)	na	na	*ns*	**10**	*ns*	**3.0**	**3.0**	**4.7**	<3.0	<3.0	<3.0	<3.0	*ns*	*ns*	*DE*
Nitrite-Nitrogen (mg/L)	1	na	*ns*	<0.03	*ns*	<0.25	<0.05	<0.050	<0.050	*ns*	*ns*	<0.05	*ns*	*ns*	*DE*
Nitrate+Nitrite-Nitrogen (mg/L)	na	na	*ns*	*ns*	*ns*	<0.5	<0.05	<0.050	<0.050	*ns*	*ns*	<0.05 J	*ns*	*ns*	*DE*
Nitrate-Nitrogen (mg/L)	10	na	*ns*	<0.02	*ns*	<0.25	<0.05	<0.050	<0.050	*ns*	*ns*	<0.05 J	*ns*	*ns*	*DE*
Sulfate, as SO4 (mg/L)	500	na	*ns*	*ns*	*ns*	**7.8**	**10**	**15**	**9.2**	**7.0**	**9.1**	**8.2**	*ns*	*ns*	*DE*
Total Organic Carbon (mg/L)	na	na	*ns*	**6.8**	*ns*	**7.1**	**13**	**9.5**	**6.5**	**5.9**	**8.3**	**2.5**	*ns*	*ns*	*DE*
Carbon Dioxide (mg/L)	na	na	*ns*	*ns*	*ns*	**120**	*ns*	**100**	**130**	**300**	**120**	**77**	*ns*	*ns*	*DE*
Volatile Fatty Acids (mg/L)															
Acetic acid	na	na	*ns*	<1	*ns*	<1	*ns*	<1.0	<1.0	*ns*	**1.2 J**	*ns*	*ns*	*ns*	*DE*
Butyric acid	na	na	*ns*	<1	*ns*	<1	*ns*	<1.0	<1.0	*ns*	**0.5 J**	*ns*	*ns*	*ns*	*DE*
Lactic acid and HIBA	na	na	*ns*	<25	*ns*	<25	*ns*	<25.0	<25.0	*ns*	<25.0 UJ	*ns*	*ns*	*ns*	*DE*
Pentanoic acid	na	na	*ns*	*ns*	*ns*	*ns*	*ns*	*ns*	*ns*	*ns*	*ns*	*ns*	*ns*	*ns*	*DE*
Propionic acid	na	na	*ns*	<1	*ns*	<1	*ns*	<1.0	<1.0	*ns*	**1 J**	*ns*	*ns*	*ns*	*DE*
Pyruvic acid	na	na	*ns*	<10	*ns*	<10	*ns*	<10.0	<10.0	*ns*	**1.8 J**	*ns*	*ns*	*ns*	*DE*
MNA - Field Screening															
pH (SU)	na	na	*ns*	**6.38**	*ns*	**6.35**	**5.17**	**6.15**	**6.3**	**6.1**	**6.4**	**6.5**	**6.1**	*ns*	*DE*
ORP (mV)	na	na	*ns*	**293.3**	*ns*	**-50.8**	**12.2**	**-73.9**	**-31**	**9 J***	**-50**	**-30**	**-23**	*ns*	*DE*
Specific Conductance (µS/cm)	na	na	*ns*	**271**	*ns*	**210**	**240**	**246**	**242**	**175**	**199**	**150**	**220**	*ns*	*DE*
Dissolved Oxygen (mg/L)	na	na	*ns*	**0.2**	*ns*	**0.3**	**2.2**	**0.22**	**0.21**	**0.2**	**0.7**	<0.5	**0.7**	*ns*	*DE*
Turbidity (ntu)	na	na	*ns*	**1.4**	*ns*	**1.9**	**>1,100**	**2.5**	<1	**3**	<1	<5	<5	*ns*	*DE*
Temperature (°C)	na	na	*ns*	---	*ns*	---	---	**13**	**9**	**9**	**11**	**11**	**10**	*ns*	*DE*
Ferrous Iron (mg/L)	na	na	*ns*	*ns*	*ns*	*ns*	*ns*	*ns*	**1.46**	**2.6**	**1.60**	*ns*	*ns*	*ns*	*DE*
Nitrate (mg/L)	na	na	*ns*	*ns*	*ns*	*ns*	*ns*	*ns*	*ns*	0.0	**0.4**	*ns*	*2*	*ns*	*DE*

TABLE B2
SUMMARY OF HISTORICAL DETECTED COMPOUNDS IN DECOMMISSIONED WELLS - MNA PARAMETERS
Troy Mills Landfill Superfund Site
Troy, New Hampshire

Monitoring Well ID / Geological Unit of Well Screen / Sampling Event Date	NH AGQS	ROD ICL	TRY_MW-101 Predominantly Overburden (Decommissioned)												
			Aug-04	Oct-05	Jun-06	Dec-06	May-07	Jun-08	Dec-08	Jun-09	Oct-09	Jun-11	Jun-13	Nov-14 [1]	Jun-15
MNA - Laboratory															
Methane (µg/L)	na	na	*ns*	*ns*	*ns*	**3,000**	**2,300**	**1,100**	**2,200**	**1,500**	**3,600**	**940**	*ns*	*ns*	*DE*
Ethane (µg/L)	na	na	*ns*	*ns*	*ns*	<50	<20	**0.015**	**0.016**	**0.021 J**	**0.036**	**0.019 J**	*ns*	*ns*	*DE*
Ethene (µg/L)	na	na	*ns*	*ns*	*ns*	<50	<20	**0.062**	**0.072**	**0.110**	**0.095**	**0.080**	*ns*	*ns*	*DE*
Alkalinity (mg/L)	na	na	*ns*	**270**	*ns*	**228**	*ns*	**233**	**298**	**196**	**232**	**196**	*ns*	*ns*	*DE*
Chloride (mg/L)	na	na	*ns*	**3.2**	*ns*	**19**	**16**	**16**	**9.5**	**5.4**	**4.5**	**3.5**	*ns*	*ns*	*DE*
Nitrite-Nitrogen (mg/L)	1	na	*ns*	<0.3	*ns*	**0.06**	**0.07**	**0.067**	**0.077**	*ns*	*ns*	**0.068**	*ns*	*ns*	*DE*
Nitrate+Nitrite-Nitrogen (mg/L)	na	na	*ns*	*ns*	*ns*	<1	<0.050	<0.050	*ns*	*ns*	*ns*	<0.050 J	*ns*	*ns*	*DE*
Nitrate-Nitrogen (mg/L)	10	na	*ns*	**0.32**	*ns*	<0.5	<0.050	<0.050	*ns*	*ns*	*ns*	<0.050 J	*ns*	*ns*	*DE*
Sulfate, as SO4 (mg/L)	500	na	*ns*	*ns*	*ns*	**1.3**	**2.0**	**9.3**	**6.3**	**16**	**3.8**	**4.4**	*ns*	*ns*	*DE*
Total Organic Carbon (mg/L)	na	na	*ns*	**22**	*ns*	**44**	**38**	**29**	**54**	**31**	**43**	**21**	*ns*	*ns*	*DE*
Carbon Dioxide (mg/L)	na	na	*ns*	*ns*	*ns*	**340**	*ns*	**320**	**380**	**330**	**340**	**300**	*ns*	*ns*	*DE*
Volatile Fatty Acids (mg/L)															
Acetic acid	na	na	*ns*	<1	*ns*	<1	*ns*	<1.0	<1.0	*ns*	<1.0 UJ	*ns*	*ns*	*ns*	*DE*
Butyric acid	na	na	*ns*	<1	*ns*	<1	*ns*	<1.0	<1.0	*ns*	<1.0 UJ	*ns*	*ns*	*ns*	*DE*
Lactic acid and HIBA	na	na	*ns*	<25	*ns*	<25	*ns*	<25.0	<25.0	*ns*	<25.0 UJ	*ns*	*ns*	*ns*	*DE*
Pentanoic acid	na	na	*ns*	*ns*	*ns*	*ns*	*ns*	*ns*	*ns*	*ns*	*ns*	*ns*	*ns*	*ns*	*DE*
Propionic acid	na	na	*ns*	<1	*ns*	<1	*ns*	<1.0	<1.0	*ns*	<1.0 UJ	*ns*	*ns*	*ns*	*DE*
Pyruvic acid	na	na	*ns*	<10	*ns*	<10	*ns*	<10.0	<10.0	*ns*	<10.0 UJ	*ns*	*ns*	*ns*	*DE*
MNA - Field Screening															
pH (SU)	na	na	*ns*	**6.48**	*ns*	**6.39**	**6.91**	**6.21**	**6.1**	**6.3**	**6.6**	**6.2**	**6.3**	**6.4**	*DE*
ORP (mV)	na	na	*ns*	**300**	*ns*	**-46**	**-106.2**	**-58.6**	**-56**	**-64**	**-76**	**2**	**-65**	**-34**	*DE*
Specific Conductance (µS/cm)	na	na	*ns*	**645**	*ns*	**509**	**720**	**720**	**780**	**675**	**671**	**597**	**456**	**574**	*DE*
Dissolved Oxygen (mg/L)	na	na	*ns*	**0.5**	*ns*	**3.2**	**0.2**	**0.47**	**0.6**	**0.9**	**1.4**	**2.4**	<0.5	**0.6**	*DE*
Turbidity (ntu)	na	na	*ns*	**16.6**	*ns*	**5.9**	**51.9**	**6.18**	<1	**5**	**1**	<5	<5	<5	*DE*
Temperature (°C)	na	na	*ns*	---	*ns*	---	---	**13**	**6**	**12**	**11**	**12**	**12**	**10**	*DE*
Ferrous Iron (mg/L)	na	na	*ns*	*ns*	*ns*	*ns*	*ns*	*ns*	**1.01**	**2.74**	**1.68**	*ns*	*ns*	*ns*	*DE*
Nitrate (mg/L)	na	na	*ns*	*ns*	*ns*	*ns*	*ns*	*ns*	*ns*	**0.1**	**0.4 J***	*ns*	*ns*	*ns*	*DE*

TABLE B2
SUMMARY OF HISTORICAL DETECTED COMPOUNDS IN DECOMMISSIONED WELLS - MNA PARAMETERS
Troy Mills Landfill Superfund Site
Troy, New Hampshire

Monitoring Well ID			TRY_MW-201M												TRY_MW-201P		
Geological Unit of Well Screen			Overburden (Decommissioned)												Overburden (Decommissioned)		
Sampling Event Date	NH AGQS	ROD ICL	Aug-04	Oct-05	Jun-06	Dec-06	May-07	May-07 DUP	Jun-08	Dec-08	Jun-09	Oct-09	Jun-11	Jun-13	Nov-14	Jun-11	Jun-13 [2]	Nov-14
MNA - Laboratory																		
Methane (µg/L)	na	na	*ns*	*ns*	*ns*	**160**	**160**	**140**	**310**	**550**	**510**	**610**	**850**	*ns*	*DE*	**2,200**	*ns*	*DE*
Ethane (µg/L)	na	na	*ns*	*ns*	*ns*	<10	<10	<10	**0.019**	**0.029**	**0.025 J**	**0.026**	**0.025 J**	*ns*	*DE*	**0.043**	*ns*	*DE*
Ethene (µg/L)	na	na	*ns*	*ns*	*ns*	<10	<10	<10	**0.094**	**0.130**	**0.140**	**0.170**	**0.160**	*ns*	*DE*	**0.160**	*ns*	*DE*
Alkalinity (mg/L)	na	na	*ns*	**130**	*ns*	**136**	*ns*	*ns*	**140**	**143**	**156**	**160**	**177**	*ns*	*DE*	**116**	*ns*	*DE*
Chloride (mg/L)	na	na	*ns*	**0.83**	*ns*	<3.0	**3**	**3**	<3.0	<3.0	<3.0	<3.0	**3.5**	*ns*	*DE*	**3.4**	*ns*	*DE*
Nitrite-Nitrogen (mg/L)	1	na	*ns*	<0.03	*ns*	<0.50	<0.050	<0.050	<0.050	<0.050	*ns*	*ns*	<0.05	*ns*	*DE*	<0.050	*ns*	*DE*
Nitrate+Nitrite-Nitrogen (mg/L)	na	na	*ns*	*ns*	*ns*	<0.10	<0.050	<0.050	<0.050	<0.050	*ns*	*ns*	<0.05	*ns*	*DE*	<0.050 J	*ns*	*DE*
Nitrate-Nitrogen (mg/L)	10	na	*ns*	<0.050	*ns*	<0.50	<0.050	<0.050	<0.050	<0.050	*ns*	*ns*	<0.05	*ns*	*DE*	<0.050 J	*ns*	*DE*
Sulfate, as SO4 (mg/L)	500	na	*ns*	*ns*	*ns*	**7.0**	**7.0**	**8.0**	**6.4**	**7.2**	**6.7**	**6.2**	**6.3**	*ns*	*DE*	**5.9**	*ns*	*DE*
Total Organic Carbon (mg/L)	na	na	*ns*	**0.9**	*ns*	**5.0**	**6.8**	**6.2**	**3.7**	**5.5**	**4.6**	**8.8**	**1.4**	*ns*	*DE*	**3.9**	*ns*	*DE*
Carbon Dioxide (mg/L)	na	na	*ns*	*ns*	*ns*	**35**	*ns*	*ns*	**31**	**43**	**46**	**57**	**53**	*ns*	*DE*	**110**	*ns*	*DE*
Volatile Fatty Acids (mg/L)																		
Acetic acid	na	na	*ns*	*ns*	*ns*	<1	*ns*	*ns*	<1.0	<1.0	*ns*	<1.0 UJ	*ns*	*ns*	*DE*	*ns*	*ns*	*DE*
Butyric acid	na	na	*ns*	<1	*ns*	<1	*ns*	*ns*	<1.0	<1.0	*ns*	<1.0 UJ	*ns*	*ns*	*DE*	*ns*	*ns*	*DE*
Lactic acid and HIBA	na	na	*ns*	<25	*ns*	<25	*ns*	*ns*	<25.0	<25.0	*ns*	**2.5 J**	*ns*	*ns*	*DE*	*ns*	*ns*	*DE*
Pentanoic acid	na	na	*ns*	*ns*	*ns*	*ns*	*ns*	*ns*	*ns*	*ns*	*ns*	*ns*	*ns*	*ns*	*DE*	*ns*	*ns*	*DE*
Propionic acid	na	na	*ns*	<1	*ns*	<1	*ns*	*ns*	<1.0	<1.0	*ns*	<1.0 UJ	*ns*	*ns*	*DE*	*ns*	*ns*	*DE*
Pyruvic acid	na	na	*ns*	<10	*ns*	<10	*ns*	*ns*	<10.0	<10.0	*ns*	<10.0 UJ	*ns*	*ns*	*DE*	*ns*	*ns*	*DE*
MNA - Field Screening																		
pH (SU)	na	na	*ns*	**6.93**	*ns*	**6.98**	**6.82**	*ns*	**6.69**	**6.9**	**6.9**	**7.0**	**6.8**	**6.7**	*DE*	**6.2**	*ns*	*DE*
ORP (mV)	na	na	*ns*	**107.1**	*ns*	**-110.9**	**-96**	*ns*	**-92.4**	**-106**	**-89**	**-81**	**-86**	**-89**	*DE*	**2**	*ns*	*DE*
Specific Conductance (µS/cm)	na	na	*ns*	**502**	*ns*	**204**	**198**	*ns*	**291**	**316**	**333**	**349**	**361**	**435**	*DE*	**269**	*ns*	*DE*
Dissolved Oxygen (mg/L)	na	na	*ns*	**0.2**	*ns*	**0.3**	**3.5**	*ns*	**0.43**	**0.3**	**0.8**	**0.3**	<0.5	**0.6**	*DE*	**1.5**	*ns*	*DE*
Turbidity (ntu)	na	na	*ns*	**0.2**	*ns*	**0.9**	**>1100**	*ns*	**6.47**	**19**	**6**	**2**	**6**	<5	*DE*	**<5**	*ns*	*DE*
Temperature (°C)	na	na	*ns*	---	*ns*	---	---	*ns*	**14**	**9**	**11**	**10**	**10**	**11**	*DE*	**11**	*ns*	*DE*
Ferrous Iron (mg/L)	na	na	*ns*	*ns*	*ns*	*ns*	*ns*	*ns*	*ns*	**3.42**	**1.10**	**0.44**	*ns*	*ns*	*DE*	*ns*	*ns*	*DE*
Nitrate (mg/L)	na	na	*ns*	*ns*	*ns*	*ns*	*ns*	*ns*	*ns*	*ns*	**0.2**	**2.3 J***	*ns*	*ns*	*DE*	*ns*	*ns*	*DE*

TABLE B2
SUMMARY OF HISTORICAL DETECTED COMPOUNDS IN DECOMMISSIONED WELLS - MNA PARAMETERS
Troy Mills Landfill Superfund Site
Troy, New Hampshire

Monitoring Well ID / Geological Unit of Well Screen / Sampling Event Date	NH AGQS	ROD ICL	TRY_MW-202S Overburden (Decommissioned)													
			Aug-04	Oct-05	Jun-06	Dec-06	May-07	Jun-08	Dec-08	Jun-09	Jun-09 DUP	Oct-09	Jun-11	Jun-13	Nov-14	Jun-15
MNA - Laboratory																
Methane (µg/L)	na	na	*ns*	*ns*	*ns*	*ns*	*ns*	*ns*	*ns*	**2.2**	*ns*	*ns*	*ns*	*ns*	*ns*	*DE*
Ethane (µg/L)	na	na	*ns*	*ns*	*ns*	*ns*	*ns*	*ns*	*ns*	**0.130**	*ns*	*ns*	*ns*	*ns*	*ns*	*DE*
Ethene (µg/L)	na	na	*ns*	*ns*	*ns*	*ns*	*ns*	*ns*	*ns*	**0.076**	*ns*	*ns*	*ns*	*ns*	*ns*	*DE*
Alkalinity (mg/L)	na	na	*ns*	*ns*	*ns*	*ns*	*ns*	*ns*	*ns*	**129**	*ns*	*ns*	*ns*	*ns*	*ns*	*DE*
Chloride (mg/L)	na	na	*ns*	*ns*	*ns*	*ns*	*ns*	*ns*	*ns*	<3.0	*ns*	*ns*	*ns*	*ns*	*ns*	*DE*
Nitrite-Nitrogen (mg/L)	1	na	*ns*	*ns*	*ns*	*ns*	*ns*	*ns*	*ns*	*ns*	*ns*	*ns*	*ns*	*ns*	*ns*	*DE*
Nitrate+Nitrite-Nitrogen (mg/L)	na	na	*ns*	*ns*	*ns*	*ns*	*ns*	*ns*	*ns*	*ns*	*ns*	*ns*	*ns*	*ns*	*ns*	*DE*
Nitrate-Nitrogen (mg/L)	10	na	*ns*	*ns*	*ns*	*ns*	*ns*	*ns*	*ns*	*ns*	*ns*	*ns*	*ns*	*ns*	*ns*	*DE*
Sulfate, as SO4 (mg/L)	500	na	*ns*	*ns*	*ns*	*ns*	*ns*	*ns*	*ns*	**14**	*ns*	*ns*	*ns*	*ns*	*ns*	*DE*
Total Organic Carbon (mg/L)	na	na	*ns*	*ns*	*ns*	*ns*	*ns*	*ns*	*ns*	**3.0**	*ns*	*ns*	*ns*	*ns*	*ns*	*DE*
Carbon Dioxide (mg/L)	na	na	*ns*	*ns*	*ns*	*ns*	*ns*	*ns*	*ns*	**49**	*ns*	*ns*	*ns*	*ns*	*ns*	*DE*
Volatile Fatty Acids (mg/L)																
Acetic acid	na	na	*ns*	*ns*	*ns*	*ns*	*ns*	*ns*	*ns*	*ns*	*ns*	*ns*	*ns*	*ns*	*ns*	*DE*
Butyric acid	na	na	*ns*	*ns*	*ns*	*ns*	*ns*	*ns*	*ns*	*ns*	*ns*	*ns*	*ns*	*ns*	*ns*	*DE*
Lactic acid and HIBA	na	na	*ns*	*ns*	*ns*	*ns*	*ns*	*ns*	*ns*	*ns*	*ns*	*ns*	*ns*	*ns*	*ns*	*DE*
Pentanoic acid	na	na	*ns*	*ns*	*ns*	*ns*	*ns*	*ns*	*ns*	*ns*	*ns*	*ns*	*ns*	*ns*	*ns*	*DE*
Propionic acid	na	na	*ns*	*ns*	*ns*	*ns*	*ns*	*ns*	*ns*	*ns*	*ns*	*ns*	*ns*	*ns*	*ns*	*DE*
Pyruvic acid	na	na	*ns*	*ns*	*ns*	*ns*	*ns*	*ns*	*ns*	*ns*	*ns*	*ns*	*ns*	*ns*	*ns*	*DE*
MNA - Field Screening																
pH (SU)	na	na	*ns*	*ns*	*ns*	*ns*	*ns*	*ns*	*ns*	*ns*	*ns*	*ns*	*ns*	*ns*	*ns*	*DE*
ORP (mV)	na	na	*ns*	*ns*	*ns*	*ns*	*ns*	*ns*	*ns*	*ns*	*ns*	*ns*	*ns*	*ns*	*ns*	*DE*
Specific Conductance (µS/cm)	na	na	*ns*	*ns*	*ns*	*ns*	*ns*	*ns*	*ns*	*ns*	*ns*	*ns*	*ns*	*ns*	*ns*	*DE*
Dissolved Oxygen (mg/L)	na	na	*ns*	*ns*	*ns*	*ns*	*ns*	*ns*	*ns*	*ns*	*ns*	*ns*	*ns*	*ns*	*ns*	*DE*
Turbidity (ntu)	na	na	*ns*	*ns*	*ns*	*ns*	*ns*	*ns*	*ns*	*ns*	*ns*	*ns*	*ns*	*ns*	*ns*	*DE*
Temperature (°C)	na	na	*ns*	*ns*	*ns*	*ns*	*ns*	*ns*	*ns*	*ns*	*ns*	*ns*	*ns*	*ns*	*ns*	*DE*
Ferrous Iron (mg/L)	na	na	*ns*	*ns*	*ns*	*ns*	*ns*	*ns*	*ns*	**0.05**	*ns*	*ns*	*ns*	*ns*	*ns*	*DE*
Nitrate (mg/L)	na	na	*ns*	*ns*	*ns*	*ns*	*ns*	*ns*	*ns*	**0.8**	*ns*	*ns*	*ns*	*ns*	*ns*	*DE*

TABLE B2
SUMMARY OF HISTORICAL DETECTED COMPOUNDS IN DECOMMISSIONED WELLS - MNA PARAMETERS
Troy Mills Landfill Superfund Site
Troy, New Hampshire

Monitoring Well ID / Geological Unit of Well Screen / Sampling Event Date	NH AGQS	ROD ICL	TRY_MW-601S Overburden (Decommissioned)													
			Aug-04	Oct-05	Jun-06	Dec-06	May-07	Jun-08	Dec-08	Jun-09	Jun-09 DUP	Oct-09	Jun-11	Jun-13	Nov-14	Jun-15
MNA - Laboratory																
Methane (µg/L)	na	na	*ns*	*ns*	*ns*	**800**	**380**	**1,200**	**1,400**	**1,700**	*ns*	**1,700**	**1,200**	*ns*	*ns*	*DE*
Ethane (µg/L)	na	na	*ns*	*ns*	*ns*	<10	<10	**0.070**	**0.065**	**0.054**	*ns*	**0.045**	**0.009 J**	*ns*	*ns*	*DE*
Ethene (µg/L)	na	na	*ns*	*ns*	*ns*	<10	<10	**0.074**	**0.069**	**0.042**	*ns*	**0.046**	**0.021 J**	*ns*	*ns*	*DE*
Alkalinity (mg/L)	na	na	*ns*	*ns*	*ns*	**52.6**	*ns*	**105**	**78.0**	**75.4**	*ns*	**59.2**	**77.1**	*ns*	*ns*	*DE*
Chloride (mg/L)	na	na	*ns*	**1.1**	*ns*	**34**	**23**	**8.8**	**5.2**	<3.0	*ns*	<3.0	<3.0	*ns*	*ns*	*DE*
Nitrite-Nitrogen (mg/L)	1	na	*ns*	<0.03	*ns*	<0.050	<0.05	<0.050	<0.050	*ns*	*ns*	*ns*	<0.050	*ns*	*ns*	*DE*
Nitrate+Nitrite-Nitrogen (mg/L)	na	na	*ns*	*ns*	*ns*	**3.7**	**6.2**	<0.050	**0.36**	*ns*	*ns*	*ns*	<0.050	*ns*	*ns*	*DE*
Nitrate-Nitrogen (mg/L)	10	na	*ns*	<0.02	*ns*	**3.7**	**6.2**	<0.050	**0.35**	*ns*	*ns*	*ns*	<0.050	*ns*	*ns*	*DE*
Sulfate, as SO4 (mg/L)	500	na	*ns*	*ns*	*ns*	**5**	**8**	**29**	**64**	**71**	*ns*	**75**	**43**	*ns*	*ns*	*DE*
Total Organic Carbon (mg/L)	na	na	*ns*	**3.2**	*ns*	**10**	**16**	**11**	**19**	**12**	*ns*	<0.50	**4**	*ns*	*ns*	*DE*
Carbon Dioxide (mg/L)	na	na	*ns*	*ns*	*ns*	**320**	*ns*	**300**	**320**	**250**	*ns*	**260**	**230**	*ns*	*ns*	*DE*
Volatile Fatty Acids (mg/L)																
Acetic acid	na	na	*ns*	<1	*ns*	<1	*ns*	<1.0	<1.0	*ns*	*ns*	<1.0 UJ	*ns*	*ns*	*ns*	*DE*
Butyric acid	na	na	*ns*	<1	*ns*	<1	*ns*	<1.0	<1.0	*ns*	*ns*	<1.0 UJ	*ns*	*ns*	*ns*	*DE*
Lactic acid and HIBA	na	na	*ns*	<25	*ns*	<25	*ns*	<25.0	<25.0	*ns*	*ns*	<25.0 UJ	*ns*	*ns*	*ns*	*DE*
Pentanoic acid	na	na	*ns*	*ns*	*ns*	*ns*	*ns*	*ns*	*ns*	*ns*	*ns*	*ns*	*ns*	*ns*	*ns*	*DE*
Propionic acid	na	na	*ns*	<1	*ns*	<1	*ns*	<1.0	<1.0	*ns*	*ns*	**0.6 J**	*ns*	*ns*	*ns*	*DE*
Pyruvic acid	na	na	*ns*	<10	*ns*	<10	*ns*	<10.0	<10.0	*ns*	*ns*	<10.0 UJ	*ns*	*ns*	*ns*	*DE*
MNA - Field Screening																
pH (SU)	na	na	*ns*	**5.61**	*ns*	**5.5**	**5.4**	**5.60**	*ns*	**5.8**	*ns*	**6.0**	**5.6**	**5.6**	**5.5**	*DE*
ORP (mV)	na	na	*ns*	**336**	*ns*	**208.8**	**228**	**321.6**	*ns*	**203**	*ns*	**108**	**203**	**208**	**116**	*DE*
Specific Conductance (µS/cm)	na	na	*ns*	**224**	*ns*	**190**	**259**	**255**	*ns*	**283**	*ns*	**279**	**224**	**199**	**163**	*DE*
Dissolved Oxygen (mg/L)	na	na	*ns*	**0.2**	*ns*	**0.5**	**5.2**	**2.72**	*ns*	**0.9**	*ns*	**0.3**	<0.5	<0.5	<0.5	*DE*
Turbidity (ntu)	na	na	*ns*	**0.2**	*ns*	**0.3**	**271.0**	**16.9**	*ns*	**1**	*ns*	<1	<5	<5	<5	*DE*
Temperature (°C)	na	na	*ns*	---	*ns*	---	---	**14**	*ns*	**10**	*ns*	**10**	**12**	**10**	**10**	*DE*
Ferrous Iron (mg/L)	na	na	*ns*	*ns*	*ns*	*ns*	*ns*	*ns*	**0.12**	**0.11**	*ns*	**0.07**	*ns*	*ns*	*ns*	*DE*
Nitrate (mg/L)	na	na	*ns*	*ns*	*ns*	*ns*	*ns*	*ns*	*ns*	**0.3**	**0.4**	**0.1 J***	*ns*	*ns*	*ns*	*DE*

TABLE B2
SUMMARY OF HISTORICAL DETECTED COMPOUNDS IN DECOMMISSIONED WELLS - MNA PARAMETERS
Troy Mills Landfill Superfund Site
Troy, New Hampshire

TABLE KEY:
AGQS = Ambient Groundwater Quality Standards included in Env-Or 600 - Contaminated Site Management (Env-Or 603.3)
ROD ICL = Record of Decision, Interim Cleanup Levels
MNA = Monitored Natural Attenuation
na = no standard applies.
ns = not sampled.
ns/ir = insufficient recharge well, field parameters were not collected
< = analyte not detected above the laboratory or field reporting limit
ORP = Oxidation Reduction Potential
µg/L = micrograms per Liter
mg/L = milligrams per Liter
SU = Standard Units
mV = milliVolts
µS/cm = micro Siemens per centimeter
ntu = Nephelometric Turbidity Units
^{o}C = degrees Celsius
J = estimated concentration qualified by the laboratory (NHDPHS, EPA, or Microseeps) or by the Environmental Data Services (third party data validation), see laboratory report for explanation
J* = estimated field measurement qualified by GZA due to end of day calibration check issues or failure of parameter to stabilize, or estimated concentration qualified by GZA due to observed field conditions
UJ = the compound was analyzed for, but not detected, the associated numerical value is the estimated sample quantitation limit. UJ is used for data qualified by Environmental Data Services.
DE = well decommissioned

GENERAL NOTES:
1. Refer to historical reports for the sampling equipment used during each sampling round.
2. **Bold** indicates that the concentration was detected above the laboratory reporting detection limit. Shading indicates that the concentration exceeds the AGQS.
3. The low-flow field screening parameter readings reported represent the last round of readings prior to sample collection.

SPECIFIC NOTES:
1. Well TRY_MW-101 was sampled during fall 2014 prior to being decommissioned.
2. Well TRY_MW-201P had LNAPL observed during the June 2013 groundwater level round; therefore, it was not sampled during the monitoring round.

Appendix C – Conceptual Site Model

The Conceptual Site Model (CSM) has been prepared to provide a summary of Site geology, hydrogeology, known sources of contamination, contaminant migration pathways, and potential receptors. The content of this CSM has been prepared relying on the historical investigation, remedial action, and monitoring reports prepared over the years by GZA and various other consultants. The specific statements made in some cases are directly from historical documents and in some cases are refined opinions based upon the recent work of GZA. Refer to **Section 2.0** in the main report for the Site description and background information relative to the Site history and remedial activities.

GEOLOGY

The Site is situated on the eastern side of the stream valley encompassing Rockwood Brook. Both the ground surface and the bedrock surface slope downward toward the west and Rockwood Brook.

OVERBURDEN STRATIGRAPHY

According to the 2005 Remedial Investigation[1] (RI) the Troy Mills Landfill Superfund Site (Site) is underlain by fill material and three stratigraphic units: sand, ablation till, and lodgment till. The Site has as much as 30 feet of landfill refuse and cover soils. In areas to the west of the access road that were not used for waste disposal, the upper soils consist of a layer, typically less than 6 feet in thickness, of light brown, fine to medium sand, with little to trace amounts of silt and gravel, reportedly from a glaciofluvial deposit that was largely mined and removed from the Site prior to landfilling.

The underlying ablation till consists of dense to very dense gray and brown sand, gravel, and silt with few to some cobbles and boulders. Based on historical investigations, this unit is generally thickest beneath the southwestern part of the former drum disposal area, where it is approximately 40 feet thick and thins toward Rockwood Brook to less than 10 feet thick. It is very thin to absent near the eastern edge of the drum disposal area.

The lodgment till at the Site is a very dense, gray, well graded sandy silt to silty sand with gravel and occasional cobbles and boulders. Based on historical investigations, it is thickest (i.e., greater than 35 feet thick) near Rockwood Brook and thins toward the east, along the eastern edge of the drum disposal area, where bedrock is shallow.

BEDROCK GEOLOGY

According to the Bedrock Geologic Map of New Hampshire,[2] bedrock underlying the Site and Site vicinity generally consists of the Upper part of the Rangeley Formation, which is described in New Hampshire as consisting of rusty-weathering, pelitic schist, metasandstone, and local coarse-grained metasandstone lentils. According to the 2005 RI, bedrock beneath the Site consists of Littleton Formation biotite schist. The schist is described as typically dark gray, hard, and folded with high angle foliation and fractures.

Previous reports by others and hydrostratigraphic modeling for the Site indicate that the bedrock surface slopes downwards from the east to west across the Site, towards Rockwood Brook. Several outcrops are visible near the eastern edge of the Site.

[1] "Final Remedial Investigation, Troy Mills Landfill Superfund Site, Troy, New Hampshire," Metcalf & Eddy, September 2005.

[2] "Bedrock Geologic Map of New Hampshire," Lyons, J.B., Bothner, W.A., Moench, R.H., and Thompson, J.B. 1997.

SUMMARY OF HYDROGEOLOGY

SURFACE WATER HYDROLOGY

The Site is located within the Rockwood Brook drainage basin, a subbasin of the Ashuelot River basin. A wetland and Rockwood Brook border a portion of the western side of the Site. Rockwood Brook flows south to north and continues downstream to Sand Dam Pond, a recreational area located approximately 1 mile north of the Site.

OVERBURDEN GROUNDWATER FLOW

The 2005 RI reports two groundwater flow systems are present at the Site, including overburden and bedrock systems. The overburden groundwater flow system is inclusive of the sand and till units, with depth to groundwater generally ranging from about 5 to 35 feet below ground surface. Groundwater flow in the overburden is to the west or northwest, toward Rockwood Brook (**Figure 2**).

According the United States Geological Survey (USGS) report entitled *Geohydrology and Water Quality of Stratified-Drift Aquifers in the Lower Connecticut River Basin, Southwestern New Hampshire*,[3] the wetland on the Site is located within a stratified-drift aquifer within or beneath glacial lake-bottom deposits with a transmissivity of less than 100 square feet per day. The 2005 RI indicates the hydraulic conductivity ranges from 0.004 feet to 2 feet per day in the till and is approximately 0.4 feet per day in the stratified sand layer. Reportedly, the effective porosity is approximately 0.3 and the groundwater flow velocity is approximately 55 to 95 feet per year.

FRACTURED BEDROCK GROUNDWATER FLOW

Historical water level measurements from bedrock wells along a northwest transect across the Site (TRY_MW-701, TRY_MW-602B, TRY_MW-108 (decommissioned), TRY_M-7D, and TRY_MW-702D) suggest that bulk groundwater flow direction in bedrock is toward the west/northwest consistent with that observed in overburden groundwater.

Groundwater flow within the fractured bedrock occurs along fractures that are likely not fully orthogonal to the estimated hydraulic head contours. Consequently, the direction of groundwater flow may vary locally from the bulk direction flow inferred from the estimated hydraulic head contours.

Packer tests performed during the 2005 RI indicated the hydraulic conductivity values ranged from 0.002 to 0.13 feet per day within bedrock.

VERTICAL COMPONENT OF GROUNDWATER FLOW

Historical water level measurements collected from the well couplets located on the Site generally indicate the presence of downward vertical components of the hydraulic head gradient with the exception of wells near the edge of the wetland surrounding Rockwood Brook. Wells near the wetland indicate an upward vertical gradient consistent with discharge of groundwater to the wetland area and Rockwood Brook.

[3] "Geohydrology and Water Quality of Stratified-Drift Aquifers in the Lower Connecticut River Basin, Southwestern New Hampshire," USGS, 1994.

POTENTIAL SOURCES AND SPATIAL EXTENT OF SITE CONTAMINATION

COCS

The 2005 Record of Decision[4] (ROD)-specified contaminants of concern (COCs) include: DEHP in leachate; manganese in wetland soil; and various volatile organic compounds (VOCs), semi-volatile organic compounds (SVOCs) and metals in the groundwater as summarized in the following table.

Contaminants of Concern	CAS No.	ROD ICLs (µg/L)	NH AGQS (µg/L)
Groundwater			
1,4 Dioxane	123-91-1	3	0.32
Benzene	71-43-2	5	5
Tetrachloroethene (PCE)	127-18-4	5	5
Trichloroethene (TCE)	79-01-6	5	5
Vinyl Chloride	75-01-4	2	2
Benzo(a)pyrene	50-32-8	0.2	0.2
benzo(b)fluoranthene	205-99-2	0.1 *	0.1
bis(2-Ethylhexyl)phthalate (Di[2-Ethylhexy])phthalate) (DEHP)	117-81-7	6	6
Dibenzo(a,h)anthracene	53-70-3	0.1 *	0.1
Pentachlorophenol	87-86-5	1	1
1,2,4-Trimethylbenzene	95-63-6	330 *	330
1,3,5-Trimethylbenzene	108-67-8	330 *	330
2-Butanone (Methyl Ethyl Ketone) (MEK)	78-93-3	4,000 *	4,000
P-Isopropyltoluene (4- Isopropyltoluene)	99-87-6	260 *	260
cis-1,2 Dichloroethene	156-59-2	70	70
n-Butylbenzene	104-51-8	260 *	260
n-Propylbenzene	103-65-1	260 *	260
Tetrahydrofuran (THF)	109-99-9	154	600
Toluene	108-88-3	1,000	1,000
Naphthalene	91-20-3	20	100
Arsenic	7440-38-2	10	10
Boron	7440-42-8	620	620
Manganese	7439-96-5	300	840
Leachate			
bis(2-Ethylhexyl)phthalate (Di [2-Ethylhexy])phthalate) (DEHP)	117-81-7	40	6

Notes:

ROD ICLs = Interim Cleanup Levels found in the ROD
AGQS = New Hampshire Ambient Groundwater Quality Standards
µg/L = micrograms per liter
* ROD Explanation of Significant Differences (ESD) March 2014 increased the ICLs to match the AGQS.
The AGQS for Tetrahydrofuran changed from 154 µg/L to 600 µg/L in June 2015; the AGQS for naphthalene and 1,4-dioxane changed from 20 µg/L to 100 µg/L and from 3 µg/L to 0.32 µg/L, respectively, in September 2018.

[4] "Record of Decision, Troy Mills Landfill Superfund Site, Troy, New Hampshire," Metcalf & Eddy and AECOM, September 2005.

The ROD did not identify COCs for surface water and sediment in Rockwood Brook.

Other Site Contaminants

Per- and polyfluoroalkyl substances (PFAS) are emerging contaminants. Data collected during the 2018 sampling round indicated the presence of PFAS compounds as a newly identified Site contaminant.

POTENTIAL SOURCES OF CONTAMINATION

Contamination at the Site is attributed to the historical disposal of drummed wastes generated from vinyl casting, vinyl laminating, and foam rubber processes. The solids and liquids reportedly contained plasticizers, vinyl resins, pigments, top coating products, and industrial organic and commercial solvents. Burial of the drummed waste ceased in 1978, but the landfill continued to operate under a State solid waste permit until December 2001.

The 2-acre former drum disposal area is identified as the primary source area; however, the head of the current plume appears to emanate from just north of the former drum disposal area between wells MW-802 and MW-205/MW-803. An unexcavated drum was observed in the triangular area between wells MW-205, MW-803, and MW-804 during the 2017 supplemental source area investigation.

The solid waste landfill may provide an additional source of contamination for certain COCs and contaminants of interest.

DISTRIBUTION OF COCS IN SOIL

During the RI, 22 soil samples were collected from 11 borings (SB-02 to SB-12) around the perimeter of the former drum disposal area. One location, SB-02, had detections of DEHP that exceeded the New Hampshire S-3 soil standard included in the Risk Characterization Management Policy (RCMP). VOCs and other SVOCs were also detected in various soil samples, but did not exceed the S-3 soil standard or the soil to groundwater leaching criteria.

According to the RI, some of the soils removed during the excavation of the former drum disposal area were backfilled into the excavation. The backfilled soils were later sampled for characterization and two additional excavations were performed to remove soils with detected concentrations exceeding S-3 and leaching criteria. Follow-up sampling resulted in "*no criteria exceedances*" for the soil in the excavation.

During the 2017 supplemental source investigation, a soil sample was collected from apparently impacted soil in TRY_TP-3 located between monitoring wells TRY_MW-205, TRY_MW-803, and TRY_MW-804. VOCs detected in the soil sample did not exceed regulatory standards. The detected concentration of DEHP exceeded the New Hampshire Soil Remediation Standards (SRS)[5] of 72 milligrams per kilogram (mg/kg); however, the concentrations were below the RCMP S-3 value of 2,300 mg/kg used during EPA's removal action (i.e., drum removal and soil excavation remediation program). There is currently no leaching-based soil value for DEHP included in the RCMP due to the presumed negligible contaminant migration potential for the contaminant. The S-3 value for DEHP of 2,300 mg/kg is a direct contact risk-based value that is designed to be protective of human exposure based on limited accessibility, frequency, and intensity of Site usage as the soils at the Site are below an engineered cap and access is limited.

[5] SRS are included in the New Hampshire Code of Administrative Rules Env-Or 600 Contaminated Site Management.

DISTRIBUTION OF COCS IN GROUNDWATER

VOCs and SVOCs

The VOC and SVOC contaminant plume originates just north of the former drum disposal area and trends to the west and northwest, along the direction of groundwater flow. The primary SVOC detected in Site groundwater is DEHP. VOCs in the plume generally consist of petroleum-related compounds. A deeper plume of chlorinated VOCs (cVOCs) has been observed in some of the deep overburden monitoring wells along a similar axis to the upper plume; however, detected concentrations of cVOCs have generally decreased to below regulatory standards.

1,4-Dioxane has been detected in various wells across the Site and appears to have sources in both the VOC/SVOC source area and in the solid waste landfill.

Metals

Concentrations of manganese exceeding regulatory standards have been detected in monitoring wells throughout the Site and appear to be associated with reducing groundwater geochemical conditions promoted by the solid waste landfill and degradation of VOCs.

Other metals of concern have not generally been detected at concentrations exceeding regulatory standards.

PFAS

Based on current, limited data, the PFAS compound perfluorooctanoic acid (PFOA) appears to be relatively common across the Site at concentrations exceeding AGQS.

DISTRIBUTION OF CONTAMINANTS IN LEACHATE

In general, total detected VOC concentrations in the only consistently sampled leachate location (TRY_SW-LEACHATE) have displayed a decreasing trend since 2006 and have primarily consisted of petroleum-related VOCs. DEHP has been sporadically detected at concentrations exceeding the ROD ICL of 6 µg/L at TRY_SW-LEACHATE. The variability of the concentrations of DEHP detected within leachate samples is likely related to the strong tendency of DEHP to adsorb to suspended particulates and matrix particles

DISTRIBUTION OF CONTAMINANTS IN WETLAND SOIL

During the RI, five soil samples were collected from the Rockwood Brook Wetland Study Area and three from an area interpreted as background. None of the detections reported for the background samples exceeded the SRS or the NHDES background concentrations available for some of the metals.

Of the 10 VOCs, nine SVOCs, and 24 metals detected at least once in the soil samples collected from the Wetland Study Area only DEHP and beryllium were detected at concentrations above the SRS. Manganese concentrations reported for all five of the Wetland Study area wetland soil samples were elevated above concentrations detected within the background samples.

For the four wetland soil sampling locations included in the monitoring program since 2006, concentrations of DEHP and manganese exceeding the SRS have been detected fairly consistently at each sampling location.

DISTRIBUTION OF CONTAMINANTS IN SURFACE WATER

Historically, VOCs, SVOCs, and arsenic have not been detected above the laboratory reporting limits at the four surface water sampling locations (TRY_SW-1, TRY_SW-3, TRY_SW-4, and TRY_SW-100) currently included in the monitoring program. Relatively low concentrations of manganese have been detected in samples collected from the surface water; however, currently there is no surface water quality standard established for manganese.

DISTRIBUTION OF CONTAMINANTS IN SEDIMENT

During the RI, five sediment samples were collected from Rockwood Brook in an area hydraulically downgradient from the former drum disposal area, and three reference sediment samples were collected from upstream locations on the west branch of Rockwood Brook. One VOC (acetone), four SVOCs (dibenzofuran, di-n-butylphthalate, fluoranthene, and pyrene), and several metals were detected in the sediment collected from at least one reference sample locations.

Five VOCs (acetone, 1,1-dichloroethane, 2-butanone, 4-isopropyltoluene, and styrene) and nine SVOCs, primarily phthalates, were detected in the samples collected from the downgradient sediment locations. The same metals detected in the reference samples were also detected in the downgradient samples, although a comparison of average concentrations indicated that the downgradient concentrations were slightly higher than reference concentrations.

Concentrations of VOCs and SVOCs have not been detected above laboratory reporting limits within sediment samples collected from TRY_SED-3 since sample collection began in 2006. Sediment sample results are compared to Consensus-based Threshold Effect Concentration (TEC) included in the National Oceanic and Atmospheric Administration (NOAA) Screening Quick Reference Table for Inorganics in Sediment (SQuIRT).[6] Since 2006, none of the metals analyzed for have exceeded the NOAA SQuIRT TEC screen values available, with the exception of mercury during October 2009.

CONTAMINANT FATE AND TRANSPORT

VOCS

The presence, distribution, and persistence of contaminants in the environment are largely dependent upon the chemical-physical properties of the individual compounds. The VOCs detected can be transported and transformed through a variety of transport and biotic/abiotic transformation mechanisms. The transport and transformation mechanisms that dominate vary spatially and temporally and depend on the form of the contamination (i.e., residual light non-aqueous phase liquid, dissolved-phase, and vapor-phase) and the individual contaminant.

- Where residual VOCs exist in the soil within the vadose zone, dissolution, and transport as a solute in infiltrating and percolating precipitation, as well as vapor-phase transport by molecular diffusion, are major mechanisms for residual contaminant removal. These two mechanisms tend to remove VOCs from unsaturated soils. The effectiveness of removal decreases with depth and as the water table is approached;

[6] Buchman, M.F., 2008. NOAA Screening Quick Reference Tables, NOAA OR&R Report 08-1, Seattle, WA, Office of Response and Restoration Division, National Oceanic and Atmospheric Administration.

- Within the saturated zone, the major mechanism for contaminant transport is dissolution into groundwater and transport by advection and hydrodynamic dispersion. The majority of VOCs present at the Site are mobile or highly mobile in the subsurface. Consistent with this model, VOC plumes generally extend downgradient from known source areas; and

- Within the saturated zone, the major mechanism for natural contaminant degradation is biodegradation. Historical data indicates that the cVOC plume has biodegraded over time.

1,4-Dioxane

Important properties of 1,4-dioxane include:

- Miscibility in water;

- Limited tendency to become sorbed to soil particles (low octanol-water coefficient of -0.27 log K_{ow}); and

- Low volatility making it difficult to volatilize (low Henry's Law Constant of 4.80×10^{-6} atmosphere-cubic meters per mole).

1,4-dioxane has a low K_{oc} (soil adsorption coefficient for soil organic matter) and a high solubility and is therefore not highly sorbed to soils. Because of these characteristics, 1,4-dioxane is predominantly found in groundwater.[7] These properties result in 1,4-dioxane being advectively transported in groundwater rapidly compared to most contaminants and making it difficult to remove from groundwater.

Due to the properties of 1,4-dioxane, 1,4-dioxane is anticipated to be transported within groundwater by advection with hydrodynamic dispersion eventually attenuating the concentration to below reporting limits. No significant sorption or transformation are anticipated.

SVOCS

SVOCs are relatively immobile and persistent in the environment and transport is generally governed by adsorption to soil and sediment, especially in high organic materials. The primary SVOC at the Site is DEHP.

DEHP

DEHP has a low aqueous solubility as determined by experimental and theoretical methods. It has a density slightly lower than water, which can result in surface films forming at the water table. Because of this characteristic, sampling equipment passing through a DEHP surface film could contaminate groundwater samples (i.e., analytical results for a groundwater sample may inaccurately reflect high-biased aqueous DEHP results). In an attempt to limit the influence of this potential bias, DEHP-contaminated wells at the Site have been outfitted with dedicated, permanently installed equipment.

In soil, DEHP adsorbs strongly to soil organic matter and is considered to be recalcitrant to biodegradation. In general, contaminated soils in upland portions of the Site do not represent an exposure hazard, as they either presumably reside at depth or are addressed through institutional controls that are maintained through periodic

[7] Mohr, Thomas K.G., 2016. *Environmental Investigation and Remediation: 1,4-dioxane and Other Solvent Stabilizers*, CRC Press.

inspections. In downgradient areas (i.e., local wetlands), DEHP-contaminated sediment that is not subject to the protections described above has been detected during historical monitoring.

When released to water, DEHP preferentially sorbs to soils and suspended particulates due to its hydrophobicity. This characteristic would generally be beneficial in limiting plume extent; however, based on groundwater monitoring data collected at the Site to date, aqueous DEHP exceedances of the AGQS appear to be widespread. This observation may suggest potential bias in these data (e.g., due to film penetration during sampling, as noted above). Alternatively, this may also suggest Site-specific conditions are limiting with respect to sorption capacity (e.g., generally low organic carbon content).

Dissolved DEHP will biodegrade under aerobic conditions, but not in anoxic environments or degrade abiotically. As previously noted, zones of Site groundwater identified as being zones of significant DEHP contamination (i.e., based on reviews of data collected to date) are generally observed as being consistently anoxic to anaerobic. Though it may not be the only viable natural mechanism for removal or destruction of aqueous DEHP mass, these conditions do suggest that the biological degradation rate is likely to be very low and would therefore be unreliable to leverage where significant aqueous mass does exist in Site groundwater.

PFAS

PFAS compounds were first detected at the Site in 2018. PFAS are known to be stable, persistent, and bioacummulative in the environment. Additional investigations would be needed to ascertain the extent and concentrations of these compounds at the Site.

METALS

In soil, metals and metalloids introduced by anthropogenic activities are generally found in one of five conditions:[8]

- Dissolved in soil pore water;
- Occupying exchange sites on inorganic soil constituents;
- Specifically adsorbed on inorganic soil constituents;
- Associated with insoluble soil organic matter; and
- Precipitated as pure or mixed solids.

Manganese is the primary metal of concern detected at the Site. The mobility of manganese is anticipated to increase during the period of natural attenuation of VOCs due to the reducing conditions promoted in groundwater by biodegradation of VOCs. Typically, the mobility of manganese would be anticipated to reduce to background levels following degradation of the Site VOC plumes; however, the landfills also tend to promote reducing conditions in underlying and downgradient groundwater.

[8] EPA, "Ground Water Issue, Behavior of Metals in Soils," dated October 1992.

RECEPTORS TO SITE CONTAMINATION

GROUNDWATER RECEPTORS

According to the New Hampshire Department of Environmental Services (NHDES) online database viewer, OneStop Data Mapper, the closest registered public supply well to the Site is located at the Meadowood Assembly Hall on Bowkerville Road, approximately 1 mile to the east of the Site. There are several private water supply wells in the vicinity of the Site, the closest of which are approximately more than a half mile to the east and southeast of the Site on South Street in Troy and Rantilla Lane in Fitzwilliam.

NHDES collected six samples from vicinity residential wells in 2003 and 2004 to be analyzed for metals and organic compounds. With the exception of lead at one location, suspected to be associated with internal plumbing, there were reportedly no violations of water quality standards at the time. These wells are not anticipated to be located in a downgradient position relative to the Site.

SURFACE WATER RECEPTORS

Rockwood Brook and the associated wetland area are discharge points for groundwater and leachate from the drum disposal area; however, based on historical surface water sampling and current Site concentrations, detectable concentrations of Site contaminants within surface water bodies from potential Site-related discharges are not anticipated.

POTENTIAL VAPOR ENCROACHMENT

Currently, there are no structures within 100 horizontal or vertical feet of concentrations exceeding the NHDES GW-2 groundwater screening levels.[9]

[9] "*Groundwater to Indoor Air Screening Levels, GW-2*" included in NHDES' Vapor Intrusion Guidance Document, dated July 2006, revised February 2013.

Appendix D – EPA Surface Water Screening Levels Memorandum

UNITED STATES ENVIRONMENTAL PROTECTION AGENCY
Region 1
5 Post Office Square, Suite 100
BOSTON, MA 02109-3912

Date: June 22, 2020
From: Paulina Do and Courtney Carroll, Risk Assessors
To: Gerardo Millan-Ramos, Remedial Project Manager
Subject: Site-specific Screening Levels for Surface Water for PFOA, PFOS and PFBS for the Troy Mills Landfill NPL Site

The purpose of this memorandum is to provide site-specific Screening Levels (SL) developed by EPA Region 1 for PFOA, PFOS and PFBS at the Troy Mills Landfill Superfund site, located in Troy, NH. SL were developed for recreational surface water exposure pathway for a child swimmer.

EPA issued final Drinking Water Health Advisories (HAs) for PFOA and PFOS in May 2016. The oral Reference Dose (RfD) for PFOA and PFOS from the HAs was used to develop SLs for recreational surface water use. The final HAs established chronic oral RfD values of 2E-05 mg/kg-day for both PFOA and PFOS (USEPA, 2016a and USEPA, 2016b). PFBS has a chronic oral RfD of 2E-02 mg/kg-day based on an EPA Provisional Peer Reviewed Toxicity Value (PPRTV) (USEPA, 2014a).

Screening Levels are developed as concentrations associated with a Hazard Quotient (HQ) of 0.1. Screening Levels are used to identify chemicals of potential concern in a human health risk assessment. They are set at an HQ of 0.1 at sites that have multiple chemicals to ensure that multiple chemicals contributing to non-cancer risks are included in the risk assessment. If there is only one chemical at a site, it would be appropriate to set the screening level at HQ = 1. If there are multiple chemicals at a site, it is important to screen at an HQ of 0.1 to ensure the cumulative hazard quotient of multiple non-carcinogens is considered.

The site-specific SL and exposure assumptions for recreational surface water use are summarized in Table 1, which is provided as an attachment. The SLs for surface water was calculated with the EPA Regional Screening Level (RSL) calculator[1], which has the ability to calculate SLs for surface water with site-specific parameters. The calculator used the oral RfD of 2E-05 mg/kg-day for PFOA and PFOS, and the oral RfD of 2E-02 mg/kg-day for PFBS (USEPA,

[1] EPA RSL Calculator: https://epa-prgs.ornl.gov/cgi-bin/chemicals/csl_search

2014a). Please note the SLs calculated are based on ingestion exposure since no dermal or inhalation toxicity values for PFOA, PFOS, and PFBS are available. Default exposure assumptions were used in the calculator (USEPA, 2014b), except for site-specific exposure parameters: Event Time (ET), Event Frequency (EV), and Exposure Frequency (EF).

These site-specific exposure values are from the Baseline Human Health Risk Assessment (Metcalf & Eddy Inc., 2005) conducted during the 2005 Remedial Investigation (RI). The exposure values are current and relevant since the RI considered current and future uses, pathways and receptors for the site.

The young child swimmer receptor scenario represented the more conservative scenario. Therefore, the Reasonable Maximum Exposure (RME) values under this condition were selected to calculate the surface water SL for Troy Mills Landfill. A copy of the RSL calculator output is provided.

References

Metcalf & Eddy, Inc. 2005. Final Remediation Investigation, Volume II - Appendix J, Final Baseline Human Health Risk Assessment. Troy Mills Landfill Superfund Site, Troy, New Hampshire. EPA Contract No. 68-W6-0042, EPA Work Assignment No. 160-RICO-019M. Pages 137-141.

USEPA. 2014a. Provisional Peer-Reviewed Toxicity Values for Perfluorobutane Sulfonate CASRN 375-73-5) and Related Compound Potassium Perfluorobutane Sulfonate (CASRN 29420-49-3). U.S. Environmental Protection Agency, Office of Research and Development: Cincinnati, OH.

USEPA. 2014b. Human Health Evaluation Manual, Supplemental Guidance: Update of Standard Default Exposure Factors. U.S. Environmental Protection Agency, Office of Solid Waste and Emergency Response: Washington, DC. OSWER Directive 9200.1-120.

USEPA. 2016a. Drinking Water Health Advisory for Perfluorooctanoic Acid (PFOA). U.S. Environmental Protection Agency, Office of Water: Washington, DC. EPA 822-R-16-005.

USEPA. 2016b. Drinking Water Health Advisory for Perfluorooctane Sulfonate (PFOS). U.S. Environmental Protection Agency, Office of Water: Washington, DC. EPA 822-R-16-004.

Table 1. Recreational Surface Water Screening Levels for PFOA, PFOS, and PFBS for Troy Mills Landfill, Child Swimmer*¥

Receptor	Exposure Route	Exposure Medium	PFOA SL	PFOS SL	PFBS SL	Units	THQ (unitless)	BW (kg)	EF (d/yr)	ET (hrs/event)
Young Child Swimmer	Ingestion	Surface Water	**7.13E-01**	**7.13E-01**	**7.13E+02**	µg/L	0.1	15	64	2

*Screening Levels are calculated using the EPA RSL calculator.

¥ Screening Levels are based on ingestion exposure since there are no dermal or inhalation toxicity values available.

Bold SL

PFOA = Perfluorooctanoic acid

PFOS = Perfluorooctane Sulfonate

PFBS = Perfluorobutane Sulfonate

SL	Screening Level
THQ	Target Hazard Quotient
BW	Body Weight
EF	Exposure Frequency
ET	Expsoure Time
EV	Events
ED	Exposure Duration
IRW	Drinking Water Ingestion Rate
RfD	Reference Dose

EV (events/d)	ED (yr)	IRW (L/d)	RfD (mg/kg-d)	
			PFOA/PFOS	PFBS
1	6	0.12	2.00E-05	2.00E-02

Site-specific
Recreator Equation Inputs for Surface Water

*** Inputted values different from Recreator defaults are highlighted.**

Variable	Recreator Surface Water Default Value	Form-input Value
BW_{0-2} (body weight) kg	15	15
BW_{2-6} (body weight) kg	15	15
BW_{6-16} (body weight) kg	80	0
BW_{16-30} (body weight) kg	80	0
BW_{a} (body weight - adult) kg	80	0
BW_{rec-a} (body weight - adult) kg	80	0
$DFW_{rec-adj}$ (age-adjusted dermal factor) cm^2-event/kg	.	162944
$DFWM_{rec-adj}$ (mutagenic age-adjusted dermal factor) cm^2-event/kg	.	869034.667
ED_{rec} (exposure duration - recreator) years	26	6
ED_{0-2} (exposure duration) years	2	2
ED_{2-6} (exposure duration) years	4	4
ED_{6-16} (exposure duration) years	10	0
ED_{16-30} (exposure duration) years	10	0
ED_{rec-a} (exposure duration - adult) years	20	0
EF_{rec-w} (exposure frequency) days/year	.	64
EF_{2-6} (exposure frequency) days/year	.	64
EF_{6-16} (exposure frequency) days/year	.	0
EF_{16-30} (exposure frequency) days/year	.	0
EF_{rec-a} (adult exposure frequency) days/year	.	0
ET_{0-2} (exposure time) hours/event	.	2
ET_{2-6} (exposure time) hours/event	.	2
ET_{6-16} (exposure time) hours/event	.	0
ET_{16-30} (exposure time) hours/event	.	0
ET_{rec-a} (adult exposure time) hours/event	.	0
EV_{0-2} (events) events/day	.	1
EV_{2-6} (events) events/day	.	1
EV_{6-16} (events) events/day	.	0
EV_{16-30} (events) events/day	.	0
EV_{rec-a} (adult) events/day	.	0

Output generated 18JUN2020:08:36:35

Site-specific
Recreator Equation Inputs for Surface Water

*** Inputted values different from Recreator defaults are highlighted.**

Variable	Recreator Surface Water Default Value	Form-input Value
THQ (target hazard quotient) unitless	0.1	0.1
$IFW_{rec\text{-}adj}$ (age-adjusted water intake rate) L/kg	.	6.144
$IFWM_{rec\text{-}adj}$ (mutagenic age-adjusted water intake rate) L/kg	.	32.768
$IRW_{0\text{-}2}$ (water intake rate) L/hour	0.12	0.12
$IRW_{2\text{-}6}$ (water intake rate) L/hour	0.12	0.12
$IRW_{6\text{-}16}$ (water intake rate) L/hour	0.124	0
$IRW_{16\text{-}30}$ (water intake rate) L/hour	0.0985	0
IRW_{rec} (water intake rate - adult) L/day	0.11	0
$IRW_{rec\text{-}a}$ (water intake rate - adult) L/hr	0.11	0
LT (lifetime - recreator) years	70	70
$SA_{0\text{-}2}$ (skin surface area) cm^2	6365	6365
$SA_{2\text{-}6}$ (skin surface area) cm^2	6365	6365
$SA_{6\text{-}16}$ (skin surface area) cm^2	19652	0
$SA_{16\text{-}30}$ (skin surface area) cm^2	19652	0
SA_{rec} (skin surface area - adult) cm^2	19652	0
$SA_{rec\text{-}a}$ (skin surface area - adult) cm^2	19652	0
Apparent thickness of stratum corneum (cm)	0.001	0.001
TR (target risk) unitless	1.0E-06	1.0E-06

Output generated 18JUN2020:08:36:35

Site-specific

Recreator Regional Screening Levels (RSL) for Surface Water

Key: I = IRIS; P = PPRTV; O = OPP; A = ATSDR; C = Cal EPA; X = PPRTV Screening Level; H = HEAST; D = DWSHA; W = TEF applied; E = RPF applied; G = see user's guide; U = user provided; ca = cancer; nc = noncancer; * = where: nc SL < 100X ca SL; ** = where nc SL < 10X ca SL; SSL values are based on DAF=1; max = ceiling limit exceeded; sat = Csat exceeded.

Chemical	CAS Number	Mutagen?	Volatile?	Chemical Type	Chemical Type	SF_o (mg/kg-day)$^{-1}$	SF_o Ref	RfD (mg/kg-day)	RfD Ref	RfC (mg/m^3)	RfC Ref	RAGSe GIABS (unitless)	K_p (cm/hr)	MW	FA (unitless)	In EPD?
Perfluorobutane sulfonic acid (PFBS)	375-73-5	No	No	Organics	Organics	-		2.00E-02	U	-		1	-	300.1	-	Yes
Perfluorooctane sulfonic acid (PFOS)	1763-23-1	No	No	Organics	Organics	-		2.00E-05	U	-		1	-	500.13	-	
Perfluorooctanoic acid (PFOA)	335-67-1	No	No	Organics	Organics	7.00E-02	U	2.00E-05	U	-		1	-	414.07	-	

$DA_{event\ (ca)}$	$DA_{event\ (nc\ child)}$	$DA_{event\ (nc\ adult)}$	Ingestion SL TR=1E-06 (ug/L)	Dermal SL TR=1E-06 (ug/L)	Carcinogenic SL TR=1E-06 (ug/L)	Ingestion SL (Child) THQ=0.1 (ug/L)	Dermal SL (Child) THQ=0.1 (ug/L)	Noncarcinogenic SL (Child) THQ=0.1 (ug/L)	Ingestion SL (Adult) THQ=0.1 (ug/L)	Dermal SL (Adult) THQ=0.1 (ug/L)	Noncarcinogenic SL (Adult) THQ=0.1 (ug/L)	Screening Level (ug/L)
-	0.0268804	-	-	-	-	7.13E+02	-	7.13E+02	-	-	-	7.13E+02 nc
-	-	-	-	-	-	7.13E-01	-	7.13E-01	-	-	-	7.13E-01 nc
-	-	-	5.94E+01	-	5.94E+01	7.13E-01	-	7.13E-01	-	-	-	7.13E-01 nc

Output generated 18JUN2020:08:36:35

Appendix E – Field Notes from Log Books

040190982009

(34)

4/20/2020 Troy Mills Landfill Superfund Site
Troy, NH

Onsite 0815 - 1715

Weather: Cloudy 40s

Purpose: GW Elevations, Site inspection and set up base camp

Personnel: Matt Bergen (MB) - Note taker
- Megan Murphy (MM)
- Andrew Fournier (AF)

Equipment WL meters

0815 : GZA onsite start unpacking

0830 : Subelt called, they have arrived MB + AF Go get gator at site entrance. Sunbelt has no paperwork due to Covid-19.

- Hold Health and Safety meeting.

0930 - MB and AF start WL round and site inspection. MM setup base camp

1000 - On way to MW-702, talk w/ Al P. (land owner) he said he would unlock gate blocking

4/20/2020 Troy Mills Superfund Site 04.0290982009

the road to the MW-702 series if we wanted but MB said it was ok because G2A couldn't access road any way.

- Inspected signs, only sign missing was "No Tresspassing" sign at North entrance. will replace before leaving site.

1415 Start performing WL readings on locations w/ Hexane decon. MM performed Hexane decon procedure. While AF started this portion of WL. MB cleared extra brush around M-7 series and MW-105 series. MB also went around perimeter (eastern) of site to look for any trails, bc Al P. said he could hear ppl driving ATVs onsite. MB could Not find any access points.

4/20/2020 Troy Mills Landfill Superfund Site 04.0190982009

- MB assisted AF in collecting Final WLs

* All locations w/o dedicated equipment ~~[illegible]~~ MJB 4/20/20 had depth to bottom readings collected.

- Finished Setting up base camp

1715 G2A left and locked gate

MJB
4/20/2020



4/21/2020 Troy Mills Landfill Superfund Site 04.0190982.09
Troy, NH

Onsite 0720 - 1720
Weather: Cloudy Hos, rain in afternoon
Purpose: GW sampling,
Personnel: Matt Bergen (MB) Note taker
Megan Murphy (MM)
Andrew Fournier (AF)
Tanya Justham (TJ)
Equipment: SmarTrol: 643266
MP-10: GZA Troy 1 } Unit #1
WL-meter: GZA Heron
HACH 2100Q: 7787
QED Sample Pro: 12863 (TRY_MW-508X)

0720 GZA arrived onsite, start set up for the day. MM performs cal check on SmarTrolls and HACHs.

0820 TPJ onsite.
While checking HACHs the original Unit 1 HACH did not check out, replaced it w/ the back up.

• Held health and safety meeting.

4-21-2020 Troy Mills Landfill Superfund site 04.0190982.09

0945 Set up on TRY_MW-701
Initial DTW = 551 ft
- While collecting readings flows fluctuated from 62-74 mg/min even though control setting of MP-10 stayed at 30 psi and Fill/discharge at 53/7 seconds pH was also noted to be higher, Past rounds it was around 5.5 standard units currently it read 8.0 standard units.
- There were no other notes.
- All parameters stabalized
- Collected FIELD.Blank-BERGEN for PFAS prior to collecting PFAS sample @ 1135 hrs
- Collected GW sample @ 1135 hrs for PFAS, SVOCs, VOCs ~~1,4-Dioxane~~ MJD 1,4 Dioxane, MN & As.
See low flow sheet for more details.
Water retracted 8-18 inches up sample line while sampling.

04.0190987.09

4-21-2020 Troy Mills Landfill Superfund site

1255 Set up on TRY-MW-508X
Initial depth to water = 4.79 ft
• Installed QED Sample Pro 12863.
DTW after pump install 4.76 ft
modified sample performed
because DTW is below top of
screen (4.77 ft)
Started pump @ 1408 hrs and
could hear air bubbling out
Pulled pump and addressed the
issue, was missing rubber gasket.
Pump back in @ 1438 hrs, New
DTW = 4.69 ft.
- Collected sample @ 1450 hrs
for PFAS, SVOCs, VOCs, 1,4 Dioxane
Mn, + As.
Final DTW = 4.32 ft which is
higher than when started, GW
may be heavily influenced
by rain, It had started raining
while sampling.
Please refer to ~~flat~~ MS low flow
sheets for more details.

04.0190987.09

4/21/2020 Troy Mills Landfill Superfund Site

1600 Back to base camp to check
and process samples make
COCs, MM cal checked equipment
AF cleaned up, TP assisted
with COCs

* TD was onsite to train AF.
in low flow / bladder pump
sampling

1720 GZA left and locked site

MJB 4/21/2020

4/22/2020 Troy Mills Landfill Superfund Site 04.0190927.09
Troy NH

Onsite 0720 hrs - 1800 hrs
Weather: Partly Sunny 30-40s
Purpose: GW sampling
Personnel: Matt Bergen (MB) Note taker
Megan Murphy (MM)
Andrew Fournier (AF)
Tanya Justham (TJ)

~~0720 OZA onsite,~~
MJB ~~set up for the day.~~
4/20/2020 ~~MM + AF deconned Sample Pros~~
Equipment: Unit # see pg 37 (4/21/2020)
QED Sample Pro 10590
QED Sample Pro 12863
0700 OZA onsite, start set up for the day, MM + AF deconned sample Pros from yesterdays use
Held Health + Safety meeting.
0920 Start heading out TRY-MW-702 series. MM + TJ assisted in carrying the equipment out
TJ assisted in installing

4/22/2020 Troy Mills Landfill Superfund Site 04.0190951.09

the QED Sample Pros into TRY_MW-702SX + TRY_MW-701D, DTW before pump instal
MW-702D - 3.29 ft
MW-702SX 4.85 ft

1010 Set up on TRY_MW-702
DTW after pump = 3.25 ft,
QED pump # = 10590,
Sample was collected ~~suc~~ successfully, No additional observations ~~Notes~~ to Note
Sample collected @ 1125 hrs for PFAS, SVOCs, VOCs, Mn, Fe + 1,4 Dioxane
Please see low flow logs for more details

1220 ~~Pick up~~ MJB Set up on TRY-MW-702SX
WL-4.86' (pump has been installed)
QED Pump # 12863
Sample was collected successfully

4/22/2020 Troy Mills Landfill Superfund Site 04.0140987.09

MW-702Sx continued...
No issues to Note off
Sampled for PFAS, SVOCs, VOCs, 1,4 Dioxane
Mn + As. @ 1345hrs
Final Pressure was 12, Fill/discharge
was 50/10 sec.
Please see low flow sheets for
more information.

- upon removing pump from well, there
was a clump of iron flock ontop
of the pump.

1425 Start Breaking down and mobing
from wells. TJ assisted in
carrying equipment back to
Gator.

1540 Back to base camp,
- Started decanning Sample Pros.
- Once everyone else returned
AF assisted in decanning and reassembling
Sample Pros.

4/22/2020 Troy Mills Landfill Superfund Site 04.0140987.09

- TJ assisted MB w/ checking
samples and Filling out COC
- MM performed Cal checks
- Everyone Finished cleaning up

1800 GZA left + locked site.

MJB
4/22/2020

4/23/2020 Troy Mills Landfill Superfund Site 04.0140987.09
Troy, NH

Onsite: 0715 - 1715 hrs
Weather: Partly Sunny 30-40s
Purpose: GW Sampling
Personnel: Matt Bergen (MB) Note taker
Megan Murphy (MM)
Andrew Fournier (AF)
Equipment: Unit #1 see pg # 37 4/21/2020
QED Sample Pro 12863

0715 GZA onsite. Set up for the day.
Held Health + Safety meeting

0820 Set up on TRY_MW-501D
Initial Depth to Water = 5.29 ft
All parameters but WL stabalized
Sampled PFAS, SVOCs, VOCs, 1,4-Dioxane
Mn + As @ 1120 hrs
Water receded up sample line ~~a couple~~ a couple MB
of inches through out recording and sampling.
Please refer to ~~field notes~~ MB load
flow logs for more details

4/23/2020 Troy Mills Landfill Superfund Site 04.0140987.09

- Final Pressure was 18 psi w/ a fill/discharge rate 54/6 secs.
- Flow was creeping up, decreased flow rate @ 1107 hrs, ~~elapsed~~ elapsed time 1 hr 50 min.

1215 Set up on TRY_MW-501X
Initial WL = 6.09 ft.
WL after pump installed = 5.81 ft
QED # 12863.
- Will collect a modified sample, WL is below the top of screen (4.0 ft)
Turbidity b4 sampling was high
Checked turbidity b4 metals sample = 217 NTU.
Sampled for PFAS, SVOCs, VOCs
1,4 Dioxane, Mn, + As. @ 1300 hrs
Final Pressure = 10 psi 54/6 sec
Please refer to Low flow sheet for more details.

1415 Returned to Base camp to

4/23/2020 Troy Mills Landfill Superfund Site 04019098709

Start COCs and pick up

1445 Switched w/ MM so that she could start Calibration Check. Collected SVOCs, VOCs, 1,4 dioxine and Mn + As from TRY_MW-802 Pulled pump and cleaned up area AF

1555 Returned to base camp Finished COCs and checking samples. MM Finish cal check, set up for the next day. AF deconned Sample Pros

1715 GZA off site

MJB
4/23/2020

4/24/2020 Troy Mills Landfill Superfund Site 04019098709
Troy, NH

ONsite 0720 - 1615 hrs

Weather Scattered rain 40s

Purpose: GW Sampling

Personnel: Matt Bergen (MB) Note taker
Megan Murphy (MM)
Andrew Fournier (AF)

Equipment: Unit # 1 set up see pg 37 4/21/2020
QBD sample Pro ~~1059~~ MJB 12863

0720 GZA on site, start set up for the day.
- Held Health and Safety meeting

0750 Aaron Neumann called, said he arrived at pond.
AF drove samples to Aaron

0800 MB assisted MM + AF w/ setting up on their locations
MM assisted MB ~~in installing~~ w/ setting up
MJB ~~sample Pro in~~ at TRY-MW-301X

0900 Set up on TRY-MW-301X

4/24/2020 Troy Mills Landfill Superfund Site 04.0190.0187.04

TRY-MW-30X Continued....
Initial DTW by pump: 33.46 ft
WL After pump: 33.44 ft
QED Sample pro 12863
Sample stabalized w/ No issues
Final pressure 30 PSI Fill/discharge
48/12 sec.
Sampled for PFAS, SVOCs, VOCs
1,4 Dioxane, Mn + As @ 1035 hrs.
Please see low flow sheets for
more details
- MM assisted w/ pulling sample
Pro.
- Deconned Sample Pro after
use in TRY-MW-30X.

1200 Set up on TRY-MW-805
Initial DTW 28.41 ft
WL after pump: 28.39 ft
QED Sample Pro 12863.
+Particulates in initial purge water
Reading stabilized w/ No other issues
to note of.

04.0190.0187.04

4/24/2020 TROY MILLS LANDFILL SUPERFUND Site

Sampled for PFAS, SVOCs, VOCs
1,4 Dioxane, Mn + As @ 1320 hrs
Please see low flow sheets
for more detail.
Final Pressure: 27 psi
Fill/discharge = 40/20 sec.
- Pulled QED Pump.

1400 Back to Base Camp. AF + MM
already back. Start sample check
and filling out COCs.
MM performed Cal checks
AF deconed both sample Pros
& set aside QED Sample Pro
12863 because it was used
on TRY-MW-805, and Needs
an EQUIP BLANK taken off of
it.

- Cleaned up and locked up for weekend
brought SmartTrolls, tablets, Hans, cal
solutions and samples back for
the weekend

04.0190987.09

4/24/2020 Troy Mills Landfill Superfund Site

1615 GZA left and locked site

MJB 4/24/2020

4/27/2020 Troy Mills Landfill Superfund Site 04.0190987.09

Troy NH

Onsite 0845 - 1625

Weather Rain/Snow 30s

Purpose: GW Sampling

Personnel: Matt Bergen (MB) Note taker

Megan Murphy (MM)

Andrew Fournier (AF)

Equipment: Unit # 1 set up see pg 37 4/24/2020 + QED Sample Pro C0590

0845 : GZA onsite, set up for the day.

- Held Health and safety meeting.

0930 Set up on TRY-MW-102 initial DTW = 19.51 ft. (before pump) Used QED Sample Pro C0590.

- Parameters stabilized, but Turbidity was elevated, Collected turbidity reading by metals sample = 36 NTU

Sampled for PFAS, SVOCs, VOCs 1,4 Dioxane, Mn + As @ 1215.

Final Pressure 30 PSI, Refill/discharge rate = 55/5 sec.

04.0140987.0

4/27/2020 Troy Mills Landfill Superfund Site

- TRY-MW-102 continued...
Please refer to low flow logs for more details.

MM assisted in pulling out pump.

1330 Set up on TRY-MW-803
MM assisted w/ set up
initial DTW = 21.73 ft.
Started pumping on well.
flow through cell was approximately 90% full when the ~~pump~~ MJB water stopped flowing. Tried increasing pressure, from 20-30 psi, tried the pause/hold function, and tried shaking pump while still in ~~when~~ well. Pump would not start working. Called and informed Tanya Justham (TJ) and it was decided to leave and pull it out tomorrow when TJ is on site.

4/27/2020 Troy Mills Landfill Superfund Site 04.0140987.0

- MM Had a very similar experience on TRY-MW-201SX will also pull that pump tomorrow as well.

- Note from ealier in the day, AF said his conductivity on TRY-~~MW-1~~ MW-204 MJB was taking longer to stabalize, so he sent a picture of his screen. MB noticed that none of the appropriate stabalization criteria were ~~in %~~ in percentiles, everything was based on whole numbers. MB spoke to AF after TRY-~~MW-1~~ MW-204 MJB stabalized, And he said he mis understood TJ when she was explaining to him and He changed the settings. MB informed AF Not to do that any more.

1500 Returned to base camp.

04.0190987.09

4/27/2020 Troy Mills Landfill Superfund Site

- MM deconned sample pro. from TRY-MW-103
- Start clean up
MB made COCs and checked samples
Cal checks will be completed at Hotel where it is warmer.

1625 GZA left and locked site

* Special Note on AF's sample locations
Tanya Justham Double checked all of h-s previous logs and they were all stabalized where appropriate.
-MB- 4-27-2020

MJB
4/27/2020

4/28/2020 Troy Mills Landfill Superfund Site 04.0190987.09
Troy Nit

Onsite 0715 - 1810
Weather Partly Cloudy 40-50s, breezey
Purpose: GW Sampling + SW + Leachate Sampling
Personnel: Matt Bergen (MB) Note taker
Megan Murphy (MM)
Andrew Fournier (AF)
Tanya Justham (TJ)
Equipment: Unit # 1 See 4/21/2020 pg 37

0715 GZA onsite and start set up for the day.
0810 TJ onsite,
- Hold health and safety meeting
finish setting up for the day
Assist MM and TJ w/ Pump from TRY-MW-201SX.
The ball valve was stuck and need to be cleaned.
TJ Reinstalled Pump.
MM started to sample

MB and TJ Pulled pump from TRY-MW-803

4/28/2020 Troy Mills Landfill Superfund Site 04.0140987.09

Pump was similar to TRY-MW-207SY and just had a sticky check valve, Clean ~~valve~~ valve and re installed Pump.

- All equipment used ~~was prope~~ to clean pumps were properly deconned between pumps.

1015 Set up on TRY-MW-803
Initial WL = 21.57
↳ This was taken ~1hr after pump was reinstalled.
Top of screen 22.3 ft
- Start pump @ 1107 hrs.
While collecting readings WL dropped below top of screen @ 1123hrs w/ a DTW of 22.33. Switch to modified sample.
At start of modified already purged 570 mL. After switching to modified purged an additional 270 mL, which is greater than the PVR of 253 mL. Flow rate

04.0140987.09

4/28/2020 Troy Mills Landfill Superfund Site

was already as close to 50 mL/min as possible, so no adjustments were made to that.
Collected sample for PFAS, SVOCs, VOCs, MN, AS @ 1130hrs
Prior to collecting metals sample, took another turbidity reading and it was 24 NTU.
Final pressure: 20 psi, fill/discharge 54/6 secs.
Please see Low flow logs for more details.

- Once finished on TRY-MW-803 Assisted MM w/ setting up on TRY-MW-804.

1315 Start deconning WL meters from TRY-MW-205 + TRY-MW-803.
Start cleaning up.

AF + TJ finished onsite

4/28/2020 TROY Mills Landfill Superfund Site 04.01909824

Surface water and Leachate sampling.

- AF switched w/ mm w/ filling up bottles on TRY-MW-804 so that mm could start calibration check.

- MB decanned WL from TRY-MW-804, will collect Equip BLANK from it tomorrow on 4/29/2020.

- MB assisted TJ w/ sample checking and filling out the COCs

- Finish cleaning up site.

1730 - GZA left and locked site mm, TJ, MB went to Sandbar Pond to collect SW sample. TRY-SW-SDP.

4/29/2020 TROY Mills Landfill Superfund Site 04.01909824

- Attached an empty PFAS sample container to metal pole w/ zip ties. Collected water from about 5 ft from shore line, w/ Pole. Collected sample for PFAS analysis @ 1750 hrs Please see SW sheets for more details.

1810 mm, TJ & MB left Sand Bar Pond location.

- mm Col checked Unit 3 back @ hotel, because that was the unit used to collect readings for TRY-SW-SDP.

MJB 4/28/2020

(61)

4/29/2020 Tow Mills Landfill Superfund Site 04.0990982.004
TROY, NH

ons.k. 0740 - 1235

Weather Sunny 40-50s

Personnel: Matt Bergen (MB) Note taker
Megan Murphy (MM)
Andrew Fournier (AF)

Purpose Break down base camp, EQUIP BLANK, Decon disposal pickup, site Clean up activities.

Equipment: QED Sample Pro # 12693
WL meter # 251642

0740 62A onsite
Held health and safety meeting
Emptied remaining hexane into steel pale for disposal.

0800 Aaron Newman (AN) onsite
to pick up samples,
Strategic arrived ~~mate~~ at base of Rockwood pond. AF Brought waste down to them.

0815 MB and MM start collecting

(62)

4/29/2020 Tow Mills Landfill Superfund Site 04.0990982.004

Equipment Blank samples.

0830 (collected) EQUIP BLANK on WL from ~~TRY~~ MW-504 WL # 251642 For PFAS and SOOCs.

0845 - Start set up to collect EQUIP BLANK on QED Sample Pro # 12693 from TRY-MW-205. The PVC used to collect sample was decanned w/ Non-phosphate soapy water, Distilled water & PFAS water.
PFAS sample was collected after purging Tubing volume of 31.5 mL (7ft of 0.17in I.D.T teflon tubing)
Prior to collecting remaining tubing, PFAS free water was emptied from PVC pipe, the bladder was drained as best as possible.

and the PVC was rinsed w/ lab grade D.I. water
Once pump reinstered and PVC filled w/ Lab Grade D.I. Water, 160 mL was Purged, which is greater than (31 mL (The PVC) Sample collection started @ 0900 for PFAS, VOC, 1,4 Dioxane MN, + AS.

- MB checked samples and filled out COCs.

- Signed off samples to AN,

1010 AN left site w/ sample bottles and extra empty sample containers

- MM, AF, and MB continued w/ site clean up and other site activities.

- MB replaced No trespassing sign

at Northern entrance to site.
- Re-wrote information on all three No tresspassing signs.

- Note, beaver activity is starting to pick up again. Area down by ~~northing~~ Northern MB Gate is starting to become flooded.

- Worked on southern gate so that it can lock properly.

- Assisted AF in re-labeling all well locations.

- Note: Pictures of landfill cap, missing sign post/ replacement, ~~and~~ boulder placement, and flooded area due to beavers (near Northern gate) are all in work folder.

1220 Brought gator down to

4/29/2020 Tox Mills Landfill Superfund Site 04.01.0099

Rockwood Pond Parking area to be picked up by Sunbelt at later time. Hid key in glove box. Called to remind Sunbelt again that we were done w/ Gator, and that it is being left offsite. First time we called was on Monday afternoon.

- Finished Cleaning up site

1235 62[illegible] left and locked site. GW + SW sampling round completed,

MJB
4/29/2020

TROY MILLS LANDFILL SUPERFUND 4-20-2020
TROY/Fitzwilliam, NH
04.0190987.09

TIME ON SITE: 0810 - 1700
WEATHER: Sunny, 50s
PERSONNEL (NOTETAKER): Megan Murphy (MEM)
ADD. PERSONNEL: Matt Bergen (MJB), Andrew Fournier (ADF)
TASK: Low flow sampling of GW MWs; initial setup and synoptic water level round
EQUIPMENT: UNIT #2 set up refers to:
SmarTroll: 378563
Hach: 29745 (2100Q)
MP10 Control Box: 3535
Water Level: 251642

0810 - GZA arrived on-site. MEM, MJB, ADF, unloaded vehicles into box truck.

0915 - Sunbelt dropped gator off at the site.

- MJB + ADF left base camp to begin synoptic water level round. MEM remained at Base Camp to organize and set up decon. station. →

cont... TROY MILLS LANDFILL Superfund 4-20-2020
04.0190987.09

1200 - After setting up Decon. Station, began decon'ing water level (WL) meters used at DEHP-impacted wells using Hexane and 2-propanol as described in SAP ← total of 6 MWs impacted w/ DEHP

- MJB + ADF return to Base Camp after completing water level measurements

- Finish organizing Base Camp and prep for field work tomorrow

1700 - Locked box truck, locked gator, and locked site gate
↳ GZA off-site

MEM
4-20-2020

Troy Mills Landfill Superfund 4-21-2020
Troy/Fitzwilliam, NH
04.0190987.09

Time onsite: 0715 - 1735
Weather: Cloudy, raining, 40s-50s
Personnel (note taker): Megan Murphy (MEM)
Add. Personnel: Matt Bergen (MJB), Andrew Fournier (ADF), Tanya Justham (TPJ)
Task: Low flow sampling of GW MWs
Equip: UNIT #2 Setup refer to notes on 4-20-2020
Sample Pro # 10590

0715 - GZA on-site - begin prep. for day
→ TPJ on-site
0800 - Cal checked Units #1 - #3:
SmarTrolls passed! ✓
0915 - Turbidity meter UNIT #1 DID NOT CAL.
The Backup turbidity unit became the new Unit #1 meter.

0945 - Set up at TRY_MW-105S
- Decon w/ PFAS-free DI H_2O
* See low flow sheets for sampling details *

→

Cont... Troy Mills Landfill Superfund 4-21-2020
04.0190987.09
MJB 5/4/2020
* See low flow sheets for sampling details *
- modified sampling required
1120 - PFAS Field Blank collected
1125 - Sample Start
↳ PFAS, SVOCs, VOCs, As, Mn, 1,4-dioxane

1220 - Pump off

1245 - Set up at TRY_MW-105D
↳ TPJ assist w/ rain tent
↳ set up and decon SamplePro # 10590
- Decon w/ PFAS-free DI H_2O
- modified sampling required
* SEE LOW FLOW SHEETS FOR SAMPLING DETAILS *

1420 - Sample Start
↳ PFAS, SVOCs, VOCs, As, Mn, 1,4-dioxane

1520 - Pump off

1545 - Returned to Base Camp; Cal check
All Units passed!
1735 - Off-site; locked truck, gator, + gate

TROY MILLS LANDFILL SUPERFUND 4-22-2020
Troy / Fitzwilliam, NH
04.0190987.09

TIME ONSITE: 0715 - 1800
WEATHER: Sunny, windy, light snow 30s
PERSONNEL (NOTE TAKER): Megan Murphy (MEM)
ADD. PERSONNEL: Matt Bergen (MJB), Andrew Fournier (ADF), Tanya Justham (TPJ)
TASK: Low flow sampling of GW MWs
EQUIP: UNIT #2 setup refer to notes on 4-20-2020
↳ MP-10 Controll Box: MP10-3584

0715 - GZA on-site - begin prep for day

0830 - Decon 2 Sample Pros
★ FREEZING CONDITIONS CAUSED DELAYS IN BREAKDOWN + SETUP ★

0915 - Assist MJB + TPJ in set up at TRY-MW-702 series

1000 - Set up at TRY_MW-C6D
- Decon w/ PFAS-free DI H_2O
• SEE LOWFLOW SHEETS FOR SAMPLING DETAILS •

→

1245 - Sample start
↳ PFAS, SVOCs, VOCs, As, Mn, 1,4-Dioxane

1335 - Pump off

1345 - Set up at TRY_MW-C6S
- Decon w/ PFAS-free DI H_2O
Geopump: 509AL
- modified sampling required
- Per 2020 SAP, peri pump tubing intake lowered from 10.2' to 11.0'
• SEE SAMPLING SHEET FOR LOW FLOW SAMPLING DETAILS •

1435 - Sample start
↳ PFAS, SVOCs, VOCs, AS, Mn, 1,4-dioxane ; DUP was collected on all but SVOCs

1550 - Pump off

→

4-22-2020

cont... TROY MILLS LANDFILL SUPERFUND
04.0190987.09

1615- Return to Base Camp to unload

1630- Began cal. checks on all Units
↳ All units passed!

↳ However, due to freezing conditions and with equip. out all day, turbidity meters will be re-checked in warmer conditions

1800- GZA off-site, locked box truck, gator, and gate

2045- Re-cal'ed turbidity Units in warmer conditions at hotel - all units checked and passed!

MEM
4-22-2020

4-23-2020

TROY MILLS LANDFILL SUPERFUND
Troy/Fitzwilliam, NH
04.0190987.09

TIME ONSITE: 0715 - 1720
WEATHER: Sunny, windy, 40s
PERSONNEL (NOTETAKER): Megan Murphy (MEM)
ADD. PERSONNEL: ~~Matt Bergen~~ (MJB), Andrew Fournier (ADF)
TASK: Low flow samplings of GW MWs
EQUIP: UNIT #2 setup refer to notes on 4-20-2020
↳ MP-10 Control Box: MP10-3584

0715 - GZA on-site - prep for day

0820 - Set up at TRY_MW-801
- Decon w/ PFAS-free DI H_2O
- Sample Pro #10590
* SEE LOW FLOW SHEETS FOR SAMPLING SHEETS *

1010 - Sample start
↳ PFAS, SVOCs, VOCs, AS, Mn, 1,4-dioxane

1050 - Pump off
↳ break down
↳ decon Sample Pro #10590 →

cont... TROY MILLS LANDFILL SUPERFUND 4-23-2020
04.0190987.09

1250- Set up at TRY_MW-802
-Decon w/ PFAS-free DI H2O
• SEE LOW FLOW SHEETS FOR SAMPLING DETAILS •

1445- Sample start
↳ PFAS, SVOCs, VOCs, As, Mn, 1,4-dioxane
↳ NOTE: MEM sampled PFAS while MJB sampled remaining parameters

1527- Pump off (MJB)

*1520- MEM returned to Base Camp to begin cal checks on all units
↳ all units passed!

1620- Prep for tomorrow sampling due to rain forecast

1720- GZA offsite → locked truck, gator, + gate

2100- Cal. checked turbidity units - all passed!

TROY MILLS LANDFILL SUPERFUND 4-24-2020
Troy / Fitzwilliam, NH
04.0190987.09

TIME ONSITE: 0715 - 1615
WEATHER: cloudy, raining 40s
PERSONNEL (NOTETAKER): Megan Murphy (MEM)
ADD. PERSONNEL: Matt Bergen (MJB), Andrew Fournier (ADF)
TASK: Low flow sampling of GW MWs
EQUIP: UNIT #2 setup refer to notes 4-20-2020
↳ MP-10 Controll Box: MP10-3584

0715- GZA on-site - prep for day
↳ unload vehicles into box truck
↳ assist w/ rain tents for both MJB + ADF

0915- Set up at TRY_MW-101S
-Decon w/ PFAS-free DI H2O
• SEE LOW FLOW SHEETS FOR SAMPLING DETAILS •
-modified sampling triggered

0950- Sample Start
↳ PFAS, SVOCs, VOCs, As, Mn, 1,4-dioxane

1035- Pump off

→

cont... TROY MILLS LANDFILL SUPERFUND 4-24-2020
04.0190987.09

1050 - Assist w/ pump installation with ADF
Assist w/ pump removal with MJB

1200 - Set up at TRY-MW-602B
- Decon w/ PFAS-free DI H_2O
SEE LOW FLOW SHEETS FOR SAMPLING DETAILS
- Varying flow rates caused adjustments in discharge times

1300 - Sample start-
↳ PFAS, SVOCs, VOCs, As, Mn, 1,4-dioxane

1345 - Pump off

1420 - Returned to Base Camp to begin break-down and perform cal. checks
↳ all units passed!

1615 - GZA offsite → locked box truck, gates, and gate

TROY MILLS LANDFILL SUPERFUND 4-27-2020
Troy/Fitzwilliam, NH
04.0190987.09

TIME ONSITE: 0345 - 1615
WEATHER: Raining/Snowing, 30s *FREEZING CONDITIONS
PERSONNEL (NOTETAKER): Megan Murphy (MEM)
ADD PERSONNEL: Matt Bergen (MJB), Andrew Fournier (ADF)
TASK: Low flow sampling of GW MWs
EQUIP: UNIT #2 refer to notes on 4-20-2020
↳ MP10 Controll Box: MP10-3584

★ Prior to trip to site, cal. checks were conducted at the Bedford office. All Units passed!

0345 - GZA on-site; begin prep for the day
↳ slight delays due to weather

0955 - Set up at TRY-MW-A28
- Decon w/ PFAS-free DI H_2O
SEE LOW FLOW SHEETS FOR SAMPLING DETAILS
- modified sampling triggered
- air bubbles observed coming from w/in well tubing

→

TROY MILLS LANDFILL SUPERFUND 4-27-2020
04.0190987.09

1020 - Sample Start
↳ PFAS, SVOCs (+DUP), VOCs, As, Mn, 1,4-dioxane

1125 - Pump off

1140 - Return to Base Camp to Hexane decon. WL meter (Unit #2); set up Decon. Station

1230 - Set up at TRY-MW-201SX
- Decon. w/ PFAS-free DI H2O

1245 - After pumping approx. 95mL (~one bladder full), the pump stopped pushing water from well. Increased pressure to 40 psi - no change. Checked both air lines - both still in working condition.

1305 - Contacted PM (Tonya Justham) - determined problem most likely was w/ pump. Plan to examine tomorrow.

1315 - Assisted MJB in equip breakdown →

cont... TROY MILLS LANDFILL SUPERFUND 4-27-2020

and setup at TRY-MW-803.

1400 - Returned to TRY-MW-201SX to break down

1500 - Returned to Base Camp to begin end-of-day breakdown - due to freezing conditions, cal. checks will be performed at hotel.

1615 - GZA off-site; locked box truck, gator (called for pick-up at 1400), and locked gate.

1930 - Performed cal. checks on equip. - ALL UNITS PASSED!

MEM
4-27-2020

TROY MILLS LANDFILL SUPERFUND 4-28-2020
Troy / Fitzwilliam, NH
04.0190987.09

TIME ONSITE: 0715 - 1750
WEATHER: Partly cloudy, 40s-50s
PERSONNEL (NOTETAKER): Megan Murphy (MEM)
ADD. PERSONNEL: Matt Bergen (MJB), Andrew Fournier (ADF), Tanya Justham (TPJ)
TASK: Low flow sampling of GW MWs and surface water and leachate sampling
EQUIP: UNIT #2 refer to notes on 4-20-2020
↳ MP-10 Control Box: MP10-3584

0715 - GZA on-site - began prep for day and set up Decon. Station
0800 - Hexane decon'd WL from Unit #3
0815 - TPJ on-site
0830 - MEM + TPJ pulled pump from TRY-MW-201SX to check for damage. It was determined that the ball valve was stuck preventing the bladder pump from refilling. Loosened the ball valve →

cont... TROY MILLS LANDFILL SUPERFUND 4-28-2020
04.0190987.09

and cleaned the ball valve chamber w/ DI and mixed liquinox water. The brushes and cleaning equip. was then decon'd w/ Hexane and 2-propanol after.

0915 - Returned to TRY-MW-201SX to re-install pump at well.
0930 - Set up at TRY-MW-201SX
- Decon w/ PFAS-free DI H_2O
• SEE LOW FLOW SHEETS FOR SAMPLING DETAILS •
1045 - Sample start
↳ PFAS, SVOCs, VOCs, As, Mn, 1,4-dioxane
1125 - Pump off
1130 - Break down equip. and return to Base Camp
1230 - Hexane decon. Unit #2 WL meter →

cont... TROY MILLS LANDFILL SUPERFUND 4-28-2020
04.0190987.09

1315 - Set up at TRY_MW-804
- Decon. w/ PFAS-free DI H_2O
- SEE LOW FLOW SHEETS FOR SAMPLING DETAILS -
- modified sampling triggered

1345 - Sample Start
↳ PFAS, SVOCs, VOCs, As, Mn, 1,4 dioxane
↳ DUP ON ALL but 1,4 dioxane

1500 - ADF came to well to finish sample collection (As, Mn DUP + 1,4-dioxane). MEM took Unit #2 smartroll + turbidity meter back to Base Camp.

1520 - Began cal. checks on Units #1 & #2
↳ both units passed! Unit #3 will be used at TRY_SW-SDP after leaving Site

1600 - Began packing up Base Camp for end-of-day and packing Unit #3 and →

cont... TROY MILLS LANDFILL SUPERFUND 4-28-2020
04.0190987.09

equip./bottles for sampling TRY_SW-SDP

1730 - GZA off-site, locked box truck, gator, and site gate

1745 - Arrive at TRY_SW-SDP w/ MJB + TPJ

1750 - Collected grab sample at TRY_SW-SDP and low flow NA parameters

1810 - Left TRY_SW-SDP sampling location

2020 - Cal. checked Unit #3 - all parameters passed!

MEM
4-28-2020

TROY MILLS LANDFILL SUPERFUND 4-29-2020
Troy/Fitzwilliam, NH
04.0190987.09

TIME ONSITE: 0740 - 1235
WEATHER: Sunny 40s-50s
PERSONNEL (NOTETAKER): Megan Murphy (MEM)
ADD. PERSONNEL: Matt Bergen (MJB), Andrew Fournier (ADF)
TASK: Complete breaking down Base Camp and General Site Maintenance; and ~~field~~ equipment blanks
EQUIP.: Sample Pro #12683, WL #251642

0740 - GZA onsite

0800 - Aaron Neumann (AJN) on-site Strategic called for Hexane waste pickup; ADF met them by the pond

0830 - EQUIP BLANK for WL(804) collected
↳ PFAS, SVOCs [MJB+MEM]

0900 - EQUIP BLANK SamplePro (805) collected
↳ PFAS, VOCs, As, Mn, 1,4dioxane
[MJB+MEM]

→

cont... TROY MILLS LANDFILL SUPERFUND 4-29-2020
04.0190987.09

0950 - MEM began collecting Sample Pro, Smartroll, and turbidity meters; Begin full breakdown and org. of Base Camp; ADF-labeling wells; MJB-fixing signs / gate

1220 - ADF and MJB left site to drop-off gator for Sunbelt to pickup

1235 - GZA completed breakdown and left site - gate was locked after leaving

MEM
4-29-2020

4/20/2020 Troy Landfill Superfund Site
Troy, NH 04.0190987.09

~~Equipment: SmarTroll: 505592 Water level: Solinst #281904 HACA 2100R: 9620 MP-10: 3584~~ } MJB 5/4/2020 ~~Kit #3~~

Weather: Cloudy, 40's

Purpose: Prepping basecamp / Collecting synoptic water levels

Onsite Personnel: Andrew Fournier (ADF), Megan Murphy (MEM) note taker
Matt Bergen (MJB)

815: ADF, MEM, MJB on-site

830: Sunbelt Rental dropped off Gator at bottom of hill

900: Unloading box truck, prepping for WL's

920: Performed HASP / Tailgate

930: ADF / MJB head out to collect water levels, not requiring hexane decon

1000: Spoke w/ Al (owner) for 5 minutes on site

1205: Drove to north end of site, No Trespassing sign missing at northern post

1415: Beginning hexane-decon wells at camp

1712: Leaving site and locking gate

~~1740:~~ ADF (ADF, MEM, MJB)

ADF 4/20/2020

4/21/2020 Troy Landfill Superfund Site
Troy, NH 04.0190987.09

Equipment: SmarTroll: 505592 Water level: Solinst #281904 HACA 2100R: 9620 MP-10: 3585 } Kit #3

Weather: Mostly Cloudy, 40's

Purpose: Ground water sampling

On-Site Personnel: A. Fournier (ADF), M. Murphy (MEM), M. Bergen (MJB) (note taker)

720: ADF, MJB, MEM on-site
kit #3 kit #1 kit #2

800: Tailgate Safety performed

830: Tanya Justham (TPJ) on-site

955: Mobilizing to 104 series wells
↳ TRY_MW-104S
↳ TRY_MW-104D

TRY_MW-104D ▽ ~3.63' (Initial)

1305 Field Blank PFA's transferred

1310-1353 Sampled for PFA's, SVOC's, VOC's, As, Mn, 1-4 dioxane
↳ See Low Flow logs for more detail

1430 Not enough time to move to next well, heading to base camp to unload, and perform cal checks.

1720 ADF, MEM, MJB, TPJ Leaving Site.

ADF 4/21/2020

4/22/2020 Troy Landfill Superfund Site
Troy, NH 04.0190987.09

Equipment: Kit #3 refer to Notes on 4/21/2020
Weather: P. Cloudy, 30's
Purpose: Groundwater Sample
On-Site Personnel: A. Fournier (ADF), M. Murphy (MEM), M. Bergen (MJB), T. Justham (TPJ) (note taker)

720 : ADF, MEM, MJB, TPJ on site
800 : Tailgate Safety performed
900 : Mobilizing to TRY-MW-104D

TRY-MW-104D ▽ 3.48' (Initial)
1110-1140 Sampled for PFAS, SVOCs, VOCs, As, Mn, 1-4 dioxane
↳ Water began to backflow between VOCs and metals; See Low Flow logs for details
1108 Staff Gauge: 1.84'
1205 Mob'd to TRY-M~~W~~-7/7D ADF 5/18/20 ▽ 8.11' (Initial)

TRY-M~~W~~-7
Water below top of screen, modified
1255 : Sampled for PFAS, SVOCs, VOCs, As, Mn, 1-4 dioxane
↳ See Low Flow (ADF) logs for details
1340 : Mobing to M~~W~~-7 (peristaltic)
↳ fixed zip ties @ WL and ties holding the string to the tubing

NEXT →

cont... Troy Landfill Superfund Site
04.0190987.09

1426 : TRY-M-7D Insufficient Recharge (IR) (Initial) ▽ 3.57 ↳ Per SAP
1450 : Sampled for PFAS, SVOCs, VOCs, As, Mn, 1-4 dioxane
1533 : Sample end / Pump off
↳ See Low Flow logs for more details
1550 : Demob from M-7D and heading to base camp to pack up
1753 : Leaving Site, ADF, MEM, MJB, TPJ

ADF
4/22/2020

4/23/2020 Troy Landfill Superfund Site
Troy, NH 04.0190987.09

Weather: Partly Cloudy, 40°
Purpose: Ground water sampling
On Site Personnel: A. Fournier (ADF), M. Bergen (MJB), M. Murphy (MEM) (Note taker)
Equipment: SmarTroll: 505592, WL: Solinst 281904, Hach 2100Q: 9620, MP-10: 3584 } Kit #3

715: ADF, MJB, MEM on-site
800: Tailgate safety performed
805: Mob to TRY_MW-601D (Initial - Final) ▽ 20.80' - 24.98'
Changed from 53/7 sec @ 35 PSI to 55/5 sec @ 38 PSI

1130-1215 Sampled for PFAS, SVOC, VOC, As, Mn, 1-4 dioxane
1215 Pump off; See Low Flow logs for details
(Initial - Final)
TRY_MW-601S ▽ 19.90' - 19.96'
↳ modified, WL below top of screen
↳ Per SAP

1315 Sampled for: PFAS, SVOC, VOC, As, Mn, 1-4 dioxane
↳ few black specks in samples
1355 Sample End / Pump off; See Low Flow logs
1430 Returned to base camp to clean up
1710 Leaving Site (ADF, MEM, MJB)

ADF 4/23/2020

4/24/2020 Troy Landfill Superfund Site
Troy, NH 04.0190987.09

Equipment: SmarTroll: 505592, WL: Solinst 281904, Hach 2100Q: 9620, MP-10: 3584 } Kit #3
Weather: Cloudy, rain showers
Purpose: Ground water sampling
On-site Personnel: A. Fournier (ADF), M. Bergen (MJB), M. Murphy (MEM) (Note taker)

720: ADF, MEM, MJB on site

755: ADF dropping off samples to Aaron Neumann at bottom of hill
805: Signed custody over to Aaron N.

815: Tailgate Safety performed
↓ Used Sample Pro # 10590 ↓ (Initial - Final)
830: Mobed to TRY_MW-1 ▽ 6.36' - 6.68'
955-1016: Sampled for PFAS, SVOC, VOC, As, Mn, 1-4 dioxane
1016: Pump off; See Low Flow logs for details
(Initial - Final)
1030: Mobed to TRY_MW-202P ▽ 8.52' - 8.62'
↳ modified, WL below top of screen
↳ PSI changed from 35 PSI → 38 PSI
1150-1235: Sampled @ PFAS, SVOC, VOC, As, Mn, 1-4 dioxane
1340: Back at base camp/cleaning ↳ See Low Flow logs
1440: Put new zipties on MW-7, Continuing to clean @ Base Camp
1615: ADF, MEM, MJB Leaving Site

ADF 4/24/2020

4/27/2020 Troy Landfill Superfund Site

Troy, NH 04.0190987.09

Equipment: SmarTroll: 505592 WL: Solinst 281904 MP-10: 3588 } Kit #3
Hach 2100Q 9620
ADF 5/18/20

Weather: Raining, 40°

Purpose: Ground water sampling

On-Site Personnel: A. Fournier (ADF), M. Murphy (MEM), M. Bergen (MJB) (Note taker)

830 ADF, MEM, MJB on-site

845 Tailgate safety performed (Initial - Final)

925 Mobilizing to TRY-MW-204 ▽ 17.21' - 17.34'
↳ full 2-hrs

1145 Sampled @: PFAS, SVOC, VOC, As, Mn, 1-4 dioxane
↳ See low flow logs (Initial)

1240 Mob'd to TRY_MW-101D ▽ 17.02'
Changed Bladder from 30psi to 35psi
Should be sampled as IR, missed
↳ Per SAP

1430 Smartroll disconnected from bluetooth battery pack connector... was q/b'd to recover data

1435 Sampled for: PFAS, SVOC, VOC, As, Mn, 1-4dioxane
See Low flow logs for more details

NEXT →

4/27/2020 Troy Landfill Superfund Site
Cont... Troy, NH 04.0190987.09

1530 Demob from TRY-MW-101D and headed to base camp to clean up

1625 ADF, MEM, MJB Leaving Site

ADF 4/27/2020

(170)

4/28/2020 Troy Landfill Superfund Site
Troy, NH
04.0190987.09

Equipment: SmarTroll: 505592 WL: Solinst 281904 } kit #3
Hach 2100 Q 9620 MP-10: 3584
ADF 5/18/20

Weather: Partly Cloudy 50°

Purpose: Ground water Sampling

On-Site Personnel: A. Fournier (ADF), M. Bergen (MJB), M. Murphy (MEM)
Notetaker

715 ADF, MEM, MJB on site

805 TPJ on site

830 Mobilizing to TRY_MW-205 (Initial) ☑ 28:35
Sampled as modified, but
WL was not below top of screen

940-1010 Sampled for PFAS, SVOC, VOC, As, Mn, 1-4 dioxane
↳ See Low Flow logs for more details

1030 Prepping for Surface Water and Leachate sampling
↳ Duplicate moved from SW-4 → 3

1100 ADF and TPJ heading out to sample surface water/leachate

1130 Sampled TRY_SW-100 for:
(*) PFAS, SVOC, VOC, As, Mn, 1-4 dioxane, hardness
↳ See SW Sheets for more details [NEXT →

(171)

4/28/2020 cont... Troy Landfill Superfund Site
04.0190987.09

1200 Sampled TRY_LEACH-B
* ; Sampled as close to leachate as possible

1245 Sampled TRY-SW-3 (ADF)
* and duplicate; See SW sheets for details

1315 Sampled TRY-LEACHATE and duplicate
* ; Heavy floc in sampling area

1355 Sampled TRY-SW-4
* ; See SW sheets for details

1415 Sampled TRY_SW-1
* ; See SW sheets for details

1430 Back at base camp to unload and began packing up basecamp

1720 ADF leaving Site

Post 1720 MEM, MJB, TPJ collecting new Pond sample

ADF 4/28/2020

(12)

4/29/2020 Troy Landfill Superfund Site
Troy, NH 04.0190987.09

E
I Weather: P. Cloudy, 50's
F Purpose: Breaking down base camp
C On-Site Personnel: A. Fournier (ADF), M. Murphy (MEM), M. Bergen (MJB)
T

740 ADF, MEM, MJB onsite

930 ADF heading out to remark wells

1050 Returned to base camp to clean up

1200 Dropped off Gator @ bottom of hill

1235 ADF, MEM, MJB leaving Site.

ADF 4/29/2020

Appendix F – Site Photographic Log

PHOTOGRAPHIC LOG
Client: NHDES
Site Location: Troy Mills Landfill Superfund Site - Troy, New Hampshire
Project No.: 04.0190987.09

Photo No. 1	Landfill cap facing southeast	Photo No. 2	Landfill cap facing south
Photo No. 3	Landfill cap facing southwest	Photo No. 4	Boulders along cap roads to limit access
Photo No. 5	View of northern entrance sign post with missing "Private Property" sign	Photo No. 6	View of northern sign post after replacement of the sign

			
Photo No. 7	View of staff gauge located at SW-4 in the Rockwood Brook	Photo No. 8	Upstream view from SW-100
Photo No. 9	View across Rockwood Brook at SW-100	Photo No. 10	Downstream view from SW-100
Photo No. 11	View of sampling location at SW_100	Photo No. 12	Upstream view from SW-1

Photo No. 13	Downstream view from SW-1 and culvert	Photo No. 14	View across Rockwood Brook from SW-1
Photo No. 15	View of sampling location at SW-1	Photo No. 16	Upstream view from SW-3
Photo No. 17	Downstream view from SW-3	Photo No. 18	View across Rockwood Brook from SW-3

Photo No. 19	View of sampling location at SW-3	Photo No. 20	Upstream view from SW-4
Photo No. 21	Downstream view from SW-4	Photo No. 22	View of sampling location SW-4
Photo No. 23	View of sampling location SW-LEACHATE	Photo No. 24	Downstream view from SW-LEACHATE

Photo No. 25	View of sampling location SW-LEACH-B	Photo No. 26	Upstream view from SW-LEACH-B
Photo No. 27	Downstream view of where SW-LEACH-B meets Rockwood Brook		

Appendix G – Completed Field Measurement Forms

Water Level Worksheet

Water Level Worksheet

Troy Mills Landfill Superfund Site, Troy, New Hampshire

Date: 4/20/2020

Field Personnel: MJB / ADF

Monitoring Well Designation	Well Type (2-in, 1.5-in etc.)	Measuring Point	Reported Depth to Well Bottom (ft., referenced to measuring point)	Measured Depth To Water (ft., referenced to measuring point)	Measured Depth to Well Bottom (ft., referenced to measuring point) Only if specified in SAP & as noted below.	Comments
TRY_M-1	1 1/2-in PVC	PVC	67.3 [2]	6.07	dedicated equip	Measure depth next time pump is removed
TRY_M-7	1 1/2-in PVC	PVC	17.3	8.16	dedicated equip	~~Clear Brush~~ MJB 4/20/2020
TRY_M-7D	1 1/2-in PVC	PVC	81.36	3.63	81.40	
* TRY_MW-A28	1 1/2-in PVC	PVC	13.03	7.90	13.24	
TRY_MW-C6S	2-in PVC	PVC	15.2	5.58	15.18	
TRY_MW-C6D	2-in PVC	PVC	38.0	5.89	dedicated equip	No cover over air intake
TRY_MW-101S	2-in PVC	PVC	29.40	18.82	dedicated equip	
* TRY_MW-101D	2-in PVC	PVC	67.12	17.03	dedicated equip	Add Label
TRY_MW-102	2-in PVC	Casing	36.2 [2]	19.40	36.00	
TRY_MW-104S	2-in PVC	PVC	17.7 [2,3]	3.57	dedicated equip	~~No cover over air intake~~ MJB 4/20/20
TRY_MW-104D	2-in PVC	PVC	52.1 [2]	3.56	dedicated equip	~~No cover over air intake.~~ MJB 4/20/20
TRY_MW-105S	2-in PVC	PVC	21.08	9.89	dedicated equip	Mouse Nest in Well Cap ~~Clear Brush~~ MJB 4/20/20
TRY_MW-105D	2-in PVC	PVC	87.92	10.17	87.90	
* TRY_MW-201SX	2-in PVC	PVC	17.23	5.37	dedicated equip	
TRY_MW-202P	4-in PVC	PVC	61.55	8.42	61.35	~~Suggested lock maintenance~~ MJB 4/20/20
TRY_MW-204	2-in PVC	PVC	32.8	16.76	dedicated equip	
* TRY_MW-205	2-in PVC	PVC	39.1	29.11	dedicated equip	
TRY_MW-301X	2-in PVC	PVC	52.5	34.76	52.70	
TRY_MW-501D	2-in PVC	PVC	31.85	5.28	dedicated equip	
TRY_MW-501X	2-in PVC	PVC	14.04	6.10	13.80	
* TRY_MW-508X	2-in PVC	PVC	9.7	4.73	ADF ~~9.95~~ ADF ~~9.7~~ ADF ~~10.20~~ ~~10.20~~	ADF ~~subtracted~~ ~~0.25 from~~ added 9.95 ~~to account for water~~ TPJ 4/21/2020
TRY_MW-601S	2-in PVC	PVC	29.3	19.83	dedicated equip	
TRY_MW-601D	2-in PVC	PVC	62.1	20.77	dedicated equip	
TRY_MW-602B	2-in PVC	PVC	47.5	16.21	dedicated equip	
TRY_MW-701	2-in PVC	PVC	78.3	5.42	dedicated equip	Insect nest on top of air valve

Water Level Worksheet

Troy Mills Landfill Superfund Site, Troy, New Hampshire

Date: 4/20/2020

Field Personnel: _____

Monitoring Well Designation	Well Type (2-in, 1.5-in etc.)	Measuring Point	Reported Depth to Well Bottom (ft., referenced to measuring point)	Measured Depth To Water (ft., referenced to measuring point)	Measured Depth to Well Bottom (ft., referenced to measuring point) Only if specified in SAP & as noted below.	Comments
TRY_MW-702SX	2-in PVC	PVC	15.4	4.86	14.50	Measure depth in 2020
TRY_MW-702D	2-in PVC	PVC	46.4 [2,3]	3.07'	46.70'	
TRY_MW-801	2-in PVC	PVC	46.4	30.45	46.65	
TRY_MW-802	2-in PVC	PVC	35.6	23.89'	35.90'	
TRY_MW-803	2-in PVC	PVC	32.3	22.51	dedicated equip	
TRY_MW-804	2-in PVC	PVC	36.0	27.79	dedicated equip	
TRY_MW-805	2-in PVC	PVC	42.4	28.68	42.58	
Surface Water Location [4]						
TRY_SW-4	NA	NA	NA	1.66	NA	

Notes:

1. NA = not applicable
2. Downhole information was not verified during the October 8, 2008 camera survey.
3. GZA notes that there appears to be a minor discrepancy between the historical information regarding the bottom of screen/well and that which was measured in July 2008 by GZA in three wells (TRY_MW-702S, TRY_MW-702D, & TRY_MW-104S).
4. The depth of water measurement at TRY_SW-4 is referenced to the permanently installed stream gage at that location
5. LNAPL measurements should be noted in the comments if LNAPL is observed in any well.

SmarTroll Low-Flow Test Reports

Low-Flow Test Report:

Test Date / Time: 4/24/2020 9:16:10 AM
Project: TRY_M-1 Troy Mills Landfill (2)
Operator Name: Andrew Fournier

Location Name: TRY_M-1 **Well Diameter: 1.5 in** **Casing Type: PVC** **Screen Length: 59 ft** **Top of Screen: 8.3 ft** **Total Depth: 67.3 ft** **Initial Depth to Water: 5.36 ft**	**Pump Type: QED T1300** **Tubing Type: Teflon** **Tubing Inner Diameter: 0.25 in** **Tubing Length: 56.5 ft** **Pump Intake From TOC: 55 ft** **Flow Cell Volume: 90 ml** **Final Flow Rate: 120 ml/min** **Final Draw Down: 1.3 ft**	**Instrument Used: SmarTROLL MP** **Serial Number: 505592**

Test Notes:

PRIOR TO SAMPLING:

Pump serial number: QED T1300
Turbidity meter model and serial number (or similar unique designation, i.e., last four digits): Hach 2100Q 9620

Total tubing length (inside & outside of well): (55.0ft + 1.5ft) = 56.5ft
Tubing inner diameter: 0.25 inch
PVR (including calculations): (56.5ft)(9.7ml/ft) + 220ml= 850ml

Maximum allowable drawdown rate:0.02ft/5minutes
Is #14 tubing used at this location? No

DURING/AFTER SAMPLING:

Pump start time: 910

Parameters reached stabilization? Yes
If no, list parameters: na
Total volume purged prior to sampling:4.5L
Minimum PVR reached (compare purge amount to PVR)? Yes
2 Hour time limit reached? No

Modified sampling required? (Clock time when modified sampling begins): No
Condition that triggered Modified Sampling: na

Any adjustments made (including flow rates, tubing, etc.): None

Final water level: 6.68
Total actual volume purged (delete Estimated Purge Volume): 6.5L
Measured Well Depth, if required (note variation in total depth compared to previously documented):
Pump Off: 1016

TRY_M-1

Weather Conditions:
Overcast with rain showers 40s

Low-Flow Readings:

Date Time	Elapsed Time	pH	Temperature	Specific Conductivity	RDO Concentration	Turbidity	ORP	Depth To Water	Flow
		+/- 0.1	+/- 1	+/- 3%	+/- 10%	+/- 10%	+/- 10	+/- 0.03	
4/24/2020 9:16 AM	00:00	7.54 pH	8.28 °C	171.99 µS/cm	3.32 mg/L		-24.9 mV	6.36 ft	
4/24/2020 9:21 AM	05:00	6.31 pH	6.76 °C	140.40 µS/cm	0.21 mg/L	27.00 NTU	40.4 mV	6.65 ft	102.00 ml/min
4/24/2020 9:26 AM	10:00	6.03 pH	6.48 °C	139.48 µS/cm	0.20 mg/L	24.00 NTU	54.4 mV	6.65 ft	94.00 ml/min
4/24/2020 9:31 AM	15:00	5.93 pH	6.46 °C	139.61 µS/cm	0.18 mg/L	22.00 NTU	57.2 mV	6.65 ft	110.00 ml/min
4/24/2020 9:36 AM	20:00	5.89 pH	6.45 °C	139.28 µS/cm	0.18 mg/L	22.00 NTU	59.0 mV	6.65 ft	120.00 ml/min
4/24/2020 9:41 AM	25:00	5.87 pH	6.59 °C	139.84 µS/cm	0.09 mg/L	21.00 NTU	58.7 mV	6.65 ft	120.00 ml/min
4/24/2020 9:46 AM	30:00	5.85 pH	6.64 °C	140.04 µS/cm	0.08 mg/L	22.00 NTU	58.7 mV	6.66 ft	120.00 ml/min

Samples

Sample ID:	Description:
TRY_M-1	Sample Start time: 955 Parameters: PFAS, SVOCS, VOCs, As, Mn, and 1-4 Dioxane Sample End time: 1016

Created using VuSitu from In-Situ, Inc

Low-Flow Test Report:

Test Date / Time: 4/22/2020 12:42:43 PM
Project: TRY_M-7 Troy Mills Landfill (2)
Operator Name: Andrew Fournier

Location Name: TRY_M-7 **Well Diameter: 1.5 in** **Casing Type: PVC** **Screen Length: 9.5 ft** **Top of Screen: 7.8 ft** **Total Depth: 17.3 ft** **Initial Depth to Water: 8.11 ft**	**Pump Type: QED T1300** **Tubing Type: Teflon** **Tubing Inner Diameter: 0.25 in** **Tubing Length: 18 ft** **Pump Intake From TOC: 15.8 ft** **Flow Cell Volume: 90 ml** **Final Flow Rate: 50 ml/min** **Final Draw Down: 0 ft**	**Instrument Used: SmarTROLL MP** **Serial Number: 505592**

Test Notes:

PRIOR TO SAMPLING:

Pump serial number: QED T1300
Turbidity meter model and serial number (or similar unique designation, i.e., last four digits): Hach 9620

Total tubing length (inside & outside of well): 18.0 feet
Tubing inner diameter: 0.25 inch
PVR (including calculations): (9.7ml/ft)(18ft) + 220ml = 395ml

Maximum allowable drawdown rate: 0.02 feet
Is #14 tubing used at this location? No

DURING/AFTER SAMPLING:

Pump start time:1235

Parameters reached stabilization? No
If no, list parameters: All did not reach stabilization
Total volume purged prior to sampling: 500ml
Minimum PVR reached (compare purge amount to PVR)? Yes
2 Hour time limit reached? No

Modified sampling required? (Clock time when modified sampling begins): Yes, 1235
Condition that triggered Modified Sampling: Water below top of well screen after initial water depth.

Any adjustments made (including flow rates, tubing, etc.):

Final water level: 8.14ft
Total actual volume purged (delete Estimated Purge Volume): 1.0L
Measured Well Depth, if required (note variation in total depth compared to previously documented):
Pump Off: 1326

TRY_M-7

Weather Conditions:
Partly cloudy, 40s

Low-Flow Readings:

Date Time	Elapsed Time	pH	Temperature	Specific Conductivity	RDO Concentration	Turbidity	ORP	Depth To Water	Flow
		+/- 0.1	+/- 1	+/- 3	+/- 10	+/- 10	+/- 10	+/- 5	
4/22/2020 12:42 PM	00:00	6.46 pH	5.41 °C	264.13 µS/cm	10.16 mg/L		68.5 mV	8.11 ft	
4/22/2020 12:47 PM	05:00	6.21 pH	5.65 °C	247.31 µS/cm	4.57 mg/L	2.40 NTU	80.8 mV	8.11 ft	50.00 ml/min
4/22/2020 12:52 PM	10:00	5.99 pH	5.75 °C	241.08 µS/cm	1.79 mg/L		86.8 mV	8.11 ft	50.00 ml/min

Samples

Sample ID:	Description:
TRY_M_7	Sample Start time: 1255 Parameters: PFAS, SVOCS, VOCs, As, Mn, 1-4 Dioxane, and 1-4 Dioxane-duplicate Sample End time: 1326

Created using VuSitu from In-Situ, Inc.

Low-Flow Test Report:

Test Date / Time: 4/22/2020 2:23:27 PM
Project: TRY_M-7D Troy Mills Landfill (2)
Operator Name: Andrew Fournier

Location Name: TRY_M-7D **Well Diameter: 1.5 in** **Casing Type: PVC** **Screen Length: 30 ft** **Top of Screen: 50.8 ft** **Total Depth: 81.4 ft** **Initial Depth to Water: 3.57 ft**	**Pump Type: Peristaltic** **Tubing Type: Teflon** **Tubing Inner Diameter: 0.25 in** **Tubing Length: 76 ft** **Pump Intake From TOC: 74 ft** **Flow Cell Volume: 90 ml** **Final Flow Rate: 50 ml/min** **Final Draw Down: 0.68 ft**	**Instrument Used: SmarTROLL MP** **Serial Number: 505592**

Test Notes:

PRIOR TO SAMPLING:

Pump serial number: Geopump 504AL
Turbidity meter model and serial number (or similar unique designation, i.e., last four digits): Hach 9620

Total tubing length (inside & outside of well): 76ft
Tubing inner diameter: 0.25inch
PVR (including calculations): (9.7ml/ft)(76 ft)=737ml

Maximum allowable drawdown rate: 0.02ft
Is #14 tubing used at this location? Yes

DURING/AFTER SAMPLING:

Pump start time: 1426

Parameters reached stabilization? No
If no, list parameters: All did not reach stabilization - Temperature + SC stabilized - TPS 6/10/20
Total volume purged prior to sampling: 1,000ml
Minimum PVR reached (compare purge amount to PVR)? Yes
2 Hour time limit reached? No

Modified sampling required? (Clock time when modified sampling begins): Yes, 1426
Condition that triggered Modified Sampling: Insufficient recharge
Historical TPS 6/10/20
Any adjustments made (including flow rates, tubing, etc.): No

Final water level: 5.60 ft
Total actual volume purged (delete Estimated Purge Volume): 2,250 ml
Measured Well Depth, if required (note variation in total depth compared to previously documented):
Pump Off: 1533

TRY_M-7D

Weather Conditions:
Cloudy 30s

Low-Flow Readings:

Date Time	Elapsed Time	pH	Temperature	Specific Conductivity	RDO Concentration	Turbidity	ORP	Depth To Water	Flow
		+/- 0.1	+/- 1	+/- 3	+/- 10	+/- 10	+/- 10	+/- 5	
4/22/2020 2:23 PM	00:00	6.70 pH	5.21 °C	114.17 µS/cm	8.39 mg/L		60.4 mV	3.57 ft	
4/22/2020 2:28 PM	05:00	6.92 pH	5.85 °C	109.98 µS/cm	5.00 mg/L		24.2 mV	3.57 ft	
4/22/2020 2:33 PM	10:00	7.04 pH	5.95 °C	109.00 µS/cm	2.84 mg/L		3.1 mV	3.80 ft	
4/22/2020 2:38 PM	15:00	7.15 pH	5.26 °C	108.21 µS/cm	2.95 mg/L		-12.4 mV	4.01 ft	50.00 ml/min
4/22/2020 2:43 PM	20:00	7.28 pH	5.46 °C	108.43 µS/cm	1.95 mg/L	0.90 NTU	-21.2 mV	4.25 ft	50.00 ml/min

Stable Stable

Samples

Sample ID:	Description:
TRY_M-7D	Sample Start time: 1450 Parameters: PFAS, SVOCs,VOCs, As, Mn, and 1-4 dioxane Sample End time: 1553

Created using VuSitu from In-Situ, Inc

Low-Flow Test Report:

Test Date / Time: 4/27/2020 10:08:52 AM
Project: TRY_MW-A28 Troy Mills Landfill (2)
Operator Name: M. Murphy

Location Name: TRY_MW-A28 **Well Diameter: 1.5 in** **Casing Type: PVC** **Screen Length: 5 ft** **Top of Screen: 8.03 ft** **Total Depth: 13 ft** **Initial Depth to Water: 8.19 ft**	**Pump Type: Peristaltic** **Tubing Type: Teflon** **Tubing Inner Diameter: 0.17 in** **Tubing Length: 16.1 ft** **Pump Intake From TOC: 11.1 ft** **Flow Cell Volume: 90 ml** **Final Flow Rate: 50 ml/min** **Final Draw Down: 0.4 ft**	**Instrument Used: SmarTROLL MP** **Serial Number: 378563**

Test Notes:
PRIOR TO SAMPLING:

Pump serial number: Geopump 509AL
Turbidity meter model and serial number (or similar unique designation, i.e., last four digits): Hach 2100Q 29745

Total tubing length (inside & outside of well): (11.1 ft + 5 ft) = 16.1 ft
PVR (including calculations): (16.1 ft × 4.5 mL/ft) = 75 mL

Maximum allowable drawdown rate: 0.02ftper 5mins
Is #14 tubing used at this location? Yes

DURING/AFTER SAMPLING:

Pump start time: 1005

Parameters reached stabilization? No
If no, list parameters: All parameters did not reach stabilization.
Total volume purged prior to sampling: 500 mL
Minimum PVR reached (compare purge amount to PVR)? Yes, 500 mL > 75 mL
2 Hour time limit reached? No

Modified sampling required? (Clock time when modified sampling begins): Yes, at time of pump start
Condition that triggered Modified Sampling: Groundwater level (8.19 ft) was measured below the top of well screen (8.03 ft).

Any adjustments made (including flow rates, tubing, etc.): No
Notes: Air bubbles noted within tubing from well, purged from tubing as necesary TPS 6/10/20

Final water level: 8.89 ft
Total actual volume purged (delete Estimated Purge Volume): 1.0 L
Measured Well Depth, if required (note variation in total depth compared to previously documented): NA
Pump Off: 1125

TRY_MW-A28

Weather Conditions:
Raining/snowing, 30s

Low-Flow Readings:

Date Time	Elapsed Time	pH	Temperature	Specific Conductivity	RDO Concentration	Turbidity	ORP	Depth To Water	Flow
		+/- 0.1	+/- 1	+/- 3 %	+/- 10 %	+/- 10 %	+/- 10	+/- 0.02	
4/27/2020 10:08 AM	00:00	7.22 pH	7.02 °C	140.34 µS/cm	4.17 mg/L		-104.3 mV	8.53 ft	50.00 ml/min
4/27/2020 10:13 AM	05:00	6.53 pH	5.15 °C	142.24 µS/cm	1.47 mg/L	1.30 NTU	-62.3 mV	8.53 ft	50.00 ml/min
4/27/2020 10:18 AM	10:00	6.52 pH	4.95 °C	137.86 µS/cm	1.60 mg/L	2.30 NTU	-50.3 mV	8.59 ft	50.00 ml/min

Samples

Sample ID:	Description:
TRY_MW-A28	Sample Start Time: 1020 Parameters: PFAS, SVOCs, VOCs, As, Mn, 1,4-dioxane Sample End Time: 1120
TRY_MW-A28 DUP	Sample Start Time: 1020 Parameters: SVOCs Sample End Time: 1120

Created using VuSitu from In-Situ, Inc.

Low-Flow Test Report:

Test Date / Time: 4/22/2020 2:23:30 PM
Project: TRY_MW-C6S Troy Mills Landfill (2)
Operator Name: M. Murphy

Location Name: TRY_M-C6S **Well Diameter: 2 in** **Casing Type: PVC** **Screen Length: 10 ft** **Top of Screen: 5.2 ft** **Total Depth: 15.2 ft** **Initial Depth to Water: 5.55 ft**	**Pump Type: Peristaltic** **Tubing Type: Teflon** **Tubing Inner Diameter: 0.25 in** **Tubing Length: 16 ft** **Pump Intake From TOC: 11 ft** **Flow Cell Volume: 90 ml** **Final Flow Rate: 51 ml/min** **Final Draw Down: 0.1 ft**	**Instrument Used: SmarTROLL MP** **Serial Number: 378563**

Test Notes:
PRIOR TO SAMPLING:

Pump serial number: Geopump 509AL
Turbidity meter model and serial number (or similar unique designation, i.e., last four digits): Hach 2100Q 29745

Total tubing length (inside & outside of well): (11 ft + 5 ft) = 16 ft
PVR (including calculations): (16 ft × 9.7mL/ft) = 155.2 mL

Maximum allowable drawdown rate: 0.02ft per 5mins
Is #14 tubing used at this location? Yes

DURING/AFTER SAMPLING:

Pump start time: 1420

Parameters reached stabilization? No
If no, list parameters: All parameters did not reach stabilization
Total volume purged prior to sampling:500 mL
Minimum PVR reached (compare purge amount to PVR)? Yes, 500 mL > 1552 mL
2 Hour time limit reached? No

Modified sampling required? (Clock time when modified sampling begins): Yes, at time of pump start
Condition that triggered Modified Sampling: Groundwater level (5.55 ft) was measured below the top of the well screen (5.52 ft)

Any adjustments made (including flow rates, tubing, etc.): Per 2020 SAP, tubing intake was lowered from 10.2 ft to 11.0 ft.

Final water level: 5.70 ft
Total actual volume purged (delete Estimated Purge Volume): 1.5 L
Measured Well Depth, if required (note variation in total depth compared to previously documented): NA
Pump Off: 1550

TRY_MW-C6S

Weather Conditions:
Partially cloudy, light snow, 30s

Low-Flow Readings:

Date Time	Elapsed Time	pH	Temperature	Specific Conductivity	RDO Concentration	Turbidity	ORP	Depth To Water	Flow
		+/- 0.1	+/- 1	+/- 3 %	+/- 10 %	+/- 10 %	+/- 10	+/- 0.02	
4/22/2020 2:23 PM	00:00	6.55 pH	6.51 °C	337.64 µS/cm	4.32 mg/L	4.40 NTU	95.3 mV	5.63 ft	50.00 ml/min
4/22/2020 2:28 PM	05:00	6.40 pH	6.00 °C	341.41 µS/cm	1.92 mg/L	3.90 NTU	64.4 mV	5.65 ft	51.00 ml/min

Samples

Sample ID:	Description:
TRY_MW-C6S	Sample Start Time: 1435 Parameters: PFAS, SVOCs, VOCs, As, Mn, 1,4-dioxane Sample End Time 1550
TRY_MW-C6S DUP	Sample Start Time: 1435 Parameters: PFAS, VOCs, As, Mn, 1,4-dioxane Sample End Time: 1550

Created using VuSitu from In-Situ, Inc.

Low-Flow Test Report:

Test Date / Time: 4/22/2020 11:09:45 AM
Project: TRY_MW-C6D Troy Mills Landfill (2)
Operator Name: M. Murphy

Location Name: TRY_MW-C6D **Well Diameter: 2 in** **Casing Type: PVC** **Screen Length: 10 ft** **Top of Screen: 28 ft** **Total Depth: 38 ft** **Initial Depth to Water: 5.82 ft**	**Pump Type: QED T1250** **Tubing Type: Teflon** **Tubing Inner Diameter: 0.17 in** **Tubing Length: 35 ft** **Pump Intake From TOC: 33 ft** **Flow Cell Volume: 90 ml** **Final Flow Rate: 55 ml/min** **Final Draw Down: 0.94 ft**	**Instrument Used: SmarTROLL MP** **Serial Number: 378563**

Test Notes:
PRIOR TO SAMPLING:

Pump serial number: QED 1250 Model MP10-3584
Turbidity meter model and serial number (or similar unique designation, i.e., last four digits): Hach 2100Q 29745

Total tubing length (inside & outside of well): (33 ft + 2 ft) = 35 ft
PVR (including calculations): (35 ft × 4.5mL/ft) + 100 mL = 256 mL

Maximum allowable drawdown rate: 0.02ft per 5mins
Is #14 tubing used at this location? No

DURING/AFTER SAMPLING:

Pump start time: 1110

Parameters reached stabilization? Yes
If no, list parameters: NA
Total volume purged prior to sampling: 4.5 L
Minimum PVR reached (compare purge amount to PVR)? Yes, 4.5 L > 256 mL
2 Hour time limit reached? No

Modified sampling required? (Clock time when modified sampling begins): No
Condition that triggered Modified Sampling: NA

Final pressure of bladder pump: 10 psi
Final refill rate: 45 seconds
Final discharge rate: 15 seconds

Any adjustments made (including flow rates, tubing, etc.): Reduced psi from 20 psi to lower flow rate closer to 50 mL/min

Final water level: 6.76 ft
Total actual volume purged (delete Estimated Purge Volume): 5.0 L

TRY_MW-C6D

Measured Well Depth, if required (note variation in total depth compared to previously documented): NA
Pump Off: 1335

Weather Conditions:
Sunny, windy, 40s

Low-Flow Readings:

Date Time	Elapsed Time	pH	Temperature	Specific Conductivity	RDO Concentration	Turbidity	ORP	Depth To Water	Flow
		+/- 0.1	+/- 1	+/- 3 %	+/- 10 %	+/- 10 %	+/- 10	+/- 0.02	
4/22/2020 11:09 AM	00:00	7.39 pH	8.48 °C	239.01 µS/cm	2.33 mg/L		50.2 mV	5.82 ft	95.00 ml/min
4/22/2020 11:14 AM	05:00	7.54 pH	7.30 °C	236.84 µS/cm	0.64 mg/L		37.7 mV	6.31 ft	80.00 ml/min
4/22/2020 11:19 AM	10:00	7.60 pH	7.16 °C	235.18 µS/cm	0.30 mg/L	27.00 NTU	34.0 mV	7.50 ft	30.00 ml/min
4/22/2020 11:24 AM	15:00	7.63 pH	6.87 °C	233.95 µS/cm	0.31 mg/L	24.00 NTU	36.4 mV	7.53 ft	49.00 ml/min
4/22/2020 11:29 AM	20:00	7.65 pH	6.77 °C	233.41 µS/cm	0.26 mg/L	28.00 NTU	37.8 mV	7.54 ft	50.00 ml/min
4/22/2020 11:34 AM	25:00	7.66 pH	6.73 °C	233.67 µS/cm	0.22 mg/L	38.00 NTU	36.5 mV	7.61 ft	45.00 ml/min
4/22/2020 11:39 AM	30:00	7.67 pH	6.74 °C	232.98 µS/cm	0.18 mg/L	37.00 NTU	31.0 mV	7.63 ft	54.00 ml/min
4/22/2020 11:44 AM	35:00	7.68 pH	6.78 °C	233.31 µS/cm	0.15 mg/L	33.00 NTU	27.1 mV	7.64 ft	45.00 ml/min
4/22/2020 11:49 AM	40:00	7.69 pH	6.78 °C	232.56 µS/cm	0.17 mg/L	33.00 NTU	24.2 mV	6.74 ft	58.00 ml/min
4/22/2020 11:54 AM	45:00	7.69 pH	6.79 °C	232.51 µS/cm	0.12 mg/L	29.00 NTU	15.3 mV	6.74 ft	55.00 ml/min
4/22/2020 11:59 AM	50:00	7.70 pH	6.69 °C	231.33 µS/cm	0.13 mg/L	27.00 NTU	12.4 mV	6.74 ft	52.00 ml/min
4/22/2020 12:04 PM	55:00	7.71 pH	6.58 °C	232.05 µS/cm	0.12 mg/L	25.00 NTU	9.2 mV	6.74 ft	52.00 ml/min
4/22/2020 12:09 PM	01:00:00	7.72 pH	6.67 °C	231.76 µS/cm	0.11 mg/L	23.00 NTU	4.6 mV	6.76 ft	55.00 ml/min
4/22/2020 12:14 PM	01:05:00	7.72 pH	6.63 °C	231.01 µS/cm	0.09 mg/L	20.00 NTU	0.7 mV	6.76 ft	56.00 ml/min
4/22/2020 12:19 PM	01:10:00	7.73 pH	6.63 °C	230.53 µS/cm	0.11 mg/L	20.00 NTU	-3.2 mV	6.76 ft	53.00 ml/min
4/22/2020 12:24 PM	01:15:00	7.73 pH	6.78 °C	230.48 µS/cm	0.10 mg/L	19.00 NTU	-8.9 mV	6.76 ft	55.00 ml/min

Samples

Sample ID:	Description:
TRY_MW-C6D	Sample Start Time: 1245 Parameters: PFAS, SVOCs, VOCs, As, Mn, 1,4-dioxane Sample End Time: 1335

Low-Flow Test Report:

Test Date / Time: 4/24/2020 9:45:52 AM
Project: TRY_MW-101S Troy Mills Landfill (3)
Operator Name: M. Murphy

Location Name: TRY_MW-101S **Well Diameter: 2 in** **Casing Type: PVC** **Screen Length: 10 ft** **Top of Screen: 19.4 ft** **Total Depth: 29.4 ft** **Initial Depth to Water: 18.79 ft**	**Pump Type: QED T1250** **Tubing Type: Teflon** **Tubing Inner Diameter: 0.17 in** **Tubing Length: 26.9 ft** **Pump Intake From TOC: 24.4 ft** **Flow Cell Volume: 90 ml** **Final Flow Rate: 50 ml/min** **Final Draw Down: 1.24 ft**	**Instrument Used: SmarTROLL MP** **Serial Number: 378563**

Test Notes:
PRIOR TO SAMPLING:

Pump serial number: QED 1250 Model MP10-3584
Turbidity meter model and serial number (or similar unique designation, i.e., last four digits): Hach 2100Q 29745

Total tubing length (inside & outside of well): (24.4 ft + 2.5 ft) = 26.9 ft
PVR (including calculations): (26.9 ft × 4.5 mL/ft) +100 mL = 221.05 mL

Maximum allowable drawdown rate: 0.02ft per 5mins
Is #14 tubing used at this location? No

DURING/AFTER SAMPLING:

Pump start time: 0930

Parameters reached stabilization? No
If no, list parameters: All parameters did not stabilize.
Total volume purged prior to sampling: 1.0 L
Minimum PVR reached (compare purge amount to PVR)? Yes, 1.0 L > 221.05 mL
2 Hour time limit reached? No

Modified sampling required? (Clock time when modified sampling begins): Yes, 0945
Condition that triggered Modified Sampling: Groundwater level (19.43 ft) dropped below top of well screen (19.4 ft).

Final pressure of bladder pump: 16 psi
Final refill rate: 56 seconds
Final discharge rate: 4 seconds

Any adjustments made (including flow rates, tubing, etc.): Flow rate reduced to 50 mL/min based on prior years data.

Final water level: 20.03 ft
Total actual volume purged (delete Estimated Purge Volume): 2.5 L

TRY_MW-101S

Measured Well Depth, if required (note variation in total depth compared to previously documented): NA
Pump Off: 1035

Weather Conditions:
Cloudy, raining, 40s

Low-Flow Readings:

Date Time	Elapsed Time	pH	Temperature	Specific Conductivity	RDO Concentration	Turbidity	ORP	Depth To Water	Flow
		+/- 0.1	+/- 1	+/- 3 %	+/- 10 %	+/- 10 %	+/- 10	+/- 0.02	
4/24/2020 9:45 AM	00:00	6.42 pH	8.00 °C	475.85 µS/cm	0.79 mg/L	4.60 NTU	-60.1 mV	19.18 ft	50.00 ml/min
4/24/2020 9:50 AM	05:00	6.46 pH	7.98 °C	485.29 µS/cm	0.48 mg/L	3.10 NTU	-48.3 mV	19.43 ft	50.00 ml/min

Samples

Sample ID:	Description:
TRY_MW-101S	Sample Start Time: 0950 Parameters: PFAS, SVOCs, VOCs, As, Mn, 1,4-dioxane Sample End Time: 1035

Created using VuSitu from In-Situ, Inc.

Low-Flow Test Report:

Test Date / Time: 4/27/2020 1:23:44 PM
Project: TRY_MW-101D Troy Mills landfill (2)
Operator Name: Andrew Fournier

Location Name: TRY_MW-101D **Well Diameter: 2 in** **Casing Type: PVC** **Screen Length: 10 ft** **Top of Screen: 57.1 ft** **Total Depth: 67.1 ft** Initial Depth to Water: 17.02 ft TRJ 6/10/2020	**Pump Type: QED T1250** **Tubing Type: Teflon** **Tubing Inner Diameter: 0.17 in** **Tubing Length: 64.1 ft** **Pump Intake From TOC: 62.1 ft** **Flow Cell Volume: 90 ml** **Final Flow Rate: 54 ml/min** Final Draw Down: 5.09ft	**Instrument Used: SmarTROLL MP** **Serial Number: 505592**

Test Notes:

PRIOR TO SAMPLING:

Pump serial number: QED T1250
Turbidity meter model and serial number (or similar unique designation, i.e., last four digits): Hach 2100Q 9620

Total tubing length (inside & outside of well): (62.1ft + 2ft)= 64.1ft
Tubing inner diameter: 0.17inch
PVR (including calculations): (64.1ft)(4.5ml/ft) + 100ml = 390mL

Maximum allowable drawdown rate: 0.02ft/5minutes
Is #14 tubing used at this location? No

DURING/AFTER SAMPLING:

Pump start time:1318

Parameters reached stabilization? No
If no, list parameters: WL
Total volume purged prior to sampling: 4.0L
Minimum PVR reached (compare purge amount to PVR)? Yes
2 Hour time limit reached? No

Modified sampling required? (Clock time when)
Yes, 1435
Condition that triggered Modified Sampling: Insufficient recharge

Any adjustments made (including flow rates, tubing, etc.): na
Realized well was a mod due to insufficient recharge 1:00 into sampling. Lost connectivity with Bluetooth right before sampling.

Final water level: 22.11
Total actual volume purged (delete Estimated Purge Volume): 4.0L
Measured Well Depth, if required (note variation in total depth compared to previously documented):

TRY_MW-101D

Pump Off: 1515

Weather Conditions:
Rainy, 40s

Low-Flow Readings:

Date Time	Elapsed Time	pH	Temperature	Specific Conductivity	RDO Concentration	Turbidity	ORP	Depth To Water	Flow
		+/- 0.1	+/- 1	+/- 3 %	+/- 10 %	+/- 10 %	+/- 10	+/- 5	
4/27/2020 1:23 PM	00:00	6.78 pH	6.83 °C	108.21 µS/cm	8.74 mg/L		14.1 mV	17.33 ft	
4/27/2020 1:28 PM	05:00	6.82 pH	6.14 °C	109.75 µS/cm	2.61 mg/L	7.00 NTU	25.2 mV	17.60 ft	54.00 ml/min
4/27/2020 1:33 PM	10:00	6.86 pH	6.85 °C	110.76 µS/cm	1.21 mg/L	8.00 NTU	23.6 mV	17.91 ft	54.00 ml/min
4/27/2020 1:38 PM	15:00	6.91 pH	7.07 °C	111.49 µS/cm	0.73 mg/L	7.00 NTU	21.1 mV	18.26 ft	54.00 ml/min
4/27/2020 1:43 PM	20:00	6.95 pH	7.14 °C	112.09 µS/cm	0.70 mg/L	6.00 NTU	21.0 mV	18.53 ft	54.00 ml/min
4/27/2020 1:48 PM	25:00	6.98 pH	7.25 °C	112.26 µS/cm	0.64 mg/L	6.00 NTU	19.9 mV	18.90 ft	56.00 ml/min
4/27/2020 1:53 PM	30:00	6.99 pH	7.28 °C	112.52 µS/cm	0.61 mg/L	6.00 NTU	19.3 mV	19.12 ft	56.00 ml/min
4/27/2020 1:58 PM	35:00	7.01 pH	7.41 °C	112.14 µS/cm	0.58 mg/L	8.00 NTU	19.0 mV	19.34 ft	54.00 ml/min
4/27/2020 2:03 PM	40:00	7.03 pH	7.41 °C	112.48 µS/cm	0.58 mg/L	8.00 NTU	18.8 mV	19.53 ft	54.00 ml/min
4/27/2020 2:08 PM	45:00	7.03 pH	7.36 °C	112.55 µS/cm	0.57 mg/L	7.00 NTU	18.5 mV	19.72 ft	54.00 ml/min
4/27/2020 2:13 PM	50:00	7.05 pH	7.41 °C	112.37 µS/cm	0.55 mg/L	6.00 NTU	17.1 mV	19.87 ft	54.00 ml/min
4/27/2020 2:18 PM	55:00	7.05 pH	7.41 °C	112.33 µS/cm	0.50 mg/L	7.00 NTU	14.9 mV	20.03 ft	54.00 ml/min
4/27/2020 2:23 PM	01:00:00	7.07 pH	7.51 °C	112.29 µS/cm	0.44 mg/L	6.00 NTU	12.4 mV	20.03 ft	54.00 ml/min
4/27/2020 2:28 PM	01:05:00	7.08 pH	7.55 °C	112.39 µS/cm	0.44 mg/L		11.1 mV	20.03 ft	54.00 ml/min
4/27/2020 2:41 PM	01:17:40	6.83 pH	8.28 °C	0.00 µS/cm	11.19 mg/L		27.5 mV	20.03 ft	54.00 ml/min

Lost connectivity w/ bluetooth, Field parameter readings after 1hr are not representative. TRJ 6/10/20

Samples

Sample ID:	Description:
TRY_MW-101D	Sample Start time: 1435 Parameters: PFAS, SVOCSs, VOCs, As, Mn, and 1-4 dioxane Sample End time: 1515

Created using VuSitu from In-Situ, Inc

Low-Flow Test Report:

Test Date / Time: 4/27/2020 10:31:13 AM
Project: TRY_MW-102 Troy Mills Landfill (2)
Operator Name: Matt Bergen

TPS 6/10/20

Location Name: TRY_MW-102	**Pump Type: QED Sample Pro ~~10590~~ T1250**	**Instrument Used: SmarTROLL MP**
Well Diameter: 2 in	**Tubing Type: Teflon**	**Serial Number: 643266**
Casing Type: PVC	**Tubing Inner Diameter: 0.17 in**	
Screen Length: 15 ft	**Tubing Length: 35 ft**	
Top of Screen: 21.2 ft	**Pump Intake From TOC: 34 ft**	
Total Depth: 36.2 ft	**Flow Cell Volume: 90 ml**	
Initial Depth to Water: 19.44 ft	**Final Flow Rate: 52 ml/min**	
	Final Draw Down: 0.28 ft	

Test Notes:

PRIOR TO SAMPLING:

Pump serial number: QED Sample Pro: 10590
Turbidity meter model and serial number (or similar unique designation, i.e., last four digits):HACH 2100Q 7787

Total tubing length (inside & outside of well): 35 ft
Tubing inner diameter 0.17 in
PVR (including calculations): 35 ft x 4.5 ml/ft + 100 ml = 257.5 ml

Maximum allowable drawdown rate: 0.02 ft / 5 min
Is #14 tubing used at this location? No

DURING/AFTER SAMPLING:

Pump start time: 1026 hr

Parameters reached stabilization? Yes
If no, list parameters:n/a
Total volume purged prior to sampling: 5 L
Minimum PVR reached (compare purge amount to PVR)? Yes 5 L > 257.5 ml
2 Hour time limit reached? No

Modified sampling required? (Clock time when modified sampling begins): No
Condition that triggered Modified Sampling: n/a

Final pressure of bladder pump: 30 PSI
Final refill rate: 55 sec
Final discharge rate: 5 seconds

Any adjustments made (including flow rates, tubing, etc.): Decreased flow in begin from 54/6 sec to 55/5 sec. Orange flock in initial purge water

TRY_MW-102

Took Turbidity reading before metals sample =36 NTU

Final water level:19.76 ft
Total actual volume purged (delete Estimated Purge Volume):6L
Measured Well Depth, if required (note variation in total depth compared to previously documented):n/a
Pump Off: 1303

Weather Conditions:
Light rain 30s - 40s

Low-Flow Readings:

Date Time	Elapsed Time	pH	Temperature	Specific Conductivity	RDO Concentration	Turbidity	ORP	Depth To Water	Flow
		+/- 0.1	+/- 1	+/- 3 %	+/- 10 %	+/- 10 %	+/- 10	+/- 5	
4/27/2020 10:31 AM	00:00	8.27 pH	5.18 °C	301.52 µS/cm	11.25 mg/L		20.1 mV	19.49 ft	
4/27/2020 10:32 AM	01:13	8.00 pH	5.50 °C	360.27 µS/cm	6.22 mg/L	448.00 NTU	46.3 mV	19.50 ft	54.00 ml/min
4/27/2020 10:37 AM	06:13	7.47 pH	6.35 °C	399.86 µS/cm	2.68 mg/L	337.00 NTU	55.4 mV	19.54 ft	54.00 ml/min
4/27/2020 10:42 AM	11:13	7.39 pH	6.63 °C	401.24 µS/cm	2.19 mg/L	271.00 NTU	56.8 mV	19.56 ft	50.00 ml/min
4/27/2020 10:47 AM	16:13	7.34 pH	6.73 °C	401.23 µS/cm	1.87 mg/L	234.00 NTU	55.4 mV	19.58 ft	50.00 ml/min
4/27/2020 10:52 AM	21:13	7.30 pH	6.92 °C	400.66 µS/cm	1.61 mg/L	208.00 NTU	56.0 mV	19.61 ft	50.00 ml/min
4/27/2020 10:57 AM	26:13	7.29 pH	6.94 °C	400.73 µS/cm	1.39 mg/L	179.00 NTU	56.2 mV	19.63 ft	50.00 ml/min
4/27/2020 11:02 AM	31:13	7.27 pH	6.98 °C	400.19 µS/cm	1.22 mg/L	143.00 NTU	55.5 mV	19.64 ft	50.00 ml/min
4/27/2020 11:07 AM	36:13	7.26 pH	6.96 °C	399.87 µS/cm	1.06 mg/L	131.00 NTU	56.1 mV	19.65 ft	50.00 ml/min
4/27/2020 11:12 AM	41:13	7.24 pH	6.98 °C	399.74 µS/cm	0.93 mg/L	120.00 NTU	56.2 mV	19.66 ft	50.00 ml/min
4/27/2020 11:17 AM	46:13	7.23 pH	6.97 °C	400.14 µS/cm	0.81 mg/L	109.00 NTU	55.0 mV	19.67 ft	50.00 ml/min
4/27/2020 11:22 AM	51:13	7.23 pH	6.97 °C	400.28 µS/cm	0.74 mg/L	103.00 NTU	55.2 mV	19.68 ft	52.00 ml/min
4/27/2020 11:27 AM	56:13	7.21 pH	6.95 °C	400.42 µS/cm	0.65 mg/L	82.00 NTU	55.0 mV	19.69 ft	52.00 ml/min
4/27/2020 11:32 AM	01:01:13	7.20 pH	7.06 °C	400.29 µS/cm	0.60 mg/L	81.00 NTU	54.4 mV	19.69 ft	52.00 ml/min
4/27/2020 11:37 AM	01:06:13	7.18 pH	7.19 °C	399.87 µS/cm	0.57 mg/L	72.00 NTU	55.0 mV	19.70 ft	52.00 ml/min
4/27/2020 11:42 AM	01:11:13	7.17 pH	7.24 °C	399.79 µS/cm	0.52 mg/L	52.00 NTU	52.9 mV	19.70 ft	52.00 ml/min
4/27/2020 11:47 AM	01:16:13	7.17 pH	7.26 °C	400.33 µS/cm	0.47 mg/L	45.00 NTU	47.5 mV	19.71 ft	52.00 ml/min
4/27/2020 11:52 AM	01:21:13	7.16 pH	7.22 °C	401.17 µS/cm	0.43 mg/L	41.00 NTU	46.4 mV	19.71 ft	52.00 ml/min
4/27/2020 11:57 AM	01:26:13	7.15 pH	7.26 °C	401.08 µS/cm	0.40 mg/L	40.00 NTU	46.3 mV	19.72 ft	52.00 ml/min
4/27/2020 12:02 PM	01:31:13	7.15 pH	7.24 °C	401.48 µS/cm	0.39 mg/L	33.00 NTU	45.7 mV	19.72 ft	52.00 ml/min

TRY_MW-102

4/27/2020 12:07 PM	01:36:13	7.14 pH	7.21 °C	401.39 µS/cm	0.38 mg/L	34.00 NTU	46.3 mV	19.72 ft	52.00 ml/min
4/27/2020 12:12 PM	01:41:13	7.13 pH	7.26 °C	400.72 µS/cm	0.36 mg/L	33.00 NTU	47.1 mV	19.72 ft	52.00 ml/min

* qualify metals samples
TPJ 6/10/20

Samples

Sample ID:	Description:
TRY_MW-102	Sample analysis : PFAS, SVOCs, VOCs, 1,4-DIOXANE, Mn and As No QA samples Sample time:1215 hrs Stop time: 1303

Created using VuSitu from In-Situ, Inc.

Low-Flow Test Report:

Test Date / Time: 4/22/2020 10:16:42 AM
Project: TRY_MW-104S Troy Mills Landfill (2)
Operator Name: Andrew Fournier

Location Name: TRY_MW-104S **Well Diameter: 2 in** **Casing Type: PVC** **Screen Length: 12 ft** **Top of Screen: 5 ft** **Total Depth: 17.7 ft** **Initial Depth to Water: 3.48 ft**	**Pump Type: QED T1250** **Tubing Type: Teflon** **Tubing Inner Diameter: 0.17 in** **Tubing Length: 18.5 ft** **Pump Intake From TOC: 15.5 ft** **Flow Cell Volume: 90 ml** **Final Flow Rate: 90 ml/min** **Final Draw Down: 0 ft**	**Instrument Used: SmarTROLL MP** **Serial Number: 505592**

Test Notes:

PRIOR TO SAMPLING:

Pump serial number: QED T1250
Turbidity meter model and serial number (or similar unique designation, i.e., last four digits): Hach 9620

Total tubing length (inside & outside of well): 17.5 feet
Tubing inner diameter: 0.17 inches
PVR (including calculations): (4.5ml/ft)(15.5 ft + 3 ft) + 100ml=283ml

Maximum allowable drawdown rate: 0.02ft/5 minutes
Is #14 tubing used at this location? NO

DURING/AFTER SAMPLING:

Pump start time: 1015

Parameters reached stabilization? Yes
If no, list parameters:
Total volume purged prior to sampling: 5.0 L
Minimum PVR reached (compare purge amount to PVR)? Yes
2 Hour time limit reached? No

Modified sampling required? (Clock time when modified sampling begins): No
Condition that triggered Modified Sampling: na

Any adjustments made (including flow rates, tubing, etc.):

Final water level: 3.48 feet
Total actual volume purged (delete Estimated Purge Volume): 5.5L
Measured Well Depth, if required (note variation in total depth compared to previously documented):
Pump Off: 1140

TRY-MW-104S

Weather Conditions:
Partly cloudy, 30-40s

Low-Flow Readings:

Date Time	Elapsed Time	pH	Temperature	Specific Conductivity	RDO Concentration	Turbidity	ORP	Depth To Water	Flow
		+/- 0.1	+/- 1	+/- 3	+/- 10	+/- 10	+/- 10	+/- 5	
4/22/2020 10:16 AM	00:00	7.32 pH	5.20 °C	389.23 µS/cm	6.47 mg/L		-24.7 mV	3.48 ft	
4/22/2020 10:21 AM	05:00	6.58 pH	5.20 °C	432.51 µS/cm	0.59 mg/L	55.00 NTU	-30.1 mV	3.48 ft	94.00 ml/min
4/22/2020 10:26 AM	10:00	6.44 pH	4.91 °C	431.72 µS/cm	0.27 mg/L	49.00 NTU	-32.5 mV	3.48 ft	94.00 ml/min
4/22/2020 10:31 AM	15:00	6.45 pH	4.96 °C	428.61 µS/cm	0.18 mg/L	23.00 NTU	-33.6 mV	3.48 ft	92.00 ml/min
4/22/2020 10:36 AM	20:00	6.40 pH	4.97 °C	426.94 µS/cm	0.13 mg/L	17.00 NTU	-34.5 mV	3.48 ft	90.00 ml/min
4/22/2020 10:41 AM	25:00	6.43 pH	5.06 °C	426.45 µS/cm	0.13 mg/L	10.00 NTU	-33.6 mV	3.48 ft	90.00 ml/min
4/22/2020 10:46 AM	30:00	6.44 pH	5.09 °C	424.11 µS/cm	0.13 mg/L	7.00 NTU	-34.3 mV	3.48 ft	92.00 ml/min
4/22/2020 10:51 AM	35:00	6.54 pH	5.16 °C	423.28 µS/cm	0.09 mg/L	6.00 NTU	-35.5 mV	3.48 ft	90.00 ml/min
4/22/2020 10:56 AM	40:00	6.47 pH	5.16 °C	423.86 µS/cm	0.07 mg/L	5.00 NTU	-34.5 mV	3.48 ft	90.00 ml/min
4/22/2020 11:01 AM	45:00	6.44 pH	5.37 °C	422.51 µS/cm	0.09 mg/L	4.80 NTU	-35.9 mV	3.48 ft	90.00 ml/min
4/22/2020 11:06 AM	50:00	6.47 pH	5.27 °C	421.32 µS/cm	0.13 mg/L	4.60 NTU	-34.7 mV	3.48 ft	90.00 ml/min

Samples

Sample ID:	Description:
TRY_MW-104S	Sample Start time:1110 Parameters: PFAS, SVOCS, VOCs, As, Mn, and 1-4 Dioxane Sample End time: 1140

Low-Flow Test Report:

Test Date / Time: 4/21/2020 10:50:49 AM
Project: TRY_MW-104D Troy Mills Landfill (2)
Operator Name: Andrew Fournier

Location Name: TRY_MW-104D **Well Diameter: 2 in** **Casing Type: PVC** **Screen Length: 15 ft** **Top of Screen: 37.1 ft** **Total Depth: 52.1 ft** **Initial Depth to Water: 3.63 ft**	**Pump Type: QED T1250** **Tubing Type: Teflon** **Tubing Inner Diameter: 0.17 in** **Tubing Length: 49.5 ft** **Pump Intake From TOC: 48 ft** **Flow Cell Volume: 90 ml** **Final Flow Rate: 50 ml/min** **Final Draw Down: 1.57 ft**	**Instrument Used: SmarTROLL MP** **Serial Number: 505592**

Test Notes:

PRIOR TO SAMPLING:

Pump serial number: QED T1250
Turbidity meter model and serial number (or similar unique designation, i.e., last four digits): Hach 9620

Total tubing length (inside & outside of well): 49.5ft
Tubing inner diameter: 0.17inches
PVR (including calculations): (4.5ml/ft) (49.5ft) +100ml=333ml

Maximum allowable drawdown rate: 0.02ft/5minutes
Is #14 tubing used at this location? No

DURING/AFTER SAMPLING:

Pump start time: 1046

Parameters reached stabilization? ~~No~~ Yes TPJ 6/10/20
If no, list parameters: ~~Water Depth~~ TPJ 6/10/20
Total volume purged prior to sampling: 6L
Minimum PVR reached (compare purge amount to PVR)? Yes
2 Hour time limit reached? Yes

Modified sampling required? (Clock time when modified sampling begins): No
Condition that triggered Modified Sampling:

Any adjustments made (including flow rates, tubing, etc.):

Final water level: 5.45 feet
Total actual volume purged (delete Estimated Purge Volume): 6.5L
Measured Well Depth, if required (note variation in total depth compared to previously documented):
Pump Off: 1353

TRY-MW-104D

Weather Conditions:
Cloudy, 40s

Low-Flow Readings:

Date Time	Elapsed Time	pH	Temperature	Specific Conductivity	RDO Concentration	Turbidity	ORP	Depth To Water	Flow
		+/- 0.1	+/- 1	+/- 3 %	+/- 10%	+/- 10%	+/- 10	+/- 0.02	
4/21/2020 10:50 AM	00:00	8.58 pH	9.28 °C	117.26 µS/cm	3.84 mg/L		57.4 mV	3.63 ft	
4/21/2020 10:55 AM	05:00	7.81 pH	7.42 °C	105.43 µS/cm	1.65 mg/L		29.9 mV	4.15 ft	52.00 ml/min
4/21/2020 11:00 AM	10:00	7.53 pH	7.27 °C	104.59 µS/cm	1.01 mg/L	6.00 NTU	11.4 mV	4.37 ft	58.00 ml/min
4/21/2020 11:05 AM	15:00	7.50 pH	7.12 °C	103.44 µS/cm	0.83 mg/L	8.00 NTU	5.9 mV	4.48 ft	58.00 ml/min
4/21/2020 11:10 AM	20:00	7.53 pH	7.03 °C	102.90 µS/cm	0.95 mg/L	7.00 NTU	8.2 mV	4.48 ft	58.00 ml/min
4/21/2020 11:15 AM	25:00	7.55 pH	7.24 °C	104.08 µS/cm	1.39 mg/L		12.4 mV	4.58 ft	58.00 ml/min
4/21/2020 11:20 AM	30:00	7.56 pH	7.02 °C	102.82 µS/cm	1.23 mg/L	5.00 NTU	14.5 mV	4.62 ft	56.00 ml/min
4/21/2020 11:25 AM	35:00	7.58 pH	7.02 °C	102.46 µS/cm	1.04 mg/L	6.00 NTU	12.6 mV	4.70 ft	50.00 ml/min
4/21/2020 11:30 AM	40:00	7.61 pH	7.03 °C	102.70 µS/cm	1.03 mg/L	5.00 NTU	10.3 mV	4.76 ft	50.00 ml/min
4/21/2020 11:35 AM	45:00	7.63 pH	7.12 °C	102.74 µS/cm	1.01 mg/L	5.00 NTU	9.8 mV	4.84 ft	56.00 ml/min
4/21/2020 11:40 AM	50:00	7.64 pH	7.11 °C	102.93 µS/cm	1.03 mg/L	5.00 NTU	10.3 mV	4.90 ft	50.00 ml/min
4/21/2020 11:45 AM	55:00	7.66 pH	7.07 °C	102.83 µS/cm	0.95 mg/L	6.00 NTU	8.6 mV	4.91 ft	50.00 ml/min
4/21/2020 11:50 AM	01:00:00	7.69 pH	7.08 °C	102.87 µS/cm	0.89 mg/L	5.00 NTU	6.2 mV	4.93 ft	50.00 ml/min
4/21/2020 11:55 AM	01:05:00	7.70 pH	7.03 °C	102.93 µS/cm	0.90 mg/L	5.00 NTU	4.4 mV	4.95 ft	50.00 ml/min
4/21/2020 12:00 PM	01:10:00	7.70 pH	7.07 °C	102.92 µS/cm	0.89 mg/L	5.00 NTU	5.4 mV	4.99 ft	50.00 ml/min
4/21/2020 12:05 PM	01:15:00	7.72 pH	7.02 °C	102.78 µS/cm	0.81 mg/L	5.00 NTU	1.7 mV	5.03 ft	50.00 ml/min
4/21/2020 12:10 PM	01:20:00	7.74 pH	6.97 °C	102.84 µS/cm	0.84 mg/L	5.00 NTU	1.3 mV	5.05 ft	50.00 ml/min
4/21/2020 12:15 PM	01:25:00	7.76 pH	6.94 °C	102.86 µS/cm	0.86 mg/L	7.00 NTU	2.6 mV	5.09 ft	50.00 ml/min
4/21/2020 12:20 PM	01:30:00	7.76 pH	6.96 °C	102.76 µS/cm	0.90 mg/L	7.00 NTU	4.4 mV	5.10 ft	50.00 ml/min
4/21/2020 12:25 PM	01:35:00	7.76 pH	6.98 °C	102.85 µS/cm	0.94 mg/L	8.00 NTU	8.6 mV	5.12 ft	50.00 ml/min
4/21/2020 12:30 PM	01:40:00	7.77 pH	7.02 °C	102.81 µS/cm	0.97 mg/L	9.00 NTU	10.8 mV	5.15 ft	50.00 ml/min
4/21/2020 12:35 PM	01:45:00	7.78 pH	7.03 °C	102.84 µS/cm	0.95 mg/L	10.00 NTU	12.2 mV	5.16 ft	50.00 ml/min
4/21/2020 12:40 PM	01:50:00	7.79 pH	7.02 °C	102.97 µS/cm	0.98 mg/L	10.00 NTU	13.0 mV	5.17 ft	50.00 ml/min
4/21/2020 12:45 PM	01:55:00	7.79 pH	6.96 °C	102.88 µS/cm	0.93 mg/L	11.00 NTU	13.6 mV	5.18 ft	50.00 ml/min

TRY_MW-104D

4/21/2020 12:50 PM	02:00:00	7.80 pH	7.02 °C	102.86 µS/cm	0.98 mg/L	10.00 NTU	14.6 mV	5.19 ft	50.00 ml/min
4/21/2020 12:55 PM	02:05:00	7.81 pH	6.96 °C	102.85 µS/cm	0.95 mg/L	10.00 NTU	14.8 mV	5.20 ft	50.00 ml/min

Samples

Sample ID:	Description:
TRY_MW-104D	Sample Start time: 1310 Parameters: PFAs, SVOCS, VOCs, As,MN, and 1-4 Dioxane Sample End time: 1353 Field BLANK taken at 1305

FIELD BLANK-FOURNIER PFAS 1305 TPJ 6/10/20

Created using VuSitu from In-Situ, Inc.

Low-Flow Test Report:

Test Date / Time: 4/21/2020 11:00:32 AM
Project: TRY_MW-105S Troy Mills Landfill (2)
Operator Name: M. Murphy

Location Name: TRY_MW-105S **Well Diameter: 2 in** **Casing Type: PVC** **Screen Length: 13 ft** **Top of Screen: 6.5 ft** **Total Depth: 21.1 ft** **Initial Depth to Water: 10.02 ft**	**Pump Type: QED T1250** **Tubing Type: Teflon** **Tubing Inner Diameter: 0.17 in** **Tubing Length: 19.5 ft** **Pump Intake From TOC: 17.5 ft** **Flow Cell Volume: 90 ml** **Final Flow Rate: 55 ml/min** **Final Draw Down: 0.03 ft**	**Instrument Used: SmarTROLL MP** **Serial Number: 378563**

Test Notes:
PRIOR TO SAMPLING:

Pump serial number: QED 1250 Model MP10-3585
Turbidity meter model and serial number (or similar unique designation, i.e., last four digits): Hach 2100Q 29745

Total tubing length (inside & outside of well): (17.5 ft + 2 ft) = 19.5 ft
PVR (including calculations): (19.5 ft + 4.5 mL/ft) + 100 mL = 187.75 mL

Maximum allowable drawdown rate: 0.02ft per 5mins
Is #14 tubing used at this location? No

DURING/AFTER SAMPLING:

Pump start time: 1100

Parameters reached stabilization? No
If no, list parameters: Specific Conductivity
Total volume purged prior to sampling:
Minimum PVR reached (compare purge amount to PVR)? Yes, 550 mL > 187.75 mL
2 Hour time limit reached? No

Modified sampling required? (Clock time when modified sampling begins): Yes, at time of pump start
Condition that triggered Modified Sampling: Groundwater level (10.02 ft) was measured below top of well screen (6.5 ft)

Final pressure of bladder pump: 10 psi
Final refill rate: 50 seconds
Final discharge rate: 10 seconds

Any adjustments made (including flow rates, tubing, etc.): psi lowered to reduce flow rate

Final water level: 10.05 ft
Total actual volume purged (delete Estimated Purge Volume): 800 mL

TRY_MW-105S

Measured Well Depth, if required (note variation in total depth compared to previously documented):
Pump Off: 1220

Weather Conditions:
Cloudy, 50s

Low-Flow Readings:

Date Time	Elapsed Time	pH	Temperature	Specific Conductivity	RDO Concentration	Turbidity	ORP	Depth To Water	Flow
		+/- 0.1	+/- 1	+/- 3 %	+/- 10 %	+/- 10 %	+/- 10	+/- 5	
4/21/2020 11:00 AM	00:00	6.04 pH	6.58 °C	93.84 µS/cm	5.83 mg/L		209.2 mV	10.05 ft	84.00 ml/min
4/21/2020 11:05 AM	05:00	6.02 pH	6.51 °C	89.40 µS/cm	6.10 mg/L	1.70 NTU	83.6 mV	10.05 ft	75.00 ml/min
4/21/2020 11:10 AM	10:00	6.01 pH	6.49 °C	86.09 µS/cm	6.41 mg/L	1.50 NTU	78.2 mV	10.05 ft	62.00 ml/min
4/21/2020 11:15 AM	15:00	5.99 pH	6.63 °C	85.41 µS/cm	6.55 mg/L	1.30 NTU	79.5 mV	10.05 ft	55.00 ml/min

Samples

Sample ID:	Description:
FIELD BLANK - MURPHY	Sample Start Time: 1120 Parameters: PFAS Sample End Time: 1121
TRY_MW-105S	Sample Start Time: 1125 Parameters: PFAS, SVOCs, VOCs, As, Mn, 1,4-dioxane Sample End Time: 1215

Created using VuSitu from In-Situ, Inc.

Low-Flow Test Report:

Test Date / Time: 4/21/2020 2:07:38 PM
Project: TRY_MW-105D Troy Mills Landfill (2)
Operator Name: M. Murphy

Location Name: TRY_MW-105D **Well Diameter: 2 in** **Casing Type: PVC** **Screen Length: 39.7 ft** **Top of Screen: 48.5 ft** **Total Depth: 87.9 ft** **Initial Depth to Water: 8.79 ft**	**Pump Type: QED Sample Pro** **Tubing Type: Teflon** **Tubing Inner Diameter: 0.17 in** **Tubing Length: 70 ft** **Pump Intake From TOC: 68 ft** **Flow Cell Volume: 90 ml** **Final Flow Rate: 50 ml/min** **Final Draw Down: 1.46 ft**	**Instrument Used: SmarTROLL MP** **Serial Number: 378563**

Test Notes:
PRIOR TO SAMPLING:

Pump serial number: QED Sample Pro #10590 Model MP10-3585
Turbidity meter model and serial number (or similar unique designation, i.e., last four digits): Hach 2100Q 29745

Total tubing length (inside & outside of well): (68 ft + 2 ft) = 70 ft
PVR (including calculations): (70 ft × 4.5 mL) + 100 mL = 415 mL

Maximum allowable drawdown rate: 0.02ft per 5mins
Is #14 tubing used at this location? No

DURING/AFTER SAMPLING:

Pump start time: 1400

Parameters reached stabilization? No
If no, list parameters: Only temperature and specific conductivity stabilized
Total volume purged prior to sampling: 650 mL
Minimum PVR reached (compare purge amount to PVR)? Yes, 650 mL > 415 mL
2 Hour time limit reached? No

Modified sampling required? (Clock time when modified sampling begins): Yes, at pump start
Condition that triggered Modified Sampling: This location is designated as an insufficient recharge well.

Final pressure of bladder pump: 40 psi
Final refill rate: 46 seconds
Final discharge rate: 14 seconds

Any adjustments made (including flow rates, tubing, etc.): No

Final water level: 13.74 ft
Total actual volume purged (delete Estimated Purge Volume): 1.5 L

TRY_MW-105D

Measured Well Depth, if required (note variation in total depth compared to previously documented): NA
Pump Off: 1520

Weather Conditions:
Raining, 40s

Low-Flow Readings:

Date Time	Elapsed Time	pH	Temperature	Specific Conductivity	RDO Concentration	Turbidity	ORP	Depth To Water	Flow
		+/- 0.1	+/- 1	+/- 3 %	+/- 10 %	+/- 10 %	+/- 10	+/- 5	
4/21/2020 2:07 PM	00:00	6.26 pH	7.12 °C	84.16 µS/cm	11.94 mg/L		344.2 mV	9.58 ft	68.00 ml/min
4/21/2020 2:12 PM	05:00	6.13 pH	7.05 °C	84.22 µS/cm	9.48 mg/L	5.00 NTU	114.5 mV	9.81 ft	55.00 ml/min
4/21/2020 2:17 PM	10:00	6.03 pH	7.12 °C	84.44 µS/cm	7.29 mg/L	4.00 NTU	92.5 mV	10.25 ft	50.00 ml/min

Samples

Sample ID:	Description:
TRY_MW-105D	Sample Start Time: 1420 Parameters: PFAS, SVOCs, VOCs, As, Mn, 1,4-dioxane Sample End Time: 1515

Created using VuSitu from In-Situ, Inc.

Low-Flow Test Report:

Test Date / Time: 4/28/2020 9:50:54 AM
Project: TRY_MW-201SX Troy Mills Landfill (3)
Operator Name: M. Murphy

Location Name: TRY_MW-201SX **Well Diameter: 2 in** **Casing Type: PVC** **Screen Length: 10 ft** **Top of Screen: 7.2 ft** **Total Depth: 17.2 ft** **Initial Depth to Water: 5.34 ft**	**Pump Type: QED T1250** **Tubing Type: Teflon** **Tubing Inner Diameter: 0.17 in** **Tubing Length: 14.7 ft** **Pump Intake From TOC: 12.2 ft** **Flow Cell Volume: 90 ml** **Final Flow Rate: 85 ml/min** **Final Draw Down: 0 ft**	**Instrument Used: SmarTROLL MP** **Serial Number: 378563**

Test Notes:
PRIOR TO SAMPLING:

Pump serial number: QED 1250 Model MP10-3584
Turbidity meter model and serial number (or similar unique designation, i.e., last four digits): Hach 2100Q 29745

Total tubing length (inside & outside of well): (12.2 ft + 2.5 ft) = 14.7 ft
PVR (including calculations): (14.7 ft × 4.5 mL/ft) +100 mL = 170 mL

Maximum allowable drawdown rate: 0.02ft per 5mins
Is #14 tubing used at this location? No

DURING/AFTER SAMPLING:

Pump start time: 0945

Parameters reached stabilization? Yes
If no, list parameters: NA
Total volume purged prior to sampling: 4.0 L
Minimum PVR reached (compare purge amount to PVR)? Yes, 4.0 L > 170 mL
2 Hour time limit reached? No

Modified sampling required? (Clock time when modified sampling begins): No
Condition that triggered Modified Sampling: NA

Final pressure of bladder pump: 13 psi
Final refill rate: 54 seconds
Final discharge rate: 6 seconds

Any adjustments made (including flow rates, tubing, etc.): Prior to sampling, the pump was removed and the ball valve was unstuck and cleaned. Sampling was then conducted as normal.

Final water level: 5.34 ft

TRY-MW-201SX

Total actual volume purged (delete Estimated Purge Volume): 6.25 L
Measured Well Depth, if required (note variation in total depth compared to previously documented): NA
Pump Off: 1125

Weather Conditions:
Partially cloudy, 50s

Low-Flow Readings:

Date Time	Elapsed Time	pH	Temperature	Specific Conductivity	RDO Concentration	Turbidity	ORP	Depth To Water	Flow
		+/- 0.1	+/- 1	+/- 3 %	+/- 10 %	+/- 10 %	+/- 10	+/- 0.02	
4/28/2020 9:50 AM	00:00	6.49 pH	9.22 °C	331.90 µS/cm	2.98 mg/L		-78.2 mV	5.34 ft	90.00 ml/min
4/28/2020 9:55 AM	05:00	6.45 pH	8.22 °C	460.44 µS/cm	1.23 mg/L	19.00 NTU	-77.1 mV	5.34 ft	92.00 ml/min
4/28/2020 10:00 AM	10:00	6.48 pH	8.17 °C	451.54 µS/cm	1.07 mg/L	18.00 NTU	-73.7 mV	5.34 ft	91.00 ml/min
4/28/2020 10:05 AM	15:00	6.52 pH	8.08 °C	433.97 µS/cm	0.47 mg/L	12.00 NTU	-71.8 mV	5.34 ft	91.00 ml/min
4/28/2020 10:10 AM	20:00	6.54 pH	8.13 °C	423.44 µS/cm	0.39 mg/L	12.00 NTU	-69.9 mV	5.34 ft	88.00 ml/min
4/28/2020 10:15 AM	25:00	6.54 pH	8.20 °C	421.39 µS/cm	0.61 mg/L	11.00 NTU	-67.9 mV	5.34 ft	80.00 ml/min
4/28/2020 10:20 AM	30:00	6.55 pH	8.37 °C	425.16 µS/cm	0.17 mg/L	12.00 NTU	-66.8 mV	5.34 ft	86.00 ml/min
4/28/2020 10:25 AM	35:00	6.54 pH	8.49 °C	427.09 µS/cm	0.12 mg/L	9.00 NTU	-65.2 mV	5.34 ft	92.00 ml/min
4/28/2020 10:30 AM	40:00	6.55 pH	8.65 °C	430.06 µS/cm	0.11 mg/L	8.00 NTU	-64.1 mV	5.34 ft	94.00 ml/min
4/28/2020 10:35 AM	45:00	6.55 pH	8.66 °C	433.59 µS/cm	0.13 mg/L	8.00 NTU	-62.9 mV	5.34 ft	85.00 ml/min

Samples

Sample ID:	Description:
TRY_MW-201SX	Sample Start Time: 1045 Parameters: PFAS, SVOCs, VOCs, As, Mn, 1,4-dioxane Sample End Time: 1120

Low-Flow Test Report:

Test Date / Time: 4/24/2020 11:38:38 AM
Project: TRY_MW-202P Troy Mills Landfill (2)
Operator Name: Andrew Fournier

Location Name: TRY_MW-202P **Well Diameter: 4 in** **Casing Type: PVC** **Screen Length: 55 ft** **Top of Screen: 4.9 ft** **Total Depth: 61.6 ft** **Initial Depth to Water: 8.52 ft**	**Pump Type: QED Sample Pro** **Tubing Type: Teflon** **Tubing Inner Diameter: 0.17 in** **Tubing Length: 54.2 ft** **Pump Intake From TOC: 52.5 ft** **Flow Cell Volume: 90 ml** **Final Flow Rate: 50 ml/min** **Final Draw Down: 0 ft**	**Instrument Used: SmarTROLL MP** **Serial Number: 505592**

Test Notes:

PRIOR TO SAMPLING:

Pump serial number: QED Sample Pro 10590
Turbidity meter model and serial number (or similar unique designation, i.e., last four digits): Hach 2100Q 9620

Total tubing length (inside & outside of well): (52.5ft + 2ft) = 54.5ft
Tubing inner diameter: 0.17 inch
PVR (including calculations): (54.5ft)(4.5ml/ft) +190ml = 350ml

Maximum allowable drawdown rate: 0.01ft/5 minute
Is #14 tubing used at this location? No

DURING/AFTER SAMPLING:

Pump start time: 1135

Parameters reached stabilization? No
If no, list parameters: All parameters
Total volume purged prior to sampling: 500ml
Minimum PVR reached (compare purge amount to PVR)? Yes
2 Hour time limit reached? No

Modified sampling required? (Clock time when modified sampling begins): Yes, 1135
Condition that triggered Modified Sampling: Initial water level below top of screen

Any adjustments made (including flow rates, tubing, etc.):

Final water level: 8.61ft
Total actual volume purged (delete Estimated Purge Volume): 1.5L
Measured Well Depth, if required (note variation in total depth compared to previously documented):
Pump Off: 1235

TRY-MW-202P

Weather Conditions:
Cloudy 40s

Low-Flow Readings:

Date Time	Elapsed Time	pH	Temperature	Specific Conductivity	RDO Concentration	Turbidity	ORP	Depth To Water	Flow
		+/- 0.1	+/- 1	+/- 3	+/- 10	+/- 10	+/- 10	+/- 5	
4/24/2020 11:38 AM	00:00	6.35 pH	9.65 °C	221.42 µS/cm	9.39 mg/L		-0.8 mV	8.52 ft	50.00 ml/min
4/24/2020 11:43 AM	05:00	6.46 pH	8.18 °C	223.18 µS/cm	4.58 mg/L	18.00 NTU	-5.7 mV	8.52 ft	50.00 ml/min

Samples

Sample ID:	Description:
TRY_MW-202P	Sample Start time: 1150 Parameters: PFAS, SVOCs, VOCs, As, Mn, and 1-4 dioxane Sample End time: 1235

Created using VuSitu from In-Situ, Inc.

Low-Flow Test Report:

Test Date / Time: 4/27/2020 10:19:02 AM
Project: TRY_MW-204 Troy Mills Landfill (2)
Operator Name: Andrew Fournier

Location Name: TRY_MW-204 **Well Diameter: 2 in** **Casing Type: PVC** **Screen Length: 10 ft** **Top of Screen: 22.8 ft** **Total Depth: 32.8 ft** **Initial Depth to Water: 17.21 ft**	**Pump Type: QED T1250** **Tubing Type: Teflon** **Tubing Inner Diameter: 0.17 in** **Tubing Length: 33.3 ft** **Pump Intake From TOC: 31.3 ft** **Flow Cell Volume: 90 ml** **Final Flow Rate: 84 ml/min** **Final Draw Down: 0.13 ft**	**Instrument Used: SmarTROLL MP** **Serial Number: 505592**

Test Notes:

PRIOR TO SAMPLING:

Pump serial number: QED T1250
Turbidity meter model and serial number (or similar unique designation, i.e., last four digits): Hach 2100Q 9620

Total tubing length (inside & outside of well): (31.3ft + 2ft) = 33.3ft
Tubing inner diameter: 0.17inch
PVR (including calculations): (33.3ft)(4.5ml/ft) + 100ml = 250ml

Maximum allowable drawdown rate: 0.02ft/5 minutes
Is #14 tubing used at this location? No

DURING/AFTER SAMPLING:

Pump start time: 1015

Parameters reached stabilization? Yes
If no, list parameters: na
Total volume purged prior to sampling: 7.0L
Minimum PVR reached (compare purge amount to PVR)? Yes
2 Hour time limit reached? No

Modified sampling required? (Clock time when modified sampling begins): No
Condition that triggered Modified Sampling: na

Any adjustments made (including flow rates, tubing, etc.): No

Final water level: 17.34 ft
Total actual volume purged (delete Estimated Purge Volume): 8.5L
Measured Well Depth, if required (note variation in total depth compared to previously documented):
Pump Off: 1215

TRY-MW-204

Weather Conditions:
Rainy, 40s

Low-Flow Readings:

Date Time	Elapsed Time	pH	Temperature	Specific Conductivity	RDO Concentration	Turbidity	ORP	Depth To Water	Flow
		+/- 0.1	+/- 1	+/- 3	+/- 10	+/- 10	+/- 10	+/- 5	
4/27/2020 10:19 AM	00:00	7.72 pH	7.44 °C	221.86 µS/cm	9.14 mg/L	82.00 NTU	160.1 mV	17.32 ft	82.00 ml/min
4/27/2020 10:24 AM	05:00	6.59 pH	6.64 °C	212.73 µS/cm	2.80 mg/L	68.00 NTU	39.6 mV	17.33 ft	84.00 ml/min
4/27/2020 10:29 AM	10:00	6.32 pH	6.73 °C	207.51 µS/cm	2.48 mg/L	47.00 NTU	37.2 mV	17.33 ft	84.00 ml/min
4/27/2020 10:34 AM	15:00	6.24 pH	6.59 °C	209.09 µS/cm	2.52 mg/L	29.00 NTU	34.9 mV	17.33 ft	84.00 ml/min
4/27/2020 10:39 AM	20:00	6.21 pH	6.53 °C	218.03 µS/cm	2.22 mg/L	21.00 NTU	26.9 mV	17.33 ft	84.00 ml/min
4/27/2020 10:44 AM	25:00	6.20 pH	6.49 °C	231.44 µS/cm	1.92 mg/L	14.00 NTU	19.1 mV	17.34 ft	84.00 ml/min
4/27/2020 10:49 AM	30:00	6.21 pH	6.54 °C	241.33 µS/cm	1.65 mg/L	13.00 NTU	13.1 mV	17.34 ft	84.00 ml/min
4/27/2020 10:54 AM	35:00	6.22 pH	6.54 °C	247.56 µS/cm	1.53 mg/L	11.00 NTU	12.2 mV	17.34 ft	84.00 ml/min
4/27/2020 10:59 AM	40:00	6.22 pH	6.59 °C	253.32 µS/cm	1.38 mg/L	10.00 NTU	11.2 mV	17.34 ft	84.00 ml/min
4/27/2020 11:04 AM	45:00	6.23 pH	6.59 °C	256.01 µS/cm	1.30 mg/L	9.00 NTU	10.4 mV	17.34 ft	84.00 ml/min
4/27/2020 11:09 AM	50:00	6.24 pH	6.54 °C	261.46 µS/cm	1.20 mg/L	7.00 NTU	8.8 mV	17.34 ft	84.00 ml/min
4/27/2020 11:14 AM	55:00	6.25 pH	6.50 °C	263.61 µS/cm	1.27 mg/L	6.00 NTU	7.2 mV	17.34 ft	84.00 ml/min
4/27/2020 11:19 AM	01:00:00	6.26 pH	6.32 °C	270.13 µS/cm	1.11 mg/L	5.00 NTU	5.6 mV	17.34 ft	84.00 ml/min
4/27/2020 11:24 AM	01:05:00	6.26 pH	6.34 °C	272.85 µS/cm	1.05 mg/L	4.60 NTU	5.2 mV	17.34 ft	84.00 ml/min
4/27/2020 11:29 AM	01:10:00	6.28 pH	6.54 °C	276.84 µS/cm	0.94 mg/L	4.40 NTU	3.6 mV	17.34 ft	84.00 ml/min
4/27/2020 11:34 AM	01:15:00	6.28 pH	6.54 °C	276.36 µS/cm	0.90 mg/L	4.50 NTU	2.9 mV	17.34 ft	84.00 ml/min
4/27/2020 11:39 AM	01:20:00	6.29 pH	6.54 °C	279.05 µS/cm	0.86 mg/L	4.50 NTU	2.7 mV	17.34 ft	84.00 ml/min

Samples

Sample ID:	Description:
TRY-MW_204	Sample Start time: 1145 Parameters: PFAS, SVOCSs, VOCs, As, Mn, and 1-4 Dioxane Sample End time: 1215

Low-Flow Test Report:

Test Date / Time: 4/28/2020 9:25:35 AM
Project: TRY_MW-205 Troy Mills Landfill (2)
Operator Name: Andrew Fournier

Location Name: TRTY_MW-205 **Well Diameter: 2 in** **Casing Type: PVC** **Screen Length: 10 ft** **Top of Screen: 29.1 ft** **Total Depth: 39.1 ft** **Initial Depth to Water: 28.35 ft**	**Pump Type: QED T1250** **Tubing Type: Polyethylene** **Tubing Inner Diameter: 0.17 in** **Tubing Length: 40.1 ft** **Pump Intake From TOC: 37.6 ft** **Flow Cell Volume: 90 ml** **Final Flow Rate: 52 ml/min** **Final Draw Down: 0.39 ft**	**Instrument Used: SmarTROLL MP** **Serial Number: 505592**

Test Notes:

PRIOR TO SAMPLING:

Pump serial number: QED T1250
Turbidity meter model and serial number (or similar unique designation, i.e., last four digits): Hach 2100Q 9620

Total tubing length (inside & outside of well): (37.6ft + 2.5ft) = 40.1ft
Tubing inner diameter: 0.17 inch
PVR (including calculations): (40.1ft)(4.5ml/ft) + 100ml = 280ml

Maximum allowable drawdown rate: 0.02ft/ 5 minutes
Is #14 tubing used at this location? No

DURING/AFTER SAMPLING:

Pump start time:918

Parameters reached stabilization? No
If no, list parameters: All parameters
Total volume purged prior to sampling: 400ml
Minimum PVR reached (compare purge amount to PVR)? Yes
2 Hour time limit reached? No

Modified sampling required? (Clock time when modified sampling begins): 918
Condition that triggered Modified Sampling: Water Level below top of screen

Any adjustments made (including flow rates, tubing, etc.): No

Final water level: 29.18ft
Total actual volume purged (delete Estimated Purge Volume): 1.5L
Measured Well Depth, if required (note variation in total depth compared to previously documented):
Pump Off: 1010

TRY-MW-205

Weather Conditions:
Overcast, 50s

Low-Flow Readings:

Date Time	Elapsed Time	pH	Temperature	Specific Conductivity	RDO Concentration	Turbidity	ORP	Depth To Water	Flow
		+/- 0.1	+/- 1	+/- 3 %	+/- 10 %	+/- 10 %	+/- 10	+/- 5	
4/28/2020 9:25 AM	00:00	7.17 pH	10.82 °C	293.09 µS/cm	3.58 mg/L	13.00 NTU	57.3 mV	28.35 ft	52.00 ml/min
4/28/2020 9:30 AM	05:00	6.21 pH	9.05 °C	482.63 µS/cm	0.88 mg/L	11.00 NTU	-68.4 mV	28.74 ft	52.00 ml/min

Samples

Sample ID:	Description:
TRY_MW-205	Sample Start time: 940 Parameters: PFAS, SVOCSs, VOCs, As, Mn, and 1-4 Dioxane Sample End time:1010

Created using VuSitu from In-Situ, Inc

Low-Flow Test Report:

Test Date / Time: 4/24/2020 9:41:23 AM
Project: TRY_MW-301X Troy Mills Landfill (2)
Operator Name: Matt Bergen

Location Name: TRY_MW-301X **Well Diameter: 2 in** **Casing Type: PVC** **Screen Length: 10 ft** **Top of Screen: 42.5 ft** **Total Depth: 52.5 ft** **Initial Depth to Water: 33.44 ft**	**Pump Type: QED Sample Pro 12863** **Tubing Type: Teflon** **Tubing Inner Diameter: 0.17 in** **Tubing Length: 51 ft** **Pump Intake From TOC: 47.5 ft** **Flow Cell Volume: 90 ml** **Final Flow Rate: 60 ml/min** **Final Draw Down: 0.14 ft**	**Instrument Used: SmarTROLL MP** **Serial Number: 643266**

Test Notes:

PRIOR TO SAMPLING:

Pump serial number: QED Sample Pro 12863
Turbidity meter model and serial number (or similar unique designation, i.e., last four digits):HACH 2100Q 7787

Total tubing length (inside & outside of well): 51 ft
Tubing inner diameter 0.17 in
PVR (including calculations): 51ft x 4.5 ml/ft + 100 ml = 329.5 ml

Maximum allowable drawdown rate: 0.02 ft / 5 min
Is #14 tubing used at this location? No

DURING/AFTER SAMPLING:

Pump start time:0936 hrs

Parameters reached stabilization? Yes
If no, list parameters:
Total volume purged prior to sampling: 2.7 L
Minimum PVR reached (compare purge amount to PVR)? Yes, 2.7 L > 329.5 mL
2 Hour time limit reached? No

Modified sampling required? (Clock time when modified sampling begins): No
Condition that triggered Modified Sampling: n/a

Final pressure of bladder pump: 30 PSI
Final refill rate: 48 sec
Final discharge rate: 12 sec

Any adjustments made (including flow rates, tubing, etc.): No adjustments

TRY_MW-301X

Final water level: 33.58 ft
Total actual volume purged (delete Estimated Purge Volume): 3.2 L
Measured Well Depth, if required (note variation in total depth compared to previously documented): n/a
Pump Off: 1113 hrs

Weather Conditions:
Overcast 40s scattered rain

Low-Flow Readings:

Date Time	Elapsed Time	pH	Temperature	Specific Conductivity	RDO Concentration	Turbidity	ORP	Depth To Water	Flow
		+/- 0.1	+/- 1	+/- 3 %	+/- 10 %	+/- 10 %	+/- 10	+/- 5	
4/24/2020 9:41 AM	00:00	7.74 pH	8.38 °C	295.15 µS/cm	10.33 mg/L	14.00 NTU	107.9 mV	33.55 ft	60.00 ml/min
4/24/2020 9:46 AM	05:00	7.29 pH	8.28 °C	257.82 µS/cm	3.43 mg/L	3.00 NTU	76.5 mV	33.57 ft	60.00 ml/min
4/24/2020 9:51 AM	10:00	7.24 pH	8.67 °C	246.61 µS/cm	1.77 mg/L	2.00 NTU	61.3 mV	33.58 ft	60.00 ml/min
4/24/2020 9:56 AM	15:00	7.22 pH	8.78 °C	238.79 µS/cm	1.12 mg/L	2.00 NTU	58.0 mV	33.58 ft	60.00 ml/min
4/24/2020 10:01 AM	20:00	7.19 pH	8.75 °C	237.49 µS/cm	1.01 mg/L	1.00 NTU	47.3 mV	33.58 ft	60.00 ml/min
4/24/2020 10:06 AM	25:00	7.17 pH	8.66 °C	237.04 µS/cm	0.89 mg/L	1.00 NTU	43.2 mV	33.58 ft	58.00 ml/min
4/24/2020 10:11 AM	30:00	7.14 pH	8.75 °C	236.28 µS/cm	0.78 mg/L	1.00 NTU	40.8 mV	33.58 ft	58.00 ml/min
4/24/2020 10:16 AM	35:00	7.10 pH	8.79 °C	236.58 µS/cm	0.72 mg/L	1.00 NTU	38.1 mV	33.58 ft	60.00 ml/min
4/24/2020 10:21 AM	40:00	7.08 pH	8.90 °C	236.25 µS/cm	0.63 mg/L	1.00 NTU	34.7 mV	33.58 ft	60.00 ml/min
4/24/2020 10:26 AM	45:00	7.07 pH	9.02 °C	235.96 µS/cm	0.58 mg/L	1.00 NTU	27.7 mV	33.58 ft	60.00 ml/min
4/24/2020 10:31 AM	50:00	7.05 pH	9.11 °C	236.75 µS/cm	0.55 mg/L	1.00 NTU	26.9 mV	33.58 ft	60.00 ml/min

Samples

Sample ID:	Description:
TRY_MW-301X	Sample analysis: PFAS, SVOCs, VOCS, 1,4-DIOXANE, Mn, and As No QA samples Sample time:1035 hrs Stop time: 1113 hrs

Created using VuSitu from In-Situ, Inc

Low-Flow Test Report:

Test Date / Time: 4/23/2020 12:52:46 PM
Project: TRY_MW-501X Troy Mills Landfill (2)
Operator Name: Matt Bergen

Location Name: TRTY_MW-501X **Well Diameter: 2 in** **Casing Type: PVC** **Screen Length: 10 ft** **Top of Screen: 4 ft** **Total Depth: 14 ft** **Initial Depth to Water: 5.81 ft**	**Pump Type: QED Sample Pro 12863** **Tubing Type: Teflon** **Tubing Inner Diameter: 0.17 in** **Tubing Length: 13 ft** **Pump Intake From TOC: 10.2 ft** **Flow Cell Volume: 90 ml** **Final Flow Rate: 50 ml/min** **Final Draw Down: 0.4 ft**	**Instrument Used: SmarTROLL MP** **Serial Number: 643266**

Test Notes:

PRIOR TO SAMPLING:

Pump serial number: QED Sample Pro 12863
Turbidity meter model and serial number (or similar unique designation, i.e., last four digits): HACH 2100Q 7787

Total tubing length (inside & outside of well):13 ft
Tubing inner diameter 0.17 ft
PVR (including calculations): 13ft x 4.5 ml/ft + 100 ml = 158.5 ml

Maximum allowable drawdown rate: 0.02 ft / 5 min
Is #14 tubing used at this location? No

DURING/AFTER SAMPLING :

Pump start time:1250 hrs

Parameters reached stabilization? No
If no, list parameters: none
Total volume purged prior to sampling: 250 ml
Minimum PVR reached (compare purge amount to PVR)? Yes 250 ml > 158.5 ml
2 Hour time limit reached? No

Modified sampling required? (Clock time when modified sampling begins): Yes, initial
Condition that triggered Modified Sampling: Initial WL below top of screen

Final pressure of bladder pump:10 psi
Final refill rate: 54 secs
Final discharge rate: 6 secs

Any adjustments made (including flow rates, tubing, etc.): Turbidity high, took reading before metals sample, 217 NTU.

TRY_MW-501X

Final water level: 7.95 ft
Total actual volume purged (delete Estimated Purge Volume): 500ml
Measured Well Depth, if required (note variation in total depth compared to previously documented):n/a
Pump Off: 1342 hrs

Weather Conditions:
Sunny 40s

Low-Flow Readings:

Date Time	Elapsed Time	pH	Temperature	Specific Conductivity	RDO Concentration	Turbidity	ORP	Depth To Water	Flow
		+/- 0.1	+/- 1	+/- 3 %	+/- 10 %	+/- 10 %	+/- 10	+/- 5	
4/23/2020 12:52 PM	00:00	8.04 pH	11.11 °C	162.84 µS/cm	5.93 mg/L	417.00 NTU	60.0 mV	6.01 ft	50.00 ml/min
4/23/2020 12:57 PM	05:00	7.74 pH	8.42 °C	159.42 µS/cm	3.11 mg/L		67.4 mV	6.21 ft	50.00 ml/min

* qualify metals samples TPJ 6/10/20

Samples

Sample ID:	Description:
TRY_MW-501X	Sample analysis: PFAS, SVOCs, VOCs, 1,4-DIOXANE, Mn, and As No QA samples Sample time: 1300 hrs Stop time 1342 hrs

Created using VuSitu from In-Situ, Inc.

Low-Flow Test Report:

Test Date / Time: 4/23/2020 9:15:10 AM
Project: TRY_MW-501D Troy Mills Landfill (2)
Operator Name: Matt Bergen

Location Name: TRY_MW-501D **Well Diameter: 2 in** **Casing Type: PVC** **Screen Length: 10 ft** **Top of Screen: 21.9 ft** **Total Depth: 31.9 ft** **Initial Depth to Water: 5.29 ft**	**Pump Type: QED T1250** **Tubing Type: Teflon** **Tubing Inner Diameter: 0.17 in** **Tubing Length: 29 ft** **Pump Intake From TOC: 26.9 ft** **Flow Cell Volume: 90 ml** **Final Flow Rate: 56 ml/min** **Final Draw Down: 2.24 ft**	**Instrument Used: SmarTROLL MP** **Serial Number: 643266**

Test Notes:

PRIOR TO SAMPLING:

Pump serial number: QED T1250
Turbidity meter model and serial number (or similar unique designation, i.e., last four digits):HACH 2100Q 7787

Total tubing length (inside & outside of well): 29 ft
Tubing inner diameter 0.17 in
PVR (including calculations): 29 ft x x 4.5 ml/ft +100 = 230.5 ml
Maximum allowable drawdown rate: 0.02 ft/5 min
Is #14 tubing used at this location? No

DURING/AFTER SAMPLING:

Pump start time: 0912 hrs

Parameters reached stabilization? No
If no, list parameters: WL
Total volume purged prior to sampling: 6.0 L
Minimum PVR reached (compare purge amount to PVR)? Yes 6L > 230.5 ml
2 Hour time limit reached? Yes

Modified sampling required? (Clock time when modified sampling begins):No
Condition that triggered Modified Sampling:n/a

Final pressure of bladder pump:15 PSI
Final refill rate: 54 sec
Final discharge rate: 6 sec

Any adjustments made (including flow rates, tubing, etc.): Adjusted pressure and flow from 18 psi and 53/7 rate to 15 psi 50/10 to get a lower flow rate.
Flow rate creeping up, adjusted flow at 1107 to 54/6

TRY-MW-501D

Water would occasionally recede up line a couple inches throughout recording/ sampling.

Final water level: 7.79 ft
Total actual volume purged (delete Estimated Purge Volume):6.3 L
Measured Well Depth, if required (note variation in total depth compared to previously documented):n/a
Pump Off: 1157 hrs

Weather Conditions:
Sunny 30-40

Low-Flow Readings:

Date Time	Elapsed Time	pH	Temperature	Specific Conductivity	RDO Concentration	Turbidity	ORP	Depth To Water	Flow
		+/- 0.1	+/- 1	+/- 3 %	+/- 10 %	+/- 10 %	+/- 10	+/- 5	
4/23/2020 9:15 AM	00:00	8.94 pH	5.25 °C	144.50 µS/cm	4.27 mg/L	3.00 NTU	91.8 mV	5.48 ft	56.00 ml/min
4/23/2020 9:20 AM	05:00	8.59 pH	5.04 °C	137.18 µS/cm	3.00 mg/L	2.00 NTU	52.2 mV	5.67 ft	50.00 ml/min
4/23/2020 9:25 AM	10:00	8.60 pH	5.37 °C	127.18 µS/cm	1.72 mg/L	2.00 NTU	47.1 mV	5.86 ft	54.00 ml/min
4/23/2020 9:30 AM	15:00	8.64 pH	5.49 °C	122.20 µS/cm	1.17 mg/L	1.00 NTU	44.4 mV	6.00 ft	54.00 ml/min
4/23/2020 9:35 AM	20:00	8.66 pH	5.66 °C	119.56 µS/cm	0.98 mg/L	1.00 NTU	42.6 mV	6.11 ft	56.00 ml/min
4/23/2020 9:40 AM	25:00	8.66 pH	5.85 °C	118.06 µS/cm	0.86 mg/L	1.00 NTU	42.9 mV	6.30 ft	60.00 ml/min
4/23/2020 9:45 AM	30:00	8.67 pH	6.04 °C	117.39 µS/cm	0.80 mg/L	1.00 NTU	42.4 mV	6.43 ft	54.00 ml/min
4/23/2020 9:50 AM	35:00	8.68 pH	6.15 °C	117.22 µS/cm	0.78 mg/L	1.00 NTU	42.9 mV	6.51 ft	52.00 ml/min
4/23/2020 9:55 AM	40:00	8.69 pH	6.16 °C	117.07 µS/cm	0.72 mg/L	1.00 NTU	42.1 mV	6.59 ft	54.00 ml/min
4/23/2020 10:00 AM	45:00	8.69 pH	6.24 °C	116.89 µS/cm	0.67 mg/L	2.00 NTU	41.1 mV	6.67 ft	54.00 ml/min
4/23/2020 10:05 AM	50:00	8.71 pH	6.33 °C	116.83 µS/cm	0.65 mg/L	2.00 NTU	40.5 mV	6.71 ft	50.00 ml/min
4/23/2020 10:10 AM	55:00	8.71 pH	6.34 °C	116.89 µS/cm	0.65 mg/L	1.00 NTU	40.4 mV	6.78 ft	54.00 ml/min
4/23/2020 10:15 AM	01:00:00	8.72 pH	6.43 °C	117.13 µS/cm	0.64 mg/L	1.00 NTU	39.2 mV	6.81 ft	54.00 ml/min
4/23/2020 10:20 AM	01:05:00	8.72 pH	6.44 °C	116.98 µS/cm	0.62 mg/L	1.00 NTU	38.5 mV	6.87 ft	54.00 ml/min
4/23/2020 10:25 AM	01:10:00	8.72 pH	6.55 °C	116.89 µS/cm	0.60 mg/L	2.00 NTU	38.4 mV	9.93 ft	54.00 ml/min
4/23/2020 10:30 AM	01:15:00	8.74 pH	6.65 °C	116.70 µS/cm	0.57 mg/L	2.00 NTU	39.2 mV	6.98 ft	56.00 ml/min
4/23/2020 10:35 AM	01:20:00	8.75 pH	6.73 °C	116.81 µS/cm	0.56 mg/L	2.00 NTU	37.3 mV	7.09 ft	58.00 ml/min
4/23/2020 10:40 AM	01:25:00	8.75 pH	6.89 °C	116.68 µS/cm	0.56 mg/L	2.00 NTU	37.4 mV	7.13 ft	54.00 ml/min
4/23/2020 10:45 AM	01:30:00	8.77 pH	6.86 °C	116.79 µS/cm	0.54 mg/L	2.00 NTU	35.7 mV	7.21 ft	54.00 ml/min
4/23/2020 10:50 AM	01:35:00	8.77 pH	6.98 °C	116.79 µS/cm	0.52 mg/L	2.00 NTU	34.6 mV	7.28 ft	60.00 ml/min

TRY_MW-501D

4/23/2020 10:55 AM	01:40:00	8.78 pH	7.03 °C	116.68 µS/cm	0.51 mg/L	2.00 NTU	33.5 mV	7.32 ft	60.00 ml/min
4/23/2020 11:00 AM	01:45:00	8.79 pH	7.03 °C	116.70 µS/cm	0.49 mg/L	2.00 NTU	32.4 mV	7.38 ft	58.00 ml/min
4/23/2020 11:05 AM	01:50:00	8.80 pH	7.08 °C	116.74 µS/cm	0.49 mg/L	2.00 NTU	31.3 mV	7.43 ft	60.00 ml/min
4/23/2020 11:10 AM	01:55:00	8.79 pH	7.12 °C	116.74 µS/cm	0.47 mg/L	2.00 NTU	29.0 mV	7.48 ft	52.00 ml/min
4/23/2020 11:15 AM	02:00:00	8.80 pH	7.21 °C	116.83 µS/cm	0.49 mg/L	2.00 NTU	28.2 mV	7.53 ft	56.00 ml/min

Samples

Sample ID:	Description:
TRY_MW-501D	Sample analysis: PFAS, SVOCs, VOCs, 1,4-DIOXANE, Mn and As No QA samples Sample time: 1120 hrs Stop time: 1157 hrs

Created using VuSitu from In-Situ, Inc.

Low-Flow Test Report:

Test Date / Time: 4/21/2020 2:43:13 PM
Project: TRY_MW-508X Troy Mills Landfill (2)
Operator Name: Matt Bergen

Location Name: TRY_MW-508X **Well Diameter: 2 in** **Screen Length: 5 ft** **Top of Screen: 4.7 ft** **Total Depth: 9.7 ft** **Initial Depth to Water: 4.76 ft**	**Pump Type: QED Sample pro 12863** **Tubing Type: Teflon** **Tubing Inner Diameter: 0.17 in** **Tubing Length: 9.6 ft** **Pump Intake From TOC: 8.1 ft** **Flow Cell Volume: 90 ml** **Final Flow Rate: 4.65 ml/min** **Final Draw Down: 0 ft**	**Instrument Used: SmarTROLL MP** **Serial Number: 643266**

Test Notes:

PRIOR TO SAMPLING:

Pump serial number: QED Sample Pro 12863
Turbidity meter model and serial number (or similar unique designation, i.e., last four digits):HACH 2100Q 7787

Total tubing length (inside & outside of well): 9.6 fy
Tubing inner diameter 0.17 in
PVR (including calculations): 9.6 ft x 4.5 ml/ft + 100 ml = 143.2 ml

Maximum allowable drawdown rate: 0.02 ft/ 5 min
Is #14 tubing used at this location? No

DURING/AFTER SAMPLING:

Pump start time:1438 hrs

Parameters reached stabilization? No
If no, list parameters: all, performed modified sample
Total volume purged prior to sampling:350 ml
Minimum PVR reached (compare purge amount to PVR)? Yes 350 ml > 143.2 ml
2 Hour time limit reached? No

Modified sampling required? (Clock time when modified sampling begins): Yes, initisl
Condition that triggered Modified Sampling: WL at top of screen.

Final pressure of bladder pump:10 psi
Final refill rate: 55 sec
Final discharge rate: 5 secs

Any adjustments made (including flow rates, tubing, etc.): lowered pump rate from 53/7 to 55/5
Other notes. Did not initially assemble pump correctly, blowing air into well. Removed it and corrected problem. First attempt was

TRY_MW-508X

at 1408, fixed by 1435 hrs

Turbidity was high initially. Collected reading right before METALS sample, it was 55 NTU.

WL was influenced by rain, final WL above initial WL.

Heavy rain during purging and sampling. TPJ 6/10/20

Final water level:4.32 ft
Total actual volume purged (delete Estimated Purge Volume):750 ml
Measured Well Depth, if required (note variation in total depth compared to previously documented):
Pump Off:1532

Weather Conditions:
50s light rain

Low-Flow Readings:

Date Time	Elapsed Time	pH	Temperature	Specific Conductivity	RDO Concentration	Turbidity	ORP	Depth To Water	Flow
		+/- 0.1	+/- 1	+/- 3 %	+/- 10 %	+/- 10 %	+/- 10	+/- 5	
4/21/2020 2:43 PM	00:00	7.74 pH	7.12 °C	22.23 µS/cm	9.36 mg/L		278.1 mV	4.76 ft	
4/21/2020 2:48 PM	05:00	7.48 pH	6.86 °C	18.31 µS/cm	8.48 mg/L	307.00 NTU	202.6 mV	4.76 ft	4.65 ml/min

Samples

Sample ID:	Description:
TRY_MW-508X	Sample analysis: PFAS, SVOCs, VOCs, 1,4-DIOXANE, Mn, and As No QA samples collected Start Time: 1450 hrs Stop: 1532 hrs

Low-Flow Test Report:

Test Date / Time: 4/23/2020 1:08:14 PM
Project: TRY_MW-601S Troy Mills Landfill (2)
Operator Name: Andrew ~~Fourniet~~ Fournier TPJ 6/10/20

Location Name: TRY_MW-601S **Well Diameter: 2 in** **Casing Type: PVC** **Screen Length: 15 ft** **Top of Screen: 14.3 ft** **Total Depth: 29.3 ft** **Initial Depth to Water: 19.9 ft**	**Pump Type: QED T1250** **Tubing Type: Teflon** **Tubing Inner Diameter: 0.17 in** **Tubing Length: 30.3 ft** **Pump Intake From TOC: 27.8 ft** **Flow Cell Volume: 90 ml** **Final Flow Rate: 50 ml/min** **Final Draw Down: 0.03 ft**	**Instrument Used: SmarTROLL MP** **Serial Number: 505592**

Test Notes:

PRIOR TO SAMPLING:

Pump serial number: QED T1250
Turbidity meter model and serial number (or similar unique designation, i.e., last four digits): HACH 2100Q 9620

Total tubing length (inside & outside of well): (27.8ft + 2.5ft)
Tubing inner diameter: 0.17inch
PVR (including calculations): (27.8ft + 2.5ft)(4.5ml/ft) + 100ml =240 ml

Maximum allowable drawdown rate: 0.02ft/ 5 minutes
Is #14 tubing used at this location? No

DURING/AFTER SAMPLING:

Pump start time:1305

Parameters reached stabilization? No
If no, list parameters: All parameters
Total volume purged prior to sampling: 350ml
Minimum PVR reached (compare purge amount to PVR)? Yes
2 Hour time limit reached? No

Modified sampling required? (Clock time when modified sampling begins): Yes, 1305
Condition that triggered Modified Sampling: Initial water level is below top of well screen

Any adjustments made (including flow rates, tubing, etc.): None

Final water level: 19.96
Total actual volume purged (delete Estimated Purge Volume): 1.0L
Measured Well Depth, if required (note variation in total depth compared to previously documented):
Pump Off: 1355

TRY_MW-601S

Weather Conditions:
Partly cloudy, 50

Low-Flow Readings:

Date Time	Elapsed Time	pH	Temperature	Specific Conductivity	RDO Concentration	Turbidity	ORP	Depth To Water	Flow
		+/- 0.1	+/- 1	+/- 3	+/- 10	+/- 10	+/- 10	+/- 5	
4/23/2020 1:08 PM	00:00	6.97 pH	18.61 °C	145.65 µS/cm	6.64 mg/L		62.8 mV	19.90 ft	
4/23/2020 1:13 PM	05:00	6.30 pH	11.56 °C	210.63 µS/cm	3.02 mg/L	1.00 NTU	66.5 mV	19.93 ft	50.00 ml/min

Samples

Sample ID:	Description:
TRY_MW-601S	Sample Start time: 1315 Parameters: PFAS, SVOCs, VOCs, As, Mn, and 1-4 Dioxane Sample End time: 1355

Created using VuSitu from In-Situ, Inc.

Low-Flow Test Report:

Test Date / Time: 4/23/2020 9:28:03 AM
Project: TRY_MW-601D Troy Mills Landfill (2)
Operator Name: Andrew Fournier

Location Name: TRY_MW-601D **Well Diameter: 2 in** **Casing Type: PVC** **Screen Length: 10 ft** **Top of Screen: 52.1 ft** **Total Depth: 62.1 ft** **Initial Depth to Water: 20.8 ft**	**Pump Type: QED T1250** **Tubing Type: Teflon** **Tubing Inner Diameter: 0.17 in** **Tubing Length: 59.1 ft** **Pump Intake From TOC: 57.1 ft** **Flow Cell Volume: 90 ml** **Final Flow Rate: 50 ml/min** **Final Draw Down: 2.73 ft**	**Instrument Used: SmarTROLL MP** **Serial Number: 505592**

Test Notes:

PRIOR TO SAMPLING:

Pump serial number:QED T1250
Turbidity meter model and serial number (or similar unique designation, i.e., last four digits): Hach 2100Q 9620

Total tubing length (inside & outside of well): (57.1ft + 2ft)
Tubing inner diameter: 0.17inch
PVR (including calculations): (59.1ft)(4.5ml/ft) + 100ml= 366ml

Maximum allowable drawdown rate: 0.02ft/5min
Is #14 tubing used at this location? No

DURING/AFTER SAMPLING:

Pump start time:924

Parameters reached stabilization? No
If no, list parameters: Water Level
Total volume purged prior to sampling: 5.5L
Minimum PVR reached (compare purge amount to PVR)? Yes
2 Hour time limit reached? Yes

Modified sampling required? (Clock time when modified sampling begins): No
Condition that triggered Modified Sampling:

Any adjustments made (including flow rates, tubing, etc.): Refill and discharge changed to 53/7 at 38psi

Final water level: 24.98ft
Total actual volume purged (delete Estimated Purge Volume): 6.0L
Measured Well Depth, if required (note variation in total depth compared to previously documented):
Pump Off: 1215

TRY-MW-601D

Weather Conditions:
Partly cloudy 40s

Low-Flow Readings:

Date Time	Elapsed Time	pH	Temperature	Specific Conductivity	RDO Concentration	Turbidity	ORP	Depth To Water	Flow
		+/- 0.1	+/- 1	+/- 3	+/- 10	+/- 10	+/- 10	+/- 5	
4/23/2020 9:28 AM	00:00	8.01 pH	9.13 °C	220.71 µS/cm	5.11 mg/L		32.7 mV	20.80 ft	
4/23/2020 9:33 AM	05:00	7.00 pH	7.29 °C	236.47 µS/cm	1.13 mg/L	6.00 NTU	-25.7 mV	21.48 ft	
4/23/2020 9:38 AM	10:00	6.85 pH	7.40 °C	246.53 µS/cm	0.75 mg/L	5.00 NTU	-49.9 mV	22.08 ft	54.00 ml/min
4/23/2020 9:43 AM	15:00	6.85 pH	7.36 °C	252.48 µS/cm	0.61 mg/L	5.00 NTU	-54.6 mV	22.24 ft	54.00 ml/min
4/23/2020 9:48 AM	20:00	6.83 pH	7.56 °C	253.22 µS/cm	0.56 mg/L	6.00 NTU	-53.6 mV	22.43 ft	50.00 ml/min
4/23/2020 9:53 AM	25:00	6.83 pH	7.70 °C	253.13 µS/cm	0.54 mg/L	9.00 NTU	-52.1 mV	22.49 ft	50.00 ml/min
4/23/2020 9:58 AM	30:00	6.83 pH	7.85 °C	252.23 µS/cm	0.57 mg/L	10.00 NTU	-50.7 mV	21.60 ft	50.00 ml/min
4/23/2020 10:03 AM	35:00	6.85 pH	7.85 °C	252.67 µS/cm	0.58 mg/L	8.00 NTU	-47.6 mV	22.68 ft	50.00 ml/min
4/23/2020 10:08 AM	40:00	6.82 pH	8.47 °C	253.31 µS/cm	0.64 mg/L	5.00 NTU	-45.5 mV	22.80 ft	50.00 ml/min
4/23/2020 10:13 AM	45:00	6.84 pH	8.09 °C	252.27 µS/cm	0.61 mg/L	4.80 NTU	-43.7 mV	22.88 ft	50.00 ml/min
4/23/2020 10:18 AM	50:00	6.84 pH	8.12 °C	252.69 µS/cm	0.57 mg/L	4.50 NTU	-42.0 mV	23.01 ft	50.00 ml/min
4/23/2020 10:23 AM	55:00	6.85 pH	8.27 °C	252.32 µS/cm	0.55 mg/L	4.80 NTU	-40.7 mV	22.88 ft	50.00 ml/min
4/23/2020 10:28 AM	01:00:00	6.85 pH	8.23 °C	250.98 µS/cm	0.55 mg/L	4.50 NTU	-42.0 mV	23.01 ft	50.00 ml/min
4/23/2020 10:33 AM	01:05:00	6.85 pH	8.01 °C	250.53 µS/cm	0.52 mg/L	4.60 NTU	-42.5 mV	23.14 ft	50.00 ml/min
4/23/2020 10:38 AM	01:10:00	6.85 pH	7.99 °C	251.47 µS/cm	0.53 mg/L	4.20 NTU	-42.6 mV	23.18 ft	50.00 ml/min
4/23/2020 10:43 AM	01:15:00	6.87 pH	8.28 °C	250.44 µS/cm	0.53 mg/L	4.10 NTU	-44.6 mV	23.22 ft	50.00 ml/min
4/23/2020 10:48 AM	01:20:00	6.88 pH	8.32 °C	249.95 µS/cm	0.49 mg/L	4.50 NTU	-44.7 mV	23.27 ft	50.00 ml/min
4/23/2020 10:53 AM	01:25:00	6.88 pH	8.40 °C	250.57 µS/cm	0.47 mg/L	4.70 NTU	-43.8 mV	23.29 ft	50.00 ml/min
4/23/2020 10:58 AM	01:30:00	6.88 pH	8.44 °C	250.01 µS/cm	0.45 mg/L	3.90 NTU	-44.4 mV	23.31 ft	50.00 ml/min
4/23/2020 11:03 AM	01:35:00	6.88 pH	8.80 °C	250.26 µS/cm	0.48 mg/L	3.70 NTU	-44.6 mV	23.33 ft	50.00 ml/min
4/23/2020 11:08 AM	01:40:00	6.89 pH	9.25 °C	247.52 µS/cm	0.55 mg/L	3.50 NTU	-44.0 mV	23.36 ft	50.00 ml/min
4/23/2020 11:13 AM	01:45:00	6.88 pH	8.75 °C	249.36 µS/cm	0.48 mg/L	3.40 NTU	-44.2 mV	23.40 ft	50.00 ml/min
4/23/2020 11:18 AM	01:50:00	6.89 pH	8.85 °C	249.70 µS/cm	0.44 mg/L	4.10 NTU	-44.4 mV	23.44 ft	50.00 ml/min
4/23/2020 11:23 AM	01:55:00	6.90 pH	9.13 °C	248.20 µS/cm	0.47 mg/L	4.00 NTU	-43.0 mV	23.49 ft	50.00 ml/min

TRY-MW-601D

4/23/2020 11:28 AM	02:00:00	6.89 pH	8.95 °C	249.72 µS/cm	0.45 mg/L	4.10 NTU	-42.6 mV	23.53 ft	50.00 ml/min

Samples

Sample ID:	Description:
TRY_MW-601D	Sample Start time: 1130 Parameters: PFAS, SVOCs, VOCs, As, Mn, and 1-4 dioxane Sample End time: 1215

Created using VuSitu from In-Situ, Inc

Low-Flow Test Report:

Test Date / Time: 4/24/2020 12:07:21 PM
Project: TRY_MW-602B Troy Mills Landfill (2)
Operator Name: M. Murphy

Location Name: TRY_MW-602B **Well Diameter: 2 in** **Casing Type: PVC** **Screen Length: 10 ft** **Top of Screen: 37.5 ft** **Total Depth: 47.5 ft** **Initial Depth to Water: 15.99 ft**	**Pump Type: QED T1250** **Tubing Type: Teflon** **Tubing Inner Diameter: 0.17 in** **Tubing Length: 46 ft** **Pump Intake From TOC: 42.5 ft** **Flow Cell Volume: 90 ml** **Final Flow Rate: 80 ml/min** **Final Draw Down: 0.25 ft**	**Instrument Used: SmarTROLL MP** **Serial Number: 378563**

Test Notes:
PRIOR TO SAMPLING:

Pump serial number: QED 1250 Model MP10-3584
Turbidity meter model and serial number (or similar unique designation, i.e., last four digits): Hach 2100Q 29745

Total tubing length (inside & outside of well): (42.5 ft + 3.5 ft) = 46 ft
PVR (including calculations): (46 ft × 4.5 mL/ft) + 100 = 307 mL

Maximum allowable drawdown rate: 0.02ft per 5mins
Is #14 tubing used at this location? No

DURING/AFTER SAMPLING:

Pump start time: 1205

Parameters reached stabilization? Yes
If no, list parameters: NA
Total volume purged prior to sampling: 4.0 L
Minimum PVR reached (compare purge amount to PVR)? Yes, 4.0 L > 307 mL
2 Hour time limit reached? No

Modified sampling required? (Clock time when modified sampling begins): No
Condition that triggered Modified Sampling: NA

Final pressure of bladder pump: 20 psi
Final refill rate: 43 seconds
Final discharge rate: 17 seconds

Any adjustments made (including flow rates, tubing, etc.): Lowered discharge time due to varying discharge flow rates.

Final water level: 16.24 ft
Total actual volume purged (delete Estimated Purge Volume): 5.0 L

TRY_MW-602B

Measured Well Depth, if required (note variation in total depth compared to previously documented): NA
Pump Off: 1345

Weather Conditions:
Cloudy, raining, 40s

Low-Flow Readings:

Date Time	Elapsed Time	pH	Temperature	Specific Conductivity	RDO Concentration	Turbidity	ORP	Depth To Water	Flow
		+/- 0.1	+/- 1	+/- 3 %	+/- 10 %	+/- 10 %	+/- 10	+/- 0.02	
4/24/2020 12:07 PM	00:00	6.57 pH	8.70 °C	172.86 µS/cm	5.39 mg/L	6.00 NTU	42.5 mV	16.13 ft	82.00 ml/min
4/24/2020 12:12 PM	05:00	6.32 pH	8.37 °C	196.94 µS/cm	1.54 mg/L	3.00 NTU	20.9 mV	16.16 ft	82.00 ml/min
4/24/2020 12:17 PM	10:00	6.29 pH	8.37 °C	201.17 µS/cm	0.60 mg/L	4.20 NTU	16.5 mV	16.17 ft	63.00 ml/min
4/24/2020 12:22 PM	15:00	6.29 pH	8.47 °C	200.73 µS/cm	0.43 mg/L	8.00 NTU	15.5 mV	16.21 ft	82.00 ml/min
4/24/2020 12:27 PM	20:00	6.29 pH	8.51 °C	199.44 µS/cm	0.38 mg/L	10.00 NTU	14.6 mV	16.22 ft	84.00 ml/min
4/24/2020 12:32 PM	25:00	6.30 pH	8.56 °C	199.36 µS/cm	0.31 mg/L	7.00 NTU	13.4 mV	16.21 ft	66.00 ml/min
4/24/2020 12:37 PM	30:00	6.30 pH	8.47 °C	198.89 µS/cm	0.27 mg/L	6.00 NTU	13.4 mV	16.24 ft	86.00 ml/min
4/24/2020 12:42 PM	35:00	6.30 pH	8.47 °C	198.61 µS/cm	0.25 mg/L	4.30 NTU	12.5 mV	16.26 ft	84.00 ml/min
4/24/2020 12:47 PM	40:00	6.30 pH	8.41 °C	199.39 µS/cm	0.23 mg/L	4.50 NTU	11.9 mV	16.24 ft	62.00 ml/min
4/24/2020 12:52 PM	45:00	6.30 pH	8.23 °C	199.67 µS/cm	0.20 mg/L	4.00 NTU	12.1 mV	16.24 ft	80.00 ml/min

Samples

Sample ID:	Description:
TRY_MW-602B	Sample Start Time: 1300 Parameters: PFAS, SVOCs, VOCs, As, Mn, 1,4-dioxane Sample End Time: 1340

Created using VuSitu from In-Situ, Inc

Low-Flow Test Report:

Test Date / Time: 4/21/2020 10:40:49 AM
Project: TRY_MW-701 Troy Mills Landfill (2)
Operator Name: Matt Bergen

Location Name: TRY_MW-701 **Well Diameter: 2 in** **Casing Type: PVC** **Screen Length: 60 ft** **Top of Screen: 18.3 ft** **Total Depth: 78.3 ft** **Initial Depth to Water: 5.51 ft**	**Pump Type: QED T1250** **Tubing Type: Teflon** **Tubing Inner Diameter: 0.17 in** **Tubing Length: 51.3 ft** **Pump Intake From TOC: 48.3 ft** **Flow Cell Volume: 90 ml** **Final Flow Rate: 70 ml/min** **Final Draw Down: 0.07 ft**	**Instrument Used: SmarTROLL MP** **Serial Number: 643266**

Test Notes:

PRIOR TO SAMPLING:

Pump serial number:QED T1250
Turbidity meter model and serial number (or similar unique designation, i.e., last four digits): HACH 2100Q 7787

Total tubing length (inside & outside of well): 51.3 FT
Tubing inner diameter 0.17 in
PVR (including calculations): 51.3 ft x 4.5 ml/ft + 100 ml = 330 .85 ml
Maximum allowable drawdown rate: 0.02 ft
Is #14 tubing used at this location? No

DURING/AFTER SAMPLING:

Pump start time:1036 hrs

Parameters reached stabilization? Yes
If no, list parameters:
Total volume purged prior to sampling: 3L
Minimum PVR reached (compare purge amount to PVR)?Yes, 3L > 330.85 ml
2 Hour time limit reached? No

Modified sampling required? (Clock time when modified sampling begins): No
Condition that triggered Modified Sampling: n/a

Final pressure of bladder pump: 30 psi
Final refill rate:53 sec
Final discharge rate:7 sec

Any adjustments made (including flow rates, tubing, etc.):Initial pressure and fill discharge rate was 40 PSI and 40 sec / 20 sec, as in previous round. But flow was greater than 100 ml/min. So decreased pressure and discharge rate.
Final flows ranged from 62 ml/min to 74 ml/min.

TRY_MW-701

pm higher then usual, typically around 5.5 in past, this round it was 8.0.

Final water level:5.59
Total actual volume purged (delete Estimated Purge Volume): 4L
Measured Well Depth, if required (note variation in total depth compared to previously documented):N/A
Pump Off: 1212 hrs

Weather Conditions:
Overcast 40-50s rain in afternoon

Low-Flow Readings:

Date Time	Elapsed Time	pH	Temperature	Specific Conductivity	RDO Concentration	Turbidity	ORP	Depth To Water	Flow
		+/- 0.1	+/- 1	+/- 3 %	+/- 10 %	+/- 10 %	+/- 10	+/- 5	
4/21/2020 10:40 AM	00:00	10.25 pH	9.73 °C	47.73 µS/cm	9.39 mg/L	6.00 NTU	179.0 mV	5.57 ft	105.00 ml/min
4/21/2020 10:45 AM	05:00	9.42 pH	7.27 °C	30.33 µS/cm	9.23 mg/L	5.00 NTU	197.6 mV	5.58 ft	98.00 ml/min
4/21/2020 10:50 AM	10:03	8.73 pH	7.12 °C	29.64 µS/cm	9.27 mg/L	10.00 NTU	207.2 mV	5.59 ft	80.00 ml/min
4/21/2020 10:55 AM	15:03	8.47 pH	7.10 °C	29.51 µS/cm	9.22 mg/L	10.00 NTU	206.9 mV	5.59 ft	62.00 ml/min
4/21/2020 11:00 AM	20:03	8.33 pH	7.07 °C	29.42 µS/cm	9.13 mg/L	9.00 NTU	205.3 mV	5.58 ft	62.00 ml/min
4/21/2020 11:05 AM	25:03	8.23 pH	6.94 °C	29.25 µS/cm	9.13 mg/L	8.00 NTU	202.4 mV	5.58 ft	73.00 ml/min
4/21/2020 11:10 AM	30:03	8.14 pH	6.93 °C	29.19 µS/cm	9.08 mg/L	6.00 NTU	205.2 mV	5.58 ft	73.00 ml/min
4/21/2020 11:15 AM	35:03	8.09 pH	6.93 °C	29.14 µS/cm	9.02 mg/L	5.00 NTU	203.1 mV	5.58 ft	64.00 ml/min
4/21/2020 11:20 AM	39:45	8.04 pH	6.88 °C	29.11 µS/cm	8.93 mg/L	4.00 NTU	211.9 mV	5.58 ft	74.00 ml/min
4/21/2020 11:25 AM	44:45	7.99 pH	6.91 °C	29.15 µS/cm	8.87 mg/L	3.00 NTU	206.4 mV	5.58 ft	68.00 ml/min
4/21/2020 11:30 AM	49:45	7.94 pH	6.92 °C	29.15 µS/cm	8.84 mg/L	2.00 NTU	203.4 mV	5.58 ft	70.00 ml/min

Samples

Sample ID:	Description:
TRY_MW-701	Analysis: PFAS, SVOCs, VOCS, 1,4-DIOXANE, Mn and As Collected FIELD BLANK_BERGEN for PFAS BEFORE collecting sample at 1130 hrs Sample time: ~~1335~~ 1135 hrs (PS) 6/10/20 Stop time :1212 hrs

Low-Flow Test Report:

Test Date / Time: 4/22/2020 12:48:05 PM
Project: TRY_MW-702SX Troy Mills Landfill (2)
Operator Name: Matt Bergen

Location Name: TRY_MW-702SX **Well Diameter: 2 in** **Casing Type: PVC** **Screen Length: 10 ft** **Top of Screen: 5.4 ft** **Total Depth: 15.4 ft** **Initial Depth to Water: 4.86 ft**	**Pump Type: QED Sample Pro** **Tubing Type: Teflon** **Tubing Inner Diameter: 0.17 in** **Tubing Length: 15 ft** **Pump Intake From TOC: 11.7 ft** **Flow Cell Volume: 90 ml** **Final Flow Rate: 86 ml/min** **Final Draw Down: 0.01 ft**	**Instrument Used: SmarTROLL MP** **Serial Number: 643266**

Test Notes:

PRIOR TO SAMPLING:

Pump serial number: QED Sample Pro
Turbidity meter model and serial number (or similar unique designation, i.e., last four digits):HACH 2100Q 7787

Total tubing length (inside & outside of well): 15 ft
Tubing inner diameter 0.17 in
PVR (including calculations): 15 ft x 4.5 ml/ft +100 = 167.5 ml

Maximum allowable drawdown rate: 0.02 ft / 5 min
Is #14 tubing used at this location? No

DURING/AFTER SAMPLING:

Pump start time:1243 hrs

Parameters reached stabilization? Yes
If no, list parameters:
Total volume purged prior to sampling: 4.2 L
Minimum PVR reached (compare purge amount to PVR)? Yes 4.2L > 167.5 ml
2 Hour time limit reached? No

Modified sampling required? (Clock time when modified sampling begins): No
Condition that triggered Modified Sampling:n/a

Final pressure of bladder pump:12 psi
Final refill rate:50 sec
Final discharge rate: 10 sec

Any adjustments made (including flow rates, tubing, etc.): Adjusted flow from 51/9 to 50/10 in the beginning.

TRY-MW-702SX

Final water level: 4.87 ft
Total actual volume purged (delete Estimated Purge Volume): 4.9 L
Measured Well Depth, if required (note variation in total depth compared to previously documented): n/a
Pump Off: 1413 hrs

Weather Conditions:
Partly sunny 30s

Low-Flow Readings:

Date Time	Elapsed Time	pH	Temperature	Specific Conductivity	RDO Concentration	Turbidity	ORP	Depth To Water	Flow
		+/- 0.1	+/- 1	+/- 3 %	+/- 10 %	+/- 10 %	+/- 10	+/- 5	
4/22/2020 12:48 PM	00:00	8.75 pH	9.47 °C	26.14 µS/cm	10.50 mg/L	54.00 NTU	219.1 mV	4.87 ft	86.00 ml/min
4/22/2020 12:53 PM	05:00	8.28 pH	6.25 °C	20.60 µS/cm	11.75 mg/L	39.00 NTU	189.8 mV	4.87 ft	86.00 ml/min
4/22/2020 12:58 PM	10:00	8.02 pH	5.99 °C	19.34 µS/cm	11.67 mg/L	30.00 NTU	197.3 mV	4.87 ft	86.00 ml/min
4/22/2020 1:03 PM	15:00	7.93 pH	5.70 °C	19.03 µS/cm	11.65 mg/L	17.00 NTU	200.5 mV	4.87 ft	86.00 ml/min
4/22/2020 1:08 PM	20:00	7.85 pH	5.62 °C	18.95 µS/cm	11.61 mg/L	14.00 NTU	199.4 mV	4.87 ft	86.00 ml/min
4/22/2020 1:13 PM	25:00	7.81 pH	5.65 °C	18.86 µS/cm	11.53 mg/L	10.00 NTU	202.4 mV	4.87 ft	86.00 ml/min
4/22/2020 1:18 PM	30:00	7.73 pH	5.55 °C	18.88 µS/cm	11.48 mg/L	8.00 NTU	201.1 mV	4.87 ft	86.00 ml/min
4/22/2020 1:23 PM	35:00	7.74 pH	5.36 °C	18.84 µS/cm	11.52 mg/L	7.00 NTU	202.8 mV	4.87 ft	86.00 ml/min
4/22/2020 1:28 PM	40:00	7.71 pH	5.40 °C	18.87 µS/cm	11.47 mg/L	6.00 NTU	200.1 mV	4.87 ft	86.00 ml/min
4/22/2020 1:33 PM	45:00	7.68 pH	5.42 °C	18.88 µS/cm	11.40 mg/L	4.00 NTU	203.1 mV	4.87 ft	86.00 ml/min
4/22/2020 1:38 PM	50:00	7.66 pH	5.30 °C	18.83 µS/cm	11.43 mg/L	4.00 NTU	200.3 mV	4.87 ft	86.00 ml/min
4/22/2020 1:43 PM	55:00	7.64 pH	5.35 °C	18.78 µS/cm	11.41 mg/L	4.00 NTU	201.7 mV	4.87 ft	86.00 ml/min

Samples

Sample ID:	Description:
TRY_MW-702SX	Sample analysis: PFAS, SVOCs, VOCs, Mn and As No QA samples Sample time: 1345 hrs Stop time: 1413 hrs

Low-Flow Test Report:

Test Date / Time: 4/22/2020 10:43:33 AM
Project: TRY_MW-702D Troy Mills Landfill (2)
Operator Name: Matt Bergen

Location Name: TRY_MW-702D **Well Diameter: 2 in** **Screen Length: 27 ft** **Top of Screen: 19.4 ft** **Total Depth: 46.4 ft** **Initial Depth to Water: 3.25 ft**	**Pump Type: QED Sample Pro** **Tubing Type: Teflon** **Tubing Inner Diameter: 0.17 in** **Tubing Length: 35.5 ft** **Pump Intake From TOC: 33 ft** **Flow Cell Volume: 90 ml** **Final Flow Rate: 62 ml/min** **Final Draw Down: 0.31 ft**	**Instrument Used: SmarTROLL MP** **Serial Number: 643266**

Test Notes:

PRIOR TO SAMPLING:

Pump serial number:QED Sample Pro
Turbidity meter model and serial number (or similar unique designation, i.e., last four digits): HACH 2100Q 7787

Total tubing length (inside & outside of well): 35.5 ft
Tubing inner diameter 0.17 in
PVR (including calculations): 35.5 ft x 4.5 ml/ft + 100 ml = 259.75

Maximum allowable drawdown rate: 0.02 ft/5 min
Is #14 tubing used at this location? No

DURING/AFTER SAMPLING:

Pump start time: 1042 hrs

Parameters reached stabilization? Yes
If no, list parameters: n/a
Total volume purged prior to sampling: 2 L
Minimum PVR reached (compare purge amount to PVR)? Yes 2L > 259.75 ml
2 Hour time limit reached? No

Modified sampling required? (Clock time when modified sampling begins): No
Condition that triggered Modified Sampling: n/a

Final pressure of bladder pump:22 psi
Final refill rate: 47 sec
Final discharge rate: 13 secs

Any adjustments made (including flow rates, tubing, etc.): increased flow rate from 51/9 to 47/13 in the beginning.

TRY_MW-702D

Final water level:3.63 ft
Total actual volume purged (delete Estimated Purge Volume): 2.8L
Measured Well Depth, if required (note variation in total depth compared to previously documented):n/a
Pump Off: 1206 hrs

Weather Conditions:
Partly sunny 30s

Low-Flow Readings:

Date Time	Elapsed Time	pH	Temperature	Specific Conductivity	RDO Concentration	Turbidity	ORP	Depth To Water	Flow
		+/- 0.1	+/- 10	+/- 3 %	+/- 10 %	+/- 10 %	+/- 10	+/- 5	
4/22/2020 10:43 AM	00:00	8.97 pH	5.17 °C	86.01 µS/cm	10.79 mg/L	11.00 NTU	173.6 mV	3.38 ft	62.00 ml/min
4/22/2020 10:48 AM	05:00	8.53 pH	5.05 °C	62.36 µS/cm	8.59 mg/L	9.00 NTU	127.3 mV	3.44 ft	62.00 ml/min
4/22/2020 10:53 AM	10:00	8.61 pH	5.44 °C	56.89 µS/cm	7.52 mg/L	9.00 NTU	126.9 mV	3.49 ft	62.00 ml/min
4/22/2020 10:58 AM	15:00	8.55 pH	5.60 °C	53.68 µS/cm	6.83 mg/L	9.00 NTU	128.2 mV	3.53 ft	62.00 ml/min
4/22/2020 11:03 AM	20:00	8.50 pH	5.71 °C	51.12 µS/cm	6.46 mg/L	9.00 NTU	130.3 mV	3.55 ft	62.00 ml/min
4/22/2020 11:08 AM	25:00	8.44 pH	5.82 °C	49.58 µS/cm	6.16 mg/L	9.00 NTU	128.9 mV	3.56 ft	62.00 ml/min
4/22/2020 11:13 AM	30:00	8.40 pH	6.00 °C	50.10 µS/cm	5.93 mg/L	9.00 NTU	130.9 mV	3.56 ft	62.00 ml/min
4/22/2020 11:18 AM	35:00	8.36 pH	5.98 °C	49.49 µS/cm	5.76 mg/L	10.00 NTU	128.9 mV	3.56 ft	62.00 ml/min

Samples

Sample ID:	Description:
TRY_MW-702D	Sample analysis: PFAS, SVOCs, VOCs,1,4-DIOXANE, Mn and As No QA samples Sample time: 1125 hrs Stop time: 1206 hrs

Created using VuSitu from In-Situ, Inc

Low-Flow Test Report:

Test Date / Time: 4/23/2020 9:35:14 AM
Project: TRY_MW-801 Troy Mills Landfill (2)
Operator Name: M. Murphy

Location Name: TRY_MW-801 **Well Diameter: 2 in** **Casing Type: PVC** **Screen Length: 10 ft** **Top of Screen: 36.4 ft** **Total Depth: 46.4 ft** **Initial Depth to Water: 30.21 ft**	**Pump Type: QED Sample Pro** **Tubing Type: Teflon** **Tubing Inner Diameter: 0.17 in** **Tubing Length: 44.4 ft** **Pump Intake From TOC: 41.4 ft** **Flow Cell Volume: 90 ml** **Final Flow Rate: 88 ml/min** **Final Draw Down: 0.05 ft**	**Instrument Used: SmarTROLL MP** **Serial Number: 378563**

Test Notes:
PRIOR TO SAMPLING:

Pump serial number: QED Sample Pro #10590 Model MP10-3584
Turbidity meter model and serial number (or similar unique designation, i.e., last four digits): Hach 2100Q 29745

Total tubing length (inside & outside of well): (41.4 ft + 3 ft) = 44.4 ft
PVR (including calculations): (44.4 ft × 4.5 mL/ft) + 100 mL = 299.8 mL

Maximum allowable drawdown rate: 0.02ftper 5mins
Is #14 tubing used at this location? No

DURING/AFTER SAMPLING:

Pump start time: 0930

Parameters reached stabilization? Yes
If no, list parameters: NA
Total volume purged prior to sampling: 3.5 L
Minimum PVR reached (compare purge amount to PVR)? Yes, 3.5 L > 299.8 mL
2 Hour time limit reached? No

Modified sampling required? (Clock time when modified sampling begins): No
Condition that triggered Modified Sampling: NA

Final pressure of bladder pump: 25 psi
Final refill rate: 45 seconds
Final discharge rate: 15 seconds

Any adjustments made (including flow rates, tubing, etc.): No

Final water level: 10.31 ft
Total actual volume purged (delete Estimated Purge Volume): 5.0 L

TRY_MW-801

Measured Well Depth, if required (note variation in total depth compared to previously documented): NA
Pump Off: 1050

Weather Conditions:
Sunny, windy, 40s-50s

Low-Flow Readings:

Date Time	Elapsed Time	pH	Temperature	Specific Conductivity	RDO Concentration	Turbidity	ORP	Depth To Water	Flow
		+/- 0.1	+/- 1	+/- 3 %	+/- 10 %	+/- 10 %	+/- 10	+/- 0.02	
4/23/2020 9:35 AM	00:00	6.28 pH	11.10 °C	332.57 µS/cm	5.53 mg/L		45.8 mV	29.95 ft	99.00 ml/min
4/23/2020 9:40 AM	05:00	6.12 pH	10.00 °C	330.20 µS/cm	1.14 mg/L	1.70 NTU	11.2 mV	30.24 ft	88.00 ml/min
4/23/2020 9:45 AM	10:00	6.13 pH	9.68 °C	327.89 µS/cm	0.93 mg/L	1.90 NTU	15.1 mV	30.25 ft	88.00 ml/min
4/23/2020 9:50 AM	15:00	6.12 pH	9.89 °C	326.98 µS/cm	0.74 mg/L	1.80 NTU	19.2 mV	30.26 ft	88.00 ml/min
4/23/2020 9:55 AM	20:00	6.11 pH	9.96 °C	326.79 µS/cm	0.67 mg/L	1.70 NTU	22.2 mV	30.26 ft	88.00 ml/min
4/23/2020 10:00 AM	25:00	6.11 pH	9.89 °C	330.93 µS/cm	0.62 mg/L	1.50 NTU	23.1 mV	30.26 ft	88.00 ml/min

Samples

Sample ID:	Description:
TRY_MW-801	Sample Start Time: 1010 Parameters: PFAS, SVOCs, VOCs, As, Mn, 1,4-dioxane Sample End Time: 1045

Created using VuSitu from In-Situ, Inc

Low-Flow Test Report:

Test Date / Time: 4/23/2020 1:26:47 PM
Project: TRY_MW-802 Troy Mills Landfill (2)
Operator Name: M. Murphy

Location Name: TRY_MW-802 **Well Diameter: 2 in** **Casing Type: PVC** **Screen Length: 10 ft** **Top of Screen: 25.6 ft** **Total Depth: 35.6 ft** **Initial Depth to Water: 22.89 ft**	**Pump Type: QED Sample Pro** **Tubing Type: Teflon** **Tubing Inner Diameter: 0.17 in** **Tubing Length: 34.9 ft** **Pump Intake From TOC: 32.4 ft** **Flow Cell Volume: 90 ml** **Final Flow Rate: 50 ml/min** **Final Draw Down: 1.84 ft**	**Instrument Used: SmarTROLL MP** **Serial Number: 378563**

Test Notes:
PRIOR TO SAMPLING:

Pump serial number: QED Sample Pro #10590 Model MP10-3584
Turbidity meter model and serial number (or similar unique designation, i.e., last four digits): Hach 2100Q 29745

Total tubing length (inside & outside of well): (32.4 ft + 2.5 ft) = 34.9 ft
PVR (including calculations): (34.9 ft × 4.5 mL/ft) + 100 = 257.05 mL

Maximum allowable drawdown rate: 0.02ft per 5mins
Is #14 tubing used at this location? No

DURING/AFTER SAMPLING:

Pump start time: 1320

Parameters reached stabilization? Yes
If no, list parameters: NA
Total volume purged prior to sampling: 3.5 L
Minimum PVR reached (compare purge amount to PVR)? Yes, 3.5 L > 257.05 mL
2 Hour time limit reached? No

Modified sampling required? (Clock time when modified sampling begins): No
Condition that triggered Modified Sampling: NA

Final pressure of bladder pump: 18 psi
Final refill rate: 51 seconds
Final discharge rate: 9 seconds

Any adjustments made (including flow rates, tubing, etc.): No

Notes: PFAS samples collected by M. Murphy and remaining samples collected by M. Bergen.

TRY-MW-802

Final water level: 24.82 ft
Total actual volume purged (delete Estimated Purge Volume): 4.0 L
Measured Well Depth, if required (note variation in total depth compared to previously documented): NA
Pump Off: 1527

Weather Conditions:
Sunny, windy, 40s

Low-Flow Readings:

Date Time	Elapsed Time	pH	Temperature	Specific Conductivity	RDO Concentration	Turbidity	ORP	Depth To Water	Flow
		+/- 0.1	+/- 1	+/- 3 %	+/- 10 %	+/- 10 %	+/- 10	+/- 0.02	
4/23/2020 1:26 PM	00:00	6.32 pH	12.06 °C	442.70 µS/cm	2.98 mg/L		-34.5 mV	23.87 ft	55.00 ml/min
4/23/2020 1:31 PM	05:00	6.28 pH	11.10 °C	459.54 µS/cm	1.75 mg/L	4.90 NTU	-30.7 mV	24.01 ft	49.00 ml/min
4/23/2020 1:36 PM	10:00	6.27 pH	10.97 °C	459.60 µS/cm	1.55 mg/L	3.00 NTU	-29.5 mV	24.22 ft	50.00 ml/min
4/23/2020 1:41 PM	15:00	6.27 pH	10.83 °C	459.44 µS/cm	1.29 mg/L	3.50 NTU	-28.7 mV	24.30 ft	50.00 ml/min
4/23/2020 1:46 PM	20:00	6.26 pH	10.82 °C	458.79 µS/cm	1.05 mg/L	2.80 NTU	-29.9 mV	24.44 ft	50.00 ml/min
4/23/2020 1:51 PM	25:00	6.27 pH	11.02 °C	457.53 µS/cm	1.09 mg/L	2.40 NTU	-29.7 mV	24.49 ft	50.00 ml/min
4/23/2020 1:56 PM	30:00	6.26 pH	10.82 °C	458.83 µS/cm	0.84 mg/L	2.40 NTU	-30.6 mV	24.54 ft	50.00 ml/min
4/23/2020 2:01 PM	35:00	6.26 pH	10.83 °C	458.39 µS/cm	0.73 mg/L	2.50 NTU	-32.1 mV	24.59 ft	50.00 ml/min
4/23/2020 2:06 PM	40:00	6.26 pH	10.94 °C	455.51 µS/cm	0.65 mg/L	2.70 NTU	-32.2 mV	24.62 ft	50.00 ml/min
4/23/2020 2:11 PM	45:00	6.26 pH	10.84 °C	454.18 µS/cm	0.59 mg/L	2.70 NTU	-32.8 mV	24.65 ft	50.00 ml/min
4/23/2020 2:16 PM	50:00	6.25 pH	11.01 °C	451.53 µS/cm	0.54 mg/L	2.90 NTU	-32.5 mV	24.66 ft	50.00 ml/min
4/23/2020 2:21 PM	55:00	6.26 pH	11.01 °C	453.23 µS/cm	0.50 mg/L	3.20 NTU	-33.8 mV	24.68 ft	50.00 ml/min
4/23/2020 2:26 PM	01:00:00	6.26 pH	11.03 °C	449.27 µS/cm	0.45 mg/L	2.90 NTU	-33.0 mV	24.70 ft	50.00 ml/min
4/23/2020 2:31 PM	01:05:00	6.25 pH	10.86 °C	448.97 µS/cm	0.43 mg/L	3.00 NTU	-33.2 mV	24.71 ft	50.00 ml/min
4/23/2020 2:36 PM	01:10:00	6.25 pH	10.95 °C	443.98 µS/cm	0.40 mg/L	2.80 NTU	-32.8 mV	24.73 ft	50.00 ml/min

Samples

Sample ID:	Description:
TRY_MW-802	Sample Start Time: 1445 Parameters: PFAS, SVOCs, VOCs, As, Mn, 1,4-dioxane Sample End Time: 1527

Low-Flow Test Report:

Test Date / Time: 4/28/2020 11:11:13 AM
Project: TRY_MW-803 Troy Mills Landfill (4)
Operator Name: Matt Bergen

Location Name: TRY_MW-803 **Well Diameter: 2 in** **Casing Type: PVC** **Screen Length: 10 ft** **Top of Screen: 22.3 ft** **Total Depth: 32.3 ft** **Initial Depth to Water: 21.57 ft**	**Pump Type: QED T1250** **Tubing Type: Teflon** **Tubing Inner Diameter: 0.17 in** **Tubing Length: 34 ft** **Pump Intake From TOC: 30.7 ft** **Flow Cell Volume: 90 ml** **Final Flow Rate: 52 ml/min** **Final Draw Down: 0.95 ft**	**Instrument Used: SmarTROLL MP** **Serial Number: 643266**

Test Notes:

PRIOR TO SAMPLING:

Pump serial number: QED T 1250
Turbidity meter model and serial number (or similar unique designation, i.e., last four digits):HACH 2100Q 7787

Total tubing length (inside & outside of well): 34 Ft
Tubing inner diameter 0.17 in
PVR (including calculations): 34 ft x 4.5 ml/ft + 100 ml = 253 ml

Maximum allowable drawdown rate: 0.02 ft / 5 min
Is #14 tubing used at this location? No

DURING/AFTER SAMPLING:

Pump start time:1107 hrs

Parameters reached stabilization? No
If no, list parameters: started modify pH, DO, Turbidity, WL TPS 6/10/20
Total volume purged prior to sampling: 570 ml before modify, 840 ml total after modify so 260 ml after modify started
Minimum PVR reached (compare purge amount to PVR)? Yes, 840 ml total purged, and 260 ml purged once switch to modified, both of which are greater than 253 ml.
2 Hour time limit reached? No

Modified sampling required? (Clock time when modified sampling begins): Yes, at 11:23 hrs.
Condition that triggered Modified Sampling: WL dropped below top of screen. Measured WL at 22.33 ft at 11:23 hrs which is below 22.3 ft.

Final pressure of bladder pump:20 PSI
Final refill rate:54 sec
Final discharge rate: 6 sec

TRY_MW-803

Any adjustments made (including flow rates, tubing, etc.): No
Notes: Attempted to sample on 4-27-2020, but pump stopped working while filling flow through cell, not able to get running again without pulling out pump. Pulled pump with Tanya Justham on 4-28-2020, check valve appeared to be stuck, cleaned screen and check valve. Reinstalled pump. Started pumping on well about 1 hr later.

Final water level: 23.14 ft
Total actual volume purged (delete Estimated Purge Volume):1.1 L
Measured Well Depth, if required (note variation in total depth compared to previously documented):n/a

Pump Off: 1208hrs

Weather Conditions:
Sunny breezy40-50s

Low-Flow Readings:

Date Time	Elapsed Time	pH	Temperature	Specific Conductivity	RDO Concentration	Turbidity	ORP	Depth To Water	Flow
		+/- 0.1	+/- 1	+/- 3 %	+/- 10 %	+/- 10 %	+/- 10	+/- 5	
4/28/2020 11:11 AM	00:00	7.77 pH	15.16 °C	636.62 µS/cm	5.35 mg/L	23.00 NTU	-66.5 mV	21.88 ft	50.00 ml/min
4/28/2020 11:16 AM	05:00	7.57 pH	10.82 °C	663.25 µS/cm	0.97 mg/L	23.00 NTU	-70.4 mV	22.11 ft	52.00 ml/min
4/28/2020 11:21 AM	10:00	7.49 pH	10.40 °C	671.24 µS/cm	0.54 mg/L	20.70 NTU	-75.1 mV	22.27 ft	52.00 ml/min
4/28/2020 11:26 AM	15:00	7.33 pH	11.28 °C	676.67 µS/cm	0.63 mg/L	21.00 NTU	-73.1 mV	22.52 ft	52.00 ml/min
			Stable TPJ	Stable TPJ			Stable TPJ		

Samples

Sample ID:	Description:
TRY_MW-803	Sample analysis: PFAS, SVOCs, VOCs, 1,4-DIOXANE, Mn, and As NO QA samples collected Sample time: 1130 hrs Stop time: 1208 hrs

Created using VuSitu from In-Situ, Inc.

Low-Flow Test Report:

Test Date / Time: 4/28/2020 1:32:12 PM
Project: TRY_MW-804 Troy Mills Landfill (2)
Operator Name: M. Murphy

Location Name: TRY_MW-804 **Well Diameter: 2 in** **Casing Type: PVC** **Screen Length: 10 ft** **Top of Screen: 26 ft** **Total Depth: 36 ft** **Initial Depth to Water: 27.16 ft**	**Pump Type: QED T1250** **Tubing Type: Polyethylene** **Tubing Inner Diameter: 0.17 in** **Tubing Length: 36.5 ft** **Pump Intake From TOC: 33.9 ft** **Flow Cell Volume: 90 ml** **Final Flow Rate: 50 ml/min** **Final Draw Down: 0.1 ft**	**Instrument Used: SmarTROLL MP** **Serial Number: 378563**

Test Notes:
PRIOR TO SAMPLING:

Pump serial number: QED 1250 Model MP10-3584
Turbidity meter model and serial number (or similar unique designation, i.e., last four digits): Hach 2100Q 29745

Total tubing length (inside & outside of well): (33.9 ft + 2.6 ft) = 36.5 ft
PVR (including calculations): (36.5 ft × 4.5 mL/ft) + 100 = 264.25 mL

Maximum allowable drawdown rate: 0.02ft per 5mins
Is #14 tubing used at this location? No

DURING/AFTER SAMPLING:

Pump start time: 1325

Parameters reached stabilization? No
If no, list parameters: All
Total volume purged prior to sampling: 650ml
Minimum PVR reached (compare purge amount to PVR)? Yes
2 Hour time limit reached? No

Modified sampling required? (Clock time when modified sampling begins): Yes
Condition that triggered Modified Sampling: Water level below top of screen

Final pressure of bladder pump: 20
Final refill rate: 56
Final discharge rate: 4

Any adjustments made (including flow rates, tubing, etc.):
Notes: ADF collected As and Mn duplicate and 1-4 Dioxane samples

Final water level: 28.79

TRY-MW-804

Total actual volume purged (delete Estimated Purge Volume): 1.5L
Measured Well Depth, if required (note variation in total depth compared to previously documented):
Pump Off: 1455

Weather Conditions:
Partially cloudy, 40s-50s

Low-Flow Readings:

Date Time	Elapsed Time	pH	Temperature	Specific Conductivity	RDO Concentration	Turbidity	ORP	Depth To Water	Flow
		+/- 0.1	+/- 1	+/- 3 %	+/- 10 %	+/- 10 %	+/- 10	+/- 0.02	
4/28/2020 1:32 PM	00:00	6.50 pH	16.32 °C	211.94 µS/cm	5.27 mg/L	23.00 NTU	23.8 mV	27.24 ft	51.00 ml/min
4/28/2020 1:37 PM	05:00	6.17 pH	12.39 °C	382.06 µS/cm	1.75 mg/L	11.00 NTU	-12.9 mV	27.26 ft	50.00 ml/min

Samples

Sample ID:	Description:
TRY_MW-804	Sample Start time: 1345 Parameters: PFAS (dup), SVOCs (dup), VOCs (dup), As and Mn (dup), and 1-4 Dioxane Sample End time:1455

TRY_MW-804 DUP PFAS, SVOCs, VOCs, As & Mn TPS 6/10/20
1345 - 1455

Created using VuSitu from In-Situ, Inc.

Low-Flow Test Report:

Test Date / Time: 4/24/2020 12:47:47 PM
Project: TRY_MW-805 Troy Mills Landfill (2)
Operator Name: Matt Bergen

Location Name: TRY_MW-805 **Well Diameter: 2 in** **Casing Type: PVC** **Screen Length: 10 ft** **Top of Screen: 32.4 ft** **Total Depth: 42.4 ft** **Initial Depth to Water: 28.39 ft**	**Pump Type: QED Sample Pro 12863** **Tubing Type: Teflon** **Tubing Inner Diameter: 0.17 in** **Tubing Length: 41 ft** **Pump Intake From TOC: 37.4 ft** **Flow Cell Volume: 90 ml** **Final Flow Rate: 108 ml/min** **Final Draw Down: 0.05 ft**	**Instrument Used: SmarTROLL MP** **Serial Number: 643266**

Test Notes:

PRIOR TO SAMPLING:

Pump serial number: QED Sample Pro 12863
Turbidity meter model and serial number (or similar unique designation, i.e., last four digits):HACH 2100Q 7787

Total tubing length (inside & outside of well): 41 ft
Tubing inner diameter 0.17 in.
PVR (including calculations): 41 ft x 4.5 mL/ft + 100 ml = 284.5 ml

Maximum allowable drawdown rate: 0.02 ft / 5 min
Is #14 tubing used at this location? No

DURING/AFTER SAMPLING:

Pump start time:1243 hrs

Parameters reached stabilization? Yes
If no, list parameters:
Total volume purged prior to sampling: 3.7 L
Minimum PVR reached (compare purge amount to PVR)? Yes 3.7 L > 284.5 L
2 Hour time limit reached? No

Modified sampling required? (Clock time when modified sampling begins):No
Condition that triggered Modified Sampling: n/a

Final pressure of bladder pump:27 psi
Final refill rate: 40 sec
Final discharge rate: 20 sec

Any adjustments made (including flow rates, tubing, etc.):none
Black particulates observed in initial purge water,

TRY_MW-805

Final water level: 28.44 ft
Total actual volume purged (delete Estimated Purge Volume):4.3 L
Measured Well Depth, if required (note variation in total depth compared to previously documented): n/a
Pump Off: 1344 hrs

Weather Conditions:
Overcast 40s chance of rain

Low-Flow Readings:

Date Time	Elapsed Time	pH	Temperature	Specific Conductivity	RDO Concentration	Turbidity	ORP	Depth To Water	Flow
		+/- 0.1	+/- 1	+/- 3 %	+/- 10 %	+/- 10 %	+/- 10	+/- 5	
4/24/2020 12:47 PM	00:00	7.14 pH	11.22 °C	469.16 µS/cm	4.90 mg/L	7.00 NTU	-91.9 mV	28.43 ft	108.00 ml/min
4/24/2020 12:52 PM	05:00	6.94 pH	9.79 °C	561.01 µS/cm	0.95 mg/L	7.00 NTU	-132.3 mV	28.43 ft	108.00 ml/min
4/24/2020 12:57 PM	10:00	6.90 pH	9.76 °C	561.66 µS/cm	0.67 mg/L	4.00 NTU	-139.2 mV	28.43 ft	108.00 ml/min
4/24/2020 1:02 PM	15:00	6.92 pH	9.75 °C	549.43 µS/cm	0.50 mg/L	4.00 NTU	-139.5 mV	28.43 ft	108.00 ml/min
4/24/2020 1:07 PM	20:00	6.95 pH	9.70 °C	538.65 µS/cm	0.37 mg/L	3.00 NTU	-141.4 mV	28.44 ft	108.00 ml/min
4/24/2020 1:12 PM	25:00	6.97 pH	9.65 °C	535.44 µS/cm	0.29 mg/L	2.00 NTU	-140.2 mV	28.44 ft	108.00 ml/min
4/24/2020 1:17 PM	30:00	6.99 pH	9.70 °C	533.83 µS/cm	0.24 mg/L	2.00 NTU	-141.0 mV	28.44 ft	108.00 ml/min

Samples

Sample ID:	Description:
TRY_MW-805	Sample analysis: PFAS, SVOCs, VOCs, 1,4-DIOXANE, Mn and As No QA samples Sample time: 1320 hrs Stop time: 1344 hrs

Surface Water / Sediment Worksheet

Surface Water / Sediment Worksheet
Troy Mills Landfill Superfund Site, Troy, New Hampshire

Date: 4/28/2020 Time: 1115 Field Personnel: TPJ & ADF

WEATHER CONDITIONS

CURRENT		Weather Station Location Used For Historical data: Keene, Dillant-Hopkins Airport (KEEN)	PAST 7 DAYS						
Barometric Pressure (in mm/hg)	30.09 in Hg / 764.3 mm/Hg	Date	4/21	4/22	4/23	4/24	4/25	4/26	4/27
Storm (heavy rain): circle one	Yes or No	Barometric Pressure (in mm/hg)	752.1	757.4	760.2	759.0	763.0	763.7	761.2
Rain (Steady Rain): circle one	Yes or No	Estimated Rainfall (in)	0.51	0.00	0.00	0.08	0.00	0.17	0.51
Intermittent Showers: circle one	Yes or No	Comments							
Cloud Cover (%)	30%								
Clear/Sunny: circle one	Yes or No								
Comments	high	40's							

STREAM / SAMPLING LOCATION CHARACTERIZATION

Provide physical description of sampling locations at the time of sampling Provide a physical description of sediment samples if collected.

Sample Location: SW-1 — Gravel to cobble bottom, some sand settling, rapid water flow, ~10" deep, clear water, no organics
Photograph #, date & time

Sample Location: SW-4 — Sand to gravel bottom, some grass & organics, rapid water flow, ~3 ft deep, clear water
Photograph #, date & time Photos 17-20 (Photos 13-16 taken at SW-LEACHATE)

Sample Location: SW-SDP — fine to coarse sand bottom some leaf litter & organics, no observable water flow, water relatively clear darken. no ~1' depth, depth unknown
Photograph #, date & time

Sample Location: SW-3 — ~~fairly~~ clean sand and gravel bottom, some grass and little organics, moderate flow ~2 ft deep at sampling location, clean water column
Photograph #, date & time Photos ~~5-8~~ 9-12 (Photos 5-8 taken at LEACH-6)

Sample Location: SW-100 — fairly clean sandy to cobbly bottom, little organics, rapid water velocity, ~1ft deep near sampling location, clean water column
Photograph #, date & time Photos 1-4 on ADF phone

IN SITU SURFACE WATER QUALITY DATA

Minimum 2 minute parameter stabilization period met (Y/N)?

Sample Location ID	Temperature (°C)	Specific Conductivity (uS/cm)	pH units	ORP/Eh (mV)	DO (mg/L)	Turbidity (NTU)	Sample Time	Comments
TRY_SW-1	11	29	6.6	136	10.8	1	1415	
TRY_SW-3	9	25	7.0	102	10.7	3	1245	
TRY_SW-4	10	24	6.9	126	10.8	1	1355	
TRY_SW-100	8.67	24.79	7.16	90.3	11.40	3	1130	
TRY_SW-SDP	10	31	6.6 ~~7.0~~	116	11.0	1	1750	Sample collected 6 ft from shore in 2.5 ft of water from surface of water

TRY_SW-4 STREAM-STAGE MEASUREMENT (FT)

Initial Synoptic Stream-Stage (from Water Level Measurement Form)	Date:	4/20/2020	Depth of Water (ft):	1.66	Comments:	
Stream-stage when sampling TRY_MW-104S/D cluster	Date:	4/22/2020	Depth of Water (ft):	1.84	Comments:	Post-heavy rain on 4/21/2020
Stream-stage when sampling surface water TRY_SW-4	Date:	4/28/2020	Depth of Water (ft):	1.76	Comments:	

Notes: 1. Surface Water Quality Parameters are collected using the multiparameter meter and Hach 2100P/2100Q units. Both units are calibrated in accordance with the calibration SOP in the SAP.

Appendix H – Waste Disposal Manifest

Please print or type. (Form designed for use on elite (12-pitch) typewriter.) Form Approved. OMB No. 2050-0039

UNIFORM HAZARDOUS WASTE MANIFEST

1. Generator ID Number: NHD510177678
2. Page 1 of: 1
3. Emergency Response Phone: 800-535-5053
4. Manifest Tracking Number: 014974734 JJK

GENERATOR

5. Generator's Name and Mailing Address:
NH Dept of Environmental Services
Att: Mike Summerlin
P O Box 95, 29 Hazen Drive
Concord NH 03302-0095
Generator's Phone: 603 271 3649

Generator's Site Address (if different than mailing address):
Troy Mills Landfill Superfund Site
Rockwood Pond Road
Troy NH 03465

6. Transporter 1 Company Name: Strategic Environmental Services, Inc.
U.S. EPA ID Number: MAC300102423

7. Transporter 2 Company Name: Clean Harbors Environmental Services Inc
U.S. EPA ID Number: MAD039322250

8. Designated Facility Name and Site Address:
Clean Harbors Braintree, Inc.
1 Hill Avenue
Braintree MA 02184
Facility's Phone: 781 380 7175
U.S. EPA ID Number: MAD053527637

9a. HM	9b. U.S. DOT Description (including Proper Shipping Name, Hazard Class, ID Number, and Packing Group (if any))	10. Containers No.	10. Containers Type	11. Total Quantity	12. Unit Wt./Vol.	13. Waste Codes
X	1. UN1993, WASTE Flammable liquids, n.o.s. (Hexane, 2-Propanol) 3, PGII	001	DM	5	G	D001
	2.					
	3.					
	4.					

14. Special Handling Instructions and Additional Information: 1)(L,I) Hexane Decon Liquid // CH1741469 // (1 x 5 gal pail) ERG#128 PM: C. Pepin // CHI
Req# 590650; SO# 2001971614 // Emergency Contact: INFOTRAC, CN# 110775; 800-535-5053

Job# 20-0014-3

15. **GENERATOR'S/OFFEROR'S CERTIFICATION:** I hereby declare that the contents of this consignment are fully and accurately described above by the proper shipping name, and are classified, packaged, marked and labeled/placarded, and are in all respects in proper condition for transport according to applicable international and national governmental regulations. If export shipment and I am the Primary Exporter, I certify that the contents of this consignment conform to the terms of the attached EPA Acknowledgment of Consent.
I certify that the waste minimization statement identified in 40 CFR 262.27(a) (if I am a large quantity generator) or (b) (if I am a small quantity generator) is true.

Generator's/Offeror's Printed/Typed Name: Andrew Fournier (GZA) Signature: [signature] Month: 4 Day: 29 Year: 2020

INT'L

16. International Shipments ☐ Import to U.S. ☐ Export from U.S. Port of entry/exit:
Transporter signature (for exports only): Date leaving U.S.:

TRANSPORTER

17. Transporter Acknowledgment of Receipt of Materials

Transporter 1 Printed/Typed Name: Francis P Amero Sr Signature: Francis P Amero Sr Month: 04 Day: 29 Year: 20

Transporter 2 Printed/Typed Name: Mark Boyle Signature: [signature] Month: 05 Day: 01 Year: 20

DESIGNATED FACILITY

18. Discrepancy

18a. Discrepancy Indication Space ☐ Quantity ☐ Type ☐ Residue ☐ Partial Rejection ☐ Full Rejection

Manifest Reference Number:

18b. Alternate Facility (or Generator) U.S. EPA ID Number

Facility's Phone:

18c. Signature of Alternate Facility (or Generator) Month: Day: Year:

19. Hazardous Waste Report Management Method Codes (i.e., codes for hazardous waste treatment, disposal, and recycling systems)

1.	2.	3.	4.
H141			

20. Designated Facility Owner or Operator: Certification of receipt of hazardous materials covered by the manifest except as noted in Item 18a

Printed/Typed Name: Huyen Hoang Signature: [signature] Month: 5 Day: 1 Year: 20

EPA Form 8700-22 (Rev. 3-05) Previous editions are obsolete.

DESIGNATED FACILITY TO DESTINATION STATE (IF REQUIRED)

SO# 200197161 4

CLEAN HARBORS ENVIRONMENTAL SERVICES, INC.
LAND DISPOSAL RESTRICTION FORM LDR-1

MANIFEST NO 014974734JJK

THE HAZARDOUS WASTES IDENTIFIED ON THE HAZARDOUS WASTE MANIFEST IDENTIFIED ABOVE AND BEARING THE EPA HAZARDOUS WASTE CODES LISTED BELOW ARE RESTRICTED WASTES WHICH ARE PROHIBITED FROM LAND DISPOSAL WITHOUT FURTHER TREATMENT UNDER THE LAND DISPOSAL RESTRICTIONS, 40 CFR PART 268 .7 (a)(2), AND RCRA SECTION 3004(D). IN ACCORDANCE WITH 40 CFR 268.7(a), THE EPA WASTE CODE, WASTE SUBCATEGORY, AND TREATABILITY GROUPS, AS APPLICABLE, ARE INCLUDED BELOW.

INSTRUCTIONS -- COMPLETE ALL SECTIONS. REFER TO PAGE 3 OF THIS FORM FOR KEY TERMS/DEFINITIONS.

Column 1 - Line Item: Enter the manifest line item number (e.g., 11a) that corresponds to the waste code(s).
Column 2 - Waste Codes/Subcategory: Check off all applicable waste codes. For D001 through D043, also check applicable subcategory; for F001 through F005, check applicable constituents.
Column 3 - Wastewater/Non-wastewater: Check off "WW" for wastewater and "Non-WW" for non-wastewaters.
Column 4 - LDR Handling Code: Circle the appropriate handling code, as follows:

1 = The waste is a characteristic hazardous waste D001, D002, D003, D004-D011, or D018-43 which is intended for treatment/disposal in a CWA system, CWA-equivalent system, or Class I SDWA system. Underlying Hazardous Constituents (UHC's) are NOT required to be identified.

1A = The waste is a characteristic hazardous waste D001 High TOC Ignitable Liquids Subcategory (i.e., greater than or equal to 10% TOC). Pursuant to 40 CFR 268.40, the waste must be treated using organic recovery (RORGS) or combustion (CMBST) technology. UHC's are NOT required to be identified.

2 = The waste is a characteristic hazardous waste D001 (other than High TOC Ignitable Liquids), D002, D003 Explosive, Water Reactive or Other Reactive subcategory, D004-D011, D012-17 non-wastewater, or D018-43 which is intended for treatment/disposal in a non-CWA system, non-CWA-equivalent system, or non-Class I SDWA system located in the United States. All UHC's which are reasonably expected to be present must be identified, except for D001 waste that is intended to be treated using organic recovery (RORGS) or combustion (CMBST) technologies. Identify UHC's by completing Sections I and IV of CHI Form LDR-1 Addendum and attach completed Addendum to this form.

3 = The waste is a characteristic (i.e., D-code) or listed (i.e., F-, K-, U-, or P-code) hazardous waste which is intended for export and treatment/disposal at a facility located outside the United States. LDR treatment standards do not apply to hazardous waste treated/disposed in a foreign country, and per USEPA guidance, the identification of UHC's (if applicable) is not required for hazardous waste that is intended to be exported. Note however that if the exported waste is subsequently returned for treatment/disposal in the United States, all applicable LDR regulations would apply and a revised LDR notification would be required.

4 = The waste meets the definition of hazardous debris pursuant to 40 CFR 268.2(h) and is intended for treatment/ disposal in compliance with the alternate debris treatment technologies of 40 CFR 268.45. In accordance with the requirements of 40 CFR 268.7(a)(2) : the contaminants subject to treatment (CSTT's) must be identified as part of this notification. Identify CSTT's by completing Section III and IV of the CHI Form LDR-1 Addendum and attach completed Addendum to this form. These constituents are being treated to comply with 40 CFR 268.45.

5 = The waste is a characteristic waste D003 Reactive Sulfide, Reactive Cyanide, or Unexploded Ordnance subcategory, a characteristic waste D012- 17 wastewater, or a listed (i.e., F-, K-, U-, or P-code) hazardous waste. UHC's are NOT required to be identified.

6 = The waste is a lab pack that is intended for incineration using the alternative lab pack treatment standard under 40 CFR 268.42(c). UHC's are NOT required to be identified; however, the generator must complete and attach the lab pack certification statement on CHI Form LDR-LP. Note that in accordance with 40 CFR Part 268 Appendix IV, lab packs which contain waste codes D009, F019, K003, K004, K005, K006, K062, K071, K100, K106, P010, P011, P012, P076, P078, U134, and U151 are not eligible for alternative lab pack treatment standard.

*** **NOTE: IF THE WASTE IS A SOIL CONTAMINATED WITH A LISTED OR CHARACTERISTIC WASTE AND THE GENERATOR WANTS TO USE THE ALTERNATE TREATMENT STANDARD FOR SOILS, CONTACT CORPORATE COMPLIANCE FOR THE APPROPRIATE LDR NOTIFICATION FORM.**

SECTION I. CHARACTERISTIC WASTES D001 THROUGH D043

COLUMN 1: LINE ITEM SEE MANIFEST	COLUMN 2: WASTE CODE / SUBCATEGORY	COLUMN 3: WASTEWATER/ NON-WASTEWATER	COLUMN 4: HANDLING CODE
1	[ ] D001 Ignitables, except High TOC subcategory	[ ] WW [ ] Non-WW	1 2 3 4 6
	[x] D001 High TOC Ignitable Liquids Subcategory (Greater than or equal to 10% TOC)	[x] Non-WW only	3 6
	[ ] D002 Corrosives	[ ] WW [ ] Non-WW	1 2 3 4 6
	[ ] D003		
	[ ] Reactive Sulfide, per 261.23 (a)(5)	[ ] WW [ ] Non-WW	1 3 4 5 6
	[ ] Reactive Cyanide, per 261.23(a)(5)	[ ] WW [ ] Non-WW	1 3 4 5 6
	[ ] Explosive, per 261.23(a)(6), (7) & (8)	[ ] WW [ ] Non-WW	1 2 3 4 6
	[ ] Water Reactive, per 261.23(a)(2), (3) & (4)	[ ] Non-WW only	1 2 3 4 6
	[ ] Other Reactive, per 261.23(a)(1)	[ ] WW [ ] Non-WW	1 2 3 4 6
	[ ] Unexploded Ordnance, Emergency Response	[ ] WW [ ] Non-WW	1 3 4 5 6
	[ ] D004 Arsenic	[ ] WW [ ] Non-WW	1 2 3 4 6
	[ ] D005 Barium	[ ] WW [ ] Non-WW	1 2 3 4 6
	[ ] D006		
	[ ] Cadmium	[ ] WW [ ] Non-WW	1 2 3 4 6
	[ ] Cadmium Containing Batteries	[ ] Non-WW only	2 3 6
	[ ] D007 Chromium	[ ] WW [ ] Non-WW	1 2 3 4 6
	[ ] D008		
	[ ] Lead	[ ] WW [ ] Non-WW	1 2 3 4 6
	[ ] Lead Acid Batteries	[ ] Non-WW only	2 3 6

CLEAN HARBORS ENVIRONMENTAL SERVICES, INC.
LAND DISPOSAL RESTRICTION FORM LDR-1

MANIFEST NO_____

SECTION I. CHARACTERISTIC WASTES D001-43 (CONTINUED)

COLUMN 1: LINE ITEM SEE MANIFEST	COLUMN 2: WASTE CODE / SUBCATEGORY	COLUMN 3: WASTEWATER/ NON-WASTEWATER	COLUMN 4: HANDLING CODE
_____	[ ] D009		
	[ ] Low Mercury, less than 260 mg/kg Mercury	[ ] WW [ ] Non-WW	1 2 3 4
	[ ] High Mercury Organic Subcategory	[ ] Non-WW only	2 3 4
	[ ] High Mercury Inorganic Subcategory	[ ] Non-WW only	2 3 4
_____	[ ] D010 Selenium	[ ] WW [ ] Non-WW	1 2 3 4 6
_____	[ ] D011 Silver	[ ] WW [ ] Non-WW	1 2 3 4 6
_____	[ ] D012 Endrin	[ ] WW [ ] Non-WW	2 3 4 5 6
_____	[ ] D013 Lindane	[ ] WW [ ] Non-WW	2 3 4 5 6
_____	[ ] D014 Methoxychlor	[ ] WW [ ] Non-WW	2 3 4 5 6
_____	[ ] D015 Toxaphene	[ ] WW [ ] Non-WW	2 3 4 5 6
_____	[ ] D016 2,4-D	[ ] WW [ ] Non-WW	2 3 4 5 6
_____	[ ] D017 2,4,5-TP (Silvex)	[ ] WW [ ] Non-WW	2 3 4 5 6
_____	[ ] D018 Benzene	[ ] WW [ ] Non-WW	1 2 3 4 6
_____	[ ] D019 Carbon tetrachloride	[ ] WW [ ] Non-WW	1 2 3 4 6
_____	[ ] D020 Chlordane	[ ] WW [ ] Non-WW	1 2 3 4 6
_____	[ ] D021 Chlorobenzene	[ ] WW [ ] Non-WW	1 2 3 4 6
_____	[ ] D022 Chloroform	[ ] WW [ ] Non-WW	1 2 3 4 6
_____	[ ] D023 o-Cresol	[ ] WW [ ] Non-WW	1 2 3 4 6
_____	[ ] D024 m-Cresol	[ ] WW [ ] Non-WW	1 2 3 4 6
_____	[ ] D025 p-Cresol	[ ] WW [ ] Non-WW	1 2 3 4 6
_____	[ ] D026 Cresol	[ ] WW [ ] Non-WW	1 2 3 4 6
_____	[ ] D027 1,4-Dichlorobenzene	[ ] WW [ ] Non-WW	1 2 3 4 6
_____	[ ] D028 1,2-Dichloroethane	[ ] WW [ ] Non-WW	1 2 3 4 6
_____	[ ] D029 1,1-Dichloroethylene	[ ] WW [ ] Non-WW	1 2 3 4 6
_____	[ ] D030 2,4-Dinitrotoluene	[ ] WW [ ] Non-WW	1 2 3 4 6
_____	[ ] D031 Heptachlor (and its epoxide)	[ ] WW [ ] Non-WW	1 2 3 4 6
_____	[ ] D032 Hexachlorobenzene	[ ] WW [ ] Non-WW	1 2 3 4 6
_____	[ ] D033 Hexachlorobutadiene	[ ] WW [ ] Non-WW	1 2 3 4 6
_____	[ ] D034 Hexachloroethane	[ ] WW [ ] Non-WW	1 2 3 4 8
_____	[ ] D035 Methyl ethyl ketone	[ ] WW [ ] Non-WW	1 2 3 4 6
_____	[ ] D036 Nitrobenzene	[ ] WW [ ] Non-WW	1 2 3 4 6
_____	[ ] D037 Pentachlorophenol	[ ] WW [ ] Non-WW	1 2 3 4 6
_____	[ ] D038 Pyridine	[ ] WW [ ] Non-WW	1 2 3 4 6
_____	[ ] D039 Tetrachloroethylene	[ ] WW [ ] Non-WW	1 2 3 4 6
_____	[ ] D040 Trichloroethylene	[ ] WW [ ] Non-WW	1 2 3 4 6
_____	[ ] D041 2,4,5-Trichlorophenol	[ ] WW [ ] Non-WW	1 2 3 4 6
_____	[ ] D042 2,4,6-Trichlorophenol	[ ] WW [ ] Non-WW	1 2 3 4 6
_____	[ ] D043 Vinyl Chloride	[ ] WW [ ] Non-WW	1 2 3 4 6

SECTION II. SPENT SOLVENT WASTES F001 THROUGH F005

COLUMN 1: LINE ITEM SEE MANIFEST	COLUMN 2: WASTE CODE / SUBCATEGORY	COLUMN 3: WASTEWATER/ NON-WASTEWATER	COLUMN 4: HANDLING CODE
_____	[ ] F001 [ ] F002 [ ] F003 [ ] F004 [ ] F005	[ ] WW [ ] Non-WW	3 4 5 6

_____ [ ] 1. ALL F001-F005
_____ [ ] 2. Acetone
_____ [ ] 3. Benzene
_____ [ ] 4. n-Butyl alcohol
_____ [ ] 5. Carbon disulfide
_____ [ ] 6. Carbon tetrachloride
_____ [ ] 7. Chlorobenzene
_____ [ ] 8. o-Cresol
_____ [ ] 9. m-Cresol (difficult to distinguish from p-cresol)
_____ [ ] 10. p-Cresol (difficult to distinguish from m-cresol)
_____ [ ] 11. Cresol - mixed isomers (sum of o-, m- and p-cresol)
_____ [ ] 12. Cyclohexanone
_____ [ ] 13. o-Dichlorobenzene
_____ [ ] 14. 2-Ethoxyethanol (F005 only)
_____ [ ] 15. Ethyl acetate
_____ [ ] 16. Ethyl benzene
_____ [ ] 17. Ethyl ether
_____ [ ] 18. Isobutyl alcohol
_____ [ ] 19. Methanol
_____ [ ] 20. Methylene chloride
_____ [ ] 21. Methyl ethyl ketone
_____ [ ] 22. Methyl isobutyl ketone
_____ [ ] 23. Nitrobenzene
_____ [ ] 24. 2-Nitropropane (F005 only)
_____ [ ] 25. Pyridine
_____ [ ] 26. Tetrachloroethylene
_____ [ ] 27. Toluene
_____ [ ] 28. 1,1,1-Trichloroethane
_____ [ ] 29. 1,1,2-Trichloroethane
_____ [ ] 30. Trichloroethylene
_____ [ ] 31. 1,1,2-Trichloro-1,2,2-trifluoroethane
_____ [ ] 32. Trichloromonofluoromethane
_____ [ ] 33. Xylene - mixed isomers (sum of o-, m-, and p-xylene)

SO4 - 1971614

CLEAN HARBORS ENVIRONMENTAL SERVICES, INC.
LAND DISPOSAL RESTRICTION FORM LDR-1

MANIFEST NO 014974734 JJK

SECTION III. CALIFORNIA LIST WASTES

COLUMN 1: LINE ITEM SEE MANIFEST	COLUMN 2: WASTE CODE / SUBCATEGORY	COLUMN 3: WASTEWATER/ NON-WASTEWATER	COLUMN 4: HANDLING CODE
_____	Hazardous waste containing one or more of the following California-List constituents:	[ ] WW [ ] Non-WW	1 2 3 4 6

[ ] ALL CALIFORNIA LIST CONSTITUENTS
[ ] Liquids with nickel greater than or equal to 134 mg/l
[ ] Liquids with thallium greater than or equal to 130 mg/l
[ ] Liquids with PCB's > or = 50 ppm
[ ] Waste containing HOC's > or = 1,000 mg/kg

Clean Harbors Environmental Services Inc

MAD 039322250

SECTION IV. OTHER LISTED WASTES (F006-12, F019-F028, F037-38, F039, K-, U-, AND P-CODES)

COLUMN 1: LINE ITEM SEE MANIFEST	COLUMN 2: WASTE CODE / SUBCATEGORY	COLUMN 3: WASTEWATER/ NON-WASTEWATER	COLUMN 4: HANDLING CODE
____	_____	[ ] WW [ ] Non-WW	3 4 5 6
____	_____	[ ] WW [ ] Non-WW	3 4 5 6
____	_____	[ ] WW [ ] Non-WW	3 4 5 6
____	_____	[ ] WW [ ] Non-WW	3 4 5 6
____	_____	[ ] WW [ ] Non-WW	3 4 5 6

[ ] CHECK HERE IF ADDITIONAL LISTED WASTE CODES ARE PRESENT. COMPLETE AND ATTACH LDR-1 CONTINUATION SHEET.
[ ] CHECK HERE IF WASTE CODE F039 (MULTISOURCE LEACHATE) IS PRESENT. IDENTIFY F039 CONSTITUENTS BY COMPLETING SECTIONS II AND IV OF CHI FORM LDR-1 ADDENDUM AND ATTACH COMPLETED ADDENDUM TO THIS FORM.

SECTION V. CONTACT NAME AND DATE

Print Name: Andrew Fournier (GZA) Date: 4/29/2020
As Agent For Generator / NHDES

KEY TERMS/DEFINITIONS

CLASS I SDWA SYSTEM means a Class I deep well facility regulated under the Safe Drinking Water Act (SDWA).

CWA SYSTEM means a centralized wastewater treatment facility discharging under a Clean Water Act (CWA) permit. For example, a CWA facility would treat organic or inorganic aqueous wastes and discharge the treated effluent to the local sewer system. Examples of CWA treatment systems owned and operated by Clean Harbors include the wastewater treatment operations at Baltimore (including the CES system), Bristol, Chicago, Cincinnati and Cleveland.

CWA-EQUIVALENT SYSTEM means a "zero discharge system" that engages in "CWA-equivalent" treatment before land disposal. Zero-discharge facilities treat hazardous wastes using "CWA-equivalent" treatment methods, but do not discharge the treatment effluent to a sewer or water body (e.g., spray irrigation land farm). "CWA-equivalent" treatment methods means biological treatment for organics, alkaline chlorination, or ferrous sulfate precipitation for cyanide, precipitation/ sedimentation for metals, reduction of hexavalent chromium, or other treatment technology that can be demonstrated to perform equally or greater than these technologies.

05 01 20

HIGH TOC IGNITABLE LIQUIDS SUBCATEGORY means an ignitable liquid hazardous waste (waste code D001) which contains greater than or equal to 10% total organic carbon (TOC). Pursuant to 40 CFR 268.40, such wastes must be treated using organic recovery (RORGS) or combustion (CMBST) technology. Examples of RORGS technologies include the CES unit at Clean Harbors of Baltimore. Examples of CMBST technologies include hazardous waste fuel blending and subsequent reuse at a cement kiln, or destruction at a RCRA incinerator.

WASTEWATERS are wastes that contain less than 1% by weight total organic carbon (TOC) and less than 1% by weight total suspended solids (TSS). [See 40 CFR 268.2(f)]

Appendix I – Vendor Certifications and Instrument Calibration / Maintenance Logs

Vendor Equipment Certifications

UNIT 1

Pine Environmental Services, Inc

29 Washington Ave. Unit A, Scarborough, ME 04074
888-779-PINE(Toll-Free)
207-885-9100(Phone)
207-885-9112(Fax)
pine-me@pine-environmental.com

Certificate of: Smart Troll Calibration

Company: PINE ENVIRONMENTAL SERVICES, LLC
Address: 29 WASHINGTON AVE.
SCARBOROUGH, ME 04074
Phone: 207-885-9100
Contact: NP

In Situ Smart Troll serial # 643266 on **04/14/20**
Was calibrated in accordance with manufacturer's specifications.

Instrument: In Situ Smart Troll
SN# 643266*

	Value	Conc.	Reading	Allowable Range		% Difference
ORP	240	Mv	240	233	247	0.00%
PH 7	7	pH	7.02	6.79	7.21	0.29%
PH 4	4	pH	4.00	3.88	4.12	0.00%
PH 10	10	pH	10.04	9.70	10.30	0.40%
COND	1.413	Ms/cm	1.413	1.371	1.455	0.00%
DO SATURATION	100	PERCENT	100	100	103	-0.20%
ZERO DO	0	mg/L	0.1	0	0.2	0.00%
NIST TEMP.	19.34	DEG. C				
TEMP. READING	19.34	DEG.C				
THERMOMETER #	170140224		NIST Cert: July 31, 2020			

Environmental Conditions of Test Area:
Temperature Degree C: 20 %Relative 33%

Calibrated By: NP **04/14/20**

All instruments are calibrated by Pine Environmental Services, Inc. according to the manufacturer's specifications, but it is the customer's responsibility to calibrate and maintain this unit in accordance with the manufacturer's specifications and/or the customer's own specific needs.

Notes:
Manufacture - Aqua Phenix
PH-7 Lot # 9GK054 Exp: Nov.2021
PH-4 Lot # 9GK205 Exp: Nov. 2021
PH-10 Lot # 96F073 Exp: June 2021
1.413 Lot# 9GK393 Exp : Nov. 2020

Manufacturer : Hanna
240. mV Lot #:0GB510 Exp NoV/2020

NIST thermometer S/N : 170140224 Exp July 31, 2020 Reading : 19.34 degrees C

SmartTroll Temp Reading: 19.34 degrees C

UNIT #2

Pine Environmental Services, Inc

29 Washington Ave. Unit A, Scarborough, ME 04074
888-779-PINE(Toll-Free)
207-885-9100(Phone)
207-885-9112(Fax)
pine-me@pine-environmental.com

Certificate of: Smart Troll Calibration

Company: PINE ENVIRONMENTAL SERVICES, LLC
Address: 29 WASHINGTON AVE.
SCARBOROUGH, ME 04074
Phone: 207-885-9100
Contact: NP

In Situ Smart Troll serial # 378563 on **04/14/20**
Was calibrated in accordance with manufacturer's specifications.

Instrument: In Situ Smart Troll
SN# 378563*

	Value	Conc.	Reading	Allowable Range		% Difference
ORP	240	Mv	240	233	247	0.00%
PH 7	7	pH	7.02	6.79	7.21	0.29%
PH 4	4	pH	4.00	3.88	4.12	0.00%
PH 10	10	pH	10.00	9.70	10.30	0.00%
COND	1.413	Ms/cm	1.413	1.371	1.455	0.00%
DO SATURATION	100	PERCENT	100	100	103	-0.20%
ZERO DO	0	mg/L	0.1	0	0.2	0.00%
NIST TEMP.	19.69	DEG. C				
TEMP. READING	19.67	DEG.C				
THERMOMETER #	170140224		NIST Cert: July 31, 2020			

Environmental Conditions of Test Area:
Temperature Degree C: 21 %Relative 34%

Calibrated By: NP **04/14/20**

All instruments are calibrated by Pine Environmental Services, Inc. according to the manufacturer's specifications, but it is the customer's responsibility to calibrate and maintain this unit in accordance with the manufacturer's specifications and/or the customer's own specific needs.

Notes:
Manufacture - Aqua Phenix
PH-7 Lot # 9GK054 Exp: Nov.2021
PH-4 Lot # 9GK205 Exp: Nov. 2021
PH-10 Lot # 96F073 Exp: June 2021
1.413 Lot# 9GK393 Exp : Nov. 2020

Manufacturer : Hanna
240. mV Lot #:0GB510 Exp NoV/2020

NIST thermometer S/N : 170140224 Exp July 31, 2020 Reading : 19.69 degrees C

SmartTroll Temp Reading: 19.67 degrees C

UNIT 3

Pine Environmental Services, Inc

29 Washington Ave. Unit A, Scarborough, ME 04074
888-779-PINE(Toll-Free)
207-885-9100(Phone)
207-885-9112(Fax)
pine-me@pine-environmental.com

Certificate of: Smart Troll Calibration

Company: PINE ENVIRONMENTAL SERVICES, LLC
Address: 29 WASHINGTON AVE.
SCARBOROUGH, ME 04074
Phone: 207-885-9100
Contact: NP

In Situ Smart Troll serial # 505592 on **04/14/20**
Was calibrated in accordance with manufacturer's specifications.

Instrument: In Situ Smart Troll
SN# 505592*

	Value	Conc.	Reading	Allowable Range		% Difference
ORP	240	Mv	240	233	247	0.00%
PH 7	7	pH	7.02	6.79	7.21	0.29%
PH 4	4	pH	4.10	3.88	4.12	2.50%
PH 10	10	pH	10.00	9.70	10.30	0.00%
COND	1.413	Ms/cm	1.413	1.371	1.455	0.00%
DO SATURATION	100	PERCENT	100	100	103	-0.20%
ZERO DO	0	mg/L	0.1	0	0.2	0.00%
NIST TEMP.	18.72	DEG. C				
TEMP. READING	18.73	DEG.C				
THERMOMETER #	170140224		NIST Cert: July 31, 2020			

Environmental Conditions of Test Area:
Temperature Degree C: 21 %Relative 34%

Calibrated By: NP **04/14/20**

All instruments are calibrated by Pine Environmental Services, Inc. according to the manufacturer's specifications, but it is the customer's responsibility to calibrate and maintain this unit in accordance with the manufacturer's specifications and/or the customer's own specific needs.

Notes:
Manufacture - Aqua Phenix
PH-7 Lot # 9GK054 Exp: Nov.2021
PH-4 Lot # 9GK205 Exp: Nov. 2021
PH-10 Lot # 96F073 Exp: June 2021
1.413 Lot# 9GK393 Exp : Nov. 2020

Manufacturer : Hanna
240. mV Lot #:0GB510 Exp NoV/2020

NIST thermometer S/N : 170140224 Exp July 31, 2020 Reading : 18.73 degrees C

SmartTroll Temp Reading: 18.72 degrees C

BACK-UP

Pine Environmental Services, Inc

29 Washington Ave. Unit A, Scarborough, ME 04074
888-779-PINE(Toll-Free)
207-885-9100(Phone)
207-885-9112(Fax)
pine-me@pine-environmental.com

Certificate of: Smart Troll Calibration

Company: PINE ENVIRONMENTAL SERVICES, LLC
Address: 29 WASHINGTON AVE.
SCARBOROUGH, ME 04074
Phone: 207-885-9100
Contact: NP

In Situ Smart Troll serial # 643268 on **04/16/20**
Was calibrated in accordance with manufacturer's specifications.

Instrument: In Situ Smart Troll
SN# 643268*

	Value	Conc.	Reading	Allowable Range		% Difference
ORP	240	Mv	240	233	247	0.00%
PH 7	7	pH	7.02	6.79	7.21	0.29%
PH 4	4	pH	4.10	3.88	4.12	2.50%
PH 10	10	pH	10.08	9.70	10.30	0.80%
COND	1.413	Ms/cm	1.413	1.371	1.455	0.00%
DO SATURATION	100	PERCENT	100	100	103	-0.20%
ZERO DO	0	mg/L	0.1	0	0.2	0.00%
NIST TEMP.	15.71	DEG. C				
TEMP. READING	15.72	DEG.C				
THERMOMETER #	170140224		NIST Cert: July 31, 2020			

Environmental Conditions of Test Area:
Temperature Degree C: 19 %Relative 34%

Calibrated By: NP **04/14/20**

All instruments are calibrated by Pine Environmental Services, Inc. according to the manufacturer's specifications, but it is the customer's responsibility to calibrate and maintain this unit in accordance with the manufacturer's specifications and/or the customer's own specific needs.

Notes:
Manufacture - Aqua Phenix
PH-7 Lot # 9GK054 Exp: Nov.2021
PH-4 Lot # 9GK205 Exp: Nov. 2021
PH-10 Lot # 96F073 Exp: June 2021
1.413 Lot# 9GK393 Exp : Nov. 2020

Manufacturer : Hanna
240. mV Lot #:0GB510 Exp NoV/2020

NIST thermometer S/N : 170140224 Exp July 31, 2020 Reading : 15.71 degrees C

SmartTroll Temp Reading: 15.72 degrees C

U.S. Environmental

Rentals • Sales • Service
DEVICE & DATA EXPERTISE

Turbidimeter Instrument Calibration Report

Date :	4/15/2020	**Ambient Temp. :**	20°C	**Order Number :**	43464
Time :	9:00:00 AM	**Rel. Humidity :**	51%	**Organization :**	GZA
Location :	Waltham, MA	**Technician :**	MARTIN A.	**Contact Name :**	MATT BERGEN

Man./Model: Hach 2100Q **Serial Number:** 13120C029745

Turbidity

Value		Post-Cal		Dev %	Pass / Fail
10.00	NTU	10.40	NTU	4.0%	Pass
20.00	NTU	21.50	NTU	7.5%	Pass
100.00	NTU	109.00	NTU	9.0%	Pass
800.00	NTU	801.00	NTU	0.1%	Pass

Solutions used during calibration

Description	Manufacturer	Lot Number	Expiration Date
10.0 NTU	HACH	A9155	September-20
20.0 NTU	HACH	A8234	August-20
100 NTU	HACH	A8229	August-20
800 NTU	HACH	A0013	January-22

This document certifies that US Environmental Rental Corporation has provided this rental equipment and all accessories in good working order. It is the renter's responsibility to: a) review all included items upon receipt, b) verify that all items are in acceptable condition and function properly, and c) contact a US Environmental associate immediately if any item is missing, damaged, and/or not functioning properly. Any delay in notifying US Environmental will be considered as the Renter taking responsibility for such missing, damaged, and/or malfunctioning item.
Missing, damaged, and/or malfunctioning equipment and accessories will result in additional fees.

Technician

U.S. Environmental

Rentals • Sales • Service
DEVICE & DATA EXPERTISE

Turbidimeter Instrument Calibration Report

Date :	4/15/2020	**Ambient Temp. :**	20°C	**Order Number :**	43464
Time :	9:54:00 AM	**Rel. Humidity :**	51%	**Organization :**	GZA
Location :	Waltham, MA	**Technician :**	MARTIN A.	**Contact Name :**	MATT BERGEN

Man./Model: Hach 2100Q **Serial Number:** 13110C029620

Turbidity

Value		Post-Cal		Dev %	Pass / Fail
10.00	NTU	10.60	NTU	6.0%	Pass
20.00	NTU	18.20	NTU	-9.0%	Pass
100.00	NTU	105.00	NTU	5.0%	Pass
800.00	NTU	876.00	NTU	9.5%	Pass

Solutions used during calibration

Description	Manufacturer	Lot Number	Expiration Date
10.0 NTU	HACH	A9155	September-20
20.0 NTU	HACH	A8234	August-20
100 NTU	HACH	A8229	August-20
800 NTU	HACH	A0013	January-22

This document certifies that US Environmental Rental Corporation has provided this rental equipment and all accessories in good working order. It is the renter's responsibility to: a) review all included items upon receipt, b) verify that all items are in acceptable condition and function properly, and c) contact a US Environmental associate immediately if any item is missing, damaged, and/or not functioning properly. Any delay in notifying US Environmental will be considered as the Renter taking responsibility for such missing, damaged, and/or malfunctioning item.
Missing, damaged, and/or malfunctioning equipment and accessories will result in additional fees.

Technician

U.S. Environmental

Rentals • Sales • Service
DEVICE & DATA EXPERTISE

Turbidimeter Instrument Calibration Report

Date :	4/15/2020	**Ambient Temp. :**	20°C	**Order Number :**	43464
Time :	8:11:00 AM	**Rel. Humidity :**	51%	**Organization :**	GZA
Location :	Waltham, MA	**Technician :**	MARTIN A.	**Contact Name :**	MATT BERGEN

Man./Model: Hach 2100Q **Serial Number:** 13080C027834

Turbidity

Value		Post-Cal		Dev %	Pass / Fail
10.00	NTU	9.60	NTU	-4.0%	Pass
20.00	NTU	18.60	NTU	-7.0%	Pass
100.00	NTU	97.90	NTU	-2.1%	Pass
800.00	NTU	801.00	NTU	0.1%	Pass

Solutions used during calibration

Description	Manufacturer	Lot Number	Expiration Date
10.0 NTU	HACH	A9340	December-21
20.0 NTU	HACH	A9277	October-21
100 NTU	HACH	A9330	November-21
800 NTU	HACH	A0013	January-22

This document certifies that US Environmental Rental Corporation has provided this rental equipment and all accessories in good working order. It is the renter's responsibility to: a) review all included items upon receipt, b) verify that all items are in acceptable condition and function properly, and c) contact a US Environmental associate immediately if any item is missing, damaged, and/or not functioning properly. Any delay in notifying US Environmental will be considered as the Renter taking responsibility for such missing, damaged, and/or malfunctioning item.
Missing, damaged, and/or malfunctioning equipment and accessories will result in additional fees.



Technician

U.S. Environmental

Rentals • Sales • Service
DEVICE & DATA EXPERTISE

Turbidimeter Instrument Calibration Report

Date :	4/15/2020	**Ambient Temp. :**	20°C	**Order Number :**	43464
Time :	9:21:00 AM	**Rel. Humidity :**	51%	**Organization :**	GZA
Location :	Waltham, MA	**Technician :**	MARTIN A	**Contact Name :**	MATT BERGEN

Man./Model: Hach 2100Q **Serial Number:** 13100C028903

Turbidity

Value		Post-Cal		Dev %	Pass / Fail
10.00	NTU	10.30	NTU	3.0%	Pass
20.00	NTU	19.80	NTU	-1.0%	Pass
100.00	NTU	106.00	NTU	6.0%	Pass
800.00	NTU	789.00	NTU	-1.4%	Pass

Solutions used during calibration

Description	Manufacturer	Lot Number	Expiration Date
10.0 NTU	HACH	A9155	September-20
20.0 NTU	HACH	A8234	August-20
100 NTU	HACH	A8229	August-20
800 NTU	HACH	A0013	January-22

This document certifies that US Environmental Rental Corporation has provided this rental equipment and all accessories in good working order. It is the renter's responsibility to: a) review all included items upon receipt, b) verify that all items are in acceptable condition and function properly, and c) contact a US Environmental associate immediately if any item is missing, damaged, and/or not functioning properly. Any delay in notifying US Environmental will be considered as the Renter taking responsibility for such missing, damaged, and/or malfunctioning item.
Missing, damaged, and/or malfunctioning equipment and accessories will result in additional fees.

Technician

Instrument Calibration Logs

Pre-Field Calibration UNIT 1

TROY INSTRUMENT CALIBRATION / MAINTENANCE LOG

Date: 4/16/2020 Time: 1620 | Field Personnel: E. Dyness

Meter: (circle one) YSI: Model 600XL or 600XLM In-Situ SmarTROLL | Rental Company: Pine

Multimeter Serial Numbers (Sonde & Meter): 643266 (R34240), 464346 (Battery)

Probe Pre-cleaned Certification Provided By (Personnel): NP Date: 4/14/2020

Temperature Calibration: Personnel: NP Date: 4/14/2020

Manufacturer's Accuracy Range of Sensor: +/- 0.2°C Vendor's check results Unit: 19.34 NIST: 19.34 Difference: 0.00

** When performing calibration checks, wait for temperature and parameter readings to stabilize before recording the results.**

BEGINNING CALIBRATION CHECK

EBD

Date: 4/16/2020 Time: ~~1515~~ 1620 | Personnel: E. Dyness

Calibration Check	Value of Standard	Check Results	Acceptable Range	Within Range (yes/no)	Lot #	Expiration Date	Comments
Zero DO check (mg/l)	0	0.0	0 to 0.5 mg/L	Y	96H537	8/20	
pH 7 check	7	7.27	+/- 5%	Y	8770	4/20	Range 6.65 - 7.35 pH
Specific Conductance (µS/cm) Second standard used for check	1413	1405	+/- 5%	Y	96F1141	6/20	Range 682 - 754 µS/cm (718) or Range 1342 - 1484 µS/cm (1413)
ORP check - Zobell (mV) Zobell Solution 22 °C	235	232	+/- 5%	Y	19C100813	3/24	See Chart on Page 2 for ORP Zobell Solution mV Value Based on Temperature
Turbidity Standard (NTU) 2100P	20	n/a	+/- 5%	n/a	n/a	n/a	Range 19.0 - 21.0 NTU (2100P)
Turbidity Standard (NTU) 2100Q	10	10.2	+/- 10%	Y	A8221	8/20	Range 9.0 - 11.0 NTU (2100Q)

EBD 4/17/20 1005

Notes:
1) If the post calibration check is not within the acceptable range the meter must be recalibrated.
2) All calibration checks must be made in the run mode (on a run/measurement screen) or on the live readings screen, not the calibration mode.
3) If the lot numbers and expiration dates are the same as the initial calibration, place a check mark √ in the appropriate box.
4) Either standard (718 or 1413 µS/cm) may be used to calibrate specific conductance; the second standard is used to check it.
5) Record N/A (Not Applicable) in the boxes for the turbidity meter that was not used.

Calibration Check Performed by: E. Dyness (Print) E. Dyness (Sign)

END OF DAY INSTRUMENT CALIBRATION CHECK

Calibration Check	Value of Standard	Check Results	Acceptable Range	Within Range (yes/no)	Lot #	Expiration Date	Comments
Date: Time:		Personnel:					
Zero DO check (mg/l)	0		0 to 0.5 mg/L				
pH 7 check	7		+/- 5%				Range 6.65 - 7.35 pH
Specific Conductance (µS/cm) Second standard used for check		EBD	+/- 5%	4/16/2020			Range 682 - 754 µS/cm (718) or Range 1342 - 1484 µS/cm (1413)
ORP check - Zobell (mV) Zobell Solution ____ °C			+/- 5%				See Chart on Page 2 for ORP Zobell Solution mV Value Based on Temperature
Turbidity Standard (NTU) 2100P[5]	20		+/- 5%				Range 19.0 - 21.0 NTU (2100P)
Turbidity Standard (NTU) 2100Q[5]	10		+/- 10%				Range 9.0 - 11.0 NTU (2100Q)

Notes:
1) If the end of the day calibration check is not within the acceptable range, the data collected that day for that parameter shall be qualified in it's use.
2) All calibration checks must be made in the run mode (on a run/measurement screen), not the calibration mode.
3) If the lot numbers and expiration dates are the same as the initial calibration, place a check mark ✓ in the appropriate box.
4) Either standard (718 or 1413 µS/cm) may be used to calibrate specific conductance; the second standard is used to check it.
5) Record N/A (Not Applicable) in the boxes for the turbidity meter that was not used.

Calibration Check Performed by: NA (Print) NA (Sign)

List wells sampled using this equipment on this day ONLY IF DATA NEEDS TO BE QUALIFIED.

NA NA

Pre-Field Calibration UNIT 1

INSTRUMENT CALIBRATION

Date: 4/16/2020 Time: 1515

Multimeter Calibration	Value of Standard	Check as Completed	Lot #	Expiration Date	Comments
DO (% saturation)	100%	✓			Allow time for stabilization per manufacturer
DO mg/l reading	8.66	✓			Record these values immediately after calibration
DO Temp. (°C) reading	21.5	✓			
DO (0% Saturation)-SmarTROLL	0%	✓	9GH587	8/20	2 point DO Calibration for SmarTROLL only (100 & 0%)
pH 1st Standard	7	✓	8770	4/20	
2nd Standard	4	✓	1526	5/22	
3rd Standard	10	✓	9G5379	10/21	
Specific Conductance (µS/cm)	718	✓	9GL364	12/20	One standard is used to calibrate, second one to check (1413 and 718 standards) Using one standard for both is unacceptable.
Zobell Solution 21 °C		✓			See Chart below for ORP Zobell Solution mV Value Based on Temperature
ORP using Zobell Solution	226	✓	19C100813	3/24	

EBD 4/17/20 0930

Additional Information for Dissolved Oxygen Calibration

Barometric Pressure of Meter: n/a mm Hg [BP inches n/a x 25.4 + BP n/a mm Hg]

Dissolved Oxygen Charge (YSI Meters): n/a (Acceptable Range: 25 to 75) You MUST change the membrane if charge is out of range.

Inspected DO membrane/RDO CAP for nicks or bubbles (check as completed) ✓ Personnel: E. Dyrness

Changed YSI Dissolved Oxygen Membrane and Electrolyte Solution (circle one) YES or NO (N/a)

Replaced SmarTROLL Rugged Dissolved Oxygen CAP (circle one) YES or (NO)

HACH 2100P or 2100Q * Turbidimeter Calibration	Value of Standard	Check as Completed	Lot #	Expiration Date	Comments
Turbidity 1st Standard (blank)	<0.1 NTU	n/a	n/a	n/a	Calibrate w/ StablCal® Formazin Primary Turbidity Standards
2nd Standard	20 NTU	✓	A9277	10/21	
3rd Standard	100 NTU	✓	A9330	11/21	
4th Standard	800 NTU	✓	A0013	1/22	

HACH Model (circle one) P or (Q) Serial Number: 7834 Rental Company: PINE

* NOTE: the 2100Q does not have a <0.1 standard, record N/A (not applicable) in the <0.1 standard boxes as appropriate.

Calibration Performed by E. Dyrness (Print Name) Erik Dyrness (Signature)

Zobell Solution mV Value Based on Temperature for ORP Calibration
Calibration Check Range Values (+/- 5%)
Round off temperature to whole number (e.g., 23.5 °C rounds up to 24 °C)

Temp. °C	ORP Zobell Solution mV Value	Calibration Check Range Values +/- 5%	Temp. °C	ORP Zobell Solution mV Value	Calibration Check Range Values +/- 5%	Temp. °C	ORP Zobell Solution mV Value	Calibration Check Range Values +/- 5%
-3	267	254-280	10	251	238-264	23	234	222-246
-2	266	253-279	11	249	237-261	24	232	220-244
-1	265	252-278	12	248	236-260	25	231	219-243
0	264	251-277	13	247	235-259	26	230	219-242
1	262	249-275	14	245	233-257	27	228	217-239
2	261	248-274	15	244	232-256	28	227	216-238
3	260	247-273	16	243	231-255	29	226	215-237
4	258	245-271	17	241	229-253	30	225	214-236
5	257	244-270	18	240	228-252	31	223	212-234
6	256	243-269	19	239	227-251	32	222	211-233
7	254	241-267	20	238	226-250	33	221	210-232
8	253	240-266	21	236	224-248	34	219	208-230
9	252	239-265	22	235	223-247	35	218	207-229

Pre-Field Calibration UNIT #2

TROY INSTRUMENT CALIBRATION / MAINTENANCE LOG

Date: 4/16/2020 Time: 1625 | Field Personnel: E. Dymess

Meter: (circle one) YSI: Model 600XL or 600XLM In-Situ: SmarTROLL | Rental Company: PINE

Multimeter Serial Numbers (Sonde & Meter): 378563 , 547152 (battery)

Probe Pre-cleaned Certification Provided By (Personnel): NP | Date: 4/14/20

Temperature Calibration: Personnel: NP | Date: 4/14/20

Manufacturer's Accuracy Range of Sensor: +/- 0.2°C Vendor's check results Unit: 19.67 NIST: 19.69 Difference: 0.02

** When performing calibration checks, wait for temperature and parameter readings to stabilize before recording the results.**

BEGINNING CALIBRATION CHECK

Date: 4/16/2020 Time: 1625 | Personnel: E. Dymess

Calibration Check	Value of Standard	Check Results	Acceptable Range	Within Range (yes/no)	Lot #	Expiration Date	Comments
Zero DO check (mg/l)	0	0.00	0 to 0.5 mg/L	Y	96H587	8/20	
pH 7 check	7	7.00	+/- 5%	Y	8770	4/20	Range 6.65 - 7.35 pH
Specific Conductance (µS/cm) Second standard used for check	1413	1378	+/- 5%	Y	96F1141	6/20	Range 682 - 754 µS/cm (718) or Range 1342 - 1484 µS/cm (1413)
ORP check - Zobell (mV) Zobell Solution 22 °C	235	232	+/- 5%	Y	19C100813	3/24	See Chart on Page 2 for ORP Zobell Solution mV Value Based on Temperature
Turbidity Standard (NTU) 2100P	20	n/a	+/- 5%	n/a	n/a	n/a	Range 19.0 - 21.0 NTU (2100P)
Turbidity Standard (NTU) 2100Q	10	10.4	+/- 10%	Y	A8221	8/20	Range 9.0 - 11.0 NTU (2100Q)

ETD 4/17/20 1010

Notes:
1) If the post calibration check is not within the acceptable range the meter must be recalibrated.
2) All calibration checks must be made in the run mode (on a run/measurement screen) or on the live readings screen, not the calibration mode.
3) If the lot numbers and expiration dates are the same as the initial calibration, place a check mark √ in the appropriate box.
4) Either standard (718 or 1413 µS/cm) may be used to calibrate specific conductance; the second standard is used to check it.
5) Record N/A (Not Applicable) in the boxes for the turbidity meter that was not used.

Calibration Check Performed by: E. Dymess (Print) Ed Dymess (Sign)

END OF DAY INSTRUMENT CALIBRATION CHECK

Calibration Check	Value of Standard	Check Results	Acceptable Range	Within Range (yes/no)	Lot #	Expiration Date	Comments
Date: Time:		Personnel:					
Zero DO check (mg/l)	0		0 to 0.5 mg/L				
pH 7 check	7		+/- 5%				Range 6.65 - 7.35 pH
Specific Conductance (µS/cm) Second standard used for check		ETD	+/- 5%		4/16/2020		Range 682 - 754 µS/cm (718) or Range 1342 - 1484 µS/cm (1413)
ORP check - Zobell (mV) Zobell Solution ____ °C			+/- 5%				See Chart on Page 2 for ORP Zobell Solution mV Value Based on Temperature
Turbidity Standard (NTU) 2100P[5]	20		+/- 5%				Range 19.0 - 21.0 NTU (2100P)
Turbidity Standard (NTU) 2100Q[5]	10		+/- 10%				Range 9.0 - 11.0 NTU (2100Q)

Notes:
1) If the end of the day calibration check is not within the acceptable range, the data collected that day for that parameter shall be qualified in it's use.
2) All calibration checks must be made in the run mode (on a run/measurement screen), not the calibration mode.
3) If the lot numbers and expiration dates are the same as the initial calibration, place a check mark ✓ in the appropriate box.
4) Either standard (718 or 1413 µS/cm) may be used to calibrate specific conductance; the second standard is used to check it.
5) Record N/A (Not Applicable) in the boxes for the turbidity meter that was not used.

Calibration Check Performed by: NA (Print) NA (Sign)

List wells sampled using this equipment on this day ONLY IF DATA NEEDS TO BE QUALIFIED.

NA

NA

Pre-Field Calibration UNIT #2

INSTRUMENT CALIBRATION

Date: 4/16/2020 Time: 1520

Multimeter Calibration	Value of Standard	Check as Completed	Lot #	Expiration Date	Comments
DO (% saturation)	100%	✓			Allow time for stabilization per manufacturer
DO mg/l reading	8.97	✓			Record these values immediately after calibration
DO Temp. (°C) reading	21.65	✓			
DO (0% Saturation)-SmarTROLL	0%	✓	96H587	8/20	2 point DO Calibration for SmarTROLL only (100 & 0%)
pH 1st Standard	7	✓	8770	9/20	
2nd Standard	4	✓	1526	5/22	
3rd Standard	10	✓	965379	10/21	
Specific Conductance (µS/cm)	718	✓	96L364	12/20	One standard is used to calibrate, second one to check (1413 and 718 standards) Using one standard for both is unacceptable.
Zobell Solution 21 °C		✓			See Chart below for ORP Zobell Solution mV Value Based on Temperature
ORP using Zobell Solution	225	✓	19C100313	3/24	

4/17/20 0935 EBD

Additional Information for Dissolved Oxygen Calibration

Barometric Pressure of Meter: n/a mm Hg [BP inches n/a x 25.4 + BP n/a mm Hg]

Dissolved Oxygen Charge (YSI Meters): n/a (Acceptable Range: 25 to 75) You MUST change the membrane if charge is out of range.

Inspected DO membrane/RDO CAP for nicks or bubbles (check as completed) ✓ Personnel: E. Dymess

Changed YSI Dissolved Oxygen Membrane and Electrolyte Solution (circle one) YES or NO (NA)

Replaced SmarTROLL Rugged Dissolved Oxygen CAP (circle one) YES or (NO)

HACH 2100P or 2100Q * Turbidimeter Calibration	Value of Standard	Check as Completed	Lot #	Expiration Date	Comments
Turbidity 1st Standard (blank)	<0.1 NTU	n/a	n/a	n/a	Calibrate w/ StablCal® Formazin Primary Turbidity Standards
2nd Standard	20 NTU	✓	A9277	10/21	
3rd Standard	100 NTU	✓	A9330	11/21	
4th Standard	800 NTU	✓	A0013	1/22	

HACH Model (circle one) P or (Q) Serial Number: 13120C029745 Rental Company: PINE

* NOTE: the 2100Q does not have a <0.1 standard, record N/A (not applicable) in the <0.1 standard boxes as appropriate.

Calibration Performed by E. Dymess (Print Name) Erik Dymess (Signature)

Zobell Solution mV Value Based on Temperature for ORP Calibration
Calibration Check Range Values (+/- 5%)
Round off temperature to whole number (e.g., 23.5 °C rounds up to 24 °C)

Temp. °C	ORP Zobell Solution mV Value	Calibration Check Range Values +/- 5%	Temp. °C	ORP Zobell Solution mV Value	Calibration Check Range Values +/- 5%	Temp. °C	ORP Zobell Solution mV Value	Calibration Check Range Values +/- 5%
-3	267	254-280	10	251	238-264	23	234	222-246
-2	266	253-279	11	249	237-261	24	232	220-244
-1	265	252-278	12	248	236-260	25	231	219-243
0	264	251-277	13	247	235-259	26	230	219-242
1	262	249-275	14	245	233-257	27	228	217-239
2	261	248-274	15	244	232-256	28	227	216-238
3	260	247-273	16	243	231-255	29	226	215-237
4	258	245-271	17	241	229-253	30	225	214-236
5	257	244-270	18	240	228-252	31	223	212-234
6	256	243-269	19	239	227-251	32	222	211-233
7	254	241-267	20	238	226-250	33	221	210-232
8	253	240-266	21	236	224-248	34	219	208-230
9	252	239-265	22	235	223-247	35	218	207-229

Pre-Field Calibration UNIT 3

TROY INSTRUMENT CALIBRATION / MAINTENANCE LOG

Date: 4/16/2020 Time: 1630 | Field Personnel: E. Dyrness

Meter: (circle one) YSI: Model 600XL or 600XLM In-Situ: SmarTROLL | Rental Company: PINE

Multimeter Serial Numbers (Sonde & Meter): 505592 , 547137 (battery)

Probe Pre-cleaned Certification Provided By (Personnel): NP Date: 4/14/2020

Temperature Calibration: Personnel: NP Date: 4/14/2020

Manufacturer's Accuracy Range of Sensor: +/- 0.2°C Vendor's check results Unit: 18.73 NIST: 18.72 Difference: 0.01

** When performing calibration checks, wait for temperature and parameter readings to stabilize before recording the results.**

BEGINNING CALIBRATION CHECK

Date: 4/16/2020 Time: 1630 | Personnel: E. Dyrness

Calibration Check	Value of Standard	Check Results	Acceptable Range	Within Range (yes/no)	Lot #	Expiration Date	Comments
Zero DO check (mg/l)	0	0.1	0 to 0.5 mg/L	Y	96H587	8/20	
pH 7 check	7	7.05	+/- 5%	Y	8770	4/20	Range 6.65 - 7.35 pH
Specific Conductance (µS/cm) Second standard used for check	1413	1393	+/- 5%	Y	96F1141	6/20	Range 682 - 754 µS/cm (718) or Range 1342 - 1484 µS/cm (1413)
ORP check - Zobell (mV) Zobell Solution 22 °C	235	253	+/- 5%	Y	19C100813	3/24	See Chart on Page 2 for ORP Zobell Solution mV Value Based on Temperature
Turbidity Standard (NTU) 2100P	20	n/a	+/- 5%	n/a	n/a	n/a	Range 19.0 - 21.0 NTU (2100P)
Turbidity Standard (NTU) 2100Q	10	9.75	+/- 10%	Y	A8221	8/20	Range 9.0 - 11.0 NTU (2100Q)

EBD 4/17/20 1015

Notes:
1) If the post calibration check is not within the acceptable range the meter must be recalibrated.
2) All calibration checks must be made in the run mode (on a run/measurement screen) or on the live readings screen, not the calibration mode.
3) If the lot numbers and expiration dates are the same as the initial calibration, place a check mark √ in the appropriate box.
4) Either standard (718 or 1413 µS/cm) may be used to calibrate specific conductance; the second standard is used to check it.
5) Record N/A (Not Applicable) in the boxes for the turbidity meter that was not used.

Calibration Check Performed by: E. Dyrness (Print) Erik Dyrness (Sign)

END OF DAY INSTRUMENT CALIBRATION CHECK

Calibration Check	Value of Standard	Check Results	Acceptable Range	Within Range (yes/no)	Lot #	Expiration Date	Comments
Date: Time:		Personnel:					
Zero DO check (mg/l)	0		0 to 0.5 mg/L				
pH 7 check	7		+/- 5%				Range 6.65 - 7.35 pH
Specific Conductance (µS/cm) Second standard used for check		EBD	+/- 5%	4/16/2020			Range 682 - 754 µS/cm (718) or Range 1342 - 1484 µS/cm (1413)
ORP check - Zobell (mV) Zobell Solution °C			+/- 5%				See Chart on Page 2 for ORP Zobell Solution mV Value Based on Temperature
Turbidity Standard (NTU) 2100P[5]	20		+/- 5%				Range 19.0 - 21.0 NTU (2100P)
Turbidity Standard (NTU) 2100Q[5]	10		+/- 10%				Range 9.0 - 11.0 NTU (2100Q)

Notes:
1) If the end of the day calibration check is not within the acceptable range, the data collected that day for that parameter shall be qualified in it's use.
2) All calibration checks must be made in the run mode (on a run/measurement screen), not the calibration mode.
3) If the lot numbers and expiration dates are the same as the initial calibration, place a check mark ✓ in the appropriate box.
4) Either standard (718 or 1413 µS/cm) may be used to calibrate specific conductance; the second standard is used to check it.
5) Record N/A (Not Applicable) in the boxes for the turbidity meter that was not used.

Calibration Check Performed by: NA (Print) NA (Sign)

List wells sampled using this equipment on this day ONLY IF DATA NEEDS TO BE QUALIFIED.

NA NA

Pre-Field Calibration UNIT 3

INSTRUMENT CALIBRATION

Date: 4/16/2020 Time: 1525

Multimeter Calibration	Value of Standard	Check as Completed	Lot #	Expiration Date	Comments
DO (% saturation)	100%	✓			Allow time for stabilization per manufacturer
DO mg/l reading	8.61	✓			Record these values immediately after calibration
DO Temp. (°C) reading	21.75	✓			
DO (0% Saturation)-SmarTROLL	0%	✓	9GH587	8/20	2 point DO Calibration for SmarTROLL only (100 & 0%)
pH 1st Standard	7	✓	8770	4/20	
2nd Standard	4	✓	1526	5/22	
3rd Standard	10	✓	9G5379	10/21	
Specific Conductance (µS/cm)	718	✓	9GL364	12/20	One standard is used to calibrate, second one to check (1413 and 718 standards) Using one standard for both is unacceptable.
Zobell Solution 22 °C		✓			See Chart below for ORP Zobell Solution mV Value Based on Temperature
ORP using Zobell Solution	227	✓	19C100813	3/24	

4/17/20 0940 ESD

Additional Information for Dissolved Oxygen Calibration

Barometric Pressure of Meter: n/a mm Hg [BP inches n/a x 25.4 + BP n/a mm Hg]

Dissolved Oxygen Charge (YSI Meters): n/a (Acceptable Range: 25 to 75) You MUST change the membrane if charge is out of range.

Inspected DO membrane/RDO CAP for nicks or bubbles (check as completed) ✓ Personnel: E. Dyness

Changed YSI Dissolved Oxygen Membrane and Electrolyte Solution (circle one) YES or NO (NA)

Replaced SmarTROLL Rugged Dissolved Oxygen CAP (circle one) YES or (NO)

HACH 2100P or 2100Q * Turbidimeter Calibration	Value of Standard	Check as Completed	Lot #	Expiration Date	Comments
Turbidity 1st Standard (blank)	<0.1 NTU	n/a	n/a	n/a	Calibrate w/ StablCal® Formazin Primary Turbidity Standards
2nd Standard	20 NTU	✓	A9277	10/21	
3rd Standard	100 NTU	✓	A9330	11/21	
4th Standard	800 NTU	✓	A0013	1/22	

HACH Model (circle one) P or (Q) Serial Number: 13110C02916200 Rental Company: PINE

* NOTE: the 2100Q does not have a <0.1 standard, record N/A (not applicable) in the <0.1 standard boxes as appropriate.

Calibration Performed by E. Dyness (Print Name) Erik Dyness (Signature)

Zobell Solution mV Value Based on Temperature for ORP Calibration
Calibration Check Range Values (+/- 5%)
Round off temperature to whole number (e.g., 23.5 °C rounds up to 24 °C)

Temp. °C	ORP Zobell Solution mV Value	Calibration Check Range Values +/- 5%	Temp. °C	ORP Zobell Solution mV Value	Calibration Check Range Values +/- 5%	Temp. °C	ORP Zobell Solution mV Value	Calibration Check Range Values +/- 5%
-3	267	254-280	10	251	238-264	23	234	222-246
-2	266	253-279	11	249	237-261	24	232	220-244
-1	265	252-278	12	248	236-260	25	231	219-243
0	264	251-277	13	247	235-259	26	230	219-242
1	262	249-275	14	245	233-257	27	228	217-239
2	261	248-274	15	244	232-256	28	227	216-238
3	260	247-273	16	243	231-255	29	226	215-237
4	258	245-271	17	241	229-253	30	225	214-236
5	257	244-270	18	240	228-252	31	223	212-234
6	256	243-269	19	239	227-251	32	222	211-233
7	254	241-267	20	238	226-250	33	221	210-232
8	253	240-266	21	236	224-248	34	219	208-230
9	252	239-265	22	235	223-247	35	218	207-229

UNIT #1

TROY INSTRUMENT CALIBRATION / MAINTENANCE LOG

Date: 4-21-2020 Time: 0800 | Field Personnel: M. Murphy

Meter: (circle one) YSI: Model 600XL or 600XLM In-Situ: SmarTROLL | Rental Company: PINE

Multimeter Serial Numbers (Sonde & Meter): 643206, 464346 (Battery)

Probe Pre-cleaned Certification Provided By (Personnel): N.P. Date: 4-14-2020

Temperature Calibration: Personnel: N P Date: 4-14-2020

Manufacturer's Accuracy Range of Sensor: +/- 0.2°C Vendor's check results Unit: 19.34 NIST: 19.34 Difference: 0.00

** When performing calibration checks, wait for temperature and parameter readings to stabilize before recording the results.**

BEGINNING CALIBRATION CHECK

Date: 4-21-2020 Time: 0800 | Personnel: M. Murphy

Calibration Check	Value of Standard	Check Results	Acceptable Range	Within Range (yes/no)	Lot #	Expiration Date	Comments
Zero DO check (mg/l)	0	0.02	0 to 0.5 mg/L	Y	9GH587	8/20	
pH 7 check	7	7.00	+/- 5%	~~Y~~ MM 4-21-20 Y	9GH321	8/21	Range 6.65 - 7.35 pH
Specific Conductance (µS/cm) Second standard used for check	1413	1399	+/- 5%	Y	9GF1141	6/20	Range 682 - 754 µS/cm (718) or Range 1342 - 1484 µS/cm (1413)
ORP check - Zobell (mV) Zobell Solution 11 °C	249	248	+/- 5%	Y	19C100313	3/24	See Chart on Page 2 for ORP Zobell Solution mV Value Based on Temperature
Turbidity Standard (NTU) 2100P	20	NA	+/- 5%	NA		→	Range 19.0 - 21.0 NTU (2100P)
Turbidity Standard (NTU) 2100Q	10	10.4	+/- 10%	Y	A8221	8/20	Range 9.0 - 11.0 NTU (2100Q)

Notes:
1) If the post calibration check is not within the acceptable range the meter must be recalibrated.
2) All calibration checks must be made in the run mode (on a run/measurement screen) or on the live readings screen, not the calibration mode.
3) If the lot numbers and expiration dates are the same as the initial calibration, place a check mark √ in the appropriate box.
4) Either standard (718 or 1413 µS/cm) may be used to calibrate specific conductance; the second standard is used to check it.
5) Record N/A (Not Applicable) in the boxes for the turbidity meter that was not used.

Calibration Check Performed by: Megan Murphy (Print) Megan Murphy (Sign)

END OF DAY INSTRUMENT CALIBRATION CHECK

Calibration Check	Value of Standard	Check Results	Acceptable Range	Within Range (yes/no)	Lot #	Expiration Date	Comments
Date: 4-21-2020 Time: 1615		Personnel: M. Murphy					
Zero DO check (mg/l)	0	0.0	0 to 0.5 mg/L	Y	9GH587	8/20	
pH 7 check	7	6.77	+/- 5%	Y	9GH321	8/21	Range 6.65 - 7.35 pH
Specific Conductance (µS/cm) Second standard used for check	1413	1419	+/- 5%	Y	9GF1141	6/20	Range 682 - 754 µS/cm (718) or Range 1342 - 1484 µS/cm (1413)
ORP check - Zobell (mV) Zobell Solution 9 °C	252	250	+/- 5%	Y	19C100313	3/24	See Chart on Page 2 for ORP Zobell Solution mV Value Based on Temperature
Turbidity Standard (NTU) 2100P[5]	20	NA	+/- 5%	NA		→	Range 19.0 - 21.0 NTU (2100P)
Turbidity Standard (NTU) 2100Q[5]	10	9.1	+/- 10%	Y	A9340	12/21	Range 9.0 - 11.0 NTU (2100Q)

Notes:
1) If the end of the day calibration check is not within the acceptable range, the data collected that day for that parameter shall be qualified in it's use.
2) All calibration checks must be made in the run mode (on a run/measurement screen), not the calibration mode.
3) If the lot numbers and expiration dates are the same as the initial calibration, place a check mark ✓ in the appropriate box.
4) Either standard (718 or 1413 µS/cm) may be used to calibrate specific conductance; the second standard is used to check it.
5) Record N/A (Not Applicable) in the boxes for the turbidity meter that was not used.

Calibration Check Performed by: Megan Murphy (Print) Megan Murphy (Sign)

List wells sampled using this equipment on this day ONLY IF DATA NEEDS TO BE QUALIFIED.

NA

NA

UNIT #1

INSTRUMENT CALIBRATION

Date: Time:

Multimeter Calibration	Value of Standard	Check as Completed	Lot #	Expiration Date	Comments
DO (% saturation)	100%				Allow time for stabilization per manufacturer
DO mg/l reading					Record these values immediately after calibration
DO Temp. (°C) reading					
DO (0% Saturation)-SmarTROLL	0%	MRM 4-21-2020			2 point DO Calibration for SmarTROLL only (100 & 0%)
pH 1st Standard	7				
2nd Standard	4				
3rd Standard	10				
Specific Conductance (µS/cm)					One standard is used to calibrate, second one to check (1413 and 718 standards) Using one standard for both is unacceptable.
Zobell Solution _____ °C					See Chart below for ORP Zobell Solution mV Value Based on Temperature
ORP using Zobell Solution					

Additional Information for Dissolved Oxygen Calibration

Barometric Pressure of Meter: NA mm Hg [BP inches NA x 25.4 + BP NA mm Hg]

Dissolved Oxygen Charge (YSI Meters): NA (Acceptable Range: 25 to 75) You MUST change the membrane if charge is out of range.

Inspected DO membrane/RDO CAP for nicks or bubbles (check as completed) ✓ **Personnel:** M. Murphy

Changed YSI Dissolved Oxygen Membrane and Electrolyte Solution (circle one) YES or (NO)

Replaced SmarTROLL Rugged Dissolved Oxygen CAP (circle one) YES or (NO)

HACH 2100P or 2100Q * Turbidimeter Calibration	Value of Standard	Check as Completed	Lot #	Expiration Date	Comments
Turbidity 1st Standard (blank)	<0.1 NTU	NA	NA	NA	Calibrate w/ StablCal® Formazin Primary Turbidity Standards
2nd Standard	20 NTU	✓	A9277	10/21	
3rd Standard	100 NTU	✓	A9330	11/21	
4th Standard	800 NTU	✓	A0013	1/22	

HACH Model (circle one) P or (Q) Serial Number: 7834 MM 4-21-2020 13030C000187 **Rental Company:** PINE

*** NOTE: the 2100Q does not have a <0.1 standard, record N/A (not applicable) in the <0.1 standard boxes as appropriate.**

Calibration Performed by Megan Murphy (Print Name) Megan Murphy (Signature)

Zobell Solution mV Value Based on Temperature for ORP Calibration
Calibration Check Range Values (+/- 5%)
Round off temperature to whole number (e.g., 23.5 °C rounds up to 24 °C)

Temp. °C	ORP Zobell Solution mV Value	Calibration Check Range Values +/- 5%	Temp. °C	ORP Zobell Solution mV Value	Calibration Check Range Values +/- 5%	Temp. °C	ORP Zobell Solution mV Value	Calibration Check Range Values +/- 5%
-3	**267**	254-280	10	**251**	238-264	23	**234**	222-246
-2	**266**	253-279	11	**249**	237-261	24	**232**	220-244
-1	**265**	252-278	12	**248**	236-260	25	**231**	219-243
0	**264**	251-277	13	**247**	235-259	26	**230**	219-242
1	**262**	249-275	14	**245**	233-257	27	**228**	217-239
2	**261**	248-274	15	**244**	232-256	28	**227**	216-238
3	**260**	247-273	16	**243**	231-255	29	**226**	215-237
4	**258**	245-271	17	**241**	229-253	30	**225**	214-236
5	**257**	244-270	18	**240**	228-252	31	**223**	212-234
6	**256**	243-269	19	**239**	227-251	32	**222**	211-233
7	**254**	241-267	20	**238**	226-250	33	**221**	210-232
8	**253**	240-266	21	**236**	224-248	34	**219**	208-230
9	**252**	239-265	22	**235**	223-247	35	**218**	207-229

UNIT #2

TROY INSTRUMENT CALIBRATION / MAINTENANCE LOG

Date: 4-21-2020 Time: 0805 | Field Personnel: M.Murphy

Meter: (circle one) YSI: Model 600XL or 600XLM In-Situ: SmarTROLL Rental Company: PINE

Multimeter Serial Numbers (Sonde & Meter): 378563, 547152 (Lattey)

Probe Pre-cleaned Certification Provided By (Personnel): NP Date: 4-14-2020

Temperature Calibration: Personnel: UP Date: 4-14-2020

Manufacturer's Accuracy Range of Sensor: +/- 0.2°C Vendor's check results Unit: 19.67 NIST: 19.69 Difference: 0.02

** When performing calibration checks, wait for temperature and parameter readings to stabilize before recording the results. **

BEGINNING CALIBRATION CHECK

Date: 4-21-2020 Time: 0805 | Personnel: M. Murphy

Calibration Check	Value of Standard	Check Results	Acceptable Range	Within Range (yes/no)	Lot #	Expiration Date	Comments
Zero DO check (mg/l)	0	0.01	0 to 0.5 mg/L	Y	9GH587	8/20	
pH 7 check	7	7.00	+/- 5%	Y	~~8776~~ 9GH321 4-21	~~8/21~~ 8/21	Range 6.65 - 7.35 pH
Specific Conductance (µS/cm) Second standard used for check	1413	1380	+/- 5%	Y	9GH321 9GF1141	6/20	Range 682 - 754 µS/cm (718) or Range 1342 - 1484 µS/cm (1413)
ORP check - Zobell (mV) Zobell Solution 11 °C	249	249	+/- 5%	Y	19C100313	3/24	See Chart on Page 2 for ORP Zobell Solution mV Value Based on Temperature
Turbidity Standard (NTU) 2100P	20	NA	+/- 5%	NA		→	Range 19.0 - 21.0 NTU (2100P)
Turbidity Standard (NTU) 2100Q	10	11.0	+/- 10%	Y	A9221	8/22	Range 9.0 - 11.0 NTU (2100Q)

Notes:
1) If the post calibration check is not within the acceptable range the meter must be recalibrated.
2) All calibration checks must be made in the run mode (on a run/measurement screen) or on the live readings screen, not the calibration mode.
3) If the lot numbers and expiration dates are the same as the initial calibration, place a check mark √ in the appropriate box.
4) Either standard (718 or 1413 µS/cm) may be used to calibrate specific conductance; the second standard is used to check it.
5) Record N/A (Not Applicable) in the boxes for the turbidity meter that was not used.

Calibration Check Performed by: Megan Murphy (Print) Megan Murphy (Sign)

END OF DAY INSTRUMENT CALIBRATION CHECK

Calibration Check	Value of Standard	Check Results	Acceptable Range	Within Range (yes/no)	Lot #	Expiration Date	Comments
Date: 4-21-2020 Time: 1620		Personnel: M. Murphy					
Zero DO check (mg/l)	0	0.0	0 to 0.5 mg/L	Y	9GH587	8/20	
pH 7 check	7	7.04	+/- 5%	Y	9GH321	8/21	Range 6.65 - 7.35 pH
Specific Conductance (µS/cm) Second standard used for check	1413	1391	+/- 5%	Y	9GF1141	6/20	Range 682 - 754 µS/cm (718) or Range 1342 - 1484 µS/cm (1413)
ORP check - Zobell (mV) Zobell Solution 9 °C	252	251	+/- 5%	Y	19C100313	3/24	See Chart on Page 2 for ORP Zobell Solution mV Value Based on Temperature
Turbidity Standard (NTU) 2100P[5]	20	NA	+/- 5%	NA		→	Range 19.0 - 21.0 NTU (2100P)
Turbidity Standard (NTU) 2100Q[5]	10	10.7	+/- 10%	Y	A9340	12/21	Range 9.0 - 11.0 NTU (2100Q)

Notes:
1) If the end of the day calibration check is not within the acceptable range, the data collected that day for that parameter shall be qualified in it's use.
2) All calibration checks must be made in the run mode (on a run/measurement screen), not the calibration mode.
3) If the lot numbers and expiration dates are the same as the initial calibration, place a check mark ✓ in the appropriate box.
4) Either standard (718 or 1413 µS/cm) may be used to calibrate specific conductance; the second standard is used to check it.
5) Record N/A (Not Applicable) in the boxes for the turbidity meter that was not used.

Calibration Check Performed by: Megan Murphy (Print) Megan Murphy (Sign)

List wells sampled using this equipment on this day ONLY IF DATA NEEDS TO BE QUALIFIED.

NA

NA

UNIT #2

INSTRUMENT CALIBRATION

Date: Time:

Multimeter Calibration	Value of Standard	Check as Completed	Lot #	Expiration Date	Comments
DO (% saturation)	100%				Allow time for stabilization per manufacturer
DO mg/l reading					Record these values immediately after calibration
DO Temp. (°C) reading					
DO (0% Saturation)-SmarTROLL	0%				2 point DO Calibration for SmarTROLL only (100 & 0%)
pH 1st Standard	7				
2nd Standard	4				
3rd Standard	10				
Specific Conductance (µS/cm)					One standard is used to calibrate, second one to check (1413 and 718 standards) Using one standard for both is unacceptable.
Zobell Solution _____ °C					See Chart below for ORP Zobell Solution mV Value Based on Temperature
ORP using Zobell Solution					

Additional Information for Dissolved Oxygen Calibration

Barometric Pressure of Meter: N/A mm Hg [BP inches N/A x 25.4 + BP N/A mm Hg]

Dissolved Oxygen Charge (YSI Meters): N/A (Acceptable Range: 25 to 75) You MUST change the membrane if charge is out of range.

Inspected DO membrane/RDO CAP for nicks or bubbles (check as completed) ✓ Personnel: M. Murphy

Changed YSI Dissolved Oxygen Membrane and Electrolyte Solution (circle one) YES or (NO)

Replaced SmarTROLL Rugged Dissolved Oxygen CAP (circle one) YES or (NO)

HACH 2100P or 2100Q * Turbidimeter Calibration	Value of Standard	Check as Completed	Lot #	Expiration Date	Comments
Turbidity 1st Standard (Blank)	<0.1 NTU	N/A	→	→	Calibrate w/ StablCal® Formazin Primary Turbidity Standards
2nd Standard	20 NTU				
3rd Standard	100 NTU				
4th Standard	800 NTU				

HACH Model (circle one) P or (Q) Serial Number: 9745 Rental Company: PINE

* NOTE: the 2100Q does not have a <0.1 standard, record N/A (not applicable) in the <0.1 standard boxes as appropriate.

Calibration Performed by Megan Murphy (Print Name) Megan Murphy (Signature)

Zobell Solution mV Value Based on Temperature for ORP Calibration
Calibration Check Range Values (+/- 5%)
Round off temperature to whole number (e.g., 23.5 °C rounds up to 24 °C)

Temp. °C	ORP Zobell Solution mV Value	Calibration Check Range Values +/- 5%	Temp. °C	ORP Zobell Solution mV Value	Calibration Check Range Values +/- 5%	Temp. °C	ORP Zobell Solution mV Value	Calibration Check Range Values +/- 5%
-3	**267**	254-280	10	**251**	238-264	23	**234**	222-246
-2	**266**	253-279	11	**249**	237-261	24	**232**	220-244
-1	**265**	252-278	12	**248**	236-260	25	**231**	219-243
0	**264**	251-277	13	**247**	235-259	26	**230**	219-242
1	**262**	249-275	14	**245**	233-257	27	**228**	217-239
2	**261**	248-274	15	**244**	232-256	28	**227**	216-238
3	**260**	247-273	16	**243**	231-255	29	**226**	215-237
4	**258**	245-271	17	**241**	229-253	30	**225**	214-236
5	**257**	244-270	18	**240**	228-252	31	**223**	212-234
6	**256**	243-269	19	**239**	227-251	32	**222**	211-233
7	**254**	241-267	20	**238**	226-250	33	**221**	210-232
8	**253**	240-266	21	**236**	224-248	34	**219**	208-230
9	**252**	239-265	22	**235**	223-247	35	**218**	207-229

UNIT #3

TROY INSTRUMENT CALIBRATION / MAINTENANCE LOG

Date: 4-21-2020 Time: 0810 | Field Personnel: M. Murphy

Meter: (circle one) YSI: Model 600XL or 600XLM In-Situ: SmarTROLL | Rental Company: PINE

Multimeter Serial Numbers (Sonde & Meter): 505592, 547137 (battery)

Probe Pre-cleaned Certification Provided By (Personnel): NP Date: 4-14-2020

Temperature Calibration: Personnel: NP Date: 4-14-2020

Manufacturer's Accuracy Range of Sensor: +/- 0.2°C Vendor's check results Unit: 18.73 NIST: 18.72 Difference: 0.01

** When performing calibration checks, wait for temperature and parameter readings to stabilize before recording the results.**

BEGINNING CALIBRATION CHECK

Date: 4-21-2020 Time: 0810 | Personnel: M. Murphy

Calibration Check	Value of Standard	Check Results	Acceptable Range	Within Range (yes/no)	Lot #	Expiration Date	Comments
Zero DO check (mg/l)	0	0.03	0 to 0.5 mg/L	Y	9GH587	8/20	
pH 7 check	7	7.08	+/- 5%	Y	~~3776~~ 9GH321	~~8/21~~	Range 6.65 - 7.35 pH
Specific Conductance (µS/cm) Second standard used for check	1413	1397	+/- 5%	Y	9GH321 9GF1141	6/20	Range 682 - 754 µS/cm (718) or Range 1342 - 1484 µS/cm (1413)
ORP check - Zobell (mV)	251	250	+/- 5%	Y	19C10033	3/24	See Chart on Page 2 for ORP Zobell Solution mV Value Based on Temperature
Zobell Solution 10 °C							
Turbidity Standard (NTU) 2100P	20	NA	+/- 5%	NA	—	→	Range 19.0 - 21.0 NTU (2100P)
Turbidity Standard (NTU) 2100Q	10	10.0	+/- 10%	Y	A8221	8/20	Range 9.0 - 11.0 NTU (2100Q)

Notes:
1) If the post calibration check is not within the acceptable range the meter must be recalibrated.
2) All calibration checks must be made in the run mode (on a run/measurement screen) or on the live readings screen, not the calibration mode.
3) If the lot numbers and expiration dates are the same as the initial calibration, place a check mark √ in the appropriate box.
4) Either standard (718 or 1413 µS/cm) may be used to calibrate specific conductance; the second standard is used to check it.
5) Record N/A (Not Applicable) in the boxes for the turbidity meter that was not used.

Calibration Check Performed by: Megan Murphy (Print) Megan Murphy (Sign)

END OF DAY INSTRUMENT CALIBRATION CHECK

Calibration Check	Value of Standard	Check Results	Acceptable Range	Within Range (yes/no)	Lot #	Expiration Date	Comments
Date: 4-21-2020 Time: 1625		Personnel: M. Murphy					
Zero DO check (mg/l)	0	0.0	0 to 0.5 mg/L	Y	9GH587	8/20	
pH 7 check	7	7.10	+/- 5%	Y	9GH321	8/21	Range 6.65 - 7.35 pH
Specific Conductance (µS/cm) Second standard used for check	1413	1413	+/- 5%	Y	9GF1141	6/20	Range 682 - 754 µS/cm (718) or Range 1342 - 1484 µS/cm (1413)
ORP check - Zobell (mV) 4/21-20 MM	253	252	+/- 5%	Y	19C100813	3/24	See Chart on Page 2 for ORP Zobell Solution mV Value Based on Temperature
Zobell Solution ~~10~~ 8 °C							
Turbidity Standard (NTU) 2100P[5]	20	NA	+/- 5%	NA	—	→	Range 19.0 - 21.0 NTU (2100P)
Turbidity Standard (NTU) 2100Q[5]	10	9.4	+/- 10%	Y	A9340	12/21	Range 9.0 - 11.0 NTU (2100Q)

Notes:
1) If the end of the day calibration check is not within the acceptable range, the data collected that day for that parameter shall be qualified in it's use.
2) All calibration checks must be made in the run mode (on a run/measurement screen), not the calibration mode.
3) If the lot numbers and expiration dates are the same as the initial calibration, place a check mark ✓ in the appropriate box.
4) Either standard (718 or 1413 µS/cm) may be used to calibrate specific conductance; the second standard is used to check it.
5) Record N/A (Not Applicable) in the boxes for the turbidity meter that was not used.

Calibration Check Performed by: Megan Murphy (Print) Megan Murphy (Sign)

List wells sampled using this equipment on this day ONLY IF DATA NEEDS TO BE QUALIFIED.

NA

NA

UNIT #3

INSTRUMENT CALIBRATION

Date: Time:

Multimeter Calibration	Value of Standard	Check as Completed	Lot #	Expiration Date	Comments
DO (% saturation)	100%				Allow time for stabilization per manufacturer
DO mg/l reading					Record these values immediately after calibration
DO Temp. (°C) reading					
DO (0% Saturation)-SmarTROLL	0%	MLM			2 point DO Calibration for SmarTROLL only (100 & 0%)
pH 1st Standard	7	4-21-2020			
2nd Standard	4				
3rd Standard	10				
Specific Conductance (µS/cm)					One standard is used to calibrate, second one to check (1413 and 718 standards) Using one standard for both is unacceptable.
Zobell Solution ____ °C					See Chart below for ORP Zobell Solution mV Value Based on Temperature
ORP using Zobell Solution					

Additional Information for Dissolved Oxygen Calibration

Barometric Pressure of Meter: _____ mm Hg [BP inches _____ x 25.4 + BP _____ mm Hg]

Dissolved Oxygen Charge (YSI Meters): N/A (Acceptable Range: 25 to 75) You MUST change the membrane if charge is out of range.

Inspected DO membrane/RDO CAP for nicks or bubbles (check as completed) ✓ Personnel: M. Murphy

Changed YSI Dissolved Oxygen Membrane and Electrolyte Solution (circle one) YES or (NO)

Replaced SmarTROLL Rugged Dissolved Oxygen CAP (circle one) YES or NO

HACH 2100P or 2100Q * Turbidimeter Calibration	Value of Standard	Check as Completed	Lot #	Expiration Date	Comments
Turbidity 1st Standard (blank)	<0.1 NTU	MLM 4-21-2020			Calibrate w/ StablCal® Formazin Primary Turbidity Standards
2nd Standard	20 NTU				
3rd Standard	100 NTU				
4th Standard	800 NTU				

HACH Model (circle one) ~~P or Q~~ Serial Number: 9260 Rental Company: PINE

* NOTE: the 2100Q does not have a <0.1 standard, record N/A (not applicable) in the <0.1 standard boxes as appropriate.

Calibration Performed by Megan Murphy (Print Name) Megan Murphy (Signature)

Zobell Solution mV Value Based on Temperature for ORP Calibration
Calibration Check Range Values (+/- 5%)
Round off temperature to whole number (e.g., 23.5 °C rounds up to 24 °C)

Temp. °C	ORP Zobell Solution mV Value	Calibration Check Range Values +/- 5%	Temp. °C	ORP Zobell Solution mV Value	Calibration Check Range Values +/- 5%	Temp. °C	ORP Zobell Solution mV Value	Calibration Check Range Values +/- 5%
-3	**267**	254-280	10	**251**	238-264	23	**234**	222-246
-2	**266**	253-279	11	**249**	237-261	24	**232**	220-244
-1	**265**	252-278	12	**248**	236-260	25	**231**	219-243
0	**264**	251-277	13	**247**	235-259	26	**230**	219-242
1	**262**	249-275	14	**245**	233-257	27	**228**	217-239
2	**261**	248-274	15	**244**	232-256	28	**227**	216-238
3	**260**	247-273	16	**243**	231-255	29	**226**	215-237
4	**258**	245-271	17	**241**	229-253	30	**225**	214-236
5	**257**	244-270	18	**240**	228-252	31	**223**	212-234
6	**256**	243-269	19	**239**	227-251	32	**222**	211-233
7	**254**	241-267	20	**238**	226-250	33	**221**	210-232
8	**253**	240-266	21	**236**	224-248	34	**219**	208-230
9	**252**	239-265	22	**235**	223-247	35	**218**	207-229

UNIT #1

TROY INSTRUMENT CALIBRATION / MAINTENANCE LOG

Date: 4-22-2020 Time: 1630 | Field Personnel: M. Murphy

Meter: (circle one) YSI: Model 600XL or 600XLM **In-Situ:** SmarTROLL **Rental Company:** PINE

Multimeter Serial Numbers (Sonde & Meter): 04327606

Probe Pre-cleaned Certification Provided By (Personnel): NP **Date:** 4-14-2020

Temperature Calibration: Personnel: NP **Date:** 1-14-2020

Manufacturer's Accuracy Range of Sensor: +/- 0.2°C **Vendor's check results Unit:** 19.34 **NIST:** 19.34 **Difference:** 0.00

**** When performing calibration checks, wait for temperature and parameter readings to stabilize before recording the results.****

BEGINNING CALIBRATION CHECK

Date: **Time:** **Personnel:**

Calibration Check	Value of Standard	Check Results	Acceptable Range	Within Range (yes/no)	Lot #	Expiration Date	Comments
Zero DO check (mg/l)	0		0 to 0.5 mg/L				
pH 7 check	7	7.01 4-22-2020	+/- 5%				Range 6.65 - 7.35 pH
Specific Conductance (µS/cm) Second standard used for check			+/- 5%				Range 682 - 754 µS/cm (718) or Range 1342 - 1484 µS/cm (1413)
ORP check - Zobell (mV)			+/- 5%				See Chart on Page 2 for ORP Zobell Solution mV Value Based on Temperature
Zobell Solution ____ °C							
Turbidity Standard (NTU) 2100P	20		+/- 5%				Range 19.0 - 21.0 NTU (2100P)
Turbidity Standard (NTU) 2100Q	10		+/- 10%				Range 9.0 - 11.0 NTU (2100Q)

Notes:
1) If the post calibration check is not within the acceptable range the meter must be recalibrated.
2) All calibration checks must be made in the run mode (on a run/measurement screen) or on the live readings screen, not the calibration mode.
3) If the lot numbers and expiration dates are the same as the initial calibration, place a check mark √ in the appropriate box.
4) Either standard (718 or 1413 µS/cm) may be used to calibrate specific conductance; the second standard is used to check it.
5) Record N/A (Not Applicable) in the boxes for the turbidity meter that was not used.

Calibration Check Performed by: _____ (Print) _____ (Sign)

END OF DAY INSTRUMENT CALIBRATION CHECK

Calibration Check	Value of Standard	Check Results	Acceptable Range	Within Range (yes/no)	Lot #	Expiration Date	Comments
Date: 4-22-2020 Time: 1630		Personnel: M. Murphy					
Zero DO check (mg/l)	0	0.0	0 to 0.5 mg/L	Y	9GH537	3/20	
pH 7 check	7	6.83	+/- 5%	Y	9GH321	3/21	Range 6.65 - 7.35 pH
Specific Conductance (µS/cm) Second standard used for check	1413	1447	+/- 5%	Y	9GF1141	6/20	Range 682 - 754 µS/cm (718) or Range 1342 - 1484 µS/cm (1413)
ORP check - Zobell (mV)	252	248	+/- 5%	Y	19C100813	3/24	See Chart on Page 2 for ORP Zobell Solution mV Value Based on Temperature
Zobell Solution 9 °C							
Turbidity Standard (NTU) 2100P[5]	20	NA	+/- 5%	N/A	———	→	Range 19.0 - 21.0 NTU (2100P)
Turbidity Standard (NTU) 2100Q[6]	10	9.2	+/- 10%	Y	A9340	12/21	Range 9.0 - 11.0 NTU (2100Q)

Notes:
1) If the end of the day calibration check is not within the acceptable range, the data collected that day for that parameter shall be qualified in it's use.
2) All calibration checks must be made in the run mode (on a run/measurement screen), not the calibration mode.
3) If the lot numbers and expiration dates are the same as the initial calibration, place a check mark ✓ in the appropriate box.
4) Either standard (718 or 1413 µS/cm) may be used to calibrate specific conductance; the second standard is used to check it.
5) Record N/A (Not Applicable) in the boxes for the turbidity meter that was not used.

Calibration Check Performed by: Megan Murphy (Print) Megan Murphy (Sign)

List wells sampled using this equipment on this day ONLY IF DATA NEEDS TO BE QUALIFIED.

N/A ↓ N/A ↓

UNIT #1

INSTRUMENT CALIBRATION

Date: Time:

Multimeter Calibration	Value of Standard	Check as Completed	Lot #	Expiration Date	Comments
DO (% saturation)	100%				Allow time for stabilization per manufacturer
DO mg/l reading					Record these values immediately after calibration
DO Temp. (°C) reading					
DO (0% Saturation)-SmarTROLL	0%				2 point DO Calibration for SmarTROLL only (100 & 0%)
pH 1st Standard	7				
2nd Standard	4				
3rd Standard	10				
Specific Conductance (µS/cm)					One standard is used to calibrate, second one to check (1413 and 718 standards) Using one standard for both is unacceptable.
Zobell Solution _____ °C					See Chart below for ORP Zobell Solution mV Value Based on Temperature
ORP using Zobell Solution					

Additional Information for Dissolved Oxygen Calibration

Barometric Pressure of Meter: _____ **mm Hg** [BP inches _____ x 25.4 + BP _____ mm Hg]

Dissolved Oxygen Charge (YSI Meters): _____ (Acceptable Range: 25 to 75) You MUST change the membrane if charge is out of range.

Inspected DO membrane/RDO CAP for nicks or bubbles (check as completed) ✓ **Personnel:** Megan Murphy

Changed YSI Dissolved Oxygen Membrane and Electrolyte Solution (circle one) YES or NO

Replaced SmarTROLL Rugged Dissolved Oxygen CAP (circle one) YES or NO

HACH 2100P or 2100Q * Turbidimeter Calibration	Value of Standard	Check as Completed	Lot #	Expiration Date	Comments
Turbidity 1st Standard (blank)	<0.1 NTU	N/A			Calibrate w/ StablCal® Formazin Primary Turbidity Standards
2nd Standard	20 NTU				
3rd Standard	100 NTU				
4th Standard	800 NTU				

HACH Model (circle one) P or Q **Serial Number:** 7187 **Rental Company:** PINE

*** NOTE: the 2100Q does not have a <0.1 standard, record N/A (not applicable) in the <0.1 standard boxes as appropriate.**

Calibration Performed by Megan Murphy (Print Name) Megan Murphy (Signature)

Zobell Solution mV Value Based on Temperature for ORP Calibration
Calibration Check Range Values (+/- 5%)
Round off temperature to whole number (e.g., 23.5 °C rounds up to 24 °C)

Temp. °C	ORP Zobell Solution mV Value	Calibration Check Range Values +/- 5%	Temp. °C	ORP Zobell Solution mV Value	Calibration Check Range Values +/- 5%	Temp. °C	ORP Zobell Solution mV Value	Calibration Check Range Values +/- 5%
-3	**267**	254-280	10	**251**	238-264	23	**234**	222-246
-2	**266**	253-279	11	**249**	237-261	24	**232**	220-244
-1	**265**	252-278	12	**248**	236-260	25	**231**	219-243
0	**264**	251-277	13	**247**	235-259	26	**230**	219-242
1	**262**	249-275	14	**245**	233-257	27	**228**	217-239
2	**261**	248-274	15	**244**	232-256	28	**227**	216-238
3	**260**	247-273	16	**243**	231-255	29	**226**	215-237
4	**258**	245-271	17	**241**	229-253	30	**225**	214-236
5	**257**	244-270	18	**240**	228-252	31	**223**	212-234
6	**256**	243-269	19	**239**	227-251	32	**222**	211-233
7	**254**	241-267	20	**238**	226-250	33	**221**	210-232
8	**253**	240-266	21	**236**	224-248	34	**219**	208-230
9	**252**	239-265	22	**235**	223-247	35	**218**	207-229

UNIT 2

TROY INSTRUMENT CALIBRATION / MAINTENANCE LOG

Date: 4-22-2020 Time: 1635 | Field Personnel: M. Murphy

Meter: (circle one) YSI: Model 600XL or 600XLM In-Situ: SmarTROLL | Rental Company: PINE

Multimeter Serial Numbers (Sonde & Meter): 378563

Probe Pre-cleaned Certification Provided By (Personnel): NP Date: 4-14-2020

Temperature Calibration: Personnel: NP Date: 4-14-2020

Manufacturer's Accuracy Range of Sensor: +/- 0.2°C Vendor's check results Unit: 19.67 NIST: 19.69 Difference: 0.02

** When performing calibration checks, wait for temperature and parameter readings to stabilize before recording the results.**

BEGINNING CALIBRATION CHECK

Date: Time: | Personnel:

Calibration Check	Value of Standard	Check Results	Acceptable Range	Within Range (yes/no)	Lot #	Expiration Date	Comments
Zero DO check (mg/l)	0		0 to 0.5 mg/L				
pH 7 check	7	mem 4-22-2020	+/- 5%				Range 6.65 - 7.35 pH
Specific Conductance (µS/cm) Second standard used for check			+/- 5%				Range 682 - 754 µS/cm (718) or Range 1342 - 1484 µS/cm (1413)
ORP check - Zobell (mV)			+/- 5%				See Chart on Page 2 for ORP Zobell Solution mV Value Based on Temperature
Zobell Solution ____ °C							
Turbidity Standard (NTU) 2100P	20		+/- 5%				Range 19.0 - 21.0 NTU (2100P)
Turbidity Standard (NTU) 2100Q	10		+/- 10%				Range 9.0 - 11.0 NTU (2100Q)

Notes:
1) If the post calibration check is not within the acceptable range the meter must be recalibrated.
2) All calibration checks must be made in the run mode (on a run/measurement screen) or on the live readings screen, not the calibration mode.
3) If the lot numbers and expiration dates are the same as the initial calibration, place a check mark √ in the appropriate box.
4) Either standard (718 or 1413 µS/cm) may be used to calibrate specific conductance; the second standard is used to check it.
5) Record N/A (Not Applicable) in the boxes for the turbidity meter that was not used.

Calibration Check Performed by: _____ (Print) _____ (Sign)

END OF DAY INSTRUMENT CALIBRATION CHECK

Calibration Check	Value of Standard	Check Results	Acceptable Range	Within Range (yes/no)	Lot #	Expiration Date	Comments
Date: 4-22-2020 Time: 1635		Personnel: M. Murphy					
Zero DO check (mg/l)	0	0.02	0 to 0.5 mg/L	Y	9GH587	8/20	
pH 7 check	7	7.04	+/- 5%	Y	9GH321	8/21	Range 6.65 - 7.35 pH
Specific Conductance (µS/cm) Second standard used for check	1413	1415 MM 4-22-20	+/- 5%	Y	9GF1141	6/20	Range 682 - 754 µS/cm (718) or Range 1342 - 1484 µS/cm (1413)
ORP check - Zobell (mV)	253	249 4-22-20	+/- 5%	Y	19C10C813	3/24	See Chart on Page 2 for ORP Zobell Solution mV Value Based on Temperature
Zobell Solution 23 °C							
Turbidity Standard (NTU) 2100P[5]	20	NA	+/- 5%	NA			Range 19.0 - 21.0 NTU (2100P)
Turbidity Standard (NTU) 2100Q[5]	10	10.3	+/- 10%	Y	A9340	12/21	Range 9.0 - 11.0 NTU (2100Q)

Notes:
1) If the end of the day calibration check is not within the acceptable range, the data collected that day for that parameter shall be qualified in it's use.
2) All calibration checks must be made in the run mode (on a run/measurement screen), not the calibration mode.
3) If the lot numbers and expiration dates are the same as the initial calibration, place a check mark ✓ in the appropriate box.
4) Either standard (718 or 1413 µS/cm) may be used to calibrate specific conductance; the second standard is used to check it.
5) Record N/A (Not Applicable) in the boxes for the turbidity meter that was not used.

Calibration Check Performed by: Megan Murphy (Print) Megan Murphy (Sign)

List wells sampled using this equipment on this day ONLY IF DATA NEEDS TO BE QUALIFIED.

NA

NA

UNIT #2

INSTRUMENT CALIBRATION

Date: Time:

Multimeter Calibration	Value of Standard	Check as Completed	Lot #	Expiration Date	Comments
DO (% saturation)	100%				Allow time for stabilization per manufacturer
DO mg/l reading					Record these values immediately after calibration
DO Temp. (°C) reading					
DO (0% Saturation)-SmarTROLL	0%	MEM	4-22-2020		2 point DO Calibration for SmarTROLL only (100 & 0%)
pH 1st Standard	7				
2nd Standard	4				
3rd Standard	10				
Specific Conductance (µS/cm)					One standard is used to calibrate, second one to check (1413 and 718 standards) Using one standard for both is unacceptable.
Zobell Solution _____ °C					See Chart below for ORP Zobell Solution mV Value Based on Temperature
ORP using Zobell Solution					

Additional Information for Dissolved Oxygen Calibration

Barometric Pressure of Meter: N/A mm Hg [BP inches NA x 25.4 + BP NA mm Hg]

Dissolved Oxygen Charge (YSI Meters): NA (Acceptable Range: 25 to 75) You MUST change the membrane if charge is out of range.

Inspected DO membrane/RDO CAP for nicks or bubbles (check as completed) ✓ **Personnel:** M. Murphy

Changed YSI Dissolved Oxygen Membrane and Electrolyte Solution (circle one) YES or (NO)

Replaced SmarTROLL Rugged Dissolved Oxygen CAP (circle one) YES or (NO)

HACH 2100P or 2100Q * Turbidimeter Calibration	Value of Standard	Check as Completed	Lot #	Expiration Date	Comments
Turbidity 1st Standard (blank)	<0.1 NTU		4-22-2020		Calibrate w/ StabiCal® Formazin Primary Turbidity Standards
2nd Standard	20 NTU		MEM		
3rd Standard	100 NTU				
4th Standard	800 NTU				

HACH Model (circle one) P or (Q) Serial Number: 9745 **Rental Company:** FINE

*** NOTE: the 2100Q does not have a <0.1 standard, record N/A (not applicable) in the <0.1 standard boxes as appropriate.**

Calibration Performed by Megan Murphy (Print Name) Megan Murphy (Signature)

Zobell Solution mV Value Based on Temperature for ORP Calibration
Calibration Check Range Values (+/- 5%)
Round off temperature to whole number (e.g., 23.5 °C rounds up to 24 °C)

Temp. °C	ORP Zobell Solution mV Value	Calibration Check Range Values +/- 5%	Temp. °C	ORP Zobell Solution mV Value	Calibration Check Range Values +/- 5%	Temp. °C	ORP Zobell Solution mV Value	Calibration Check Range Values +/- 5%
-3	**267**	254-280	10	**251**	238-264	23	**234**	222-246
-2	**266**	253-279	11	**249**	237-261	24	**232**	220-244
-1	**265**	252-278	12	**248**	236-260	25	**231**	219-243
0	**264**	251-277	13	**247**	235-259	26	**230**	219-242
1	**262**	249-275	14	**245**	233-257	27	**228**	217-239
2	**261**	248-274	15	**244**	232-256	28	**227**	216-238
3	**260**	247-273	16	**243**	231-255	29	**226**	215-237
4	**258**	245-271	17	**241**	229-253	30	**225**	214-236
5	**257**	244-270	18	**240**	228-252	31	**223**	212-234
6	**256**	243-269	19	**239**	227-251	32	**222**	211-233
7	**254**	241-267	20	**238**	226-250	33	**221**	210-232
8	**253**	240-266	21	**236**	224-248	34	**219**	208-230
9	**252**	239-265	22	**235**	223-247	35	**218**	207-229

UNIT #3

TROY INSTRUMENT CALIBRATION / MAINTENANCE LOG

Date: 4-22-2020 Time: 1640 | Field Personnel: M. Murphy

Meter: (circle one) YSI: Model 600XL or 600XLM In-Situ (SmarTROLL) Rental Company: PINE

Multimeter Serial Numbers (Sonde & Meter): 505592

Probe Pre-cleaned Certification Provided By (Personnel): NP Date: 4-14-2020

Temperature Calibration: Personnel: NP Date: 4-14-2020

Manufacturer's Accuracy Range of Sensor: +/- 0.2°C Vendor's check results Unit: 18.73 NIST: 18.72 Difference: 0.01

** When performing calibration checks, wait for temperature and parameter readings to stabilize before recording the results.**

BEGINNING CALIBRATION CHECK

Date: Time: Personnel:

Calibration Check	Value of Standard	Check Results	Acceptable Range	Within Range (yes/no)	Lot #	Expiration Date	Comments
Zero DO check (mg/l)	0		0 to 0.5 mg/L				
pH 7 check	7		+/- 5%				Range 6.65 - 7.35 pH
Specific Conductance (µS/cm) Second standard used for check		MEM 4-22-2020	+/- 5%				Range 682 - 754 µS/cm (718) or Range 1342 - 1484 µS/cm (1413)
ORP check - Zobell (mV) Zobell Solution _____ °C			+/- 5%				See Chart on Page 2 for ORP Zobell Solution mV Value Based on Temperature
Turbidity Standard (NTU) 2100P	20		+/- 5%				Range 19.0 - 21.0 NTU (2100P)
Turbidity Standard (NTU) 2100Q	10		+/- 10%				Range 9.0 - 11.0 NTU (2100Q)

Notes:
1) If the post calibration check is not within the acceptable range the meter must be recalibrated.
2) All calibration checks must be made in the run mode (on a run/measurement screen) or on the live readings screen, not the calibration mode.
3) If the lot numbers and expiration dates are the same as the initial calibration, place a check mark √ in the appropriate box.
4) Either standard (718 or 1413 µS/cm) may be used to calibrate specific conductance; the second standard is used to check it.
5) Record N/A (Not Applicable) in the boxes for the turbidity meter that was not used.

Calibration Check Performed by: _____ (Print) _____ (Sign)

END OF DAY INSTRUMENT CALIBRATION CHECK

Calibration Check	Value of Standard	Check Results	Acceptable Range	Within Range (yes/no)	Lot #	Expiration Date	Comments
Date: 4-22-2020 Time: 1640		Personnel: M. Murphy					
Zero DO check (mg/l)	0	0.08	0 to 0.5 mg/L	Y	9GH587	8/20	
pH 7 check	7	7.09	+/- 5%	Y	9GH321	8/21	Range 6.65 - 7.35 pH
Specific Conductance (µS/cm) Second standard used for check	1413	1447	+/- 5%	Y	9GF1141	6/20	Range 682 - 754 µS/cm (718) or Range 1342 - 1484 µS/cm (1413)
ORP check - Zobell (mV) Zobell Solution 8 °C	253	250	+/- 5%	Y	19C100313	3/24	See Chart on Page 2 for ORP Zobell Solution mV Value Based on Temperature
Turbidity Standard (NTU) 2100P[5]	20	NA	+/- 5%	NA			Range 19.0 - 21.0 NTU (2100P)
Turbidity Standard (NTU) 2100Q[5]	10	10.1	+/- 10%	Y	A9340	12/21	Range 9.0 - 11.0 NTU (2100Q)

Notes:
1) If the end of the day calibration check is not within the acceptable range, the data collected that day for that parameter shall be qualified in it's use.
2) All calibration checks must be made in the run mode (on a run/measurement screen), not the calibration mode.
3) If the lot numbers and expiration dates are the same as the initial calibration, place a check mark ✓ in the appropriate box.
4) Either standard (718 or 1413 µS/cm) may be used to calibrate specific conductance; the second standard is used to check it.
5) Record N/A (Not Applicable) in the boxes for the turbidity meter that was not used.

Calibration Check Performed by: Megan Murphy (Print) Megan Murphy (Sign)

List wells sampled using this equipment on this day ONLY IF DATA NEEDS TO BE QUALIFIED.

NA NA

UNIT #3

INSTRUMENT CALIBRATION

Date: Time:

Multimeter Calibration	Value of Standard	Check as Completed	Lot #	Expiration Date	Comments
DO (% saturation)	100%				Allow time for stabilization per manufacturer
DO mg/l reading					Record these values immediately after calibration
DO Temp. (°C) reading					
DO (0% Saturation)-SmarTROLL	0%	MLM 4-22-2020			2 point DO Calibration for SmarTROLL only (100 & 0%)
pH 1st Standard	7				
2nd Standard	4				
3rd Standard	10				
Specific Conductance (µS/cm)					One standard is used to calibrate, second one to check (1413 and 718 standards) Using one standard for both is unacceptable.
Zobell Solution _____ °C					See Chart below for ORP Zobell Solution mV Value Based on Temperature
ORP using Zobell Solution					

Additional Information for Dissolved Oxygen Calibration

Barometric Pressure of Meter: N/A mm Hg [BP inches N/A x 25.4 + BP N/A mm Hg]

Dissolved Oxygen Charge (YSI Meters): N/A (Acceptable Range: 25 to 75) You MUST change the membrane if charge is out of range.

Inspected DO membrane/RDO CAP for nicks or bubbles (check as completed) ✓ Personnel: M. Murphy

Changed YSI Dissolved Oxygen Membrane and Electrolyte Solution (circle one) YES or NO

Replaced SmarTROLL Rugged Dissolved Oxygen CAP (circle one) YES or NO

HACH 2100P or 2100Q * Turbidimeter Calibration	Value of Standard	Check as Completed	Lot #	Expiration Date	Comments
Turbidity 1st Standard (blank)	<0.1 NTU				Calibrate w/ StablCal® Formazin Primary Turbidity Standards
2nd Standard	20 NTU	MLM 4-22-2020			
3rd Standard	100 NTU				
4th Standard	800 NTU				

HACH Model (circle one) P or Q Serial Number: 9260 Rental Company: PINE

* NOTE: the 2100Q does not have a <0.1 standard, record N/A (not applicable) in the <0.1 standard boxes as appropriate.

Calibration Performed by Megan Murphy (Print Name) Megan Murphy (Signature)

Zobell Solution mV Value Based on Temperature for ORP Calibration
Calibration Check Range Values (+/- 5%)
Round off temperature to whole number (e.g., 23.5 °C rounds up to 24 °C)

Temp. °C	ORP Zobell Solution mV Value	Calibration Check Range Values +/- 5%	Temp. °C	ORP Zobell Solution mV Value	Calibration Check Range Values +/- 5%	Temp. °C	ORP Zobell Solution mV Value	Calibration Check Range Values +/- 5%
-3	267	254-280	10	251	238-264	23	234	222-246
-2	266	253-279	11	249	237-261	24	232	220-244
-1	265	252-278	12	248	236-260	25	231	219-243
0	264	251-277	13	247	235-259	26	230	219-242
1	262	249-275	14	245	233-257	27	228	217-239
2	261	248-274	15	244	232-256	28	227	216-238
3	260	247-273	16	243	231-255	29	226	215-237
4	258	245-271	17	241	229-253	30	225	214-236
5	257	244-270	18	240	228-252	31	223	212-234
6	256	243-269	19	239	227-251	32	222	211-233
7	254	241-267	20	238	226-250	33	221	210-232
8	253	240-266	21	236	224-248	34	219	208-230
9	252	239-265	22	235	223-247	35	218	207-229

UNIT #1

TROY INSTRUMENT CALIBRATION / MAINTENANCE LOG

Date: 4-23-2020 Time: 1510 | Field Personnel: M.Murphy

Meter: (circle one) YSI: Model 600XL or 600XLM In-Situ: SmarTROLL | Rental Company: PING

Multimeter Serial Numbers (Sonde & Meter): 6432664

Probe Pre-cleaned Certification Provided By (Personnel): NP Date: 4-14-2020

Temperature Calibration: Personnel: NP Date: 4-14-2020

Manufacturer's Accuracy Range of Sensor: +/- 0.2°C Vendor's check results Unit: 19.34 NIST: 19.34 Difference: 0.00

** When performing calibration checks, wait for temperature and parameter readings to stabilize before recording the results.**

BEGINNING CALIBRATION CHECK

Date: Time: Personnel:

Calibration Check	Value of Standard	Check Results	Acceptable Range	Within Range (yes/no)	Lot #	Expiration Date	Comments
Zero DO check (mg/l)	0		0 to 0.5 mg/L				
pH 7 check	7	MM 4-23-2020	+/- 5%				Range 6.65 - 7.35 pH
Specific Conductance (µS/cm) Second standard used for check			+/- 5%				Range 682 - 754 µS/cm (718) or Range 1342 - 1484 µS/cm (1413)
ORP check - Zobell (mV)		4	+/- 5%				See Chart on Page 2 for ORP Zobell Solution mV Value Based on Temperature
Zobell Solution ____ °C							
Turbidity Standard (NTU) 2100P	20		+/- 5%				Range 19.0 - 21.0 NTU (2100P)
Turbidity Standard (NTU) 2100Q	10		+/- 10%				Range 9.0 - 11.0 NTU (2100Q)

Notes:
1) If the post calibration check is not within the acceptable range the meter must be recalibrated.
2) All calibration checks must be made in the run mode (on a run/measurement screen) or on the live readings screen, not the calibration mode.
3) If the lot numbers and expiration dates are the same as the initial calibration, place a check mark √ in the appropriate box.
4) Either standard (718 or 1413 µS/cm) may be used to calibrate specific conductance; the second standard is used to check it.
5) Record N/A (Not Applicable) in the boxes for the turbidity meter that was not used.

Calibration Check Performed by: _____ (Print) _____ (Sign)

END OF DAY INSTRUMENT CALIBRATION CHECK

Calibration Check	Value of Standard	Check Results	Acceptable Range	Within Range (yes/no)	Lot #	Expiration Date	Comments
Date: 4-23-2020 Time: 1510		Personnel: M.Murphy					
Zero DO check (mg/l)	0	0.00	0 to 0.5 mg/L	Y	9GH587	8/20	
pH 7 check	7	7.11	+/- 5%	Y	9GH321	8/21	Range 6.65 - 7.35 pH
Specific Conductance (µS/cm) Second standard used for check	1413	1457	+/- 5%	Y	9GF1141	6/20	Range 682 - 754 µS/cm (718) or Range 1342 - 1484 µS/cm (1413)
ORP check - Zobell (mV)	244	235	+/- 5%	Y	19C100813	3/24	See Chart on Page 2 for ORP Zobell Solution mV Value Based on Temperature
Zobell Solution 15 °C							
Turbidity Standard (NTU) 2100P[5]	20	NA	+/- 5%	NA		→	Range 19.0 - 21.0 NTU (2100P)
Turbidity Standard (NTU) 2100Q[5]	10	9.7	+/- 10%	Y	A9340	12/21	Range 9.0 - 11.0 NTU (2100Q)

Notes:
1) If the end of the day calibration check is not within the acceptable range, the data collected that day for that parameter shall be qualified in it's use.
2) All calibration checks must be made in the run mode (on a run/measurement screen), not the calibration mode.
3) If the lot numbers and expiration dates are the same as the initial calibration, place a check mark ✓ in the appropriate box.
4) Either standard (718 or 1413 µS/cm) may be used to calibrate specific conductance; the second standard is used to check it.
5) Record N/A (Not Applicable) in the boxes for the turbidity meter that was not used.

Calibration Check Performed by: Megan Murphy (Print) Megan Murphy (Sign)

List wells sampled using this equipment on this day ONLY IF DATA NEEDS TO BE QUALIFIED.

NA NA

UNIT #1

INSTRUMENT CALIBRATION

Date: Time:

Multimeter Calibration	Value of Standard	Check as Completed	Lot #	Expiration Date	Comments
DO (% saturation)	100%				Allow time for stabilization per manufacturer
DO mg/l reading					Record these values immediately after calibration
DO Temp. (°C) reading					
DO (0% Saturation)-SmarTROLL	0%				2 point DO Calibration for SmarTROLL only (100 & 0%)
pH 1st Standard	7				
2nd Standard	4				
3rd Standard	10				
Specific Conductance (µS/cm)					One standard is used to calibrate, second one to check (1413 and 718 standards) Using one standard for both is unacceptable.
Zobell Solution _____ °C					See Chart below for ORP Zobell Solution mV Value Based on Temperature
ORP using Zobell Solution					

MAM 8-23-2023

Additional Information for Dissolved Oxygen Calibration

Barometric Pressure of Meter: _____ mm Hg [BP inches _____ x 25.4 + BP _____ mm Hg]

Dissolved Oxygen Charge (YSI Meters): _____ (Acceptable Range 25 to 75) You MUST change the membrane if charge is out of range.

Inspected DO membrane/RDO CAP for nicks or bubbles (check as completed) ____ Personnel: _____

Changed YSI Dissolved Oxygen Membrane and Electrolyte Solution (circle one) YES or NO

Replaced SmarTROLL Rugged Dissolved Oxygen CAP (circle one) YES or NO

HACH 2100P or 2100Q * Turbidimeter Calibration	Value of Standard	Check as Completed	Lot #	Expiration Date	Comments
Turbidity 1st Standard (blank)	<0.1 NTU				Calibrate w/ StablCal® Formazin Primary Turbidity Standards
2nd Standard	20 NTU				
3rd Standard	100 NTU				
4th Standard	800 NTU				

HACH Model (circle one) P or Q Serial Number: **Rental Company:**

*** NOTE: the 2100Q does not have a <0.1 standard, record N/A (not applicable) in the <0.1 standard boxes as appropriate.**

Calibration Performed by: _____ _____

Print Name Signature

Zobell Solution mV Value Based on Temperature for ORP Calibration
Calibration Check Range Values (+/- 5%)
Round off temperature to whole number (e.g., 23.5 °C rounds up to 24 °C)

Temp. °C	ORP Zobell Solution mV Value	Calibration Check Range Values +/- 5%	Temp. °C	ORP Zobell Solution mV Value	Calibration Check Range Values +/- 5%	Temp. °C	ORP Zobell Solution mV Value	Calibration Check Range Values +/- 5%
-3	**267**	254-280	10	**251**	238-264	23	**234**	222-246
-2	**266**	253-279	11	**249**	237-261	24	**232**	220-244
-1	**265**	252-278	12	**248**	236-260	25	**231**	219-243
0	**264**	251-277	13	**247**	235-259	26	**230**	219-242
1	**262**	249-275	14	**245**	233-257	27	**228**	217-239
2	**261**	248-274	15	**244**	232-256	28	**227**	216-238
3	**260**	247-273	16	**243**	231-255	29	**226**	215-237
4	**258**	245-271	17	**241**	229-253	30	**225**	214-236
5	**257**	244-270	18	**240**	228-252	31	**223**	212-234
6	**256**	243-269	19	**239**	227-251	32	**222**	211-233
7	**254**	241-267	20	**238**	226-250	33	**221**	210-232
8	**253**	240-266	21	**236**	224-248	34	**219**	208-230
9	**252**	239-265	22	**235**	223-247	35	**218**	207-229

UNIT #2

TROY INSTRUMENT CALIBRATION / MAINTENANCE LOG

Date: 4-23-2020 Time: 1520 | Field Personnel: M.Murphy

Meter: (circle one) YSI: Model 600XL or 600XLM In-Situ: SmarTROLL | Rental Company: PING

Multimeter Serial Numbers (Sonde & Meter): 378563

Probe Pre-cleaned Certification Provided By (Personnel): NP | Date: 4-14-2020

Temperature Calibration: Personnel: NP | Date: 4-14-2020

Manufacturer's Accuracy Range of Sensor: +/- 0.2°C Vendor's check results Unit: 19.67 NIST: 19.69 Difference: 0.02

** When performing calibration checks, wait for temperature and parameter readings to stabilize before recording the results.**

BEGINNING CALIBRATION CHECK

Date: Time: | Personnel:

Calibration Check	Value of Standard	Check Results	Acceptable Range	Within Range (yes/no)	Lot #	Expiration Date	Comments
Zero DO check (mg/l)	0		0 to 0.5 mg/L				
pH 7 check	7		+/- 5%				Range 6.65 - 7.35 pH
Specific Conductance (µS/cm) Second standard used for check		MEM 4-23-2020	+/- 5%				Range 682 - 754 µS/cm (718) or Range 1342 - 1484 µS/cm (1413)
ORP check - Zobell (mV) Zobell Solution ____ °C			+/- 5%				See Chart on Page 2 for ORP Zobell Solution mV Value Based on Temperature
Turbidity Standard (NTU) 2100P	20		+/- 5%				Range 19.0 - 21.0 NTU (2100P)
Turbidity Standard (NTU) 2100Q	10		+/- 10%				Range 9.0 - 11.0 NTU (2100Q)

Notes:
1) If the post calibration check is not within the acceptable range the meter must be recalibrated.
2) All calibration checks must be made in the run mode (on a run/measurement screen) or on the live readings screen, not the calibration mode.
3) If the lot numbers and expiration dates are the same as the initial calibration, place a check mark √ in the appropriate box.
4) Either standard (718 or 1413 µS/cm) may be used to calibrate specific conductance; the second standard is used to check it.
5) Record N/A (Not Applicable) in the boxes for the turbidity meter that was not used.

Calibration Check Performed by: _____ (Print) _____ (Sign)

END OF DAY INSTRUMENT CALIBRATION CHECK

Calibration Check	Value of Standard	Check Results	Acceptable Range	Within Range (yes/no)	Lot #	Expiration Date	Comments
Date: 4-23-2020 Time: 1520		Personnel: M.Murphy					
Zero DO check (mg/l)	0	0.00	0 to 0.5 mg/L	Y	9GH587	8/20	
pH 7 check	7	7.04	+/- 5%	Y	9GH321	8/21	Range 6.65 - 7.35 pH
Specific Conductance (µS/cm) Second standard used for check	1413	1426	+/- 5%	Y	9GF1141	6/20	Range 682 - 754 µS/cm (718) or Range 1342 - 1484 µS/cm (1413)
ORP check - Zobell (mV) Zobell Solution 15 °C	244	234	+/- 5%	Y	19C100313	3/24	See Chart on Page 2 for ORP Zobell Solution mV Value Based on Temperature
Turbidity Standard (NTU) 2100P[5]	20	NA	+/- 5%	NA		→	Range 19.0 - 21.0 NTU (2100P)
Turbidity Standard (NTU) 2100Q[5]	10	9.2	+/- 10%	Y	A9340	12/21	Range 9.0 - 11.0 NTU (2100Q)

Notes:
1) If the end of the day calibration check is not within the acceptable range, the data collected that day for that parameter shall be qualified in it's use.
2) All calibration checks must be made in the run mode (on a run/measurement screen), not the calibration mode.
3) If the lot numbers and expiration dates are the same as the initial calibration, place a check mark ✓ in the appropriate box.
4) Either standard (718 or 1413 µS/cm) may be used to calibrate specific conductance; the second standard is used to check it.
5) Record N/A (Not Applicable) in the boxes for the turbidity meter that was not used.

Calibration Check Performed by: Megan Murphy (Print) Megan Murphy (Sign)

List wells sampled using this equipment on this day ONLY IF DATA NEEDS TO BE QUALIFIED.

NA

NA

UNIT #2

INSTRUMENT CALIBRATION

Date: Time:

Multimeter Calibration	Value of Standard	Check as Completed	Lot #	Expiration Date	Comments
DO (% saturation)	100%				Allow time for stabilization per manufacturer
DO mg/l reading					Record these values immediately after calibration
DO Temp. (°C) reading					
DO (0% Saturation)-SmarTROLL	0%				2 point DO Calibration for SmarTROLL only (100 & 0%)
pH 1st Standard	7				
2nd Standard	4				
3rd Standard	10				
Specific Conductance (µS/cm)					One standard is used to calibrate, second one to check (1413 and 718 standards) Using one standard for both is unacceptable.
Zobell Solution _____ °C					See Chart below for ORP Zobell Solution mV Value Based on Temperature
ORP using Zobell Solution					

Additional Information for Dissolved Oxygen Calibration

Barometric Pressure of Meter: _____ mm Hg [BP inches _____ x 25.4 + BP _____ mm Hg]

Dissolved Oxygen Charge (YSI Meters): _____ (Acceptable Range: 26 to 75) You MUST change the membrane if charge is out of range.

Inspected DO membrane/RDO CAP for nicks or bubbles (check as completed) ___ **Personnel:** _____

Changed YSI Dissolved Oxygen Membrane and Electrolyte Solution (circle one) YES or NO

Replaced SmarTROLL Rugged Dissolved Oxygen CAP (circle one) YES or NO

HACH 2100P or 2100Q * Turbidimeter Calibration	Value of Standard	Check as Completed	Lot #	Expiration Date	Comments
Turbidity 1st Standard (blank)	<0.1 NTU				Calibrate w/ StablCal® Formazin Primary Turbidity Standards
2nd Standard	20 NTU				
3rd Standard	100 NTU				
4th Standard	800 NTU				

HACH Model (circle one) P or Q Serial Number: **Rental Company:**

*** NOTE: the 2100Q does not have a <0.1 standard, record N/A (not applicable) in the <0.1 standard boxes as appropriate.**

Calibration Performed by _____ _____

Print Name Signature

Zobell Solution mV Value Based on Temperature for ORP Calibration
Calibration Check Range Values (+/- 5%)
Round off temperature to whole number (e.g., 23.5 °C rounds up to 24 °C)

Temp. °C	ORP Zobell Solution mV Value	Calibration Check Range Values +/- 5%	Temp. °C	ORP Zobell Solution mV Value	Calibration Check Range Values +/- 5%	Temp. °C	ORP Zobell Solution mV Value	Calibration Check Range Values +/- 5%
-3	**267**	254-280	10	**251**	238-264	23	**234**	222-246
-2	**266**	253-279	11	**249**	237-261	24	**232**	220-244
-1	**265**	252-278	12	**248**	236-260	25	**231**	219-243
0	**264**	251-277	13	**247**	235-259	26	**230**	219-242
1	**262**	249-275	14	**245**	233-257	27	**228**	217-239
2	**261**	248-274	15	**244**	232-256	28	**227**	216-238
3	**260**	247-273	16	**243**	231-255	29	**226**	215-237
4	**258**	245-271	17	**241**	229-253	30	**225**	214-236
5	**257**	244-270	18	**240**	228-252	31	**223**	212-234
6	**256**	243-269	19	**239**	227-251	32	**222**	211-233
7	**254**	241-267	20	**238**	226-250	33	**221**	210-232
8	**253**	240-266	21	**236**	224-248	34	**219**	208-230
9	**252**	239-265	22	**235**	223-247	35	**218**	207-229

UNIT #3

TROY INSTRUMENT CALIBRATION / MAINTENANCE LOG

Date: 4-23 2020 Time: 1525 | Field Personnel: M. Murphy

Meter: (circle one) YSI: Model 600XL or 600XLM **In-Situ:** SmarTROLL **Rental Company:** PINE

Multimeter Serial Numbers (Sonde & Meter): 505592

Probe Pre-cleaned Certification Provided By (Personnel): NP **Date:** 4-14-2020

Temperature Calibration: Personnel: NP **Date:** 4-14-2020

Manufacturer's Accuracy Range of Sensor: +/- 0.2°C **Vendor's check results Unit:** 18.73 **NIST:** 18.72 **Difference:** 0.01

** When performing calibration checks, wait for temperature and parameter readings to stabilize before recording the results.**

BEGINNING CALIBRATION CHECK

Date: **Time:** | **Personnel:**

Calibration Check	Value of Standard	Check Results	Acceptable Range	Within Range (yes/no)	Lot #	Expiration Date	Comments
Zero DO check (mg/l)	0		0 to 0.5 mg/L				
pH 7 check	7		+/- 5%				Range 6.65 - 7.35 pH
Specific Conductance (µS/cm) Second standard used for check			+/- 5%				Range 682 - 754 µS/cm (718) or Range 1342 - 1484 µS/cm (1413)
ORP check - Zobell (mV)		MEM 4-23-2020	+/- 5%				See Chart on Page 2 for ORP Zobell Solution mV Value Based on Temperature
Zobell Solution _____ °C							
Turbidity Standard (NTU) 2100P	20	4-23-2020	+/- 5%				Range 19.0 - 21.0 NTU (2100P)
Turbidity Standard (NTU) 2100Q	10		+/- 10%				Range 9.0 - 11.0 NTU (2100Q)

Notes:
1) If the post calibration check is not within the acceptable range the meter must be recalibrated.
2) All calibration checks must be made in the run mode (on a run/measurement screen) or on the live readings screen, not the calibration mode.
3) If the lot numbers and expiration dates are the same as the initial calibration, place a check mark √ in the appropriate box.
4) Either standard (718 or 1413 µS/cm) may be used to calibrate specific conductance; the second standard is used to check it.
5) Record N/A (Not Applicable) in the boxes for the turbidity meter that was not used.

Calibration Check Performed by: _____ (Print) _____ (Sign)

END OF DAY INSTRUMENT CALIBRATION CHECK

Calibration Check	Value of Standard	Check Results	Acceptable Range	Within Range (yes/no)	Lot #	Expiration Date	Comments
Date: 4-23-2020 Time: 1525		Personnel: M. Murphy					
Zero DO check (mg/l)	0	0.02	0 to 0.5 mg/L	Y	9GH587	8/20	
pH 7 check	7	7.05	+/- 5%	Y	9GH321	8/21	Range 6.65 - 7.35 pH
Specific Conductance (µS/cm) Second standard used for check	1413	1449	+/- 5%	Y	9GF1141	6/20	Range 682 - 754 µS/cm (718) or Range 1342 - 1484 µS/cm (1413)
ORP check - Zobell (mV)	244	236	+/- 5%	Y	19C100313	3/24	See Chart on Page 2 for ORP Zobell Solution mV Value Based on Temperature
Zobell Solution 15 °C							
Turbidity Standard (NTU) 2100P[5]	20	NA	+/- 5%	NA		→	Range 19.0 - 21.0 NTU (2100P)
Turbidity Standard (NTU) 2100Q[5]	10	9.2	+/- 10%	Y	A9340	12/21	Range 9.0 - 11.0 NTU (2100Q)

Notes:
1) If the end of the day calibration check is not within the acceptable range, the data collected that day for that parameter shall be qualified in it's use.
2) All calibration checks must be made in the run mode (on a run/measurement screen), not the calibration mode.
3) If the lot numbers and expiration dates are the same as the initial calibration, place a check mark ✓ in the appropriate box.
4) Either standard (718 or 1413 µS/cm) may be used to calibrate specific conductance; the second standard is used to check it.
5) Record N/A (Not Applicable) in the boxes for the turbidity meter that was not used.

Calibration Check Performed by: Megan Murphy (Print) Megan Murphy (Sign)

List wells sampled using this equipment on this day ONLY IF DATA NEEDS TO BE QUALIFIED.

NA

NA

UNIT #3

INSTRUMENT CALIBRATION

Date: Time:

Multimeter Calibration	Value of Standard	Check as Completed	Lot #	Expiration Date	Comments
DO (% saturation)	100%				Allow time for stabilization per manufacturer
DO mg/l reading					Record these values immediately after calibration
DO Temp. (°C) reading					
DO (0% Saturation)-SmarTROLL	0%				2 point DO Calibration for SmarTROLL only (100 & 0%)
pH 1st Standard	7				
2nd Standard	4				
3rd Standard	10				
Specific Conductance (µS/cm)					One standard is used to calibrate, second one to check (1413 and 718 standards) Using one standard for both is unacceptable.
Zobell Solution _____ °C					See Chart below for ORP Zobell Solution mV Value Based on Temperature
ORP using Zobell Solution					

Additional Information for Dissolved Oxygen Calibration

Barometric Pressure of Meter: _____ mm Hg [BP inches _____ x 25.4 + BP _____ mm Hg]

Dissolved Oxygen Charge (YSI Meters): _____ (Acceptable Range: 25 to 75) You MUST change the membrane if charge is out of range.

Inspected DO membrane/RDO CAP for nicks or bubbles (check as completed) ____ Personnel: _____

Changed YSI Dissolved Oxygen Membrane and Electrolyte Solution (circle one) YES or NO

Replaced SmarTROLL Rugged Dissolved Oxygen CAP (circle one) YES or NO

HACH 2100P or 2100Q * Turbidimeter Calibration	Value of Standard	Check as Completed	Lot #	Expiration Date	Comments
Turbidity 1st Standard (blank)	<0.1 NTU				Calibrate w/ StablCal® Formazin Primary Turbidity Standards
2nd Standard	20 NTU				
3rd Standard	100 NTU				
4th Standard	800 NTU				

HACH Model (circle one) P or Q Serial Number: Rental Company:

* NOTE: the 2100Q does not have a <0.1 standard, record N/A (not applicable) in the <0.1 standard boxes as appropriate.

Calibration Performed by _____ _____

Print Name Signature

Zobell Solution mV Value Based on Temperature for ORP Calibration
Calibration Check Range Values (+/- 5%)
Round off temperature to whole number (e.g., 23.5 °C rounds up to 24 °C)

Temp. °C	ORP Zobell Solution mV Value	Calibration Check Range Values +/- 5%	Temp. °C	ORP Zobell Solution mV Value	Calibration Check Range Values +/- 5%	Temp. °C	ORP Zobell Solution mV Value	Calibration Check Range Values +/- 5%
-3	**267**	254-280	10	**251**	238-264	23	**234**	222-246
-2	**266**	253-279	11	**249**	237-261	24	**232**	220-244
-1	**265**	252-278	12	**248**	236-260	25	**231**	219-243
0	**264**	251-277	13	**247**	235-259	26	**230**	219-242
1	**262**	249-275	14	**245**	233-257	27	**228**	217-239
2	**261**	248-274	15	**244**	232-256	28	**227**	216-238
3	**260**	247-273	16	**243**	231-255	29	**226**	215-237
4	**258**	245-271	17	**241**	229-253	30	**225**	214-236
5	**257**	244-270	18	**240**	228-252	31	**223**	212-234
6	**256**	243-269	19	**239**	227-251	32	**222**	211-233
7	**254**	241-267	20	**238**	226-250	33	**221**	210-232
8	**253**	240-266	21	**236**	224-248	34	**219**	208-230
9	**252**	239-265	22	**235**	223-247	35	**218**	207-229

UNIT #1

TROY INSTRUMENT CALIBRATION / MAINTENANCE LOG

Date: 4-24-2020 Time: 1420 | Field Personnel: M Murphy

Meter: (circle one) YSI: Model 600XL or 600XLM In-Situ SmarTROLL | Rental Company: PINE

Multimeter Serial Numbers (Sonde & Meter): 1432666

Probe Pre-cleaned Certification Provided By (Personnel): NP Date: 4-14-2020

Temperature Calibration: Personnel: NP Date: 4-14-2020

Manufacturer's Accuracy Range of Sensor: +/- 0.2°C Vendor's check results Unit: 19.34 NIST: 19.34 Difference: 0.00

** When performing calibration checks, wait for temperature and parameter readings to stabilize before recording the results.**

BEGINNING CALIBRATION CHECK

Date: Time: Personnel:

Calibration Check	Value of Standard	Check Results	Acceptable Range	Within Range (yes/no)	Lot #	Expiration Date	Comments
Zero DO check (mg/l)	0		0 to 0.5 mg/L				
pH 7 check	7		+/- 5%				Range 6.65 - 7.35 pH
Specific Conductance (µS/cm) Second standard used for check			+/- 5%				Range 682 - 754 µS/cm (718) or Range 1342 - 1484 µS/cm (1413)
ORP check - Zobell (mV) Zobell Solution ____ °C			+/- 5%				See Chart on Page 2 for ORP Zobell Solution mV Value Based on Temperature
Turbidity Standard (NTU) 2100P	20		+/- 5%				Range 19.0 - 21.0 NTU (2100P)
Turbidity Standard (NTU) 2100Q	10		+/- 10%				Range 9.0 - 11.0 NTU (2100Q)

Notes:
1) If the post calibration check is not within the acceptable range the meter must be recalibrated.
2) All calibration checks must be made in the run mode (on a run/measurement screen) or on the live readings screen, not the calibration mode.
3) If the lot numbers and expiration dates are the same as the initial calibration, place a check mark √ in the appropriate box.
4) Either standard (718 or 1413 µS/cm) may be used to calibrate specific conductance; the second standard is used to check it.
5) Record N/A (Not Applicable) in the boxes for the turbidity meter that was not used.

Calibration Check Performed by: _____ (Print) _____ (Sign)

END OF DAY INSTRUMENT CALIBRATION CHECK

Calibration Check	Value of Standard	Check Results	Acceptable Range	Within Range (yes/no)	Lot #	Expiration Date	Comments
Date: 4-24-2020 Time: 1420		Personnel: M. Murphy					
Zero DO check (mg/l)	0	0.02	0 to 0.5 mg/L	Y	9GH587	8/20	
pH 7 check	7	7.25	+/- 5%	Y	9GH321	8/21	Range 6.65 - 7.35 pH
Specific Conductance (µS/cm) Second standard used for check	1413	1373	+/- 5%	Y	9GF1141	6/20	Range 682 - 754 µS/cm (718) or Range 1342 - 1484 µS/cm (1413)
ORP check - Zobell (mV) Zobell Solution 13 °C	247	238	+/- 5%	Y	19C100813	3/24	See Chart on Page 2 for ORP Zobell Solution mV Value Based on Temperature
Turbidity Standard (NTU) 2100P[5]	20	NA	+/- 5%	NA		→	Range 19.0 - 21.0 NTU (2100P)
Turbidity Standard (NTU) 2100Q[5]	10	10.2	+/- 10%	Y	A9340	12/21	Range 9.0 - 11.0 NTU (2100Q)

Notes:
1) If the end of the day calibration check is not within the acceptable range, the data collected that day for that parameter shall be qualified in it's use.
2) All calibration checks must be made in the run mode (on a run/measurement screen), not the calibration mode.
3) If the lot numbers and expiration dates are the same as the initial calibration, place a check mark ✓ in the appropriate box.
4) Either standard (718 or 1413 µS/cm) may be used to calibrate specific conductance; the second standard is used to check it.
5) Record N/A (Not Applicable) in the boxes for the turbidity meter that was not used.

Calibration Check Performed by: Megan Murphy (Print) Megan Murphy (Sign)

List wells sampled using this equipment on this day ONLY IF DATA NEEDS TO BE QUALIFIED.

NA NA

INSTRUMENT CALIBRATION

Date: Time:

Multimeter Calibration	Value of Standard	Check as Completed	Lot #	Expiration Date	Comments
DO (% saturation)	100%				Allow time for stabilization per manufacturer
DO mg/l reading					Record these values immediately after calibration
DO Temp. (°C) reading					
DO (0% Saturation)-SmarTROLL	0%				2 point DO Calibration for SmarTROLL only (100 & 0%)
pH 1st Standard	7				
2nd Standard	4				
3rd Standard	10				
Specific Conductance (µS/cm)					One standard is used to calibrate, second one to check (1413 and 718 standards) Using one standard for both is unacceptable.
Zobell Solution _____ °C					See Chart below for ORP Zobell Solution mV Value Based on Temperature
ORP using Zobell Solution					

Additional Information for Dissolved Oxygen Calibration

Barometric Pressure of Meter: _____ **mm Hg** [BP inches _____ x 25.4 + BP _____ mm Hg]

Dissolved Oxygen Charge (YSI Meters): _____ (Acceptable Range: 25 to 75) You MUST change the membrane if charge is out of range.

Inspected DO membrane/RDO CAP for nicks or bubbles (check as completed) ____ Personnel: _____

Changed YSI Dissolved Oxygen Membrane and Electrolyte Solution (circle one) YES or NO

Replaced SmarTROLL Rugged Dissolved Oxygen CAP (circle one) YES or NO

HACH 2100P or 2100Q * Turbidimeter Calibration	Value of Standard	Check as Completed	Lot #	Expiration Date	Comments
Turbidity 1st Standard (blank)	<0.1 NTU				Calibrate w/ StablCal® Formazin Primary Turbidity Standards
2nd Standard	20 NTU				
3rd Standard	100 NTU				
4th Standard	800 NTU				
HACH Model (circle one) P or Q Serial Number:					Rental Company:

***NOTE: the 2100Q does not have a <0.1 standard, record N/A (not applicable) in the <0.1 standard boxes as appropriate.**

Calibration Performed by _____ _____

Print Name Signature

Zobell Solution mV Value Based on Temperature for ORP Calibration
Calibration Check Range Values (+/- 5%)
Round off temperature to whole number (e.g., 23.5 °C rounds up to 24 °C)

Temp. °C	ORP Zobell Solution mV Value	Calibration Check Range Values +/- 5%	Temp. °C	ORP Zobell Solution mV Value	Calibration Check Range Values +/- 5%	Temp. °C	ORP Zobell Solution mV Value	Calibration Check Range Values +/- 5%
-3	**267**	254-280	10	**251**	238-264	23	**234**	222-246
-2	**266**	253-279	11	**249**	237-261	24	**232**	220-244
-1	**265**	252-278	12	**248**	236-260	25	**231**	219-243
0	**264**	251-277	13	**247**	235-259	26	**230**	219-242
1	**262**	249-275	14	**245**	233-257	27	**228**	217-239
2	**261**	248-274	15	**244**	232-256	28	**227**	216-238
3	**260**	247-273	16	**243**	231-255	29	**226**	215-237
4	**258**	245-271	17	**241**	229-253	30	**225**	214-236
5	**257**	244-270	18	**240**	228-252	31	**223**	212-234
6	**256**	243-269	19	**239**	227-251	32	**222**	211-233
7	**254**	241-267	20	**238**	226-250	33	**221**	210-232
8	**253**	240-266	21	**236**	224-248	34	**219**	208-230
9	**252**	239-265	22	**235**	223-247	35	**218**	207-229

UNIT #2

TROY INSTRUMENT CALIBRATION / MAINTENANCE LOG

Date: 4-24-2020 Time: 1425 | Field Personnel: M. Murphy

Meter: (circle one) YSI: Model 600XL or 600XLM In-Situ: SmarTROLL | Rental Company: PINE

Multimeter Serial Numbers (Sonde & Meter): 378563

Probe Pre-cleaned Certification Provided By (Personnel): NP Date: 4-14-2020

Temperature Calibration: Personnel: ND Date: 4-14-2020

Manufacturer's Accuracy Range of Sensor: +/- 0.2°C Vendor's check results Unit: 19.67 NIST: 19.69 Difference: 0.02

** When performing calibration checks, wait for temperature and parameter readings to stabilize before recording the results.**

BEGINNING CALIBRATION CHECK

Date: ~~Time:~~ Personnel:

Calibration Check	Value of Standard	Check Results	Acceptable Range	Within Range (yes/no)	Lot #	Expiration ~~Date~~	Comments
Zero DO check (mg/l)	0		0 to 0.5 mg/L				
pH 7 check	7		+/- 5%				Range 6.65 - 7.35 pH
Specific Conductance (µS/cm) Second standard used for check			+/- 5%				Range 682 - 754 µS/cm (718) or Range 1342 - 1484 µS/cm (1413)
ORP check - Zobell (mV) Zobell Solution ____ °C			+/- 5%				See Chart on Page 2 for ORP Zobell Solution mV Value Based on Temperature
Turbidity Standard (NTU) ~~2100P~~	20		+/- 5%				Range 19.0 - 21.0 NTU (2100P)
Turbidity Standard (NTU) 2100Q	10		+/- 10%				Range 9.0 - 11.0 NTU (2100Q)

Notes:
1) If the post calibration check is not within the acceptable range the meter must be recalibrated.
2) All calibration checks must be made in the run mode (on a run/measurement screen) or on the live readings screen, not the calibration mode.
3) If the lot numbers and expiration dates are the same as the initial calibration, place a check mark √ in the appropriate box.
4) Either standard (718 or 1413 µS/cm) may be used to calibrate specific conductance; the second standard is used to check it.
5) Record N/A (Not Applicable) in the boxes for the turbidity meter that was not used.

Calibration Check Performed by: _____ (Print) _____ (Sign)

END OF DAY INSTRUMENT CALIBRATION CHECK

Calibration Check	Value of Standard	Check Results	Acceptable Range	Within Range (yes/no)	Lot #	Expiration Date	Comments
Date: 4-24-2020 Time: 1425		Personnel: M. Murphy					
Zero DO check (mg/l)	0	0.07	0 to 0.5 mg/L	Y	9GH587	8/20	
pH 7 check	7	7.06	+/- 5%	Y	9GH321	8/21	Range 6.65 - 7.35 pH
Specific Conductance (µS/cm) Second standard used for check	1413	1389	+/- 5%	Y	9GF1141	6/20	Range 682 - 754 µS/cm (718) or Range 1342 - 1484 µS/cm (1413)
ORP check - Zobell (mV) Zobell Solution 13 °C	247	238	+/- 5%	Y	19C00813	3/24	See Chart on Page 2 for ORP Zobell Solution mV Value Based on Temperature
Turbidity Standard (NTU) 2100P[5]	20	NA	+/- 5%	NA			Range 19.0 - 21.0 NTU (2100P)
Turbidity Standard (NTU) 2100Q[5]	10	9.8	+/- 10%	Y	A9340	12/21	Range 9.0 - 11.0 NTU (2100Q)

Notes:
1) If the end of the day calibration check is not within the acceptable range, the data collected that day for that parameter shall be qualified in it's use.
2) All calibration checks must be made in the run mode (on a run/measurement screen), not the calibration mode.
3) If the lot numbers and expiration dates are the same as the initial calibration, place a check mark ✓ in the appropriate box.
4) Either standard (718 or 1413 µS/cm) may be used to calibrate specific conductance; the second standard is used to check it.
5) Record N/A (Not Applicable) in the boxes for the turbidity meter that was not used.

Calibration Check Performed by: Megan Murphy (Print) Megan Murphy (Sign)

List wells sampled using this equipment on this day ONLY IF DATA NEEDS TO BE QUALIFIED.

NA

NA

UNIT #2

INSTRUMENT CALIBRATION

Date: Time:

Multimeter Calibration	Value of Standard	Check as Completed	Lot #	Expiration Date	Comments
DO (% saturation)	100%				Allow time for stabilization per manufacturer
DO mg/l reading					Record these values immediately after calibration
DO Temp. (°C) reading					
DO (0% Saturation)-SmarTROLL	0%				2 point DO Calibration for SmarTROLL only (100 & 0%)
pH 1st Standard	7				
2nd Standard	4				
3rd Standard	10				
Specific Conductance (µS/cm)					One standard is used to calibrate, second one to check (1413 and 718 standards) Using one standard for both is unacceptable.
Zobell Solution _____ °C					See Chart below for ORP Zobell Solution mV Value Based on Temperature
ORP using Zobell Solution					

Additional Information for Dissolved Oxygen Calibration

Barometric Pressure of Meter: _____ mm Hg [BP inches _____ x 25.4 + BP _____ mm Hg]

Dissolved Oxygen Charge (YSI Meters): _____ (Acceptable Range: 25 to 75) You MUST change the membrane if charge is out of range.

Inspected DO membrane/RDO CAP for nicks or bubbles (check as completed) ____ Personnel: _____

Changed YSI Dissolved Oxygen Membrane and Electrolyte Solution (circle one) YES or NO

Replaced SmarTROLL Rugged Dissolved Oxygen CAP (circle one) YES or NO

HACH 2100P or 2100Q * Turbidimeter Calibration	Value of Standard	Check as Completed	Lot #	Expiration Date	Comments
Turbidity 1st Standard (blank)	<0.1 NTU				Calibrate w/ StablCal® Formazin Primary Turbidity Standards
2nd Standard	20 NTU				
3rd Standard	100 NTU				
4th Standard	800 NTU				
HACH Model (circle one) P or Q Serial Number:					Rental Company:

*NOTE: the 2100Q does not have a <0.1 standard, record N/A (not applicable) in the <0.1 standard boxes as appropriate.

Calibration Performed by _____ _____

Print Name Signature

Zobell Solution mV Value Based on Temperature for ORP Calibration
Calibration Check Range Values (+/- 5%)
Round off temperature to whole number (e.g., 23.5 °C rounds up to 24 °C)

Temp. °C	ORP Zobell Solution mV Value	Calibration Check Range Values +/- 5%	Temp. °C	ORP Zobell Solution mV Value	Calibration Check Range Values +/- 5%	Temp. °C	ORP Zobell Solution mV Value	Calibration Check Range Values +/- 5%
-3	**267**	254-280	10	**251**	238-264	23	**234**	222-246
-2	**266**	253-279	11	**249**	237-261	24	**232**	220-244
-1	**265**	252-278	12	**248**	236-260	25	**231**	219-243
0	**264**	251-277	13	**247**	235-259	26	**230**	219-242
1	**262**	249-275	14	**245**	233-257	27	**228**	217-239
2	**261**	248-274	15	**244**	232-256	28	**227**	216-238
3	**260**	247-273	16	**243**	231-255	29	**226**	215-237
4	**258**	245-271	17	**241**	229-253	30	**225**	214-236
5	**257**	244-270	18	**240**	228-252	31	**223**	212-234
6	**256**	243-269	19	**239**	227-251	32	**222**	211-233
7	**254**	241-267	20	**238**	226-250	33	**221**	210-232
8	**253**	240-266	21	**236**	224-248	34	**219**	208-230
9	**252**	239-265	22	**235**	223-247	35	**218**	207-229

UNIT #3

TROY INSTRUMENT CALIBRATION / MAINTENANCE LOG

Date: 4-24-2020 Time: 1430 | Field Personnel: M. Murphy

Meter: (circle one) YSI: Model 600XL or 600XLM In-Situ: SmarTROLL | Rental Company: PINE

Multimeter Serial Numbers (Sonde & Meter): 505592

Probe Pre-cleaned Certification Provided By (Personnel): NP | Date: 4-14-2020

Temperature Calibration: Personnel: NP | Date: 4-14-2020

Manufacturer's Accuracy Range of Sensor: +/- 0.2°C Vendor's check results Unit: 18.73 NIST: 18.72 Difference: 0.01

** When performing calibration checks, wait for temperature and parameter readings to stabilize before recording the results.**

BEGINNING CALIBRATION CHECK

Date: Time: | Personnel:

Calibration Check	Value of Standard	Check Results	Acceptable Range	Within Range (yes/no)	Lot #	Expiration Date	Comments
Zero DO check (mg/l)	0		0 to 0.5 mg/L				
pH 7 check	7		+/- 5%				Range 6.65 - 7.35 pH
Specific Conductance (µS/cm) Second standard used for check		mem 4-24-2020	+/- 5%				Range 682 - 754 µS/cm (718) or Range 1342 - 1484 µS/cm (1413)
ORP check - Zobell (mV)			+/- 5%				See Chart on Page 2 for ORP Zobell Solution mV Value Based on Temperature
Zobell Solution ____ °C							
Turbidity Standard (NTU) 2100P	20		+/- 5%				Range 19.0 - 21.0 NTU (2100P)
Turbidity Standard (NTU) 2100Q	10		+/- 10%				Range 9.0 - 11.0 NTU (2100Q)

Notes:
1) If the post calibration check is not within the acceptable range the meter must be recalibrated.
2) All calibration checks must be made in the run mode (on a run/measurement screen) or on the live readings screen, not the calibration mode.
3) If the lot numbers and expiration dates are the same as the initial calibration, place a check mark √ in the appropriate box.
4) Either standard (718 or 1413 µS/cm) may be used to calibrate specific conductance; the second standard is used to check it.
5) Record N/A (Not Applicable) in the boxes for the turbidity meter that was not used.

Calibration Check Performed by: _____ (Print) _____ (Sign)

END OF DAY INSTRUMENT CALIBRATION CHECK

Calibration Check	Value of Standard	Check Results	Acceptable Range	Within Range (yes/no)	Lot #	Expiration Date	Comments
Date: 4-24-2020 Time: 1430		Personnel: M. Murphy					
Zero DO check (mg/l)	0	0.07	0 to 0.5 mg/L	Y	9GH587	8/20	
pH 7 check	7	7.06	+/- 5%	Y	9GH321	8/21	Range 6.65 - 7.35 pH
Specific Conductance (µS/cm) Second standard used for check	1413	1405	+/- 5%	Y	9GF1141	6/20	Range 682 - 754 µS/cm (718) or Range 1342 - 1484 µS/cm (1413)
ORP check - Zobell (mV)	247	240	+/- 5%	Y	19C100813	3/24	See Chart on Page 2 for ORP Zobell Solution mV Value Based on Temperature
Zobell Solution 13 °C							
Turbidity Standard (NTU) 2100P[5]	20	NA	+/- 5%	NA		→	Range 19.0 - 21.0 NTU (2100P)
Turbidity Standard (NTU) 2100Q[5]	10	9.9	+/- 10%	Y	A9340	12/21	Range 9.0 - 11.0 NTU (2100Q)

Notes:
1) If the end of the day calibration check is not within the acceptable range, the data collected that day for that parameter shall be qualified in it's use.
2) All calibration checks must be made in the run mode (on a run/measurement screen), not the calibration mode.
3) If the lot numbers and expiration dates are the same as the initial calibration, place a check mark ✓ in the appropriate box.
4) Either standard (718 or 1413 µS/cm) may be used to calibrate specific conductance; the second standard is used to check it.
5) Record N/A (Not Applicable) in the boxes for the turbidity meter that was not used.

Calibration Check Performed by: Megan Murphy (Print) Megan Murphy (Sign)

List wells sampled using this equipment on this day ONLY IF DATA NEEDS TO BE QUALIFIED.

NA

NA

UNIT #3

INSTRUMENT CALIBRATION

Date: Time:

Multimeter Calibration	Value of Standard	Check as Completed	Lot #	Expiration Date	Comments
DO (% saturation)	100%				Allow time for stabilization per manufacturer
DO mg/l reading					Record these values immediately after calibration
DO Temp. (°C) reading					
DO (0% Saturation)-SmarTROLL	0%				2 point DO Calibration for SmarTROLL only (100 & 0%)
pH 1st Standard	7				
2nd Standard	4				
3rd Standard	10				
Specific Conductance (µS/cm)					One standard is used to calibrate, second one to check (1413 and 718 standards) Using one standard for both is unacceptable.
Zobell Solution _____ °C					See Chart below for ORP Zobell Solution mV Value Based on Temperature
ORP using Zobell Solution					

MAM 4-24-2020

Additional Information for Dissolved Oxygen Calibration

Barometric Pressure of Meter: _____ mm Hg [BP inches _____ x 25.4 + BP _____ mm Hg]

Dissolved Oxygen Charge (YSI Meters): _____ (Acceptable Range: 25 to 75) You MUST change the membrane if charge is out of range.

Inspected DO membrane/RDO CAP for nicks or bubbles (check as completed) ____ Personnel: _____

Changed YSI Dissolved Oxygen Membrane and Electrolyte Solution (circle one) YES or NO

Replaced SmarTROLL Rugged Dissolved Oxygen CAP (circle one) YES or NO

HACH 2100P or 2100Q * Turbidimeter Calibration	Value of Standard	Check as Completed	Lot #	Expiration Date	Comments
Turbidity 1st Standard (blank)	<0.1 NTU				Calibrate w/ StablCal® Formazin Primary Turbidity Standards
2nd Standard	20 NTU				
3rd Standard	100 NTU				
4th Standard	800 NTU				

HACH Model (circle one) P or Q Serial Number: Rental Company:

* NOTE: the 2100Q does not have a <0.1 standard, record N/A (not applicable) in the <0.1 standard boxes as appropriate.

Calibration Performed by _____ _____

Print Name Signature

Zobell Solution mV Value Based on Temperature for ORP Calibration
Calibration Check Range Values (+/- 5%)
Round off temperature to whole number (e.g., 23.5 °C rounds up to 24 °C)

Temp. °C	ORP Zobell Solution mV Value	Calibration Check Range Values +/- 5%	Temp. °C	ORP Zobell Solution mV Value	Calibration Check Range Values +/- 5%	Temp. °C	ORP Zobell Solution mV Value	Calibration Check Range Values +/- 5%
-3	267	254-280	10	251	238-264	23	234	222-246
-2	266	253-279	11	249	237-261	24	232	220-244
-1	265	252-278	12	248	236-260	25	231	219-243
0	264	251-277	13	247	235-259	26	230	219-242
1	262	249-275	14	245	233-257	27	228	217-239
2	261	248-274	15	244	232-256	28	227	216-238
3	260	247-273	16	243	231-255	29	226	215-237
4	258	245-271	17	241	229-253	30	225	214-236
5	257	244-270	18	240	228-252	31	223	212-234
6	256	243-269	19	239	227-251	32	222	211-233
7	254	241-267	20	238	226-250	33	221	210-232
8	253	240-266	21	236	224-248	34	219	208-230
9	252	239-265	22	235	223-247	35	218	207-229

UNIT #1

TROY INSTRUMENT CALIBRATION / MAINTENANCE LOG

Date: 4-27-2020 Time: 0615 | Field Personnel: M. Murphy

Meter: (circle one) YSI: Model 600XL or 600XLM In-Situ: SmarTROLL | Rental Company: PINE

Multimeter Serial Numbers (Sonde & Meter): 6432666

Probe Pre-cleaned Certification Provided By (Personnel): NP Date: 4-14-2020

Temperature Calibration: Personnel: NP Date: 4-14-2020

Manufacturer's Accuracy Range of Sensor: +/- 0.2°C Vendor's check results Unit: 19.34 NIST: 19.34 Difference: 0.00

** When performing calibration checks, wait for temperature and parameter readings to stabilize before recording the results. **

BEGINNING CALIBRATION CHECK

Date: 4-27-2020 Time: 0615 | Personnel: M. Murphy

Calibration Check	Value of Standard	Check Results	Acceptable Range	Within Range (yes/no)	Lot #	Expiration Date	Comments
Zero DO check (mg/l)	0	0.0	0 to 0.5 mg/L	Y	9GH587	8/20	
pH 7 check	7	7.01	+/- 5%	Y	9GH321	8/21	Range 6.65 - 7.35 pH
Specific Conductance (µS/cm) Second standard used for check	1413	1394	+/- 5%	Y	9GF1141	6/20	Range 682 - 754 µS/cm (718) or Range 1342 - 1484 µS/cm (1413)
ORP check - Zobell (mV)	236	227	+/- 5%	Y	9GL768	9/20	See Chart on Page 2 for ORP Zobell Solution mV Value Based on Temperature
Zobell Solution 21 °C							
Turbidity Standard (NTU) 2100P	20	NA	+/- 5%	NA	→	→	Range 19.0 - 21.0 NTU (2100P)
Turbidity Standard (NTU) 2100Q	10	10.2	+/- 10%	Y	A9340	12/21	Range 9.0 - 11.0 NTU (2100Q)

Notes:
1) If the post calibration check is not within the acceptable range the meter must be recalibrated.
2) All calibration checks must be made in the run mode (on a run/measurement screen) or on the live readings screen, not the calibration mode.
3) If the lot numbers and expiration dates are the same as the initial calibration, place a check mark √ in the appropriate box.
4) Either standard (718 or 1413 µS/cm) may be used to calibrate specific conductance; the second standard is used to check it.
5) Record N/A (Not Applicable) in the boxes for the turbidity meter that was not used.

Calibration Check Performed by: Megan Murphy (Print) Megan Murphy (Sign)

END OF DAY INSTRUMENT CALIBRATION CHECK

Calibration Check	Value of Standard	Check Results	Acceptable Range	Within Range (yes/no)	Lot #	Expiration Date	Comments
Date: 4-27-2020 Time: 1935		Personnel: M. Murphy					
Zero DO check (mg/l)	0	0.02	0 to 0.5 mg/L	Y	9GH587	8/20	
pH 7 check	7	7.07	+/- 5%	Y	9GH321	8/21	Range 6.65 - 7.35 pH
Specific Conductance (µS/cm) Second standard used for check	1413	1417	+/- 5%	Y	9GF1141	6/20	Range 682 - 754 µS/cm (718) or Range 1342 - 1484 µS/cm (1413)
ORP check - Zobell (mV)	241	235	+/- 5%	Y	9GL68	9/20	See Chart on Page 2 for ORP Zobell Solution mV Value Based on Temperature
Zobell Solution 17 °C							
Turbidity Standard (NTU) 2100P[5]	20	NA	+/- 5%	NA	→	→	Range 19.0 - 21.0 NTU (2100P)
Turbidity Standard (NTU) 2100Q[5]	10	9.6	+/- 10%	Y	A9340	12/21	Range 9.0 - 11.0 NTU (2100Q)

Notes:
1) If the end of the day calibration check is not within the acceptable range, the data collected that day for that parameter shall be qualified in it's use.
2) All calibration checks must be made in the run mode (on a run/measurement screen), not the calibration mode.
3) If the lot numbers and expiration dates are the same as the initial calibration, place a check mark ✓ in the appropriate box.
4) Either standard (718 or 1413 µS/cm) may be used to calibrate specific conductance; the second standard is used to check it.
5) Record N/A (Not Applicable) in the boxes for the turbidity meter that was not used.

Calibration Check Performed by: Megan Murphy (Print) Megan Murphy (Sign)

List wells sampled using this equipment on this day ONLY IF DATA NEEDS TO BE QUALIFIED.

NA

NA

UNIT #1

INSTRUMENT CALIBRATION

Date: Time:

Multimeter Calibration	Value of Standard	Check as Completed	Lot #	Expiration Date	Comments
DO (% saturation)	100%				Allow time for stabilization per manufacturer
DO mg/l reading					Record these values immediately after calibration
DO Temp. (°C) reading					
DO (0% Saturation)-SmarTROLL	0%				2 point DO Calibration for SmarTROLL only (100 & 0%)
pH 1st Standard	7				
2nd Standard	4				
3rd Standard	10				
Specific Conductance (µS/cm)					One standard is used to calibrate, second one to check (1413 and 718 standards) Using one standard for both is unacceptable.
Zobell Solution _____ °C					See Chart below for ORP Zobell Solution mV Value Based on Temperature
ORP using Zobell Solution					

Additional Information for Dissolved Oxygen Calibration

Barometric Pressure of Meter: _____ mm Hg [BP inches _____ x 25.4 + BP _____ mm Hg]

Dissolved Oxygen Charge (YSI Meters): _____ (Acceptable Range: 25 to 75) You MUST change the membrane if charge is out of range.

Inspected DO membrane/RDO CAP for nicks or bubbles (check as completed) ___ Personnel: _____

Changed YSI Dissolved Oxygen Membrane and Electrolyte Solution (circle one) YES or NO

Replaced SmarTROLL Rugged Dissolved Oxygen CAP (circle one) YES or NO

HACH 2100P or 2100Q * Turbidimeter Calibration	Value of Standard	Check as Completed	Lot #	Expiration Date	Comments
Turbidity 1st Standard (blank)	<0.1 NTU				Calibrate w/ StablCal® Formazin Primary Turbidity Standards
2nd Standard	20 NTU				
3rd Standard	100 NTU				
4th Standard	800 NTU				
HACH Model (circle one) P or Q Serial Number:					Rental Company:

* NOTE: the 2100Q does not have a <0.1 standard, record N/A (not applicable) in the <0.1 standard boxes as appropriate.

Calibration Performed by _____ _____

Print Name Signature

Zobell Solution mV Value Based on Temperature for ORP Calibration
Calibration Check Range Values (+/- 5%)
Round off temperature to whole number (e.g., 23.5 °C rounds up to 24 °C)

Temp. °C	ORP Zobell Solution mV Value	Calibration Check Range Values +/- 5%	Temp. °C	ORP Zobell Solution mV Value	Calibration Check Range Values +/- 5%	Temp. °C	ORP Zobell Solution mV Value	Calibration Check Range Values +/- 5%
-3	**267**	254-280	10	**251**	238-264	23	**234**	222-246
-2	**266**	253-279	11	**249**	237-261	24	**232**	220-244
-1	**265**	252-278	12	**248**	236-260	25	**231**	219-243
0	**264**	251-277	13	**247**	235-259	26	**230**	219-242
1	**262**	249-275	14	**245**	233-257	27	**228**	217-239
2	**261**	248-274	15	**244**	232-256	28	**227**	216-238
3	**260**	247-273	16	**243**	231-255	29	**226**	215-237
4	**258**	245-271	17	**241**	229-253	30	**225**	214-236
5	**257**	244-270	18	**240**	228-252	31	**223**	212-234
6	**256**	243-269	19	**239**	227-251	32	**222**	211-233
7	**254**	241-267	20	**238**	226-250	33	**221**	210-232
8	**253**	240-266	21	**236**	224-248	34	**219**	208-230
9	**252**	239-265	22	**235**	223-247	35	**218**	207-229

UNIT #2

TROY INSTRUMENT CALIBRATION / MAINTENANCE LOG

Date: 4-27-2020 Time: 0620 | Field Personnel: M. Murphy

Meter: (circle one) YSI: Model 600XL or 600XLM In-Situ SmarTROLL | Rental Company: PINE

Multimeter Serial Numbers (Sonde & Meter): 378563

Probe Pre-cleaned Certification Provided By (Personnel): NP | Date: 4-14-2020

Temperature Calibration: Personnel: NP | Date: 4-14-2020

Manufacturer's Accuracy Range of Sensor: +/- 0.2°C Vendor's check results Unit: 19.67 NIST: 1969 Difference: 0.02

** When performing calibration checks, wait for temperature and parameter readings to stabilize before recording the results.**

BEGINNING CALIBRATION CHECK

Date: 4-27-2020 Time: 0620 | Personnel: M. Murphy

Calibration Check	Value of Standard	Check Results	Acceptable Range	Within Range (yes/no)	Lot #	Expiration Date	Comments
Zero DO check (mg/l)	0	0.0	0 to 0.5 mg/L	Y	9GH587	8/20	
pH 7 check	7	7.00	+/- 5%	Y	9GH321	8/21	Range 6.65 - 7.35 pH
Specific Conductance (µS/cm) Second standard used for check	1413	1375	+/- 5%	Y	9GF1141	6/20	Range 682 - 754 µS/cm (718) or Range 1342 - 1484 µS/cm (1413)
ORP check - Zobell (mV)	235	226	+/- 5%	Y	9GL68	9/20	See Chart on Page 2 for ORP Zobell Solution mV Value Based on Temperature
Zobell Solution 22 °C							
Turbidity Standard (NTU) 2100P	20	NA	+/- 5%	NA	—	→	Range 19.0 - 21.0 NTU (2100P)
Turbidity Standard (NTU) 2100Q	10	9.9	+/- 10%	Y	A9340	12/21	Range 9.0 - 11.0 NTU (2100Q)

Notes:
1) If the post calibration check is not within the acceptable range the meter must be recalibrated.
2) All calibration checks must be made in the run mode (on a run/measurement screen) or on the live readings screen, not the calibration mode.
3) If the lot numbers and expiration dates are the same as the initial calibration, place a check mark √ in the appropriate box.
4) Either standard (718 or 1413 µS/cm) may be used to calibrate specific conductance; the second standard is used to check it.
5) Record N/A (Not Applicable) in the boxes for the turbidity meter that was not used.

Calibration Check Performed by: Megan Murphy (Print) Megan Murphy (Sign)

END OF DAY INSTRUMENT CALIBRATION CHECK

Date: 4-27-2020 Time: 1940 | Personnel: M. Murphy

Calibration Check	Value of Standard	Check Results	Acceptable Range	Within Range (yes/no)	Lot #	Expiration Date	Comments
Zero DO check (mg/l)	0	0.04	0 to 0.5 mg/L	Y	9GH587	8/20	
pH 7 check	7	7.04	+/- 5%	Y	9GH321	8/21	Range 6.65 - 7.35 pH
Specific Conductance (µS/cm) Second standard used for check	1413	1386	+/- 5%	Y	9GF1141	6/20	Range 682 - 754 µS/cm (718) or Range 1342 - 1484 µS/cm (1413)
ORP check - Zobell (mV)	241	234	+/- 5%	Y	9GL68	9/20	See Chart on Page 2 for ORP Zobell Solution mV Value Based on Temperature
Zobell Solution 17 °C							
Turbidity Standard (NTU) 2100P[5]	20	NA	+/- 5%	NA	—	→	Range 19.0 - 21.0 NTU (2100P)
Turbidity Standard (NTU) 2100Q[5]	10	9.5	+/- 10%	Y	A9340	12/21	Range 9.0 - 11.0 NTU (2100Q)

Notes:
1) If the end of the day calibration check is not within the acceptable range, the data collected that day for that parameter shall be qualified in it's use.
2) All calibration checks must be made in the run mode (on a run/measurement screen), not the calibration mode.
3) If the lot numbers and expiration dates are the same as the initial calibration, place a check mark ✓ in the appropriate box.
4) Either standard (718 or 1413 µS/cm) may be used to calibrate specific conductance; the second standard is used to check it.
5) Record N/A (Not Applicable) in the boxes for the turbidity meter that was not used.

Calibration Check Performed by: Megan Murphy (Print) Megan Murphy (Sign)

List wells sampled using this equipment on this day <u>ONLY IF DATA NEEDS TO BE QUALIFIED.</u>

NA

NA

UNIT #2

INSTRUMENT CALIBRATION

Date: Time:

Multimeter Calibration	Value of Standard	Check as Completed	Lot #	Expiration Date	Comments
DO (% saturation)	100%				Allow time for stabilization per manufacturer
DO mg/l reading					Record these values immediately after calibration
DO Temp. (°C) reading					
DO (0% Saturation)-SmarTROLL	0%				2 point DO Calibration for SmarTROLL only (100 & 0%)
pH 1st Standard	7				
2nd Standard	4				
3rd Standard	10				
Specific Conductance (µS/cm)					One standard is used to calibrate, second one to check (1413 and 718 standards) Using one standard for both is unacceptable.
Zobell Solution _____ °C					See Chart below for ORP Zobell Solution mV Value Based on Temperature
ORP using Zobell Solution					

Additional Information for Dissolved Oxygen Calibration

Barometric Pressure of Meter: _____ **mm Hg** [BP inches _____ x 25.4 + BP _____ mm Hg]

Dissolved Oxygen Charge (YSI Meters): _____ (Acceptable Range: 25 to 75) You MUST change the membrane if charge is out of range.

Inspected DO membrane/RDO CAP for nicks or bubbles (check as completed) ____ Personnel: _____

Changed YSI Dissolved Oxygen Membrane and Electrolyte Solution (circle one) YES or NO

Replaced SmarTROLL Rugged Dissolved Oxygen CAP (circle one) YES or NO

HACH 2100P or 2100Q * Turbidimeter Calibration	Value of Standard	Check as Completed	Lot #	Expiration Date	Comments
Turbidity 1st Standard (blank)	<0.1 NTU				Calibrate w/ StablCal® Formazin Primary Turbidity Standards
2nd Standard	20 NTU				
3rd Standard	100 NTU				
4th Standard	800 NTU				
HACH Model (circle one) P or Q Serial Number:					Rental Company:

*** NOTE: the 2100Q does not have a <0.1 standard, record N/A (not applicable) in the <0.1 standard boxes as appropriate.**

Calibration Performed by _____ _____

Print Name Signature

Zobell Solution mV Value Based on Temperature for ORP Calibration
Calibration Check Range Values (+/- 5%)
Round off temperature to whole number (e.g., 23.5 °C rounds up to 24 °C)

Temp. °C	ORP Zobell Solution mV Value	Calibration Check Range Values +/- 5%	Temp. °C	ORP Zobell Solution mV Value	Calibration Check Range Values +/- 5%	Temp. °C	ORP Zobell Solution mV Value	Calibration Check Range Values +/- 5%
-3	**267**	254-280	10	**251**	238-264	23	**234**	222-246
-2	**266**	253-279	11	**249**	237-261	24	**232**	220-244
-1	**265**	252-278	12	**248**	236-260	25	**231**	219-243
0	**264**	251-277	13	**247**	235-259	26	**230**	219-242
1	**262**	249-275	14	**245**	233-257	27	**228**	217-239
2	**261**	248-274	15	**244**	232-256	28	**227**	216-238
3	**260**	247-273	16	**243**	231-255	29	**226**	215-237
4	**258**	245-271	17	**241**	229-253	30	**225**	214-236
5	**257**	244-270	18	**240**	228-252	31	**223**	212-234
6	**256**	243-269	19	**239**	227-251	32	**222**	211-233
7	**254**	241-267	20	**238**	226-250	33	**221**	210-232
8	**253**	240-266	21	**236**	224-248	34	**219**	208-230
9	**252**	239-265	22	**235**	223-247	35	**218**	207-229

UNIT #3

TROY INSTRUMENT CALIBRATION / MAINTENANCE LOG

Date: 4-27-2020 Time: 0625 | Field Personnel: M. Murphy

Meter: (circle one) YSI: Model 600XL or 600XLM In-Situ (SmarTROLL) Rental Company: PINE

Multimeter Serial Numbers (Sonde & Meter): 505592

Probe Pre-cleaned Certification Provided By (Personnel): NP Date: 4-14-2020

Temperature Calibration: Personnel: NP Date: 4-14-2020

Manufacturer's Accuracy Range of Sensor: +/- 0.2°C Vendor's check results Unit: 18.73 NIST: 18.72 Difference: 0.01

** When performing calibration checks, wait for temperature and parameter readings to stabilize before recording the results. **

BEGINNING CALIBRATION CHECK

Date: 4-27-2020 Time: 0625 | Personnel: M. Murphy

Calibration Check	Value of Standard	Check Results	Acceptable Range	Within Range (yes/no)	Lot #	Expiration Date	Comments
Zero DO check (mg/l)	0	0.02	0 to 0.5 mg/L	Y	9GH587	8/20	
pH 7 check	7	7.06	+/- 5%	Y	9GH321	8/21	Range 6.65 - 7.35 pH
Specific Conductance (µS/cm) Second standard used for check	1413	1398	+/- 5%	Y	9GF1141	6/20	Range 682 - 754 µS/cm (718) or Range 1342 - 1484 µS/cm (1413)
ORP check - Zobell (mV)	236	227	+/- 5%	Y	9GL68	9/20	See Chart on Page 2 for ORP Zobell Solution mV Value Based on Temperature
Zobell Solution 21 °C							
Turbidity Standard (NTU) 2100P	20	NA	+/- 5%	NA	→	→	Range 19.0 - 21.0 NTU (2100P)
Turbidity Standard (NTU) 2100Q	10	9.7	+/- 10%	Y	A9340	12/21	Range 9.0 - 11.0 NTU (2100Q)

Notes:
1) If the post calibration check is not within the acceptable range the meter must be recalibrated.
2) All calibration checks must be made in the run mode (on a run/measurement screen) or on the live readings screen, not the calibration mode.
3) If the lot numbers and expiration dates are the same as the initial calibration, place a check mark √ in the appropriate box.
4) Either standard (718 or 1413 µS/cm) may be used to calibrate specific conductance; the second standard is used to check it.
5) Record N/A (Not Applicable) in the boxes for the turbidity meter that was not used.

Calibration Check Performed by: Megan Murphy (Print) Megan Murphy (Sign)

END OF DAY INSTRUMENT CALIBRATION CHECK

Calibration Check	Value of Standard	Check Results	Acceptable Range	Within Range (yes/no)	Lot #	Expiration Date	Comments
Date: 4-27-2020 Time: 1945		Personnel: M Murphy					
Zero DO check (mg/l)	0	0.00	0 to 0.5 mg/L	Y	9GH587	8/20	
pH 7 check	7	7.08	+/- 5%	Y	9GH321	8/21	Range 6.65 - 7.35 pH
Specific Conductance (µS/cm) Second standard used for check	1413	1414	+/- 5%	Y	9GF1141	6/20	Range 682 - 754 µS/cm (718) or Range 1342 - 1484 µS/cm (1413)
ORP check - Zobell (mV)	241	235	+/- 5%	Y	9GL68	9/20	See Chart on Page 2 for ORP Zobell Solution mV Value Based on Temperature
Zobell Solution 17 °C							
Turbidity Standard (NTU) 2100P[5]	20	NA	+/- 5%	NA	→	→	Range 19.0 - 21.0 NTU (2100P)
Turbidity Standard (NTU) 2100Q[5]	10	9.6	+/- 10%	Y	A9340	12/21	Range 9.0 - 11.0 NTU (2100Q)

Notes:
1) If the end of the day calibration check is not within the acceptable range, the data collected that day for that parameter shall be qualified in it's use.
2) All calibration checks must be made in the run mode (on a run/measurement screen), not the calibration mode.
3) If the lot numbers and expiration dates are the same as the initial calibration, place a check mark ✓ in the appropriate box.
4) Either standard (718 or 1413 µS/cm) may be used to calibrate specific conductance; the second standard is used to check it.
5) Record N/A (Not Applicable) in the boxes for the turbidity meter that was not used.

Calibration Check Performed by: Megan Murphy (Print) Megan Murphy (Sign)

List wells sampled using this equipment on this day ONLY IF DATA NEEDS TO BE QUALIFIED.

NA

NA

UNIT #3

INSTRUMENT CALIBRATION

Date: Time:

Multimeter Calibration	Value of Standard	Check as Completed	Lot #	Expiration Date	Comments
DO (% saturation)	100%				Allow time for stabilization per manufacturer
DO mg/l reading					Record these values immediately after calibration
DO Temp. (°C) reading					
DO (0% Saturation)-SmarTROLL	0%				2 point DO Calibration for SmarTROLL only (100 & 0%)
pH 1st Standard	7				
2nd Standard	4				
3rd Standard	10				
Specific Conductance (µS/cm)					One standard is used to calibrate, second one to check (1413 and 718 standards) Using one standard for both is unacceptable.
Zobell Solution _____ °C					See Chart below for ORP Zobell Solution mV Value Based on Temperature
ORP using Zobell Solution					

Additional Information for Dissolved Oxygen Calibration

Barometric Pressure of Meter: _____ **mm Hg** [BP inches _____ x 25.4 + BP _____ mm Hg]

Dissolved Oxygen Charge (YSI Meters): _____ (Acceptable Range: 25 to 75) You MUST change the membrane if charge is out of range.

Inspected DO membrane/RDO CAP for nicks or bubbles (check as completed) ____ Personnel: _____

Changed YSI Dissolved Oxygen Membrane and Electrolyte Solution (circle one) YES or NO

Replaced SmarTROLL Rugged Dissolved Oxygen CAP (circle one) YES or NO

HACH 2100P or 2100Q * Turbidimeter Calibration	Value of Standard	Check as Completed	Lot #	Expiration Date	Comments
Turbidity 1st Standard (blank)	<0.1 NTU				Calibrate w/ StablCal® Formazin Primary Turbidity Standards
2nd Standard	20 NTU				
3rd Standard	100 NTU				
4th Standard	800 NTU				
HACH Model (circle one) P or Q Serial Number:					Rental Company:

* NOTE: the 2100Q does not have a <0.1 standard, record N/A (not applicable) in the <0.1 standard boxes as appropriate.

Calibration Performed by _____ _____

Print Name Signature

Zobell Solution mV Value Based on Temperature for ORP Calibration
Calibration Check Range Values (+/- 5%)
Round off temperature to whole number (e.g., 23.5 °C rounds up to 24 °C)

Temp. °C	ORP Zobell Solution mV Value	Calibration Check Range Values +/- 5%	Temp. °C	ORP Zobell Solution mV Value	Calibration Check Range Values +/- 5%	Temp. °C	ORP Zobell Solution mV Value	Calibration Check Range Values +/- 5%
-3	**267**	254-280	10	**251**	238-264	23	**234**	222-246
-2	**266**	253-279	11	**249**	237-261	24	**232**	220-244
-1	**265**	252-278	12	**248**	236-260	25	**231**	219-243
0	**264**	251-277	13	**247**	235-259	26	**230**	219-242
1	**262**	249-275	14	**245**	233-257	27	**228**	217-239
2	**261**	248-274	15	**244**	232-256	28	**227**	216-238
3	**260**	247-273	16	**243**	231-255	29	**226**	215-237
4	**258**	245-271	17	**241**	229-253	30	**225**	214-236
5	**257**	244-270	18	**240**	228-252	31	**223**	212-234
6	**256**	243-269	19	**239**	227-251	32	**222**	211-233
7	**254**	241-267	20	**238**	226-250	33	**221**	210-232
8	**253**	240-266	21	**236**	224-248	34	**219**	208-230
9	**252**	239-265	22	**235**	223-247	35	**218**	207-229

UNIT #1

TROY INSTRUMENT CALIBRATION / MAINTENANCE LOG

Date: 4-28-2020 Time: 1530 | Field Personnel: M. Murphy

Meter: (circle one) YSI: Model 600XL or 600XLM In-Situ: SmarTROLL | Rental Company: PINE

Multimeter Serial Numbers (Sonde & Meter): 643260

Probe Pre-cleaned Certification Provided By (Personnel): NP | Date: 4-14-2020

Temperature Calibration: Personnel: NP | Date: 4-14-2020

Manufacturer's Accuracy Range of Sensor: +/- 0.2°C Vendor's check results Unit: 19.34 NIST: 19.34 Difference: 0.00

** When performing calibration checks, wait for temperature and parameter readings to stabilize before recording the results.**

BEGINNING CALIBRATION CHECK

Date: Time: | Personnel:

Calibration Check	Value of Standard	Check Results	Acceptable Range	Within Range (yes/no)	Lot #	Expiration Date	Comments
Zero DO check (mg/l)	0		0 to 0.5 mg/L				
pH 7 check	7		+/- 5%				Range 6.65 - 7.35 pH
Specific Conductance (µS/cm) Second standard used for check			+/- 5%				Range 682 - 754 µS/cm (718) or Range 1342 - 1484 µS/cm (1413)
ORP check - Zobell (mV) Zobell Solution ____ °C			+/- 5%				See Chart on Page 2 for ORP Zobell Solution mV Value Based on Temperature
Turbidity Standard (NTU) 2100P	20		+/- 5%				Range 19.0 - 21.0 NTU (2100P)
Turbidity Standard (NTU) 2100Q	10		+/- 10%				Range 9.0 - 11.0 NTU (2100Q)

Notes:
1) If the post calibration check is not within the acceptable range the meter must be recalibrated.
2) All calibration checks must be made in the run mode (on a run/measurement screen) or on the live readings screen, not the calibration mode.
3) If the lot numbers and expiration dates are the same as the initial calibration, place a check mark √ in the appropriate box.
4) Either standard (718 or 1413 µS/cm) may be used to calibrate specific conductance; the second standard is used to check it.
5) Record N/A (Not Applicable) in the boxes for the turbidity meter that was not used.

Calibration Check Performed by: _____ (Print) _____ (Sign)

END OF DAY INSTRUMENT CALIBRATION CHECK

Calibration Check	Value of Standard	Check Results	Acceptable Range	Within Range (yes/no)	Lot #	Expiration Date	Comments
Date: 4-28-2020 Time: 1530		Personnel: M. Murphy					
Zero DO check (mg/l)	0	0.00	0 to 0.5 mg/L	Y	9GH587	8/20	
pH 7 check	7	6.89	+/- 5%	Y	9GH321	8/21	Range 6.65 - 7.35 pH
Specific Conductance (µS/cm) Second standard used for check	1413	1415	+/- 5%	Y	9GF1141	6/20	Range 682 - 754 µS/cm (718) or Range 1342 - 1484 µS/cm (1413)
ORP check - Zobell (mV) Zobell Solution 19 °C	241	234	+/- 5%	Y	9GL68	9/20	See Chart on Page 2 for ORP Zobell Solution mV Value Based on Temperature
Turbidity Standard (NTU) 2100P[5]	20	NA	+/- 5%	NA		→	Range 19.0 - 21.0 NTU (2100P)
Turbidity Standard (NTU) 2100Q[5]	10	9.2	+/- 10%	Y	A9340	12/21	Range 9.0 - 11.0 NTU (2100Q)

Notes:
1) If the end of the day calibration check is not within the acceptable range, the data collected that day for that parameter shall be qualified in it's use.
2) All calibration checks must be made in the run mode (on a run/measurement screen), not the calibration mode.
3) If the lot numbers and expiration dates are the same as the initial calibration, place a check mark ✓ in the appropriate box.
4) Either standard (718 or 1413 µS/cm) may be used to calibrate specific conductance; the second standard is used to check it.
5) Record N/A (Not Applicable) in the boxes for the turbidity meter that was not used.

Calibration Check Performed by: Megan Murphy (Print) Megan Murphy (Sign)

List wells sampled using this equipment on this day ONLY IF DATA NEEDS TO BE QUALIFIED.

NA

NA

UNIT #1

INSTRUMENT CALIBRATION

Date: Time:

Multimeter Calibration	Value of Standard	Check as Completed	Lot #	Expiration Date	Comments
DO (% saturation)	100%				Allow time for stabilization per manufacturer
DO mg/l reading					Record these values immediately after calibration
DO Temp. (°C) reading					
DO (0% Saturation)-SmarTROLL	0%				2 point DO Calibration for SmarTROLL only (100 & 0%)
pH 1st Standard	7				
2nd Standard	4				
3rd Standard	10				
Specific Conductance (µS/cm)					One standard is used to calibrate, second one to check (1413 and 718 standards) Using one standard for both is unacceptable.
Zobell Solution _____ °C					See Chart below for ORP Zobell Solution mV Value Based on Temperature
ORP using Zobell Solution					

Additional Information for Dissolved Oxygen Calibration

Barometric Pressure of Meter: _____ mm Hg [BP inches _____ x 25.4 + BP _____ mm Hg]

Dissolved Oxygen Charge (YSI Meters): _____ (Acceptable Range: 25 to 75) You MUST change the membrane if charge is out of range.

Inspected DO membrane/RDO CAP for nicks or bubbles (check as completed) ____ Personnel: _____

Changed YSI Dissolved Oxygen Membrane and Electrolyte Solution (circle one) YES or NO

Replaced SmarTROLL Rugged Dissolved Oxygen CAP (circle one) YES or NO

HACH 2100P or 2100Q * Turbidimeter Calibration	Value of Standard	Check as Completed	Lot #	Expiration Date	Comments
Turbidity 1st Standard (blank)	<0.1 NTU				Calibrate w/ StablCal® Formazin Primary Turbidity Standards
2nd Standard	20 NTU				
3rd Standard	100 NTU				
4th Standard	800 NTU				
HACH Model (circle one) P or Q Serial Number:					Rental Company:

* NOTE: the 2100Q does not have a <0.1 standard, record N/A (not applicable) in the <0.1 standard boxes as appropriate.

Calibration Performed by _____ _____

Print Name Signature

Zobell Solution mV Value Based on Temperature for ORP Calibration
Calibration Check Range Values (+/- 5%)
Round off temperature to whole number (e.g., 23.5 °C rounds up to 24 °C)

Temp. °C	ORP Zobell Solution mV Value	Calibration Check Range Values +/- 5%	Temp. °C	ORP Zobell Solution mV Value	Calibration Check Range Values +/- 5%	Temp. °C	ORP Zobell Solution mV Value	Calibration Check Range Values +/- 5%
-3	**267**	254-280	10	**251**	238-264	23	**234**	222-246
-2	**266**	253-279	11	**249**	237-261	24	**232**	220-244
-1	**265**	252-278	12	**248**	236-260	25	**231**	219-243
0	**264**	251-277	13	**247**	235-259	26	**230**	219-242
1	**262**	249-275	14	**245**	233-257	27	**228**	217-239
2	**261**	248-274	15	**244**	232-256	28	**227**	216-238
3	**260**	247-273	16	**243**	231-255	29	**226**	215-237
4	**258**	245-271	17	**241**	229-253	30	**225**	214-236
5	**257**	244-270	18	**240**	228-252	31	**223**	212-234
6	**256**	243-269	19	**239**	227-251	32	**222**	211-233
7	**254**	241-267	20	**238**	226-250	33	**221**	210-232
8	**253**	240-266	21	**236**	224-248	34	**219**	208-230
9	**252**	239-265	22	**235**	223-247	35	**218**	207-229

UNIT #2

TROY INSTRUMENT CALIBRATION / MAINTENANCE LOG

Date: 4-28-2020 Time: 1535 | Field Personnel: M. Murphy

Meter: (circle one) YSI: Model 600XL or 600XLM In-Situ: SmarTROLL | Rental Company: PINE

Multimeter Serial Numbers (Sonde & Meter): 378563

Probe Pre-cleaned Certification Provided By (Personnel): NP | Date: 4-14-2020

Temperature Calibration: Personnel: NP | Date: 4-14-2020

Manufacturer's Accuracy Range of Sensor: +/- 0.2°C Vendor's check results Unit: 19.67 NIST: 19.69 Difference: 0.02

** When performing calibration checks, wait for temperature and parameter readings to stabilize before recording the results. **

BEGINNING CALIBRATION CHECK

~~Date:~~ Time: | Personnel:

Calibration Check	Value of Standard	Check Results	Acceptable Range	Within Range (yes/no)	Lot #	Expiration Date	Comments
Zero DO check (mg/l)	0		0 to 0.5 mg/L				
pH 7 check	7		+/- 5%				Range 6.65 - 7.35 pH
Specific Conductance (µS/cm) Second standard used for check			+/- 5% MCM 4/28/2020				Range 682 - 754 µS/cm (718) or Range 1342 - 1484 µS/cm (1413)
ORP check - Zobell (mV)			+/- 5%				See Chart on Page 2 for ORP Zobell Solution mV Value Based on Temperature
Zobell Solution ____ °C							
Turbidity Standard (NTU) 2100P	20		+/- 5%				Range 19.0 - 21.0 NTU (2100P)
Turbidity Standard (NTU) 2100Q	10		+/- 10%				Range 9.0 - 11.0 NTU (2100Q)

Notes:
1) If the post calibration check is not within the acceptable range the meter must be recalibrated.
2) All calibration checks must be made in the run mode (on a run/measurement screen) or on the live readings screen, not the calibration mode.
3) If the lot numbers and expiration dates are the same as the initial calibration, place a check mark √ in the appropriate box.
4) Either standard (718 or 1413 µS/cm) may be used to calibrate specific conductance; the second standard is used to check it.
5) Record N/A (Not Applicable) in the boxes for the turbidity meter that was not used.

~~Calibration Check Performed by:~~ _____ (Print) _____ (Sign)

END OF DAY INSTRUMENT CALIBRATION CHECK

Calibration Check	Value of Standard	Check Results	Acceptable Range	Within Range (yes/no)	Lot #	Expiration Date	Comments
Date: 4-28-2020 Time: 1535		Personnel: M. Murphy					
Zero DO check (mg/l)	0	0.00	0 to 0.5 mg/L	Y	9GH587	8/20	
pH 7 check	7	7.04	+/- 5%	Y	9GH321	8/21	Range 6.65 - 7.35 pH
Specific Conductance (µS/cm) Second standard used for check	1413	1387	+/- 5%	Y	9GF1141	6/20	Range 682 - 754 µS/cm (718) or Range 1342 - 1484 µS/cm (1413)
ORP check - Zobell (mV)	240	232	+/- 5%	Y	9GL608	9/20	See Chart on Page 2 for ORP Zobell Solution mV Value Based on Temperature
Zobell Solution 18 °C							
Turbidity Standard (NTU) 2100P[5]	20	NA	+/- 5%	NA		→	Range 19.0 - 21.0 NTU (2100P)
Turbidity Standard (NTU) 2100Q[5]	10	9.7	+/- 10%	Y	A9340	12/21	Range 9.0 - 11.0 NTU (2100Q)

Notes:
1) If the end of the day calibration check is not within the acceptable range, the data collected that day for that parameter shall be qualified in it's use.
2) All calibration checks must be made in the run mode (on a run/measurement screen), not the calibration mode.
3) If the lot numbers and expiration dates are the same as the initial calibration, place a check mark ✓ in the appropriate box.
4) Either standard (718 or 1413 µS/cm) may be used to calibrate specific conductance; the second standard is used to check it.
5) Record N/A (Not Applicable) in the boxes for the turbidity meter that was not used.

Calibration Check Performed by: Megan Murphy (Print) Megan Murphy (Sign)

List wells sampled using this equipment on this day ONLY IF DATA NEEDS TO BE QUALIFIED.

NA

NA

UNIT #2

INSTRUMENT CALIBRATION

Date: Time:

Multimeter Calibration	Value of Standard	Check as Completed	Lot #	Expiration Date	Comments
DO (% saturation)	100%				Allow time for stabilization per manufacturer
DO mg/l reading					Record these values immediately after calibration
DO Temp. (°C) reading					
DO (0% Saturation)-SmarTROLL	0%				2 point DO Calibration for SmarTROLL only (100 & 0%)
pH 1st Standard	7				
2nd Standard	4				
3rd Standard	10				
Specific Conductance (µS/cm)					One standard is used to calibrate, second one to check (1413 and 718 standards) Using one standard for both is unacceptable.
Zobell Solution _____ °C					See Chart below for ORP Zobell Solution mV Value Based on Temperature
ORP using Zobell Solution					

Additional Information for Dissolved Oxygen Calibration

Barometric Pressure of Meter: _____ mm Hg [BP inches _____ x 25.4 + BP _____ mm Hg]

Dissolved Oxygen Charge (YSI Meters): _____ (Acceptable Range: 25 to 75) You MUST change the membrane if charge is out of range.

Inspected DO membrane/RDO CAP for nicks or bubbles (check as completed) ____ Personnel: _____

Changed YSI Dissolved Oxygen Membrane and Electrolyte Solution (circle one) YES or NO

Replaced SmarTROLL Rugged Dissolved Oxygen CAP (circle one) YES or NO

HACH 2100P or 2100Q * Turbidimeter Calibration	Value of Standard	Check as Completed	Lot #	Expiration Date	Comments
Turbidity 1st Standard (blank)	<0.1 NTU				Calibrate w/ StabiCal® Formazin Primary Turbidity Standards
2nd Standard	20 NTU				
3rd Standard	100 NTU				
4th Standard	800 NTU				
HACH Model (circle one) P or Q Serial Number:					Rental Company:

* NOTE: the 2100Q does not have a <0.1 standard, record N/A (not applicable) in the <0.1 standard boxes as appropriate.

Calibration Performed by _____ _____

Print Name Signature

Zobell Solution mV Value Based on Temperature for ORP Calibration
Calibration Check Range Values (+/- 5%)
Round off temperature to whole number (e.g., 23.5 °C rounds up to 24 °C)

Temp. °C	ORP Zobell Solution mV Value	Calibration Check Range Values +/- 5%	Temp. °C	ORP Zobell Solution mV Value	Calibration Check Range Values +/- 5%	Temp. °C	ORP Zobell Solution mV Value	Calibration Check Range Values +/- 5%
-3	**267**	254-280	10	**251**	238-264	23	**234**	222-246
-2	**266**	253-279	11	**249**	237-261	24	**232**	220-244
-1	**265**	252-278	12	**248**	236-260	25	**231**	219-243
0	**264**	251-277	13	**247**	235-259	26	**230**	219-242
1	**262**	249-275	14	**245**	233-257	27	**228**	217-239
2	**261**	248-274	15	**244**	232-256	28	**227**	216-238
3	**260**	247-273	16	**243**	231-255	29	**226**	215-237
4	**258**	245-271	17	**241**	229-253	30	**225**	214-236
5	**257**	244-270	18	**240**	228-252	31	**223**	212-234
6	**256**	243-269	19	**239**	227-251	32	**222**	211-233
7	**254**	241-267	20	**238**	226-250	33	**221**	210-232
8	**253**	240-266	21	**236**	224-248	34	**219**	208-230
9	**252**	239-265	22	**235**	223-247	35	**218**	207-229

UNIT #3

TROY INSTRUMENT CALIBRATION / MAINTENANCE LOG

Date: 4-28-2020 Time: 1540 | Field Personnel: M.Murphy

Meter: (circle one) YSI: Model 600XL or 600XLM In-Situ: SmarTROLL | Rental Company: PINE

Multimeter Serial Numbers (Sonde & Meter): 505592

Probe Pre-cleaned Certification Provided By (Personnel): NP | Date: 4-14-2020

Temperature Calibration: Personnel: NP | Date: 4-14-2020

Manufacturer's Accuracy Range of Sensor: +/- 0.2°C Vendor's check results Unit: 18.73 NIST: 18.72 Difference: 0.01

** When performing calibration checks, wait for temperature and parameter readings to stabilize before recording the results.**

BEGINNING CALIBRATION CHECK

Date: Time: | Personnel:

Calibration Check	Value of Standard	Check Results	Acceptable Range	Within Range (yes/no)	Lot #	Expiration Date	Comments
Zero DO check (mg/l)	0		0 to 0.5 mg/L				
pH 7 check	7		+/- 5%				Range 6.65 - 7.35 pH
Specific Conductance (µS/cm) Second standard used for check			+/- 5%				Range 682 - 754 µS/cm (718) or Range 1342 - 1484 µS/cm (1413)
ORP check - Zobell (mV)			+/- 5%				See Chart on Page 2 for ORP Zobell Solution mV Value Based on Temperature
Zobell Solution ____ °C							
Turbidity Standard (NTU) 2100P	20		+/- 5%				Range 19.0 - 21.0 NTU (2100P)
Turbidity Standard (NTU) 2100Q	10		+/- 10%				Range 9.0 - 11.0 NTU (2100Q)

MM 4-28-2020

Notes:
1) If the post calibration check is not within the acceptable range the meter must be recalibrated.
2) All calibration checks must be made in the run mode (on a run/measurement screen) or on the live readings screen, not the calibration mode.
3) If the lot numbers and expiration dates are the same as the initial calibration, place a check mark √ in the appropriate box.
4) Either standard (718 or 1413 µS/cm) may be used to calibrate specific conductance; the second standard is used to check it.
5) Record N/A (Not Applicable) in the boxes for the turbidity meter that was not used.

Calibration Check Performed by: _____ (Print) _____ (Sign)

END OF DAY INSTRUMENT CALIBRATION CHECK

Calibration Check	Value of Standard	Check Results	Acceptable Range	Within Range (yes/no)	Lot #	Expiration Date	Comments
Date: 4-28-2020 Time: 2020		Personnel: M.Murphy					
Zero DO check (mg/l)	0	0.00	0 to 0.5 mg/L	Y	9GH587	8/20	
pH 7 check	7	7.05	+/- 5%	Y	9GH321	8/21	Range 6.65 - 7.35 pH
Specific Conductance (µS/cm) Second standard used for check	1413	1368	+/- 5%	Y	9GF1141	6/20	Range 682 - 754 µS/cm (718) or Range 1342 - 1484 µS/cm (1413)
ORP check - Zobell (mV)	243	237	+/- 5%	Y	9GL68	9/20	See Chart on Page 2 for ORP Zobell Solution mV Value Based on Temperature
Zobell Solution 16 °C							
Turbidity Standard (NTU) 2100P[5]	20	NA	+/- 5%	NA			Range 19.0 - 21.0 NTU (2100P)
Turbidity Standard (NTU) 2100Q[5]	10	9.9	+/- 10%		A9340	12/21	Range 9.0 - 11.0 NTU (2100Q)

Notes:
1) If the end of the day calibration check is not within the acceptable range, the data collected that day for that parameter shall be qualified in it's use.
2) All calibration checks must be made in the run mode (on a run/measurement screen), not the calibration mode.
3) If the lot numbers and expiration dates are the same as the initial calibration, place a check mark ✓ in the appropriate box.
4) Either standard (718 or 1413 µS/cm) may be used to calibrate specific conductance; the second standard is used to check it.
5) Record N/A (Not Applicable) in the boxes for the turbidity meter that was not used.

Calibration Check Performed by: Megan Murphy (Print) Megan Murphy (Sign)

List wells sampled using this equipment on this day ONLY IF DATA NEEDS TO BE QUALIFIED.

NA

NA

UNIT #3

INSTRUMENT CALIBRATION

Date: Time:

Multimeter Calibration	Value of Standard	Check as Completed	Lot #	Expiration Date	Comments
DO (% saturation)	100%				Allow time for stabilization per manufacturer
DO mg/l reading					Record these values immediately after calibration
DO Temp. (°C) reading					
DO (0% Saturation)-SmarTROLL	0%				2 point DO Calibration for SmarTROLL only (100 & 0%)
pH 1st Standard	7				
2nd Standard	4				
3rd Standard	10				
Specific Conductance (µS/cm)					One standard is used to calibrate, second one to check (1413 and 718 standards) Using one standard for both is unacceptable.
Zobell Solution _____ °C					See Chart below for ORP Zobell Solution mV Value Based on Temperature
ORP using Zobell Solution					

Additional Information for Dissolved Oxygen Calibration

Barometric Pressure of Meter: _____ mm Hg [BP inches _____ (x)25.4 + BP _____ mm Hg]

Dissolved Oxygen Charge (YSI Meters): _____ (Acceptable Range: 25 to 75) You MUST change the membrane if charge is out of range.

Inspected DO membrane/RDO CAP for nicks or bubbles (check as completed) ____ Personnel: _____

Changed YSI Dissolved Oxygen Membrane and Electrolyte Solution (circle one) YES or NO

Replaced SmarTROLL Rugged Dissolved Oxygen CAP (circle one) YES or NO

HACH 2100P or 2100Q * Turbidimeter Calibration	Value of Standard	Check as Completed	Lot #	Expiration Date	Comments
Turbidity 1st Standard (blank)	<0.1 NTU				Calibrate w/ StablCal® Formazin Primary Turbidity Standards
2nd Standard	20 NTU				
3rd Standard	100 NTU				
4th Standard	800 NTU				

HACH Model (circle one) P or Q Serial Number: **Rental Company:**

*** NOTE: the 2100Q does not have a <0.1 standard, record N/A (not applicable) in the <0.1 standard boxes as appropriate.**

Calibration Performed by _____ _____

Print Name Signature

Zobell Solution mV Value Based on Temperature for ORP Calibration
Calibration Check Range Values (+/- 5%)
Round off temperature to whole number (e.g., 23.5 °C rounds up to 24 °C)

Temp. °C	ORP Zobell Solution mV Value	Calibration Check Range Values +/- 5%	Temp. °C	ORP Zobell Solution mV Value	Calibration Check Range Values +/- 5%	Temp. °C	ORP Zobell Solution mV Value	Calibration Check Range Values +/- 5%
-3	**267**	254-280	10	**251**	238-264	23	**234**	222-246
-2	**266**	253-279	11	**249**	237-261	24	**232**	220-244
-1	**265**	252-278	12	**248**	236-260	25	**231**	219-243
0	**264**	251-277	13	**247**	235-259	26	**230**	219-242
1	**262**	249-275	14	**245**	233-257	27	**228**	217-239
2	**261**	248-274	15	**244**	232-256	28	**227**	216-238
3	**260**	247-273	16	**243**	231-255	29	**226**	215-237
4	**258**	245-271	17	**241**	229-253	30	**225**	214-236
5	**257**	244-270	18	**240**	228-252	31	**223**	212-234
6	**256**	243-269	19	**239**	227-251	32	**222**	211-233
7	**254**	241-267	20	**238**	226-250	33	**221**	210-232
8	**253**	240-266	21	**236**	224-248	34	**219**	208-230
9	**252**	239-265	22	**235**	223-247	35	**218**	207-229

Appendix J – Alpha Laboratory Analytical Data Packages

ANALYTICAL REPORT

Lab Number:	L2016760
Client:	GZA GeoEnvironmental, Inc. / NHDES PO Box 95 29 Hazen Drive Concord, NH 03302-0095
ATTN:	Michael Summerlin
Phone:	(603) 271-3649
Project Name:	TROY MILLS LANDFILL SUPERFUND
Project Number:	04.0190987.09
Report Date:	04/29/20

The original project report/data package is held by Alpha Analytical. This report/data package is paginated and should be reproduced only in its entirety. Alpha Analytical holds no responsibility for results and/or data that are not consistent with the original.

Certifications & Approvals: MA (M-MA086), NH NELAP (2064), CT (PH-0574), IL (200077), ME (MA00086), MD (348), NJ (MA935), NY (11148), NC (25700/666), PA (68-03671), RI (LAO00065), TX (T104704476), VT (VT-0935), VA (460195), USDA (Permit #P330-17-00196).

Eight Walkup Drive, Westborough, MA 01581-1019
508-898-9220 (Fax) 508-898-9193 800-624-9220 - www.alphalab.com

Project Name: TROY MILLS LANDFILL SUPERFUND
Project Number: 04.0190987.09

Lab Number: L2016760
Report Date: 04/29/20

Alpha Sample ID	Client ID	Matrix	Sample Location	Collection Date/Time	Receive Date
L2016760-01	TRIP BLANK	WATER	TROY, NH	04/21/20 08:00	04/22/20
L2016760-02	TRY_MW-701	WATER	TROY, NH	04/21/20 11:35	04/22/20
L2016760-03	TRY_MW-508X	WATER	TROY, NH	04/21/20 14:50	04/22/20
L2016760-04	TRY_MW-104D	WATER	TROY, NH	04/21/20 13:10	04/22/20

Project Name:	TROY MILLS LANDFILL SUPERFUND	**Lab Number:**	L2016760
Project Number:	04.0190987.09	**Report Date:**	04/29/20

Case Narrative

The samples were received in accordance with the Chain of Custody and no significant deviations were encountered during the preparation or analysis unless otherwise noted. Sample Receipt, Container Information, and the Chain of Custody are located at the back of the report.

Results contained within this report relate only to the samples submitted under this Alpha Lab Number and meet NELAP requirements for all NELAP accredited parameters unless otherwise noted in the following narrative. The data presented in this report is organized by parameter (i.e. VOC, SVOC, etc.). Sample specific Quality Control data (i.e. Surrogate Spike Recovery) is reported at the end of the target analyte list for each individual sample, followed by the Laboratory Batch Quality Control at the end of each parameter. Tentatively Identified Compounds (TICs), if requested, are reported for compounds identified to be present and are not part of the method/program Target Compound List, even if only a subset of the TCL are being reported. If a sample was re-analyzed or re-extracted due to a required quality control corrective action and if both sets of data are reported, the Laboratory ID of the re-analysis or re-extraction is designated with an "R" or "RE", respectively.

When multiple Batch Quality Control elements are reported (e.g. more than one LCS), the associated samples for each element are noted in the grey shaded header line of each data table. Any Laboratory Batch, Sample Specific % recovery or RPD value that is outside the listed Acceptance Criteria is bolded in the report. In reference to questions H (CAM) or 4 (RCP) when "NO" is checked, the performance criteria for CAM and RCP methods allow for some quality control failures to occur and still be within method compliance. In these instances, the specific failure is not narrated but noted in the associated QC Outlier Summary Report, located directly after the Case Narrative. QC information is also incorporated in the Data Usability Assessment table (Format 11) of our Data Merger tool, where it can be reviewed in conjunction with the sample result, associated regulatory criteria and any associated data usability implications.

Soil/sediments, solids and tissues are reported on a dry weight basis unless otherwise noted. Definitions of all data qualifiers and acronyms used in this report are provided in the Glossary located at the back of the report.

HOLD POLICY - For samples submitted on hold, Alpha's policy is to hold samples (with the exception of Air canisters) free of charge for 21 calendar days from the date the project is completed. After 21 calendar days, we will dispose of all samples submitted including those put on hold unless you have contacted your Alpha Project Manager and made arrangements for Alpha to continue to hold the samples. Air canisters will be disposed after 3 business days from the date the project is completed.

Please contact Project Management at 800-624-9220 with any questions.

Project Name:	TROY MILLS LANDFILL SUPERFUND	**Lab Number:**	L2016760
Project Number:	04.0190987.09	**Report Date:**	04/29/20

Case Narrative (continued)

Semivolatile Organics

The WG1364446-2/-3 LCS/LCSD recoveries, associated with L2016760-02 through -04, are below the acceptance criteria for benzidine (4%/5%) and benzoic acid (0%/0%); however, they have been identified as "difficult" analytes. The results of the associated samples are reported.

I, the undersigned, attest under the pains and penalties of perjury that, to the best of my knowledge and belief and based upon my personal inquiry of those responsible for providing the information contained in this analytical report, such information is accurate and complete. This certificate of analysis is not complete unless this page accompanies any and all pages of this report.

Authorized Signature: Jennifer L Clements

Title: Technical Director/Representative Date: 04/29/20

ORGANICS

VOLATILES

Project Name: TROY MILLS LANDFILL SUPERFUND **Lab Number:** L2016760

Project Number: 04.0190987.09 **Report Date:** 04/29/20

SAMPLE RESULTS

Lab ID: L2016760-01
Client ID: TRIP BLANK
Sample Location: TROY, NH

Date Collected: 04/21/20 08:00
Date Received: 04/22/20
Field Prep: Not Specified

Sample Depth:
Matrix: Water
Analytical Method: 1,8260C
Analytical Date: 04/24/20 08:36
Analyst: NLK

Parameter	Result	Qualifier	Units	RL	MDL	Dilution Factor
Volatile Organics by GC/MS - Westborough Lab						
Methylene chloride	ND		ug/l	3.0	--	1
1,1-Dichloroethane	ND		ug/l	0.75	--	1
Chloroform	ND		ug/l	0.75	--	1
Carbon tetrachloride	ND		ug/l	0.50	--	1
1,2-Dichloropropane	ND		ug/l	1.8	--	1
Dibromochloromethane	ND		ug/l	0.50	--	1
1,1,2-Trichloroethane	ND		ug/l	0.75	--	1
Tetrachloroethene	ND		ug/l	0.50	--	1
Chlorobenzene	ND		ug/l	0.50	--	1
Trichlorofluoromethane	ND		ug/l	2.5	--	1
1,2-Dichloroethane	ND		ug/l	0.50	--	1
1,1,1-Trichloroethane	ND		ug/l	0.50	--	1
Bromodichloromethane	ND		ug/l	0.50	--	1
trans-1,3-Dichloropropene	ND		ug/l	0.50	--	1
cis-1,3-Dichloropropene	ND		ug/l	0.50	--	1
1,3-Dichloropropene, Total	ND		ug/l	0.50	--	1
1,1-Dichloropropene	ND		ug/l	2.5	--	1
Bromoform	ND		ug/l	2.0	--	1
1,1,2,2-Tetrachloroethane	ND		ug/l	0.50	--	1
Benzene	ND		ug/l	0.50	--	1
Toluene	ND		ug/l	0.75	--	1
Ethylbenzene	ND		ug/l	0.50	--	1
Chloromethane	ND		ug/l	2.5	--	1
Bromomethane	ND		ug/l	1.0	--	1
Vinyl chloride	ND		ug/l	1.0	--	1
Chloroethane	ND		ug/l	1.0	--	1
1,1-Dichloroethene	ND		ug/l	0.50	--	1
trans-1,2-Dichloroethene	ND		ug/l	0.75	--	1

Project Name: TROY MILLS LANDFILL SUPERFUND **Lab Number:** L2016760

Project Number: 04.0190987.09 **Report Date:** 04/29/20

SAMPLE RESULTS

Lab ID: L2016760-01 Date Collected: 04/21/20 08:00

Client ID: TRIP BLANK Date Received: 04/22/20

Sample Location: TROY, NH Field Prep: Not Specified

Sample Depth:

Parameter	Result	Qualifier	Units	RL	MDL	Dilution Factor
Volatile Organics by GC/MS - Westborough Lab						
1,2-Dichloroethene, Total	ND		ug/l	0.50	--	1
Trichloroethene	ND		ug/l	0.50	--	1
1,2-Dichlorobenzene	ND		ug/l	2.5	--	1
1,3-Dichlorobenzene	ND		ug/l	2.5	--	1
1,4-Dichlorobenzene	ND		ug/l	2.5	--	1
Methyl tert butyl ether	ND		ug/l	1.0	--	1
p/m-Xylene	ND		ug/l	1.0	--	1
o-Xylene	ND		ug/l	1.0	--	1
Xylenes, Total	ND		ug/l	1.0	--	1
cis-1,2-Dichloroethene	ND		ug/l	0.50	--	1
Dibromomethane	ND		ug/l	5.0	--	1
1,2,3-Trichloropropane	ND		ug/l	5.0	--	1
Styrene	ND		ug/l	1.0	--	1
Dichlorodifluoromethane	ND		ug/l	5.0	--	1
Acetone	ND		ug/l	5.0	--	1
Carbon disulfide	ND		ug/l	5.0	--	1
2-Butanone	ND		ug/l	5.0	--	1
4-Methyl-2-pentanone	ND		ug/l	5.0	--	1
2-Hexanone	ND		ug/l	5.0	--	1
Bromochloromethane	ND		ug/l	2.5	--	1
Tetrahydrofuran	ND		ug/l	5.0	--	1
2,2-Dichloropropane	ND		ug/l	2.5	--	1
1,2-Dibromoethane	ND		ug/l	2.0	--	1
1,1,1,2-Tetrachloroethane	ND		ug/l	0.50	--	1
Bromobenzene	ND		ug/l	2.5	--	1
n-Butylbenzene	ND		ug/l	0.50	--	1
sec-Butylbenzene	ND		ug/l	0.50	--	1
tert-Butylbenzene	ND		ug/l	2.5	--	1
o-Chlorotoluene	ND		ug/l	2.5	--	1
p-Chlorotoluene	ND		ug/l	2.5	--	1
1,2-Dibromo-3-chloropropane	ND		ug/l	2.5	--	1
Hexachlorobutadiene	ND		ug/l	0.50	--	1
Isopropylbenzene	ND		ug/l	0.50	--	1
p-Isopropyltoluene	ND		ug/l	0.50	--	1
Naphthalene	ND		ug/l	2.5	--	1
n-Propylbenzene	ND		ug/l	0.50	--	1
1,2,3-Trichlorobenzene	ND		ug/l	2.5	--	1

Project Name: TROY MILLS LANDFILL SUPERFUND **Lab Number:** L2016760

Project Number: 04.0190987.09 **Report Date:** 04/29/20

SAMPLE RESULTS

Lab ID: L2016760-01 Date Collected: 04/21/20 08:00

Client ID: TRIP BLANK Date Received: 04/22/20

Sample Location: TROY, NH Field Prep: Not Specified

Sample Depth:

Parameter	Result	Qualifier	Units	RL	MDL	Dilution Factor
Volatile Organics by GC/MS - Westborough Lab						
1,2,4-Trichlorobenzene	ND		ug/l	2.5	--	1
1,3,5-Trimethylbenzene	ND		ug/l	2.5	--	1
1,3,5-Trichlorobenzene	ND		ug/l	2.0	--	1
1,2,4-Trimethylbenzene	ND		ug/l	2.5	--	1
Ethyl ether	ND		ug/l	2.5	--	1
Isopropyl Ether	ND		ug/l	2.0	--	1
Tert-Butyl Alcohol	ND		ug/l	10	--	1
Ethyl-Tert-Butyl-Ether	ND		ug/l	2.0	--	1
Tertiary-Amyl Methyl Ether	ND		ug/l	2.0	--	1
1,4-Dioxane	ND		ug/l	250	--	1

Surrogate	% Recovery	Qualifier	Acceptance Criteria
1,2-Dichloroethane-d4	100		70-130
Toluene-d8	100		70-130
4-Bromofluorobenzene	100		70-130
Dibromofluoromethane	98		70-130

Project Name: TROY MILLS LANDFILL SUPERFUND **Lab Number:** L2016760

Project Number: 04.0190987.09 **Report Date:** 04/29/20

SAMPLE RESULTS

Lab ID: L2016760-02
Client ID: TRY_MW-701
Sample Location: TROY, NH

Date Collected: 04/21/20 11:35
Date Received: 04/22/20
Field Prep: Not Specified

Sample Depth:
Matrix: Water
Analytical Method: 1,8260C
Analytical Date: 04/24/20 08:58
Analyst: NLK

Parameter	Result	Qualifier	Units	RL	MDL	Dilution Factor
Volatile Organics by GC/MS - Westborough Lab						
Methylene chloride	ND		ug/l	3.0	--	1
1,1-Dichloroethane	ND		ug/l	0.75	--	1
Chloroform	ND		ug/l	0.75	--	1
Carbon tetrachloride	ND		ug/l	0.50	--	1
1,2-Dichloropropane	ND		ug/l	1.8	--	1
Dibromochloromethane	ND		ug/l	0.50	--	1
1,1,2-Trichloroethane	ND		ug/l	0.75	--	1
Tetrachloroethene	ND		ug/l	0.50	--	1
Chlorobenzene	ND		ug/l	0.50	--	1
Trichlorofluoromethane	ND		ug/l	2.5	--	1
1,2-Dichloroethane	ND		ug/l	0.50	--	1
1,1,1-Trichloroethane	ND		ug/l	0.50	--	1
Bromodichloromethane	ND		ug/l	0.50	--	1
trans-1,3-Dichloropropene	ND		ug/l	0.50	--	1
cis-1,3-Dichloropropene	ND		ug/l	0.50	--	1
1,3-Dichloropropene, Total	ND		ug/l	0.50	--	1
1,1-Dichloropropene	ND		ug/l	2.5	--	1
Bromoform	ND		ug/l	2.0	--	1
1,1,2,2-Tetrachloroethane	ND		ug/l	0.50	--	1
Benzene	ND		ug/l	0.50	--	1
Toluene	ND		ug/l	0.75	--	1
Ethylbenzene	ND		ug/l	0.50	--	1
Chloromethane	ND		ug/l	2.5	--	1
Bromomethane	ND		ug/l	1.0	--	1
Vinyl chloride	ND		ug/l	1.0	--	1
Chloroethane	ND		ug/l	1.0	--	1
1,1-Dichloroethene	ND		ug/l	0.50	--	1
trans-1,2-Dichloroethene	ND		ug/l	0.75	--	1

Project Name: TROY MILLS LANDFILL SUPERFUND **Lab Number:** L2016760

Project Number: 04.0190987.09 **Report Date:** 04/29/20

SAMPLE RESULTS

Lab ID: L2016760-02 Date Collected: 04/21/20 11:35

Client ID: TRY_MW-701 Date Received: 04/22/20

Sample Location: TROY, NH Field Prep: Not Specified

Sample Depth:

Parameter	Result	Qualifier	Units	RL	MDL	Dilution Factor
Volatile Organics by GC/MS - Westborough Lab						
1,2-Dichloroethene, Total	ND		ug/l	0.50	--	1
Trichloroethene	ND		ug/l	0.50	--	1
1,2-Dichlorobenzene	ND		ug/l	2.5	--	1
1,3-Dichlorobenzene	ND		ug/l	2.5	--	1
1,4-Dichlorobenzene	ND		ug/l	2.5	--	1
Methyl tert butyl ether	ND		ug/l	1.0	--	1
p/m-Xylene	ND		ug/l	1.0	--	1
o-Xylene	ND		ug/l	1.0	--	1
Xylenes, Total	ND		ug/l	1.0	--	1
cis-1,2-Dichloroethene	ND		ug/l	0.50	--	1
Dibromomethane	ND		ug/l	5.0	--	1
1,2,3-Trichloropropane	ND		ug/l	5.0	--	1
Styrene	ND		ug/l	1.0	--	1
Dichlorodifluoromethane	ND		ug/l	5.0	--	1
Acetone	ND		ug/l	5.0	--	1
Carbon disulfide	ND		ug/l	5.0	--	1
2-Butanone	ND		ug/l	5.0	--	1
4-Methyl-2-pentanone	ND		ug/l	5.0	--	1
2-Hexanone	ND		ug/l	5.0	--	1
Bromochloromethane	ND		ug/l	2.5	--	1
Tetrahydrofuran	ND		ug/l	5.0	--	1
2,2-Dichloropropane	ND		ug/l	2.5	--	1
1,2-Dibromoethane	ND		ug/l	2.0	--	1
1,1,1,2-Tetrachloroethane	ND		ug/l	0.50	--	1
Bromobenzene	ND		ug/l	2.5	--	1
n-Butylbenzene	ND		ug/l	0.50	--	1
sec-Butylbenzene	ND		ug/l	0.50	--	1
tert-Butylbenzene	ND		ug/l	2.5	--	1
o-Chlorotoluene	ND		ug/l	2.5	--	1
p-Chlorotoluene	ND		ug/l	2.5	--	1
1,2-Dibromo-3-chloropropane	ND		ug/l	2.5	--	1
Hexachlorobutadiene	ND		ug/l	0.50	--	1
Isopropylbenzene	ND		ug/l	0.50	--	1
p-Isopropyltoluene	ND		ug/l	0.50	--	1
Naphthalene	ND		ug/l	2.5	--	1
n-Propylbenzene	ND		ug/l	0.50	--	1
1,2,3-Trichlorobenzene	ND		ug/l	2.5	--	1

Project Name: TROY MILLS LANDFILL SUPERFUND **Lab Number:** L2016760

Project Number: 04.0190987.09 **Report Date:** 04/29/20

SAMPLE RESULTS

Lab ID: L2016760-02 Date Collected: 04/21/20 11:35

Client ID: TRY_MW-701 Date Received: 04/22/20

Sample Location: TROY, NH Field Prep: Not Specified

Sample Depth:

Parameter	Result	Qualifier	Units	RL	MDL	Dilution Factor
Volatile Organics by GC/MS - Westborough Lab						
1,2,4-Trichlorobenzene	ND		ug/l	2.5	--	1
1,3,5-Trimethylbenzene	ND		ug/l	2.5	--	1
1,3,5-Trichlorobenzene	ND		ug/l	2.0	--	1
1,2,4-Trimethylbenzene	ND		ug/l	2.5	--	1
Ethyl ether	ND		ug/l	2.5	--	1
Isopropyl Ether	ND		ug/l	2.0	--	1
Tert-Butyl Alcohol	ND		ug/l	10	--	1
Ethyl-Tert-Butyl-Ether	ND		ug/l	2.0	--	1
Tertiary-Amyl Methyl Ether	ND		ug/l	2.0	--	1
1,4-Dioxane	ND		ug/l	250	--	1

Surrogate	% Recovery	Qualifier	Acceptance Criteria
1,2-Dichloroethane-d4	103		70-130
Toluene-d8	99		70-130
4-Bromofluorobenzene	100		70-130
Dibromofluoromethane	98		70-130

Project Name: TROY MILLS LANDFILL SUPERFUND **Lab Number:** L2016760

Project Number: 04.0190987.09 **Report Date:** 04/29/20

SAMPLE RESULTS

Lab ID: L2016760-03
Client ID: TRY_MW-508X
Sample Location: TROY, NH

Date Collected: 04/21/20 14:50
Date Received: 04/22/20
Field Prep: Not Specified

Sample Depth:
Matrix: Water
Analytical Method: 1,8260C
Analytical Date: 04/24/20 09:19
Analyst: NLK

Parameter	Result	Qualifier	Units	RL	MDL	Dilution Factor
Volatile Organics by GC/MS - Westborough Lab						
Methylene chloride	ND		ug/l	3.0	--	1
1,1-Dichloroethane	ND		ug/l	0.75	--	1
Chloroform	ND		ug/l	0.75	--	1
Carbon tetrachloride	ND		ug/l	0.50	--	1
1,2-Dichloropropane	ND		ug/l	1.8	--	1
Dibromochloromethane	ND		ug/l	0.50	--	1
1,1,2-Trichloroethane	ND		ug/l	0.75	--	1
Tetrachloroethene	ND		ug/l	0.50	--	1
Chlorobenzene	ND		ug/l	0.50	--	1
Trichlorofluoromethane	ND		ug/l	2.5	--	1
1,2-Dichloroethane	ND		ug/l	0.50	--	1
1,1,1-Trichloroethane	ND		ug/l	0.50	--	1
Bromodichloromethane	ND		ug/l	0.50	--	1
trans-1,3-Dichloropropene	ND		ug/l	0.50	--	1
cis-1,3-Dichloropropene	ND		ug/l	0.50	--	1
1,3-Dichloropropene, Total	ND		ug/l	0.50	--	1
1,1-Dichloropropene	ND		ug/l	2.5	--	1
Bromoform	ND		ug/l	2.0	--	1
1,1,2,2-Tetrachloroethane	ND		ug/l	0.50	--	1
Benzene	ND		ug/l	0.50	--	1
Toluene	ND		ug/l	0.75	--	1
Ethylbenzene	ND		ug/l	0.50	--	1
Chloromethane	ND		ug/l	2.5	--	1
Bromomethane	ND		ug/l	1.0	--	1
Vinyl chloride	ND		ug/l	1.0	--	1
Chloroethane	ND		ug/l	1.0	--	1
1,1-Dichloroethene	ND		ug/l	0.50	--	1
trans-1,2-Dichloroethene	ND		ug/l	0.75	--	1

Project Name: TROY MILLS LANDFILL SUPERFUND **Lab Number:** L2016760

Project Number: 04.0190987.09 **Report Date:** 04/29/20

SAMPLE RESULTS

Lab ID: L2016760-03 Date Collected: 04/21/20 14:50

Client ID: TRY_MW-508X Date Received: 04/22/20

Sample Location: TROY, NH Field Prep: Not Specified

Sample Depth:

Parameter	Result	Qualifier	Units	RL	MDL	Dilution Factor
Volatile Organics by GC/MS - Westborough Lab						
1,2-Dichloroethene, Total	ND		ug/l	0.50	--	1
Trichloroethene	ND		ug/l	0.50	--	1
1,2-Dichlorobenzene	ND		ug/l	2.5	--	1
1,3-Dichlorobenzene	ND		ug/l	2.5	--	1
1,4-Dichlorobenzene	ND		ug/l	2.5	--	1
Methyl tert butyl ether	ND		ug/l	1.0	--	1
p/m-Xylene	ND		ug/l	1.0	--	1
o-Xylene	ND		ug/l	1.0	--	1
Xylenes, Total	ND		ug/l	1.0	--	1
cis-1,2-Dichloroethene	ND		ug/l	0.50	--	1
Dibromomethane	ND		ug/l	5.0	--	1
1,2,3-Trichloropropane	ND		ug/l	5.0	--	1
Styrene	ND		ug/l	1.0	--	1
Dichlorodifluoromethane	ND		ug/l	5.0	--	1
Acetone	ND		ug/l	5.0	--	1
Carbon disulfide	ND		ug/l	5.0	--	1
2-Butanone	ND		ug/l	5.0	--	1
4-Methyl-2-pentanone	ND		ug/l	5.0	--	1
2-Hexanone	ND		ug/l	5.0	--	1
Bromochloromethane	ND		ug/l	2.5	--	1
Tetrahydrofuran	ND		ug/l	5.0	--	1
2,2-Dichloropropane	ND		ug/l	2.5	--	1
1,2-Dibromoethane	ND		ug/l	2.0	--	1
1,1,1,2-Tetrachloroethane	ND		ug/l	0.50	--	1
Bromobenzene	ND		ug/l	2.5	--	1
n-Butylbenzene	ND		ug/l	0.50	--	1
sec-Butylbenzene	ND		ug/l	0.50	--	1
tert-Butylbenzene	ND		ug/l	2.5	--	1
o-Chlorotoluene	ND		ug/l	2.5	--	1
p-Chlorotoluene	ND		ug/l	2.5	--	1
1,2-Dibromo-3-chloropropane	ND		ug/l	2.5	--	1
Hexachlorobutadiene	ND		ug/l	0.50	--	1
Isopropylbenzene	ND		ug/l	0.50	--	1
p-Isopropyltoluene	ND		ug/l	0.50	--	1
Naphthalene	ND		ug/l	2.5	--	1
n-Propylbenzene	ND		ug/l	0.50	--	1
1,2,3-Trichlorobenzene	ND		ug/l	2.5	--	1

Project Name: TROY MILLS LANDFILL SUPERFUND **Lab Number:** L2016760

Project Number: 04.0190987.09 **Report Date:** 04/29/20

SAMPLE RESULTS

Lab ID: L2016760-03 Date Collected: 04/21/20 14:50

Client ID: TRY_MW-508X Date Received: 04/22/20

Sample Location: TROY, NH Field Prep: Not Specified

Sample Depth:

Parameter	Result	Qualifier	Units	RL	MDL	Dilution Factor
Volatile Organics by GC/MS - Westborough Lab						
1,2,4-Trichlorobenzene	ND		ug/l	2.5	--	1
1,3,5-Trimethylbenzene	ND		ug/l	2.5	--	1
1,3,5-Trichlorobenzene	ND		ug/l	2.0	--	1
1,2,4-Trimethylbenzene	ND		ug/l	2.5	--	1
Ethyl ether	ND		ug/l	2.5	--	1
Isopropyl Ether	ND		ug/l	2.0	--	1
Tert-Butyl Alcohol	ND		ug/l	10	--	1
Ethyl-Tert-Butyl-Ether	ND		ug/l	2.0	--	1
Tertiary-Amyl Methyl Ether	ND		ug/l	2.0	--	1
1,4-Dioxane	ND		ug/l	250	--	1

Surrogate	% Recovery	Qualifier	Acceptance Criteria
1,2-Dichloroethane-d4	101		70-130
Toluene-d8	100		70-130
4-Bromofluorobenzene	100		70-130
Dibromofluoromethane	98		70-130

Project Name: TROY MILLS LANDFILL SUPERFUND **Lab Number:** L2016760

Project Number: 04.0190987.09 **Report Date:** 04/29/20

SAMPLE RESULTS

Lab ID: L2016760-04
Client ID: TRY_MW-104D
Sample Location: TROY, NH

Date Collected: 04/21/20 13:10
Date Received: 04/22/20
Field Prep: Not Specified

Sample Depth:
Matrix: Water
Analytical Method: 1,8260C
Analytical Date: 04/24/20 09:41
Analyst: NLK

Parameter	Result	Qualifier	Units	RL	MDL	Dilution Factor
Volatile Organics by GC/MS - Westborough Lab						
Methylene chloride	ND		ug/l	3.0	--	1
1,1-Dichloroethane	ND		ug/l	0.75	--	1
Chloroform	ND		ug/l	0.75	--	1
Carbon tetrachloride	ND		ug/l	0.50	--	1
1,2-Dichloropropane	ND		ug/l	1.8	--	1
Dibromochloromethane	ND		ug/l	0.50	--	1
1,1,2-Trichloroethane	ND		ug/l	0.75	--	1
Tetrachloroethene	ND		ug/l	0.50	--	1
Chlorobenzene	ND		ug/l	0.50	--	1
Trichlorofluoromethane	ND		ug/l	2.5	--	1
1,2-Dichloroethane	ND		ug/l	0.50	--	1
1,1,1-Trichloroethane	ND		ug/l	0.50	--	1
Bromodichloromethane	ND		ug/l	0.50	--	1
trans-1,3-Dichloropropene	ND		ug/l	0.50	--	1
cis-1,3-Dichloropropene	ND		ug/l	0.50	--	1
1,3-Dichloropropene, Total	ND		ug/l	0.50	--	1
1,1-Dichloropropene	ND		ug/l	2.5	--	1
Bromoform	ND		ug/l	2.0	--	1
1,1,2,2-Tetrachloroethane	ND		ug/l	0.50	--	1
Benzene	ND		ug/l	0.50	--	1
Toluene	ND		ug/l	0.75	--	1
Ethylbenzene	ND		ug/l	0.50	--	1
Chloromethane	ND		ug/l	2.5	--	1
Bromomethane	ND		ug/l	1.0	--	1
Vinyl chloride	ND		ug/l	1.0	--	1
Chloroethane	ND		ug/l	1.0	--	1
1,1-Dichloroethene	ND		ug/l	0.50	--	1
trans-1,2-Dichloroethene	ND		ug/l	0.75	--	1

Project Name: TROY MILLS LANDFILL SUPERFUND **Lab Number:** L2016760

Project Number: 04.0190987.09 **Report Date:** 04/29/20

SAMPLE RESULTS

Lab ID: L2016760-04 Date Collected: 04/21/20 13:10

Client ID: TRY_MW-104D Date Received: 04/22/20

Sample Location: TROY, NH Field Prep: Not Specified

Sample Depth:

Parameter	Result	Qualifier	Units	RL	MDL	Dilution Factor
Volatile Organics by GC/MS - Westborough Lab						
1,2-Dichloroethene, Total	ND		ug/l	0.50	--	1
Trichloroethene	ND		ug/l	0.50	--	1
1,2-Dichlorobenzene	ND		ug/l	2.5	--	1
1,3-Dichlorobenzene	ND		ug/l	2.5	--	1
1,4-Dichlorobenzene	ND		ug/l	2.5	--	1
Methyl tert butyl ether	ND		ug/l	1.0	--	1
p/m-Xylene	ND		ug/l	1.0	--	1
o-Xylene	ND		ug/l	1.0	--	1
Xylenes, Total	ND		ug/l	1.0	--	1
cis-1,2-Dichloroethene	ND		ug/l	0.50	--	1
Dibromomethane	ND		ug/l	5.0	--	1
1,2,3-Trichloropropane	ND		ug/l	5.0	--	1
Styrene	ND		ug/l	1.0	--	1
Dichlorodifluoromethane	ND		ug/l	5.0	--	1
Acetone	ND		ug/l	5.0	--	1
Carbon disulfide	ND		ug/l	5.0	--	1
2-Butanone	ND		ug/l	5.0	--	1
4-Methyl-2-pentanone	ND		ug/l	5.0	--	1
2-Hexanone	ND		ug/l	5.0	--	1
Bromochloromethane	ND		ug/l	2.5	--	1
Tetrahydrofuran	ND		ug/l	5.0	--	1
2,2-Dichloropropane	ND		ug/l	2.5	--	1
1,2-Dibromoethane	ND		ug/l	2.0	--	1
1,1,1,2-Tetrachloroethane	ND		ug/l	0.50	--	1
Bromobenzene	ND		ug/l	2.5	--	1
n-Butylbenzene	ND		ug/l	0.50	--	1
sec-Butylbenzene	ND		ug/l	0.50	--	1
tert-Butylbenzene	ND		ug/l	2.5	--	1
o-Chlorotoluene	ND		ug/l	2.5	--	1
p-Chlorotoluene	ND		ug/l	2.5	--	1
1,2-Dibromo-3-chloropropane	ND		ug/l	2.5	--	1
Hexachlorobutadiene	ND		ug/l	0.50	--	1
Isopropylbenzene	ND		ug/l	0.50	--	1
p-Isopropyltoluene	ND		ug/l	0.50	--	1
Naphthalene	ND		ug/l	2.5	--	1
n-Propylbenzene	ND		ug/l	0.50	--	1
1,2,3-Trichlorobenzene	ND		ug/l	2.5	--	1

Project Name: TROY MILLS LANDFILL SUPERFUND **Lab Number:** L2016760

Project Number: 04.0190987.09 **Report Date:** 04/29/20

SAMPLE RESULTS

Lab ID: L2016760-04 Date Collected: 04/21/20 13:10

Client ID: TRY_MW-104D Date Received: 04/22/20

Sample Location: TROY, NH Field Prep: Not Specified

Sample Depth:

Parameter	Result	Qualifier	Units	RL	MDL	Dilution Factor
Volatile Organics by GC/MS - Westborough Lab						
1,2,4-Trichlorobenzene	ND		ug/l	2.5	--	1
1,3,5-Trimethylbenzene	ND		ug/l	2.5	--	1
1,3,5-Trichlorobenzene	ND		ug/l	2.0	--	1
1,2,4-Trimethylbenzene	ND		ug/l	2.5	--	1
Ethyl ether	ND		ug/l	2.5	--	1
Isopropyl Ether	ND		ug/l	2.0	--	1
Tert-Butyl Alcohol	ND		ug/l	10	--	1
Ethyl-Tert-Butyl-Ether	ND		ug/l	2.0	--	1
Tertiary-Amyl Methyl Ether	ND		ug/l	2.0	--	1
1,4-Dioxane	ND		ug/l	250	--	1

Surrogate	% Recovery	Qualifier	Acceptance Criteria
1,2-Dichloroethane-d4	100		70-130
Toluene-d8	100		70-130
4-Bromofluorobenzene	100		70-130
Dibromofluoromethane	100		70-130

Project Name: TROY MILLS LANDFILL SUPERFUND **Lab Number:** L2016760

Project Number: 04.0190987.09 **Report Date:** 04/29/20

Method Blank Analysis
Batch Quality Control

Analytical Method: 1,8260C
Analytical Date: 04/24/20 08:15
Analyst: PD

Parameter	Result	Qualifier	Units	RL	MDL
Volatile Organics by GC/MS - Westborough Lab for sample(s): 01-04 Batch: WG1364576-5					
Methylene chloride	ND		ug/l	3.0	--
1,1-Dichloroethane	ND		ug/l	0.75	--
Chloroform	ND		ug/l	0.75	--
Carbon tetrachloride	ND		ug/l	0.50	--
1,2-Dichloropropane	ND		ug/l	1.8	--
Dibromochloromethane	ND		ug/l	0.50	--
1,1,2-Trichloroethane	ND		ug/l	0.75	--
Tetrachloroethene	ND		ug/l	0.50	--
Chlorobenzene	ND		ug/l	0.50	--
Trichlorofluoromethane	ND		ug/l	2.5	--
1,2-Dichloroethane	ND		ug/l	0.50	--
1,1,1-Trichloroethane	ND		ug/l	0.50	--
Bromodichloromethane	ND		ug/l	0.50	--
trans-1,3-Dichloropropene	ND		ug/l	0.50	--
cis-1,3-Dichloropropene	ND		ug/l	0.50	--
1,3-Dichloropropene, Total	ND		ug/l	0.50	--
1,1-Dichloropropene	ND		ug/l	2.5	--
Bromoform	ND		ug/l	2.0	--
1,1,2,2-Tetrachloroethane	ND		ug/l	0.50	--
Benzene	ND		ug/l	0.50	--
Toluene	ND		ug/l	0.75	--
Ethylbenzene	ND		ug/l	0.50	--
Chloromethane	ND		ug/l	2.5	--
Bromomethane	ND		ug/l	1.0	--
Vinyl chloride	ND		ug/l	1.0	--
Chloroethane	ND		ug/l	1.0	--
1,1-Dichloroethene	ND		ug/l	0.50	--
trans-1,2-Dichloroethene	ND		ug/l	0.75	--
1,2-Dichloroethene, Total	ND		ug/l	0.50	--

Project Name: TROY MILLS LANDFILL SUPERFUND **Lab Number:** L2016760

Project Number: 04.0190987.09 **Report Date:** 04/29/20

Method Blank Analysis
Batch Quality Control

Analytical Method: 1,8260C
Analytical Date: 04/24/20 08:15
Analyst: PD

Parameter	Result	Qualifier	Units	RL	MDL
Volatile Organics by GC/MS - Westborough Lab for sample(s): 01-04 Batch: WG1364576-5					
Trichloroethene	ND		ug/l	0.50	--
1,2-Dichlorobenzene	ND		ug/l	2.5	--
1,3-Dichlorobenzene	ND		ug/l	2.5	--
1,4-Dichlorobenzene	ND		ug/l	2.5	--
Methyl tert butyl ether	ND		ug/l	1.0	--
p/m-Xylene	ND		ug/l	1.0	--
o-Xylene	ND		ug/l	1.0	--
Xylenes, Total	ND		ug/l	1.0	--
cis-1,2-Dichloroethene	ND		ug/l	0.50	--
Dibromomethane	ND		ug/l	5.0	--
1,2,3-Trichloropropane	ND		ug/l	5.0	--
Styrene	ND		ug/l	1.0	--
Dichlorodifluoromethane	ND		ug/l	5.0	--
Acetone	ND		ug/l	5.0	--
Carbon disulfide	ND		ug/l	5.0	--
2-Butanone	ND		ug/l	5.0	--
4-Methyl-2-pentanone	ND		ug/l	5.0	--
2-Hexanone	ND		ug/l	5.0	--
Bromochloromethane	ND		ug/l	2.5	--
Tetrahydrofuran	ND		ug/l	5.0	--
2,2-Dichloropropane	ND		ug/l	2.5	--
1,2-Dibromoethane	ND		ug/l	2.0	--
1,1,1,2-Tetrachloroethane	ND		ug/l	0.50	--
Bromobenzene	ND		ug/l	2.5	--
n-Butylbenzene	ND		ug/l	0.50	--
sec-Butylbenzene	ND		ug/l	0.50	--
tert-Butylbenzene	ND		ug/l	2.5	--
o-Chlorotoluene	ND		ug/l	2.5	--
p-Chlorotoluene	ND		ug/l	2.5	--

Project Name: TROY MILLS LANDFILL SUPERFUND **Lab Number:** L2016760

Project Number: 04.0190987.09 **Report Date:** 04/29/20

Method Blank Analysis
Batch Quality Control

Analytical Method: 1,8260C
Analytical Date: 04/24/20 08:15
Analyst: PD

Parameter	Result	Qualifier	Units	RL	MDL
Volatile Organics by GC/MS - Westborough Lab for sample(s): 01-04 Batch: WG1364576-5					
1,2-Dibromo-3-chloropropane	ND		ug/l	2.5	--
Hexachlorobutadiene	ND		ug/l	0.50	--
Isopropylbenzene	ND		ug/l	0.50	--
p-Isopropyltoluene	ND		ug/l	0.50	--
Naphthalene	ND		ug/l	2.5	--
n-Propylbenzene	ND		ug/l	0.50	--
1,2,3-Trichlorobenzene	ND		ug/l	2.5	--
1,2,4-Trichlorobenzene	ND		ug/l	2.5	--
1,3,5-Trimethylbenzene	ND		ug/l	2.5	--
1,3,5-Trichlorobenzene	ND		ug/l	2.0	--
1,2,4-Trimethylbenzene	ND		ug/l	2.5	--
Ethyl ether	ND		ug/l	2.5	--
Isopropyl Ether	ND		ug/l	2.0	--
Tert-Butyl Alcohol	ND		ug/l	10	--
Ethyl-Tert-Butyl-Ether	ND		ug/l	2.0	--
Tertiary-Amyl Methyl Ether	ND		ug/l	2.0	--
1,4-Dioxane	ND		ug/l	250	--

Surrogate	%Recovery	Qualifier	Acceptance Criteria
1,2-Dichloroethane-d4	98		70-130
Toluene-d8	100		70-130
4-Bromofluorobenzene	100		70-130
Dibromofluoromethane	100		70-130

Lab Control Sample Analysis
Batch Quality Control

Project Name: TROY MILLS LANDFILL SUPERFUND
Project Number: 04.0190987.09

Lab Number: L2016760
Report Date: 04/29/20

Parameter	LCS %Recovery	Qual	LCSD %Recovery	Qual	%Recovery Limits	RPD	Qual	RPD Limits
Volatile Organics by GC/MS - Westborough Lab Associated sample(s): 01-04 Batch: WG1364576-3 WG1364576-4								
Methylene chloride	94		93		70-130	1		20
1,1-Dichloroethane	100		98		70-130	2		20
Chloroform	96		97		70-130	1		20
Carbon tetrachloride	89		88		63-132	1		20
1,2-Dichloropropane	100		98		70-130	2		20
Dibromochloromethane	97		94		63-130	3		20
1,1,2-Trichloroethane	100		93		70-130	7		20
Tetrachloroethene	91		89		70-130	2		20
Chlorobenzene	100		100		75-130	0		25
Trichlorofluoromethane	76		70		62-150	8		20
1,2-Dichloroethane	98		97		70-130	1		20
1,1,1-Trichloroethane	92		90		67-130	2		20
Bromodichloromethane	98		98		67-130	0		20
trans-1,3-Dichloropropene	96		93		70-130	3		20
cis-1,3-Dichloropropene	100		100		70-130	0		20
1,1-Dichloropropene	90		87		70-130	3		20
Bromoform	95		95		54-136	0		20
1,1,2,2-Tetrachloroethane	96		93		67-130	3		20
Benzene	96		96		70-130	0		25
Toluene	100		98		70-130	2		25
Ethylbenzene	100		99		70-130	1		20
Chloromethane	**62**	Q	**60**	Q	64-130	3		20
Bromomethane	64		64		39-139	0		20

Lab Control Sample Analysis

Batch Quality Control

Project Name: TROY MILLS LANDFILL SUPERFUND

Project Number: 04.0190987.09

Lab Number: L2016760

Report Date: 04/29/20

Parameter	LCS %Recovery	Qual	LCSD %Recovery	Qual	%Recovery Limits	RPD	Qual	RPD Limits
Volatile Organics by GC/MS - Westborough Lab Associated sample(s): 01-04 Batch: WG1364576-3 WG1364576-4								
Vinyl chloride	65		61		55-140	6		20
Chloroethane	81		82		55-138	1		20
1,1-Dichloroethene	82		77		61-145	6		25
trans-1,2-Dichloroethene	94		92		70-130	2		20
Trichloroethene	93		90		70-130	3		25
1,2-Dichlorobenzene	100		98		70-130	2		20
1,3-Dichlorobenzene	100		99		70-130	1		20
1,4-Dichlorobenzene	100		100		70-130	0		20
Methyl tert butyl ether	96		93		63-130	3		20
p/m-Xylene	100		100		70-130	0		20
o-Xylene	100		100		70-130	0		20
cis-1,2-Dichloroethene	99		96		70-130	3		20
Dibromomethane	98		94		70-130	4		20
1,2,3-Trichloropropane	97		94		64-130	3		20
Styrene	105		105		70-130	0		20
Dichlorodifluoromethane	44		42		36-147	5		20
Acetone	97		86		58-148	12		20
Carbon disulfide	82		79		51-130	4		20
2-Butanone	98		94		63-138	4		20
4-Methyl-2-pentanone	96		89		59-130	8		20
2-Hexanone	88		92		57-130	4		20
Bromochloromethane	100		97		70-130	3		20
Tetrahydrofuran	88		90		58-130	2		20

Lab Control Sample Analysis

Batch Quality Control

Project Name: TROY MILLS LANDFILL SUPERFUND

Project Number: 04.0190987.09

Lab Number: L2016760

Report Date: 04/29/20

Parameter	LCS %Recovery	Qual	LCSD %Recovery	Qual	%Recovery Limits	RPD	Qual	RPD Limits
Volatile Organics by GC/MS - Westborough Lab Associated sample(s): 01-04 Batch: WG1364576-3 WG1364576-4								
2,2-Dichloropropane	95		91		63-133	4		20
1,2-Dibromoethane	100		95		70-130	5		20
1,1,1,2-Tetrachloroethane	100		99		64-130	1		20
Bromobenzene	100		100		70-130	0		20
n-Butylbenzene	100		99		53-136	1		20
sec-Butylbenzene	98		97		70-130	1		20
tert-Butylbenzene	85		85		70-130	0		20
o-Chlorotoluene	100		98		70-130	2		20
p-Chlorotoluene	100		100		70-130	0		20
1,2-Dibromo-3-chloropropane	90		92		41-144	2		20
Hexachlorobutadiene	92		95		63-130	3		20
Isopropylbenzene	100		96		70-130	4		20
p-Isopropyltoluene	100		98		70-130	2		20
Naphthalene	94		94		70-130	0		20
n-Propylbenzene	100		98		69-130	2		20
1,2,3-Trichlorobenzene	96		96		70-130	0		20
1,2,4-Trichlorobenzene	96		95		70-130	1		20
1,3,5-Trimethylbenzene	100		99		64-130	1		20
1,3,5-Trichlorobenzene	99		97		70-130	2		20
1,2,4-Trimethylbenzene	100		100		70-130	0		20
Ethyl ether	94		85		59-134	10		20
Isopropyl Ether	97		97		70-130	0		20
Tert-Butyl Alcohol	94		92		70-130	2		20

Lab Control Sample Analysis

Batch Quality Control

Project Name: TROY MILLS LANDFILL SUPERFUND

Project Number: 04.0190987.09

Lab Number: L2016760

Report Date: 04/29/20

Parameter	LCS %Recovery	Qual	LCSD %Recovery	Qual	%Recovery Limits	RPD	Qual	RPD Limits
Volatile Organics by GC/MS - Westborough Lab Associated sample(s): 01-04 Batch: WG1364576-3 WG1364576-4								
Ethyl-Tert-Butyl-Ether	99		95		70-130	4		20
Tertiary-Amyl Methyl Ether	98		95		66-130	3		20
1,4-Dioxane	84		88		56-162	5		20

Surrogate	LCS %Recovery	Qual	LCSD %Recovery	Qual	Acceptance Criteria
1,2-Dichloroethane-d4	101		99		70-130
Toluene-d8	99		99		70-130
4-Bromofluorobenzene	100		97		70-130
Dibromofluoromethane	101		98		70-130

SEMIVOLATILES

Project Name: TROY MILLS LANDFILL SUPERFUND **Lab Number:** L2016760

Project Number: 04.0190987.09 **Report Date:** 04/29/20

SAMPLE RESULTS

Lab ID: L2016760-02
Client ID: TRY_MW-701
Sample Location: TROY, NH

Date Collected: 04/21/20 11:35
Date Received: 04/22/20
Field Prep: Not Specified

Sample Depth:
Matrix: Water
Analytical Method: 1,8270D
Analytical Date: 04/27/20 17:58
Analyst: SZ

Extraction Method: EPA 3510C
Extraction Date: 04/24/20 23:50

Parameter	Result	Qualifier	Units	RL	MDL	Dilution Factor
Semivolatile Organics by GC/MS - Westborough Lab						
Benzidine	ND		ug/l	20	--	1
1,2,4-Trichlorobenzene	ND		ug/l	5.0	--	1
Bis(2-chloroethyl)ether	ND		ug/l	2.0	--	1
1,2-Dichlorobenzene	ND		ug/l	2.0	--	1
1,3-Dichlorobenzene	ND		ug/l	2.0	--	1
1,4-Dichlorobenzene	ND		ug/l	2.0	--	1
3,3'-Dichlorobenzidine	ND		ug/l	5.0	--	1
2,4-Dinitrotoluene	ND		ug/l	5.0	--	1
2,6-Dinitrotoluene	ND		ug/l	5.0	--	1
Azobenzene	ND		ug/l	2.0	--	1
4-Chlorophenyl phenyl ether	ND		ug/l	2.0	--	1
4-Bromophenyl phenyl ether	ND		ug/l	2.0	--	1
Bis(2-chloroisopropyl)ether	ND		ug/l	2.0	--	1
Bis(2-chloroethoxy)methane	ND		ug/l	5.0	--	1
Hexachlorocyclopentadiene	ND		ug/l	20	--	1
Isophorone	ND		ug/l	5.0	--	1
Nitrobenzene	ND		ug/l	2.0	--	1
NDPA/DPA	ND		ug/l	2.0	--	1
n-Nitrosodi-n-propylamine	ND		ug/l	5.0	--	1
Bis(2-ethylhexyl)phthalate	ND		ug/l	3.0	--	1
Butyl benzyl phthalate	ND		ug/l	5.0	--	1
Di-n-butylphthalate	ND		ug/l	5.0	--	1
Di-n-octylphthalate	ND		ug/l	5.0	--	1
Diethyl phthalate	ND		ug/l	5.0	--	1
Dimethyl phthalate	ND		ug/l	5.0	--	1
Biphenyl	ND		ug/l	2.0	--	1
Aniline	ND		ug/l	2.0	--	1
4-Chloroaniline	ND		ug/l	5.0	--	1

Project Name: TROY MILLS LANDFILL SUPERFUND **Lab Number:** L2016760

Project Number: 04.0190987.09 **Report Date:** 04/29/20

SAMPLE RESULTS

Lab ID: L2016760-02 Date Collected: 04/21/20 11:35

Client ID: TRY_MW-701 Date Received: 04/22/20

Sample Location: TROY, NH Field Prep: Not Specified

Sample Depth:

Parameter	Result	Qualifier	Units	RL	MDL	Dilution Factor
Semivolatile Organics by GC/MS - Westborough Lab						
2-Nitroaniline	ND		ug/l	5.0	--	1
3-Nitroaniline	ND		ug/l	5.0	--	1
4-Nitroaniline	ND		ug/l	5.0	--	1
Dibenzofuran	ND		ug/l	2.0	--	1
n-Nitrosodimethylamine	ND		ug/l	2.0	--	1
2,4,6-Trichlorophenol	ND		ug/l	5.0	--	1
p-Chloro-m-cresol	ND		ug/l	2.0	--	1
2-Chlorophenol	ND		ug/l	2.0	--	1
2,4-Dichlorophenol	ND		ug/l	5.0	--	1
2,4-Dimethylphenol	ND		ug/l	5.0	--	1
2-Nitrophenol	ND		ug/l	10	--	1
4-Nitrophenol	ND		ug/l	10	--	1
2,4-Dinitrophenol	ND		ug/l	20	--	1
4,6-Dinitro-o-cresol	ND		ug/l	10	--	1
Phenol	ND		ug/l	5.0	--	1
2-Methylphenol	ND		ug/l	5.0	--	1
3-Methylphenol/4-Methylphenol	ND		ug/l	5.0	--	1
2,4,5-Trichlorophenol	ND		ug/l	5.0	--	1
Benzoic Acid	ND		ug/l	50	--	1
Benzyl Alcohol	ND		ug/l	2.0	--	1
Carbazole	ND		ug/l	2.0	--	1
Pyridine	ND		ug/l	3.5	--	1

Surrogate	% Recovery	Qualifier	Acceptance Criteria
2-Fluorophenol	65		21-120
Phenol-d6	57		10-120
Nitrobenzene-d5	78		23-120
2-Fluorobiphenyl	71		15-120
2,4,6-Tribromophenol	62		10-120
4-Terphenyl-d14	88		41-149

Project Name: TROY MILLS LANDFILL SUPERFUND **Lab Number:** L2016760

Project Number: 04.0190987.09 **Report Date:** 04/29/20

SAMPLE RESULTS

Lab ID: L2016760-02
Client ID: TRY_MW-701
Sample Location: TROY, NH

Date Collected: 04/21/20 11:35
Date Received: 04/22/20
Field Prep: Not Specified

Sample Depth:
Matrix: Water
Analytical Method: 1,8270D-SIM
Analytical Date: 04/24/20 13:46
Analyst: DV

Extraction Method: EPA 3510C
Extraction Date: 04/23/20 18:08

Parameter	Result	Qualifier	Units	RL	MDL	Dilution Factor
Semivolatile Organics by GC/MS-SIM - Westborough Lab						
Acenaphthene	ND		ug/l	0.10	--	1
2-Chloronaphthalene	ND		ug/l	0.20	--	1
Fluoranthene	ND		ug/l	0.10	--	1
Hexachlorobutadiene	ND		ug/l	0.50	--	1
Naphthalene	ND		ug/l	0.10	--	1
Benzo(a)anthracene	ND		ug/l	0.10	--	1
Benzo(a)pyrene	ND		ug/l	0.10	--	1
Benzo(b)fluoranthene	ND		ug/l	0.10	--	1
Benzo(k)fluoranthene	ND		ug/l	0.10	--	1
Chrysene	ND		ug/l	0.10	--	1
Acenaphthylene	ND		ug/l	0.10	--	1
Anthracene	ND		ug/l	0.10	--	1
Benzo(ghi)perylene	ND		ug/l	0.10	--	1
Fluorene	ND		ug/l	0.10	--	1
Phenanthrene	ND		ug/l	0.10	--	1
Dibenzo(a,h)anthracene	ND		ug/l	0.10	--	1
Indeno(1,2,3-cd)pyrene	ND		ug/l	0.10	--	1
Pyrene	ND		ug/l	0.10	--	1
1-Methylnaphthalene	ND		ug/l	0.10	--	1
2-Methylnaphthalene	ND		ug/l	0.10	--	1
Pentachlorophenol	ND		ug/l	0.80	--	1
Hexachlorobenzene	ND		ug/l	0.80	--	1
Hexachloroethane	ND		ug/l	0.80	--	1

Project Name: TROY MILLS LANDFILL SUPERFUND **Lab Number:** L2016760

Project Number: 04.0190987.09 **Report Date:** 04/29/20

SAMPLE RESULTS

Lab ID: L2016760-02 Date Collected: 04/21/20 11:35

Client ID: TRY_MW-701 Date Received: 04/22/20

Sample Location: TROY, NH Field Prep: Not Specified

Sample Depth:

Parameter	Result	Qualifier	Units	RL	MDL	Dilution Factor
Semivolatile Organics by GC/MS-SIM - Westborough Lab						

Surrogate	% Recovery	Qualifier	Acceptance Criteria
2-Fluorophenol	59		21-120
Phenol-d6	47		10-120
Nitrobenzene-d5	77		23-120
2-Fluorobiphenyl	69		15-120
2,4,6-Tribromophenol	76		10-120
4-Terphenyl-d14	79		41-149

Project Name: TROY MILLS LANDFILL SUPERFUND
Lab Number: L2016760
Project Number: 04.0190987.09
Report Date: 04/29/20

SAMPLE RESULTS

Lab ID: L2016760-02
Client ID: TRY_MW-701
Sample Location: TROY, NH

Date Collected: 04/21/20 11:35
Date Received: 04/22/20
Field Prep: Not Specified

Sample Depth:
Matrix: Water
Analytical Method: 1,8270D-SIM
Analytical Date: 04/27/20 18:34
Analyst: PS

Extraction Method: EPA 3510C
Extraction Date: 04/24/20 16:00

Parameter	Result	Qualifier	Units	RL	MDL	Dilution Factor
1,4 Dioxane by 8270D-SIM - Mansfield Lab						
1,4-Dioxane	ND		ug/l	0.144	--	1

Surrogate	% Recovery	Qualifier	Acceptance Criteria
1,4-Dioxane-d8	59		15-110

Project Name: TROY MILLS LANDFILL SUPERFUND **Lab Number:** L2016760

Project Number: 04.0190987.09 **Report Date:** 04/29/20

SAMPLE RESULTS

Lab ID: L2016760-03
Client ID: TRY_MW-508X
Sample Location: TROY, NH

Date Collected: 04/21/20 14:50
Date Received: 04/22/20
Field Prep: Not Specified

Sample Depth:
Matrix: Water
Analytical Method: 1,8270D
Analytical Date: 04/27/20 18:21
Analyst: SZ

Extraction Method: EPA 3510C
Extraction Date: 04/24/20 23:50

Parameter	Result	Qualifier	Units	RL	MDL	Dilution Factor
Semivolatile Organics by GC/MS - Westborough Lab						
Benzidine	ND		ug/l	20	--	1
1,2,4-Trichlorobenzene	ND		ug/l	5.0	--	1
Bis(2-chloroethyl)ether	ND		ug/l	2.0	--	1
1,2-Dichlorobenzene	ND		ug/l	2.0	--	1
1,3-Dichlorobenzene	ND		ug/l	2.0	--	1
1,4-Dichlorobenzene	ND		ug/l	2.0	--	1
3,3'-Dichlorobenzidine	ND		ug/l	5.0	--	1
2,4-Dinitrotoluene	ND		ug/l	5.0	--	1
2,6-Dinitrotoluene	ND		ug/l	5.0	--	1
Azobenzene	ND		ug/l	2.0	--	1
4-Chlorophenyl phenyl ether	ND		ug/l	2.0	--	1
4-Bromophenyl phenyl ether	ND		ug/l	2.0	--	1
Bis(2-chloroisopropyl)ether	ND		ug/l	2.0	--	1
Bis(2-chloroethoxy)methane	ND		ug/l	5.0	--	1
Hexachlorocyclopentadiene	ND		ug/l	20	--	1
Isophorone	ND		ug/l	5.0	--	1
Nitrobenzene	ND		ug/l	2.0	--	1
NDPA/DPA	ND		ug/l	2.0	--	1
n-Nitrosodi-n-propylamine	ND		ug/l	5.0	--	1
Bis(2-ethylhexyl)phthalate	ND		ug/l	3.0	--	1
Butyl benzyl phthalate	ND		ug/l	5.0	--	1
Di-n-butylphthalate	ND		ug/l	5.0	--	1
Di-n-octylphthalate	ND		ug/l	5.0	--	1
Diethyl phthalate	ND		ug/l	5.0	--	1
Dimethyl phthalate	ND		ug/l	5.0	--	1
Biphenyl	ND		ug/l	2.0	--	1
Aniline	ND		ug/l	2.0	--	1
4-Chloroaniline	ND		ug/l	5.0	--	1

Project Name: TROY MILLS LANDFILL SUPERFUND **Lab Number:** L2016760

Project Number: 04.0190987.09 **Report Date:** 04/29/20

SAMPLE RESULTS

Lab ID: L2016760-03 Date Collected: 04/21/20 14:50

Client ID: TRY_MW-508X Date Received: 04/22/20

Sample Location: TROY, NH Field Prep: Not Specified

Sample Depth:

Parameter	Result	Qualifier	Units	RL	MDL	Dilution Factor
Semivolatile Organics by GC/MS - Westborough Lab						
2-Nitroaniline	ND		ug/l	5.0	--	1
3-Nitroaniline	ND		ug/l	5.0	--	1
4-Nitroaniline	ND		ug/l	5.0	--	1
Dibenzofuran	ND		ug/l	2.0	--	1
n-Nitrosodimethylamine	ND		ug/l	2.0	--	1
2,4,6-Trichlorophenol	ND		ug/l	5.0	--	1
p-Chloro-m-cresol	ND		ug/l	2.0	--	1
2-Chlorophenol	ND		ug/l	2.0	--	1
2,4-Dichlorophenol	ND		ug/l	5.0	--	1
2,4-Dimethylphenol	ND		ug/l	5.0	--	1
2-Nitrophenol	ND		ug/l	10	--	1
4-Nitrophenol	ND		ug/l	10	--	1
2,4-Dinitrophenol	ND		ug/l	20	--	1
4,6-Dinitro-o-cresol	ND		ug/l	10	--	1
Phenol	ND		ug/l	5.0	--	1
2-Methylphenol	ND		ug/l	5.0	--	1
3-Methylphenol/4-Methylphenol	ND		ug/l	5.0	--	1
2,4,5-Trichlorophenol	ND		ug/l	5.0	--	1
Benzoic Acid	ND		ug/l	50	--	1
Benzyl Alcohol	ND		ug/l	2.0	--	1
Carbazole	ND		ug/l	2.0	--	1
Pyridine	ND		ug/l	3.5	--	1

Surrogate	% Recovery	Qualifier	Acceptance Criteria
2-Fluorophenol	70		21-120
Phenol-d6	63		10-120
Nitrobenzene-d5	80		23-120
2-Fluorobiphenyl	75		15-120
2,4,6-Tribromophenol	73		10-120
4-Terphenyl-d14	95		41-149

Project Name: TROY MILLS LANDFILL SUPERFUND **Lab Number:** L2016760

Project Number: 04.0190987.09 **Report Date:** 04/29/20

SAMPLE RESULTS

Lab ID: L2016760-03
Client ID: TRY_MW-508X
Sample Location: TROY, NH

Date Collected: 04/21/20 14:50
Date Received: 04/22/20
Field Prep: Not Specified

Sample Depth:
Matrix: Water
Analytical Method: 1,8270D-SIM
Analytical Date: 04/24/20 13:13
Analyst: DV

Extraction Method: EPA 3510C
Extraction Date: 04/23/20 18:08

Parameter	Result	Qualifier	Units	RL	MDL	Dilution Factor
Semivolatile Organics by GC/MS-SIM - Westborough Lab						
Acenaphthene	ND		ug/l	0.10	--	1
2-Chloronaphthalene	ND		ug/l	0.20	--	1
Fluoranthene	ND		ug/l	0.10	--	1
Hexachlorobutadiene	ND		ug/l	0.50	--	1
Naphthalene	ND		ug/l	0.10	--	1
Benzo(a)anthracene	ND		ug/l	0.10	--	1
Benzo(a)pyrene	ND		ug/l	0.10	--	1
Benzo(b)fluoranthene	ND		ug/l	0.10	--	1
Benzo(k)fluoranthene	ND		ug/l	0.10	--	1
Chrysene	ND		ug/l	0.10	--	1
Acenaphthylene	ND		ug/l	0.10	--	1
Anthracene	ND		ug/l	0.10	--	1
Benzo(ghi)perylene	ND		ug/l	0.10	--	1
Fluorene	ND		ug/l	0.10	--	1
Phenanthrene	ND		ug/l	0.10	--	1
Dibenzo(a,h)anthracene	ND		ug/l	0.10	--	1
Indeno(1,2,3-cd)pyrene	ND		ug/l	0.10	--	1
Pyrene	ND		ug/l	0.10	--	1
1-Methylnaphthalene	ND		ug/l	0.10	--	1
2-Methylnaphthalene	ND		ug/l	0.10	--	1
Pentachlorophenol	ND		ug/l	0.80	--	1
Hexachlorobenzene	ND		ug/l	0.80	--	1
Hexachloroethane	ND		ug/l	0.80	--	1

Project Name: TROY MILLS LANDFILL SUPERFUND **Lab Number:** L2016760

Project Number: 04.0190987.09 **Report Date:** 04/29/20

SAMPLE RESULTS

Lab ID: L2016760-03 Date Collected: 04/21/20 14:50

Client ID: TRY_MW-508X Date Received: 04/22/20

Sample Location: TROY, NH Field Prep: Not Specified

Sample Depth:

Parameter	Result	Qualifier	Units	RL	MDL	Dilution Factor

Semivolatile Organics by GC/MS-SIM - Westborough Lab

Surrogate	% Recovery	Qualifier	Acceptance Criteria
2-Fluorophenol	56		21-120
Phenol-d6	46		10-120
Nitrobenzene-d5	75		23-120
2-Fluorobiphenyl	69		15-120
2,4,6-Tribromophenol	76		10-120
4-Terphenyl-d14	70		41-149

Project Name: TROY MILLS LANDFILL SUPERFUND
Lab Number: L2016760
Project Number: 04.0190987.09
Report Date: 04/29/20

SAMPLE RESULTS

Lab ID: L2016760-03
Client ID: TRY_MW-508X
Sample Location: TROY, NH

Date Collected: 04/21/20 14:50
Date Received: 04/22/20
Field Prep: Not Specified

Sample Depth:
Matrix: Water
Analytical Method: 1,8270D-SIM
Analytical Date: 04/27/20 19:00
Analyst: PS

Extraction Method: EPA 3510C
Extraction Date: 04/24/20 16:00

Parameter	Result	Qualifier	Units	RL	MDL	Dilution Factor
1,4 Dioxane by 8270D-SIM - Mansfield Lab						
1,4-Dioxane	ND		ug/l	0.144	--	1

Surrogate	% Recovery	Qualifier	Acceptance Criteria
1,4-Dioxane-d8	62		15-110

Project Name: TROY MILLS LANDFILL SUPERFUND **Lab Number:** L2016760

Project Number: 04.0190987.09 **Report Date:** 04/29/20

SAMPLE RESULTS

Lab ID: L2016760-04
Client ID: TRY_MW-104D
Sample Location: TROY, NH

Date Collected: 04/21/20 13:10
Date Received: 04/22/20
Field Prep: Not Specified

Sample Depth:
Matrix: Water
Analytical Method: 1,8270D
Analytical Date: 04/27/20 18:45
Analyst: SZ

Extraction Method: EPA 3510C
Extraction Date: 04/24/20 23:50

Parameter	Result	Qualifier	Units	RL	MDL	Dilution Factor
Semivolatile Organics by GC/MS - Westborough Lab						
Benzidine	ND		ug/l	20	--	1
1,2,4-Trichlorobenzene	ND		ug/l	5.0	--	1
Bis(2-chloroethyl)ether	ND		ug/l	2.0	--	1
1,2-Dichlorobenzene	ND		ug/l	2.0	--	1
1,3-Dichlorobenzene	ND		ug/l	2.0	--	1
1,4-Dichlorobenzene	ND		ug/l	2.0	--	1
3,3'-Dichlorobenzidine	ND		ug/l	5.0	--	1
2,4-Dinitrotoluene	ND		ug/l	5.0	--	1
2,6-Dinitrotoluene	ND		ug/l	5.0	--	1
Azobenzene	ND		ug/l	2.0	--	1
4-Chlorophenyl phenyl ether	ND		ug/l	2.0	--	1
4-Bromophenyl phenyl ether	ND		ug/l	2.0	--	1
Bis(2-chloroisopropyl)ether	ND		ug/l	2.0	--	1
Bis(2-chloroethoxy)methane	ND		ug/l	5.0	--	1
Hexachlorocyclopentadiene	ND		ug/l	20	--	1
Isophorone	ND		ug/l	5.0	--	1
Nitrobenzene	ND		ug/l	2.0	--	1
NDPA/DPA	ND		ug/l	2.0	--	1
n-Nitrosodi-n-propylamine	ND		ug/l	5.0	--	1
Bis(2-ethylhexyl)phthalate	ND		ug/l	3.0	--	1
Butyl benzyl phthalate	ND		ug/l	5.0	--	1
Di-n-butylphthalate	ND		ug/l	5.0	--	1
Di-n-octylphthalate	ND		ug/l	5.0	--	1
Diethyl phthalate	ND		ug/l	5.0	--	1
Dimethyl phthalate	ND		ug/l	5.0	--	1
Biphenyl	ND		ug/l	2.0	--	1
Aniline	ND		ug/l	2.0	--	1
4-Chloroaniline	ND		ug/l	5.0	--	1

Project Name: TROY MILLS LANDFILL SUPERFUND **Lab Number:** L2016760

Project Number: 04.0190987.09 **Report Date:** 04/29/20

SAMPLE RESULTS

Lab ID: L2016760-04 Date Collected: 04/21/20 13:10

Client ID: TRY_MW-104D Date Received: 04/22/20

Sample Location: TROY, NH Field Prep: Not Specified

Sample Depth:

Parameter	Result	Qualifier	Units	RL	MDL	Dilution Factor
Semivolatile Organics by GC/MS - Westborough Lab						
2-Nitroaniline	ND		ug/l	5.0	--	1
3-Nitroaniline	ND		ug/l	5.0	--	1
4-Nitroaniline	ND		ug/l	5.0	--	1
Dibenzofuran	ND		ug/l	2.0	--	1
n-Nitrosodimethylamine	ND		ug/l	2.0	--	1
2,4,6-Trichlorophenol	ND		ug/l	5.0	--	1
p-Chloro-m-cresol	ND		ug/l	2.0	--	1
2-Chlorophenol	ND		ug/l	2.0	--	1
2,4-Dichlorophenol	ND		ug/l	5.0	--	1
2,4-Dimethylphenol	ND		ug/l	5.0	--	1
2-Nitrophenol	ND		ug/l	10	--	1
4-Nitrophenol	ND		ug/l	10	--	1
2,4-Dinitrophenol	ND		ug/l	20	--	1
4,6-Dinitro-o-cresol	ND		ug/l	10	--	1
Phenol	ND		ug/l	5.0	--	1
2-Methylphenol	ND		ug/l	5.0	--	1
3-Methylphenol/4-Methylphenol	ND		ug/l	5.0	--	1
2,4,5-Trichlorophenol	ND		ug/l	5.0	--	1
Benzoic Acid	ND		ug/l	50	--	1
Benzyl Alcohol	ND		ug/l	2.0	--	1
Carbazole	ND		ug/l	2.0	--	1
Pyridine	ND		ug/l	3.5	--	1

Surrogate	% Recovery	Qualifier	Acceptance Criteria
2-Fluorophenol	67		21-120
Phenol-d6	56		10-120
Nitrobenzene-d5	79		23-120
2-Fluorobiphenyl	71		15-120
2,4,6-Tribromophenol	62		10-120
4-Terphenyl-d14	86		41-149

Project Name: TROY MILLS LANDFILL SUPERFUND **Lab Number:** L2016760

Project Number: 04.0190987.09 **Report Date:** 04/29/20

SAMPLE RESULTS

Lab ID: L2016760-04
Client ID: TRY_MW-104D
Sample Location: TROY, NH

Date Collected: 04/21/20 13:10
Date Received: 04/22/20
Field Prep: Not Specified

Sample Depth:
Matrix: Water
Analytical Method: 1,8270D-SIM
Analytical Date: 04/24/20 14:03
Analyst: DV

Extraction Method: EPA 3510C
Extraction Date: 04/23/20 18:08

Parameter	Result	Qualifier	Units	RL	MDL	Dilution Factor
Semivolatile Organics by GC/MS-SIM - Westborough Lab						
Acenaphthene	ND		ug/l	0.10	--	1
2-Chloronaphthalene	ND		ug/l	0.20	--	1
Fluoranthene	ND		ug/l	0.10	--	1
Hexachlorobutadiene	ND		ug/l	0.50	--	1
Naphthalene	ND		ug/l	0.10	--	1
Benzo(a)anthracene	ND		ug/l	0.10	--	1
Benzo(a)pyrene	ND		ug/l	0.10	--	1
Benzo(b)fluoranthene	ND		ug/l	0.10	--	1
Benzo(k)fluoranthene	ND		ug/l	0.10	--	1
Chrysene	ND		ug/l	0.10	--	1
Acenaphthylene	ND		ug/l	0.10	--	1
Anthracene	ND		ug/l	0.10	--	1
Benzo(ghi)perylene	ND		ug/l	0.10	--	1
Fluorene	ND		ug/l	0.10	--	1
Phenanthrene	ND		ug/l	0.10	--	1
Dibenzo(a,h)anthracene	ND		ug/l	0.10	--	1
Indeno(1,2,3-cd)pyrene	ND		ug/l	0.10	--	1
Pyrene	ND		ug/l	0.10	--	1
1-Methylnaphthalene	ND		ug/l	0.10	--	1
2-Methylnaphthalene	ND		ug/l	0.10	--	1
Pentachlorophenol	ND		ug/l	0.80	--	1
Hexachlorobenzene	ND		ug/l	0.80	--	1
Hexachloroethane	ND		ug/l	0.80	--	1

Project Name: TROY MILLS LANDFILL SUPERFUND **Lab Number:** L2016760

Project Number: 04.0190987.09 **Report Date:** 04/29/20

SAMPLE RESULTS

Lab ID: L2016760-04 Date Collected: 04/21/20 13:10

Client ID: TRY_MW-104D Date Received: 04/22/20

Sample Location: TROY, NH Field Prep: Not Specified

Sample Depth:

Parameter	Result	Qualifier	Units	RL	MDL	Dilution Factor
Semivolatile Organics by GC/MS-SIM - Westborough Lab						

Surrogate	% Recovery	Qualifier	Acceptance Criteria
2-Fluorophenol	55		21-120
Phenol-d6	44		10-120
Nitrobenzene-d5	69		23-120
2-Fluorobiphenyl	65		15-120
2,4,6-Tribromophenol	77		10-120
4-Terphenyl-d14	83		41-149

Project Name: TROY MILLS LANDFILL SUPERFUND
Lab Number: L2016760
Project Number: 04.0190987.09
Report Date: 04/29/20

SAMPLE RESULTS

Lab ID: L2016760-04
Client ID: TRY_MW-104D
Sample Location: TROY, NH

Date Collected: 04/21/20 13:10
Date Received: 04/22/20
Field Prep: Not Specified

Sample Depth:
Matrix: Water
Analytical Method: 1,8270D-SIM
Analytical Date: 04/27/20 19:27
Analyst: PS

Extraction Method: EPA 3510C
Extraction Date: 04/24/20 16:00

Parameter	Result	Qualifier	Units	RL	MDL	Dilution Factor
1,4 Dioxane by 8270D-SIM - Mansfield Lab						
1,4-Dioxane	ND		ug/l	0.156	--	1

Surrogate	% Recovery	Qualifier	Acceptance Criteria
1,4-Dioxane-d8	64		15-110

Project Name: TROY MILLS LANDFILL SUPERFUND **Lab Number:** L2016760

Project Number: 04.0190987.09 **Report Date:** 04/29/20

Method Blank Analysis
Batch Quality Control

Analytical Method: 1,8270D-SIM
Analytical Date: 04/24/20 12:07
Analyst: DV

Extraction Method: EPA 3510C
Extraction Date: 04/23/20 18:08

Parameter	Result	Qualifier	Units	RL	MDL
Semivolatile Organics by GC/MS-SIM - Westborough Lab for sample(s): 02-04 Batch: WG1364025-1					
Acenaphthene	ND		ug/l	0.10	--
2-Chloronaphthalene	ND		ug/l	0.20	--
Fluoranthene	ND		ug/l	0.10	--
Hexachlorobutadiene	ND		ug/l	0.50	--
Naphthalene	ND		ug/l	0.10	--
Benzo(a)anthracene	ND		ug/l	0.10	--
Benzo(a)pyrene	ND		ug/l	0.10	--
Benzo(b)fluoranthene	ND		ug/l	0.10	--
Benzo(k)fluoranthene	ND		ug/l	0.10	--
Chrysene	ND		ug/l	0.10	--
Acenaphthylene	ND		ug/l	0.10	--
Anthracene	ND		ug/l	0.10	--
Benzo(ghi)perylene	ND		ug/l	0.10	--
Fluorene	ND		ug/l	0.10	--
Phenanthrene	ND		ug/l	0.10	--
Dibenzo(a,h)anthracene	ND		ug/l	0.10	--
Indeno(1,2,3-cd)pyrene	ND		ug/l	0.10	--
Pyrene	ND		ug/l	0.10	--
1-Methylnaphthalene	ND		ug/l	0.10	--
2-Methylnaphthalene	ND		ug/l	0.10	--
Pentachlorophenol	ND		ug/l	0.80	--
Hexachlorobenzene	ND		ug/l	0.80	--
Hexachloroethane	ND		ug/l	0.80	--

Project Name: TROY MILLS LANDFILL SUPERFUND
Project Number: 04.0190987.09
Lab Number: L2016760
Report Date: 04/29/20

Method Blank Analysis
Batch Quality Control

Analytical Method: 1,8270D-SIM
Analytical Date: 04/24/20 12:07
Analyst: DV

Extraction Method: EPA 3510C
Extraction Date: 04/23/20 18:08

Parameter	Result	Qualifier	Units	RL	MDL
Semivolatile Organics by GC/MS-SIM - Westborough Lab for sample(s): 02-04 Batch: WG1364025-1					

Surrogate	%Recovery	Qualifier	Acceptance Criteria
2-Fluorophenol	52		21-120
Phenol-d6	41		10-120
Nitrobenzene-d5	67		23-120
2-Fluorobiphenyl	71		15-120
2,4,6-Tribromophenol	70		10-120
4-Terphenyl-d14	72		41-149

Project Name: TROY MILLS LANDFILL SUPERFUND
Project Number: 04.0190987.09
Lab Number: L2016760
Report Date: 04/29/20

Method Blank Analysis
Batch Quality Control

Analytical Method: 1,8270D-SIM
Analytical Date: 04/27/20 09:33
Analyst: PS

Extraction Method: EPA 3510C
Extraction Date: 04/24/20 16:00

Parameter	Result	Qualifier	Units	RL	MDL
1,4 Dioxane by 8270D-SIM - Mansfield Lab for sample(s): 02-04 Batch: WG1364331-1					
1,4-Dioxane	ND		ug/l	0.150	--

Surrogate	%Recovery	Qualifier	Acceptance Criteria
1,4-Dioxane-d8	67		15-110

Project Name: TROY MILLS LANDFILL SUPERFUND **Lab Number:** L2016760

Project Number: 04.0190987.09 **Report Date:** 04/29/20

Method Blank Analysis
Batch Quality Control

Analytical Method: 1,8270D
Analytical Date: 04/27/20 12:32
Analyst: SZ

Extraction Method: EPA 3510C
Extraction Date: 04/24/20 23:50

Parameter	Result	Qualifier	Units	RL	MDL
Semivolatile Organics by GC/MS - Westborough Lab for sample(s): 02-04 Batch: WG1364446-1					
Acenaphthene	ND		ug/l	2.0	--
Benzidine	ND		ug/l	20	--
1,2,4-Trichlorobenzene	ND		ug/l	5.0	--
Hexachlorobenzene	ND		ug/l	2.0	--
Bis(2-chloroethyl)ether	ND		ug/l	2.0	--
2-Chloronaphthalene	ND		ug/l	2.0	--
1,2-Dichlorobenzene	ND		ug/l	2.0	--
1,3-Dichlorobenzene	ND		ug/l	2.0	--
1,4-Dichlorobenzene	ND		ug/l	2.0	--
3,3'-Dichlorobenzidine	ND		ug/l	5.0	--
2,4-Dinitrotoluene	ND		ug/l	5.0	--
2,6-Dinitrotoluene	ND		ug/l	5.0	--
Azobenzene	ND		ug/l	2.0	--
Fluoranthene	ND		ug/l	2.0	--
4-Chlorophenyl phenyl ether	ND		ug/l	2.0	--
4-Bromophenyl phenyl ether	ND		ug/l	2.0	--
Bis(2-chloroisopropyl)ether	ND		ug/l	2.0	--
Bis(2-chloroethoxy)methane	ND		ug/l	5.0	--
Hexachlorobutadiene	ND		ug/l	2.0	--
Hexachlorocyclopentadiene	ND		ug/l	20	--
Hexachloroethane	ND		ug/l	2.0	--
Isophorone	ND		ug/l	5.0	--
Naphthalene	ND		ug/l	2.0	--
Nitrobenzene	ND		ug/l	2.0	--
NDPA/DPA	ND		ug/l	2.0	--
n-Nitrosodi-n-propylamine	ND		ug/l	5.0	--
Bis(2-ethylhexyl)phthalate	ND		ug/l	3.0	--
Butyl benzyl phthalate	ND		ug/l	5.0	--
Di-n-butylphthalate	ND		ug/l	5.0	--

Project Name: TROY MILLS LANDFILL SUPERFUND **Lab Number:** L2016760

Project Number: 04.0190987.09 **Report Date:** 04/29/20

Method Blank Analysis
Batch Quality Control

Analytical Method: 1,8270D
Analytical Date: 04/27/20 12:32
Analyst: SZ

Extraction Method: EPA 3510C
Extraction Date: 04/24/20 23:50

Parameter	Result	Qualifier	Units	RL	MDL
Semivolatile Organics by GC/MS - Westborough Lab for sample(s): 02-04 Batch: WG1364446-1					
Di-n-octylphthalate	ND		ug/l	5.0	--
Diethyl phthalate	ND		ug/l	5.0	--
Dimethyl phthalate	ND		ug/l	5.0	--
Benzo(a)anthracene	ND		ug/l	2.0	--
Benzo(a)pyrene	ND		ug/l	2.0	--
Benzo(b)fluoranthene	ND		ug/l	2.0	--
Benzo(k)fluoranthene	ND		ug/l	2.0	--
Chrysene	ND		ug/l	2.0	--
Acenaphthylene	ND		ug/l	2.0	--
Anthracene	ND		ug/l	2.0	--
Benzo(ghi)perylene	ND		ug/l	2.0	--
Fluorene	ND		ug/l	2.0	--
Phenanthrene	ND		ug/l	2.0	--
Dibenzo(a,h)anthracene	ND		ug/l	2.0	--
Indeno(1,2,3-cd)pyrene	ND		ug/l	2.0	--
Pyrene	ND		ug/l	2.0	--
Biphenyl	ND		ug/l	2.0	--
Aniline	ND		ug/l	2.0	--
4-Chloroaniline	ND		ug/l	5.0	--
1-Methylnaphthalene	ND		ug/l	2.0	--
2-Nitroaniline	ND		ug/l	5.0	--
3-Nitroaniline	ND		ug/l	5.0	--
4-Nitroaniline	ND		ug/l	5.0	--
Dibenzofuran	ND		ug/l	2.0	--
2-Methylnaphthalene	ND		ug/l	2.0	--
n-Nitrosodimethylamine	ND		ug/l	2.0	--
2,4,6-Trichlorophenol	ND		ug/l	5.0	--
p-Chloro-m-cresol	ND		ug/l	2.0	--
2-Chlorophenol	ND		ug/l	2.0	--

Project Name: TROY MILLS LANDFILL SUPERFUND **Lab Number:** L2016760

Project Number: 04.0190987.09 **Report Date:** 04/29/20

Method Blank Analysis
Batch Quality Control

Analytical Method: 1,8270D
Analytical Date: 04/27/20 12:32
Analyst: SZ

Extraction Method: EPA 3510C
Extraction Date: 04/24/20 23:50

Parameter	Result	Qualifier	Units	RL	MDL
Semivolatile Organics by GC/MS - Westborough Lab for sample(s): 02-04 Batch: WG1364446-1					
2,4-Dichlorophenol	ND		ug/l	5.0	--
2,4-Dimethylphenol	ND		ug/l	5.0	--
2-Nitrophenol	ND		ug/l	10	--
4-Nitrophenol	ND		ug/l	10	--
2,4-Dinitrophenol	ND		ug/l	20	--
4,6-Dinitro-o-cresol	ND		ug/l	10	--
Pentachlorophenol	ND		ug/l	10	--
Phenol	ND		ug/l	5.0	--
2-Methylphenol	ND		ug/l	5.0	--
3-Methylphenol/4-Methylphenol	ND		ug/l	5.0	--
2,4,5-Trichlorophenol	ND		ug/l	5.0	--
Benzoic Acid	ND		ug/l	50	--
Benzyl Alcohol	ND		ug/l	2.0	--
Carbazole	ND		ug/l	2.0	--
Pyridine	ND		ug/l	3.5	--

Surrogate	%Recovery	Qualifier	Acceptance Criteria
2-Fluorophenol	71		21-120
Phenol-d6	58		10-120
Nitrobenzene-d5	78		23-120
2-Fluorobiphenyl	78		15-120
2,4,6-Tribromophenol	60		10-120
4-Terphenyl-d14	93		41-149

Lab Control Sample Analysis
Batch Quality Control

Project Name: TROY MILLS LANDFILL SUPERFUND
Project Number: 04.0190987.09

Lab Number: L2016760
Report Date: 04/29/20

Parameter	LCS %Recovery	Qual	LCSD %Recovery	Qual	%Recovery Limits	RPD	Qual	RPD Limits
Semivolatile Organics by GC/MS-SIM - Westborough Lab Associated sample(s): 02-04 Batch: WG1364025-2 WG1364025-3								
Acenaphthene	60		63		40-140	5		40
2-Chloronaphthalene	59		62		40-140	5		40
Fluoranthene	57		70		40-140	20		40
Hexachlorobutadiene	57		55		40-140	4		40
Naphthalene	60		57		40-140	5		40
Benzo(a)anthracene	64		78		40-140	20		40
Benzo(a)pyrene	69		82		40-140	17		40
Benzo(b)fluoranthene	70		88		40-140	23		40
Benzo(k)fluoranthene	69		83		40-140	18		40
Chrysene	62		75		40-140	19		40
Acenaphthylene	57		62		40-140	8		40
Anthracene	56		66		40-140	16		40
Benzo(ghi)perylene	66		77		40-140	15		40
Fluorene	62		68		40-140	9		40
Phenanthrene	55		64		40-140	15		40
Dibenzo(a,h)anthracene	71		81		40-140	13		40
Indeno(1,2,3-cd)pyrene	73		85		40-140	15		40
Pyrene	56		67		40-140	18		40
1-Methylnaphthalene	60		62		40-140	3		40
2-Methylnaphthalene	60		62		40-140	3		40
Pentachlorophenol	46		53		40-140	14		40
Hexachlorobenzene	61		68		40-140	11		40
Hexachloroethane	59		53		40-140	11		40

Lab Control Sample Analysis

Batch Quality Control

Project Name: TROY MILLS LANDFILL SUPERFUND

Project Number: 04.0190987.09

Lab Number: L2016760

Report Date: 04/29/20

Parameter	LCS %Recovery	Qual	LCSD %Recovery	Qual	%Recovery Limits	RPD	Qual	RPD Limits
Semivolatile Organics by GC/MS-SIM - Westborough Lab Associated sample(s): 02-04 Batch: WG1364025-2 WG1364025-3								

Surrogate	LCS %Recovery	Qual	LCSD %Recovery	Qual	Acceptance Criteria
2-Fluorophenol	58		51		21-120
Phenol-d6	46		43		10-120
Nitrobenzene-d5	69		64		23-120
2-Fluorobiphenyl	59		59		15-120
2,4,6-Tribromophenol	79		93		10-120
4-Terphenyl-d14	69		83		41-149

Lab Control Sample Analysis

Batch Quality Control

Project Name: TROY MILLS LANDFILL SUPERFUND

Project Number: 04.0190987.09

Lab Number: L2016760

Report Date: 04/29/20

Parameter	LCS %Recovery	Qual	LCSD %Recovery	Qual	%Recovery Limits	RPD	Qual	RPD Limits
1,4 Dioxane by 8270D-SIM - Mansfield Lab	Associated sample(s): 02-04		Batch: WG1364331-2 WG1364331-3					
1,4-Dioxane	95		97		40-140	2		30

Surrogate	LCS %Recovery	Qual	LCSD %Recovery	Qual	Acceptance Criteria
1,4-Dioxane-d8	57		57		15-110

Lab Control Sample Analysis

Batch Quality Control

Project Name: TROY MILLS LANDFILL SUPERFUND

Project Number: 04.0190987.09

Lab Number: L2016760

Report Date: 04/29/20

Parameter	LCS %Recovery	Qual	LCSD %Recovery	Qual	%Recovery Limits	RPD	Qual	RPD Limits
Semivolatile Organics by GC/MS - Westborough Lab Associated sample(s): 02-04 Batch: WG1364446-2 WG1364446-3								
Acenaphthene	83		84		37-111	1		30
Benzidine	**4**	Q	**5**	Q	10-75	17		30
1,2,4-Trichlorobenzene	79		74		39-98	7		30
Hexachlorobenzene	75		76		40-140	1		30
Bis(2-chloroethyl)ether	88		83		40-140	6		30
2-Chloronaphthalene	83		77		40-140	8		30
1,2-Dichlorobenzene	79		75		40-140	5		30
1,3-Dichlorobenzene	78		73		40-140	7		30
1,4-Dichlorobenzene	79		74		36-97	7		30
3,3'-Dichlorobenzidine	67		69		40-140	3		30
2,4-Dinitrotoluene	75		78		48-143	4		30
2,6-Dinitrotoluene	79		74		40-140	7		30
Azobenzene	91		91		40-140	0		30
Fluoranthene	89		91		40-140	2		30
4-Chlorophenyl phenyl ether	79		80		40-140	1		30
4-Bromophenyl phenyl ether	75		77		40-140	3		30
Bis(2-chloroisopropyl)ether	100		96		40-140	4		30
Bis(2-chloroethoxy)methane	90		84		40-140	7		30
Hexachlorobutadiene	72		68		40-140	6		30
Hexachlorocyclopentadiene	63		56		40-140	12		30
Hexachloroethane	81		74		40-140	9		30
Isophorone	87		87		40-140	0		30
Naphthalene	82		76		40-140	8		30

Lab Control Sample Analysis

Batch Quality Control

Project Name: TROY MILLS LANDFILL SUPERFUND

Project Number: 04.0190987.09

Lab Number: L2016760

Report Date: 04/29/20

Parameter	LCS %Recovery	Qual	LCSD %Recovery	Qual	%Recovery Limits	RPD	Qual	RPD Limits
Semivolatile Organics by GC/MS - Westborough Lab Associated sample(s): 02-04 Batch: WG1364446-2 WG1364446-3								
Nitrobenzene	90		85		40-140	6		30
NDPA/DPA	85		87		40-140	2		30
n-Nitrosodi-n-propylamine	92		89		29-132	3		30
Bis(2-ethylhexyl)phthalate	80		84		40-140	5		30
Butyl benzyl phthalate	76		79		40-140	4		30
Di-n-butylphthalate	84		84		40-140	0		30
Di-n-octylphthalate	73		76		40-140	4		30
Diethyl phthalate	86		87		40-140	1		30
Dimethyl phthalate	84		82		40-140	2		30
Benzo(a)anthracene	84		87		40-140	4		30
Benzo(a)pyrene	83		89		40-140	7		30
Benzo(b)fluoranthene	89		95		40-140	7		30
Benzo(k)fluoranthene	83		87		40-140	5		30
Chrysene	91		94		40-140	3		30
Acenaphthylene	84		79		45-123	6		30
Anthracene	91		94		40-140	3		30
Benzo(ghi)perylene	87		95		40-140	9		30
Fluorene	86		85		40-140	1		30
Phenanthrene	89		92		40-140	3		30
Dibenzo(a,h)anthracene	85		92		40-140	8		30
Indeno(1,2,3-cd)pyrene	78		86		40-140	10		30
Pyrene	86		88		26-127	2		30
Biphenyl	79		74		40-140	7		30

Lab Control Sample Analysis
Batch Quality Control

Project Name: TROY MILLS LANDFILL SUPERFUND
Project Number: 04.0190987.09

Lab Number: L2016760
Report Date: 04/29/20

Parameter	LCS %Recovery	Qual	LCSD %Recovery	Qual	%Recovery Limits	RPD	Qual	RPD Limits
Semivolatile Organics by GC/MS - Westborough Lab Associated sample(s): 02-04 Batch: WG1364446-2 WG1364446-3								
Aniline	**30**	Q	**34**	Q	40-140	13		30
4-Chloroaniline	61		68		40-140	11		30
1-Methylnaphthalene	85		80		41-103	6		30
2-Nitroaniline	73		73		52-143	0		30
3-Nitroaniline	59		62		25-145	5		30
4-Nitroaniline	67		68		51-143	1		30
Dibenzofuran	83		83		40-140	0		30
2-Methylnaphthalene	82		78		40-140	5		30
n-Nitrosodimethylamine	60		58		22-74	3		30
2,4,6-Trichlorophenol	73		70		30-130	4		30
p-Chloro-m-cresol	85		84		23-97	1		30
2-Chlorophenol	82		80		27-123	2		30
2,4-Dichlorophenol	84		80		30-130	5		30
2,4-Dimethylphenol	78		69		30-130	12		30
2-Nitrophenol	77		72		30-130	7		30
4-Nitrophenol	79		78		10-80	1		30
2,4-Dinitrophenol	69		70		20-130	1		30
4,6-Dinitro-o-cresol	77		79		20-164	3		30
Pentachlorophenol	64		61		9-103	5		30
Phenol	62		60		12-110	3		30
2-Methylphenol	83		80		30-130	4		30
3-Methylphenol/4-Methylphenol	88		87		30-130	1		30
2,4,5-Trichlorophenol	82		80		30-130	2		30

Lab Control Sample Analysis

Batch Quality Control

Project Name: TROY MILLS LANDFILL SUPERFUND

Project Number: 04.0190987.09

Lab Number: L2016760

Report Date: 04/29/20

Parameter	LCS %Recovery	Qual	LCSD %Recovery	Qual	%Recovery Limits	RPD	Qual	RPD Limits
Semivolatile Organics by GC/MS - Westborough Lab Associated sample(s): 02-04 Batch: WG1364446-2 WG1364446-3								
Benzoic Acid	**0**	Q	**0**	Q	10-164	NC		30
Benzyl Alcohol	76		76		26-116	0		30
Carbazole	91		93		55-144	2		30
Pyridine	15		21		10-66	**33**	Q	30

Surrogate	LCS %Recovery	Qual	LCSD %Recovery	Qual	Acceptance Criteria
2-Fluorophenol	73		70		21-120
Phenol-d6	64		63		10-120
Nitrobenzene-d5	86		82		23-120
2-Fluorobiphenyl	76		72		15-120
2,4,6-Tribromophenol	75		73		10-120
4-Terphenyl-d14	87		89		41-149

METALS

Project Name: TROY MILLS LANDFILL SUPERFUND
Project Number: 04.0190987.09
Lab Number: L2016760
Report Date: 04/29/20

SAMPLE RESULTS

Lab ID: L2016760-02
Client ID: TRY_MW-701
Sample Location: TROY, NH
Sample Depth:
Matrix: Water

Date Collected: 04/21/20 11:35
Date Received: 04/22/20
Field Prep: Not Specified

Parameter	Result	Qualifier	Units	RL	MDL	Dilution Factor	Date Prepared	Date Analyzed	Prep Method	Analytical Method	Analyst
Total Metals - Mansfield Lab											
Arsenic, Total	ND		mg/l	0.00050	--	1	04/23/20 15:11	04/28/20 14:53	EPA 3005A	1,6020B	AM
Manganese, Total	0.01344		mg/l	0.00100	--	1	04/23/20 15:11	04/28/20 14:53	EPA 3005A	1,6020B	AM

Project Name: TROY MILLS LANDFILL SUPERFUND
Lab Number: L2016760
Project Number: 04.0190987.09
Report Date: 04/29/20

SAMPLE RESULTS

Lab ID: L2016760-03
Client ID: TRY_MW-508X
Sample Location: TROY, NH
Date Collected: 04/21/20 14:50
Date Received: 04/22/20
Field Prep: Not Specified

Sample Depth:
Matrix: Water

Parameter	Result	Qualifier	Units	RL	MDL	Dilution Factor	Date Prepared	Date Analyzed	Prep Method	Analytical Method	Analyst
Total Metals - Mansfield Lab											
Arsenic, Total	ND		mg/l	0.00050	--	1	04/23/20 15:11	04/28/20 14:58	EPA 3005A	1,6020B	AM
Manganese, Total	0.01394		mg/l	0.00100	--	1	04/23/20 15:11	04/28/20 14:58	EPA 3005A	1,6020B	AM

Project Name: TROY MILLS LANDFILL SUPERFUND
Lab Number: L2016760
Project Number: 04.0190987.09
Report Date: 04/29/20

SAMPLE RESULTS

Lab ID: L2016760-04
Client ID: TRY_MW-104D
Sample Location: TROY, NH
Date Collected: 04/21/20 13:10
Date Received: 04/22/20
Field Prep: Not Specified

Sample Depth:
Matrix: Water

Parameter	Result	Qualifier	Units	RL	MDL	Dilution Factor	Date Prepared	Date Analyzed	Prep Method	Analytical Method	Analyst
Total Metals - Mansfield Lab											
Arsenic, Total	0.00104		mg/l	0.00050	--	1	04/23/20 15:11	04/28/20 15:03	EPA 3005A	1,6020B	AM
Manganese, Total	0.3064		mg/l	0.00100	--	1	04/23/20 15:11	04/28/20 15:03	EPA 3005A	1,6020B	AM

Project Name: TROY MILLS LANDFILL SUPERFUND **Lab Number:** L2016760

Project Number: 04.0190987.09 **Report Date:** 04/29/20

Method Blank Analysis
Batch Quality Control

Parameter	Result	Qualifier	Units	RL	MDL	Dilution Factor	Date Prepared	Date Analyzed	Analytical Method	Analyst
Total Metals - Mansfield Lab for sample(s): 02-04 Batch: WG1363898-1										
Arsenic, Total	ND		mg/l	0.00050	--	1	04/23/20 15:11	04/28/20 13:14	1,6020B	AM
Manganese, Total	ND		mg/l	0.00100	--	1	04/23/20 15:11	04/28/20 13:14	1,6020B	AM

Prep Information

Digestion Method: EPA 3005A

Lab Control Sample Analysis

Batch Quality Control

Project Name: TROY MILLS LANDFILL SUPERFUND

Project Number: 04.0190987.09

Lab Number: L2016760

Report Date: 04/29/20

Parameter	LCS %Recovery	Qual	LCSD %Recovery	Qual	%Recovery Limits	RPD	Qual	RPD Limits
Total Metals - Mansfield Lab Associated sample(s): 02-04 Batch: WG1363898-2								
Arsenic, Total	106		-		80-120	-		
Manganese, Total	98		-		80-120	-		

Matrix Spike Analysis
Batch Quality Control

Project Name: TROY MILLS LANDFILL SUPERFUND
Project Number: 04.0190987.09

Lab Number: L2016760
Report Date: 04/29/20

Parameter	Native Sample	MS Added	MS Found	MS %Recovery	Qual	MSD Found	MSD %Recovery	Qual	Recovery Limits	RPD	Qual	RPD Limits
Total Metals - Mansfield Lab Associated sample(s): 02-04 QC Batch ID: WG1363898-3 WG1363898-4 QC Sample: L2016777-07 Client ID: MS Sample												
Arsenic, Total	0.00117	0.12	0.1360	112		0.1306	108		75-125	4		20
Manganese, Total	0.0087	0.5	0.5057	99		0.5181	102		75-125	2		20

Project Name: TROY MILLS LANDFILL SUPERFUND
Project Number: 04.0190987.09

Lab Number: L2016760
Report Date: 04/29/20

Sample Receipt and Container Information

Were project specific reporting limits specified? YES

Cooler Information

Cooler	Custody Seal
B	Absent

Container Information

Container ID	Container Type	Cooler	Initial pH	Final pH	Temp deg C	Pres	Seal	Frozen Date/Time	Analysis(*)
L2016760-01A	Vial HCl preserved	B	NA		3.7	Y	Absent		8260-NH(14)
L2016760-02A	Vial HCl preserved	B	NA		3.7	Y	Absent		8260-NH(14)
L2016760-02B	Vial HCl preserved	B	NA		3.7	Y	Absent		8260-NH(14)
L2016760-02C	Vial HCl preserved	B	NA		3.7	Y	Absent		8260-NH(14)
L2016760-02D	Plastic 250ml HNO3 preserved	B	<2	<2	3.7	Y	Absent		MN-6020T(180),AS-6020T(180)
L2016760-02E	Amber 250ml unpreserved	B	7	7	3.7	Y	Absent		8270TCL-LVI(7),8270TCL-SIM-LVI(7)
L2016760-02F	Amber 250ml unpreserved	B	7	7	3.7	Y	Absent		8270TCL-LVI(7),8270TCL-SIM-LVI(7)
L2016760-02G	Amber 250ml unpreserved	B	7	7	3.7	Y	Absent		A2-14-DIOXANESIM-PPB(7)
L2016760-02H	Amber 250ml unpreserved	B	7	7	3.7	Y	Absent		A2-14-DIOXANESIM-PPB(7)
L2016760-03A	Vial HCl preserved	B	NA		3.7	Y	Absent		8260-NH(14)
L2016760-03B	Vial HCl preserved	B	NA		3.7	Y	Absent		8260-NH(14)
L2016760-03C	Vial HCl preserved	B	NA		3.7	Y	Absent		8260-NH(14)
L2016760-03D	Plastic 250ml HNO3 preserved	B	<2	<2	3.7	Y	Absent		MN-6020T(180),AS-6020T(180)
L2016760-03E	Amber 250ml unpreserved	B	7	7	3.7	Y	Absent		8270TCL-LVI(7),8270TCL-SIM-LVI(7)
L2016760-03F	Amber 250ml unpreserved	B	7	7	3.7	Y	Absent		8270TCL-LVI(7),8270TCL-SIM-LVI(7)
L2016760-03G	Amber 250ml unpreserved	B	7	7	3.7	Y	Absent		A2-14-DIOXANESIM-PPB(7)
L2016760-03H	Amber 250ml unpreserved	B	7	7	3.7	Y	Absent		A2-14-DIOXANESIM-PPB(7)
L2016760-04A	Vial HCl preserved	B	NA		3.7	Y	Absent		8260-NH(14)
L2016760-04B	Vial HCl preserved	B	NA		3.7	Y	Absent		8260-NH(14)
L2016760-04C	Vial HCl preserved	B	NA		3.7	Y	Absent		8260-NH(14)
L2016760-04D	Plastic 250ml HNO3 preserved	B	<2	<2	3.7	Y	Absent		MN-6020T(180),AS-6020T(180)
L2016760-04E	Amber 250ml unpreserved	B	7	7	3.7	Y	Absent		8270TCL-LVI(7),8270TCL-SIM-LVI(7)
L2016760-04F	Amber 250ml unpreserved	B	7	7	3.7	Y	Absent		8270TCL-LVI(7),8270TCL-SIM-LVI(7)

*Values in parentheses indicate holding time in days

Project Name: TROY MILLS LANDFILL SUPERFUND
Project Number: 04.0190987.09

Lab Number: L2016760
Report Date: 04/29/20

Container Information

Container ID	Container Type	Cooler	Initial pH	Final pH	Temp deg C	Pres	Seal	Frozen Date/Time	Analysis(*)
L2016760-04G	Amber 250ml unpreserved	B	7	7	3.7	Y	Absent		A2-14-DIOXANESIM-PPB(7)
L2016760-04H	Amber 250ml unpreserved	B	7	7	3.7	Y	Absent		A2-14-DIOXANESIM-PPB(7)

*Values in parentheses indicate holding time in days

Project Name:	TROY MILLS LANDFILL SUPERFUND	**Lab Number:**	L2016760
Project Number:	04.0190987.09	**Report Date:**	04/29/20

GLOSSARY

Acronyms

DL - Detection Limit: This value represents the level to which target analyte concentrations are reported as estimated values, when those target analyte concentrations are quantified below the limit of quantitation (LOQ). The DL includes any adjustments from dilutions, concentrations or moisture content, where applicable. (DoD report formats only.)

EDL - Estimated Detection Limit: This value represents the level to which target analyte concentrations are reported as estimated values, when those target analyte concentrations are quantified below the reporting limit (RL). The EDL includes any adjustments from dilutions, concentrations or moisture content, where applicable. The use of EDLs is specific to the analysis of PAHs using Solid-Phase Microextraction (SPME).

EMPC - Estimated Maximum Possible Concentration: The concentration that results from the signal present at the retention time of an analyte when the ions meet all of the identification criteria except the ion abundance ratio criteria. An EMPC is a worst-case estimate of the concentration.

EPA - Environmental Protection Agency.

LCS - Laboratory Control Sample: A sample matrix, free from the analytes of interest, spiked with verified known amounts of analytes or a material containing known and verified amounts of analytes.

LCSD - Laboratory Control Sample Duplicate: Refer to LCS.

LFB - Laboratory Fortified Blank: A sample matrix, free from the analytes of interest, spiked with verified known amounts of analytes or a material containing known and verified amounts of analytes.

LOD - Limit of Detection: This value represents the level to which a target analyte can reliably be detected for a specific analyte in a specific matrix by a specific method. The LOD includes any adjustments from dilutions, concentrations or moisture content, where applicable. (DoD report formats only.)

LOQ - Limit of Quantitation: The value at which an instrument can accurately measure an analyte at a specific concentration. The LOQ includes any adjustments from dilutions, concentrations or moisture content, where applicable. (DoD report formats only.)

Limit of Quantitation: The value at which an instrument can accurately measure an analyte at a specific concentration. The LOQ includes any adjustments from dilutions, concentrations or moisture content, where applicable. (DoD report formats only.)

MDL - Method Detection Limit: This value represents the level to which target analyte concentrations are reported as estimated values, when those target analyte concentrations are quantified below the reporting limit (RL). The MDL includes any adjustments from dilutions, concentrations or moisture content, where applicable.

MS - Matrix Spike Sample: A sample prepared by adding a known mass of target analyte to a specified amount of matrix sample for which an independent estimate of target analyte concentration is available. For Method 332.0, the spike recovery is calculated using the native concentration, including estimated values.

MSD - Matrix Spike Sample Duplicate: Refer to MS.

NA - Not Applicable.

NC - Not Calculated: Term is utilized when one or more of the results utilized in the calculation are non-detect at the parameter's reporting unit.

NDPA/DPA - N-Nitrosodiphenylamine/Diphenylamine.

NI - Not Ignitable.

NP - Non-Plastic: Term is utilized for the analysis of Atterberg Limits in soil.

RL - Reporting Limit: The value at which an instrument can accurately measure an analyte at a specific concentration. The RL includes any adjustments from dilutions, concentrations or moisture content, where applicable.

RPD - Relative Percent Difference: The results from matrix and/or matrix spike duplicates are primarily designed to assess the precision of analytical results in a given matrix and are expressed as relative percent difference (RPD). Values which are less than five times the reporting limit for any individual parameter are evaluated by utilizing the absolute difference between the values; although the RPD value will be provided in the report.

SRM - Standard Reference Material: A reference sample of a known or certified value that is of the same or similar matrix as the associated field samples.

STLP - Semi-dynamic Tank Leaching Procedure per EPA Method 1315.

TEF - Toxic Equivalency Factors: The values assigned to each dioxin and furan to evaluate their toxicity relative to 2,3,7,8-TCDD.

TEQ - Toxic Equivalent: The measure of a sample's toxicity derived by multiplying each dioxin and furan by its corresponding TEF and then summing the resulting values.

TIC - Tentatively Identified Compound: A compound that has been identified to be present and is not part of the target compound list (TCL) for the method and/or program. All TICs are qualitatively identified and reported as estimated concentrations.

Footnotes

Report Format: Data Usability Report

Project Name:	TROY MILLS LANDFILL SUPERFUND	**Lab Number:**	L2016760
Project Number:	04.0190987.09	**Report Date:**	04/29/20

1 - The reference for this analyte should be considered modified since this analyte is absent from the target analyte list of the original method.

Terms

Analytical Method: Both the document from which the method originates and the analytical reference method. (Example: EPA 8260B is shown as 1,8260B.) The codes for the reference method documents are provided in the References section of the Addendum.

Difference: With respect to Total Oxidizable Precursor (TOP) Assay analysis, the difference is defined as the Post-Treatment value minus the Pre-Treatment value.

Final pH: As it pertains to Sample Receipt & Container Information section of the report, Final pH reflects pH of container determined after adjustment at the laboratory, if applicable. If no adjustment required, value reflects Initial pH.

Frozen Date/Time: With respect to Volatile Organics in soil, Frozen Date/Time reflects the date/time at which associated Reagent Water-preserved vials were initially frozen. Note: If frozen date/time is beyond 48 hours from sample collection, value will be reflected in 'bold'.

Initial pH: As it pertains to Sample Receipt & Container Information section of the report, Initial pH reflects pH of container determined upon receipt, if applicable.

PAH Total: With respect to Alkylated PAH analyses, the 'PAHs, Total' result is defined as the summation of results for all or a subset of the following compounds: Naphthalene, C1-C4 Naphthalenes, 2-Methylnaphthalene, 1-Methylnaphthalene, Biphenyl, Acenaphthylene, Acenaphthene, Fluorene, C1-C3 Fluorenes, Phenanthrene, C1-C4 Phenanthrenes/Anthracenes, Anthracene, Fluoranthene, Pyrene, C1-C4 Fluoranthenes/Pyrenes, Benz(a)anthracene, Chrysene, C1-C4 Chrysenes, Benzo(b)fluoranthene, Benzo(j)+(k)fluoranthene, Benzo(e)pyrene, Benzo(a)pyrene, Perylene, Indeno(1,2,3-cd)pyrene, Dibenz(ah)+(ac)anthracene, Benzo(g,h,i)perylene. If a 'Total' result is requested, the results of its individual components will also be reported.

PFAS Total: With respect to PFAS analyses, the 'PFAS, Total (5)' result is defined as the summation of results for: PFHpA, PFHxS, PFOA, PFNA and PFOS. If a 'Total' result is requested, the results of its individual components will also be reported.

The target compound Chlordane (CAS No. 57-74-9) is reported for GC ECD analyses. Per EPA,this compound "refers to a mixture of chlordane isomers, other chlorinated hydrocarbons and numerous other components." (Reference: USEPA Toxicological Review of Chlordane, In Support of Summary Information on the Integrated Risk Information System (IRIS), December 1997.)

Total: With respect to Organic analyses, a 'Total' result is defined as the summation of results for individual isomers or Aroclors. If a 'Total' result is requested, the results of its individual components will also be reported. This is applicable to 'Total' results for methods 8260, 8081 and 8082.

Data Qualifiers

A - Spectra identified as "Aldol Condensates" are byproducts of the extraction/concentration procedures when acetone is introduced in the process.

B - The analyte was detected above the reporting limit in the associated method blank. Flag only applies to associated field samples that have detectable concentrations of the analyte at less than ten times (10x) the concentration found in the blank. For MCP-related projects, flag only applies to associated field samples that have detectable concentrations of the analyte at less than ten times (10x) the concentration found in the blank. For DOD-related projects, flag only applies to associated field samples that have detectable concentrations of the analyte at less than ten times (10x) the concentration found in the blank AND the analyte was detected above one-half the reporting limit (or above the reporting limit for common lab contaminants) in the associated method blank. For NJ-Air-related projects, flag only applies to associated field samples that have detectable concentrations of the analyte above the reporting limit. For NJ-related projects (excluding Air), flag only applies to associated field samples that have detectable concentrations of the analyte, which was detected above the reporting limit in the associated method blank or above five times the reporting limit for common lab contaminants (Phthalates, Acetone, Methylene Chloride, 2-Butanone).

C - Co-elution: The target analyte co-elutes with a known lab standard (i.e. surrogate, internal standards, etc.) for co-extracted analyses.

D - Concentration of analyte was quantified from diluted analysis. Flag only applies to field samples that have detectable concentrations of the analyte.

E - Concentration of analyte exceeds the range of the calibration curve and/or linear range of the instrument.

G - The concentration may be biased high due to matrix interferences (i.e, co-elution) with non-target compound(s). The result should be considered estimated.

H - The analysis of pH was performed beyond the regulatory-required holding time of 15 minutes from the time of sample collection.

I - The lower value for the two columns has been reported due to obvious interference.

J - Estimated value. This represents an estimated concentration for Tentatively Identified Compounds (TICs).

M - Reporting Limit (RL) exceeds the MCP CAM Reporting Limit for this analyte.

ND - Not detected at the reporting limit (RL) for the sample.

NJ - Presumptive evidence of compound. This represents an estimated concentration for Tentatively Identified Compounds (TICs), where the identification is based on a mass spectral library search.

P - The RPD between the results for the two columns exceeds the method-specified criteria.

Q - The quality control sample exceeds the associated acceptance criteria. For DOD-related projects, LCS and/or Continuing Calibration Standard exceedences are also qualified on all associated sample results. Note: This flag is not applicable for matrix spike recoveries when the sample concentration is greater than 4x the spike added or for batch duplicate RPD when the sample concentrations are less

Report Format: Data Usability Report

Project Name:	TROY MILLS LANDFILL SUPERFUND	**Lab Number:**	L2016760
Project Number:	04.0190987.09	**Report Date:**	04/29/20

Data Qualifiers

than 5x the RL. (Metals only.)

R - Analytical results are from sample re-analysis.

RE - Analytical results are from sample re-extraction.

S - Analytical results are from modified screening analysis.

Report Format: Data Usability Report

REFERENCES

1 Test Methods for Evaluating Solid Waste: Physical/Chemical Methods. EPA SW-846. Third Edition. Updates I - IV, 2007.

LIMITATION OF LIABILITIES

Alpha Analytical performs services with reasonable care and diligence normal to the analytical testing laboratory industry. In the event of an error, the sole and exclusive responsibility of Alpha Analytical shall be to re-perform the work at it's own expense. In no event shall Alpha Analytical be held liable for any incidental, consequential or special damages, including but not limited to, damages in any way connected with the use of, interpretation of, information or analysis provided by Alpha Analytical.

We strongly urge our clients to comply with EPA protocol regarding sample volume, preservation, cooling, containers, sampling procedures, holding time and splitting of samples in the field.

Certification Information

The following analytes are not included in our Primary NELAP Scope of Accreditation:

Westborough Facility
EPA 624/624.1: m/p-xylene, o-xylene, Naphthalene
EPA 8260C: NPW: 1,2,4,5-Tetramethylbenzene; 4-Ethyltoluene, Azobenzene; SCM: Iodomethane (methyl iodide), 1,2,4,5-Tetramethylbenzene; 4-Ethyltoluene.
EPA 8270D: NPW: Dimethylnaphthalene,1,4-Diphenylhydrazine; SCM: Dimethylnaphthalene,1,4-Diphenylhydrazine.
SM4500: NPW: Amenable Cyanide; SCM: Total Phosphorus, TKN, NO2, NO3.

Mansfield Facility
SM 2540D: TSS
EPA 8082A: NPW: PCB: 1, 5, 31, 87,101, 110, 141, 151, 153, 180, 183, 187.
EPA TO-15: Halothane, 2,4,4-Trimethyl-2-pentene, 2,4,4-Trimethyl-1-pentene, Thiophene, 2-Methylthiophene, 3-Methylthiophene, 2-Ethylthiophene, 1,2,3-Trimethylbenzene, Indan, Indene, 1,2,4,5-Tetramethylbenzene, Benzothiophene, 1-Methylnaphthalene.
EPA TO-12 Non-methane organics
EPA 3C Fixed gases
Biological Tissue Matrix: EPA 3050B

The following analytes are included in our Massachusetts DEP Scope of Accreditation

Westborough Facility:

Drinking Water
EPA 300.0: Chloride, Nitrate-N, Fluoride, Sulfate; **EPA 353.2**: Nitrate-N, Nitrite-N; **SM4500NO3-F**: Nitrate-N, Nitrite-N; **SM4500F-C, SM4500CN-CE, EPA 180.1, SM2130B, SM4500Cl-D, SM2320B, SM2540C, SM4500H-B, SM4500NO2-B**
EPA 332: Perchlorate; **EPA 524.2:** THMs and VOCs; **EPA 504.1:** EDB, DBCP.
Microbiology: **SM9215B; SM9223-P/A, SM9223B-Colilert-QT,SM9222D**.

Non-Potable Water
SM4500H,B, EPA 120.1, SM2510B, SM2540C, SM2320B, SM4500CL-E, SM4500F-BC, SM4500NH3-BH: Ammonia-N and Kjeldahl-N, **EPA 350.1**: Ammonia-N, **LACHAT 10-107-06-1-B**: Ammonia-N, **EPA 351.1, SM4500NO3-F, EPA 353.2**: Nitrate-N**, SM4500P-E, SM4500P-B, E, SM4500SO4-E, SM5220D, EPA 410.4, SM5210B, SM5310C, SM4500CL-D, EPA 1664, EPA 420.1, SM4500-CN-CE, SM2540D, EPA 300: Chloride, Sulfate, Nitrate.**
EPA 624.1: Volatile Halocarbons & Aromatics,
EPA 608.3: Chlordane, Toxaphene, Aldrin, alpha-BHC, beta-BHC, gamma-BHC, delta-BHC, Dieldrin, DDD, DDE, DDT, Endosulfan I, Endosulfan II, Endosulfan sulfate, Endrin, Endrin Aldehyde, Heptachlor, Heptachlor Epoxide, PCBs
EPA 625.1: SVOC (Acid/Base/Neutral Extractables), **EPA 600/4-81-045**: PCB-Oil.
Microbiology: **SM9223B-Colilert-QT; Enterolert-QT, SM9221E, EPA 1600, EPA 1603.**

Mansfield Facility:

Drinking Water
EPA 200.7: Al, Ba, Cd, Cr, Cu, Fe, Mn, Ni, Na, Ag, Ca, Zn. **EPA 200.8:** Al, Sb, As, Ba, Be, Cd, Cr, Cu, Pb, Mn, Ni, Se, Ag, TL, Zn. **EPA 245.1** Hg.
EPA 522.

Non-Potable Water
EPA 200.7: Al, Sb, As, Be, Cd, Ca, Cr, Co, Cu, Fe, Pb, Mg, Mn, Mo, Ni, K, Se, Ag, Na, Sr, TL, Ti, V, Zn.
EPA 200.8: Al, Sb**,** As, Be, Cd, Cr, Cu, Fe, Pb, Mn, Ni, K, Se, Ag, Na, TL, Zn.
EPA 245.1 Hg.
SM2340B

For a complete listing of analytes and methods, please contact your Alpha Project Manager.

CHAIN OF CUSTODY

PAGE 1 OF 1

Date Rec'd in Lab: 4/22/20

ALPHA Job #: L2016760

Westborough, MA TEL: 508-898-9220 FAX: 508-898-9193
Mansfield, MA TEL: 508-822-9300 FAX: 508-822-3288

Project Information

Project Name: Troy Mills Landfill Superfund

Project Location: Troy, NH

Project #: 04.0190987.09

Project Manager: Michael Summerlin

ALPHA Quote #: NH DES Contract No. 1069635

Client Information

Client: NHDES

Address: 29 Hazen Drive

Concord, NH 03302

Phone: 603-271-3649

Fax:

Email: michael.summerlinjr@des.nh.gov

☐ These samples have been Previously analyzed by Alpha

Turn-Around Time

☒ Standard ☐ Rush (ONLY IF PRE-APPROVED)

Due Date: Time:

Report Information Data Deliverables

☐ FAX ☒ EMAIL

☒ ADEx ☐ Add'l Deliverables

Billing Information

☒ Same as Client info PO #: 2589-00"T"

Regulatory Requirements/Report Limits

State/Fed Program	Criteria
NHDES	Sampling and Analysis Plan limits

Other Project Specific Requirements/Comments/Detection Limits:

Please also email login receipts and lab reports to tanya.justham@gza.com
Please provide excel files formatted for upload to the NHDES EMD and for GZA EQUIS upload.

ANALYSIS

SAMPLE HANDLING
Filtration
☐ Done
☒ Not Needed
☐ Lab to do
Preservation
☐ Lab to do
(Please specify below)

ALPHA Lab ID (Lab Use Only)	Sample ID	Collection Date	Collection Time	Sample Matrix	Sampler's Initials	VOCs 8260 NHDES List	SVOCs (Acid/base/neutrals)	1,4-dioxane	Total metals (arsenic & manganese)	Hardness								Sample Specific Comments	TOTAL # BOTTLES
16760-01	TRIP BLANK	4/21/2020	0800	AQ	MJB	☒	☐	☐	☐	☐	☐	☐	☐	☐	☐	☐	☐		1
-02	TRY_MW-701	4/21/2020	1135	AQ	MJB	☑	☑	☑	☑	☐	☐	☐	☐	☐	☐	☐	☐		8
-03	TRY_MW-508X	4/21/2020	1450	AQ	MJB	☑	☑	☑	☑	☐	☐	☐	☐	☐	☐	☐	☐		8
-04	TRY_MW-104D	4/21/2020	1310	AQ	AF	☑	☑	☑	☑	☐	☐	☐	☐	☐	☐	☐	☐		8
						☐	☐	☐	☐	☐	☐	☐	☐	☐	☐	☐	☐		
						☐	☐	☐	☐	☐	☐	☐	☐	☐	☐	☐	☐		
						☐	☐	☐	☐	☐	☐	☐	☐	☐	☐	☐	☐		
						☐	☐	☐	☐	☐	☐	☐	☐	☐	☐	☐	☐		
						☐	☐	☐	☐	☐	☐	☐	☐	☐	☐	☐	☐		
						☐	☐	☐	☐	☐	☐	☐	☐	☐	☐	☐	☐		

Container Type	V	A	A	P	P	-	-	-	-	-	-	-		
Preservative	B	A	A	C	C	-	-	-	-	-	-	-		

Relinquished By:	Date/Time	Received By:	Date/Time
	4/22/2020 0345		4/22/2020 0345
Jennifer Clark	4/22/2020 10:30		4/22/20 1450
	4/22/20 1970		4/22/2019 20

Please print clearly, legibly and completely. Samples can not be logged in and turnaround time clock will not start until any ambiguities are resolved. All samples submitted are subject to Alpha's Payment Terms.

FORM NO. 01-01(I-NJ) (rev. 5-JAN-18)

ANALYTICAL REPORT

Lab Number:	L2016764
Client:	GZA GeoEnvironmental, Inc. / NHDES PO Box 95 29 Hazen Drive Concord, NH 03302-0095
ATTN:	Michael Summerlin
Phone:	(603) 271-3649
Project Name:	TROY MILLS LANDFILL SUPERFUND
Project Number:	04.0190987.09
Report Date:	04/29/20

The original project report/data package is held by Alpha Analytical. This report/data package is paginated and should be reproduced only in its entirety. Alpha Analytical holds no responsibility for results and/or data that are not consistent with the original.

Certifications & Approvals: MA (M-MA086), NH NELAP (2064), CT (PH-0574), IL (200077), ME (MA00086), MD (348), NJ (MA935), NY (11148), NC (25700/666), PA (68-03671), RI (LAO00065), TX (T104704476), VT (VT-0935), VA (460195), USDA (Permit #P330-17-00196).

Eight Walkup Drive, Westborough, MA 01581-1019
508-898-9220 (Fax) 508-898-9193 800-624-9220 - www.alphalab.com

Project Name: TROY MILLS LANDFILL SUPERFUND
Project Number: 04.0190987.09

Lab Number: L2016764
Report Date: 04/29/20

Alpha Sample ID	Client ID	Matrix	Sample Location	Collection Date/Time	Receive Date
L2016764-01	TRIP BLANK	WATER	TROY, NH	04/21/20 08:00	04/22/20
L2016764-02	TRY_MW-105S	WATER	TROY, NH	04/21/20 11:25	04/22/20
L2016764-03	TRY_MW-105D	WATER	TROY, NH	04/21/20 14:20	04/22/20

Project Name:	TROY MILLS LANDFILL SUPERFUND	**Lab Number:**	L2016764
Project Number:	04.0190987.09	**Report Date:**	04/29/20

Case Narrative

The samples were received in accordance with the Chain of Custody and no significant deviations were encountered during the preparation or analysis unless otherwise noted. Sample Receipt, Container Information, and the Chain of Custody are located at the back of the report.

Results contained within this report relate only to the samples submitted under this Alpha Lab Number and meet NELAP requirements for all NELAP accredited parameters unless otherwise noted in the following narrative. The data presented in this report is organized by parameter (i.e. VOC, SVOC, etc.). Sample specific Quality Control data (i.e. Surrogate Spike Recovery) is reported at the end of the target analyte list for each individual sample, followed by the Laboratory Batch Quality Control at the end of each parameter. Tentatively Identified Compounds (TICs), if requested, are reported for compounds identified to be present and are not part of the method/program Target Compound List, even if only a subset of the TCL are being reported. If a sample was re-analyzed or re-extracted due to a required quality control corrective action and if both sets of data are reported, the Laboratory ID of the re-analysis or re-extraction is designated with an "R" or "RE", respectively.

When multiple Batch Quality Control elements are reported (e.g. more than one LCS), the associated samples for each element are noted in the grey shaded header line of each data table. Any Laboratory Batch, Sample Specific % recovery or RPD value that is outside the listed Acceptance Criteria is bolded in the report. In reference to questions H (CAM) or 4 (RCP) when "NO" is checked, the performance criteria for CAM and RCP methods allow for some quality control failures to occur and still be within method compliance. In these instances, the specific failure is not narrated but noted in the associated QC Outlier Summary Report, located directly after the Case Narrative. QC information is also incorporated in the Data Usability Assessment table (Format 11) of our Data Merger tool, where it can be reviewed in conjunction with the sample result, associated regulatory criteria and any associated data usability implications.

Soil/sediments, solids and tissues are reported on a dry weight basis unless otherwise noted. Definitions of all data qualifiers and acronyms used in this report are provided in the Glossary located at the back of the report.

HOLD POLICY - For samples submitted on hold, Alpha's policy is to hold samples (with the exception of Air canisters) free of charge for 21 calendar days from the date the project is completed. After 21 calendar days, we will dispose of all samples submitted including those put on hold unless you have contacted your Alpha Project Manager and made arrangements for Alpha to continue to hold the samples. Air canisters will be disposed after 3 business days from the date the project is completed.

Please contact Project Management at 800-624-9220 with any questions.

Project Name:	TROY MILLS LANDFILL SUPERFUND	**Lab Number:**	L2016764
Project Number:	04.0190987.09	**Report Date:**	04/29/20

Case Narrative (continued)

Semivolatile Organics

The WG1364446-2/-3 LCS/LCSD recoveries, associated with L2016764-02 and -03, are below the acceptance criteria for benzidine (4%/5%) and benzoic acid (0%/0%); however, they have been identified as "difficult" analytes. The results of the associated samples are reported.

I, the undersigned, attest under the pains and penalties of perjury that, to the best of my knowledge and belief and based upon my personal inquiry of those responsible for providing the information contained in this analytical report, such information is accurate and complete. This certificate of analysis is not complete unless this page accompanies any and all pages of this report.

Authorized Signature: Jennifer L Clements

Title: Technical Director/Representative Date: 04/29/20

ORGANICS

VOLATILES

Project Name: TROY MILLS LANDFILL SUPERFUND **Lab Number:** L2016764

Project Number: 04.0190987.09 **Report Date:** 04/29/20

SAMPLE RESULTS

Lab ID: L2016764-01 Date Collected: 04/21/20 08:00
Client ID: TRIP BLANK Date Received: 04/22/20
Sample Location: TROY, NH Field Prep: Not Specified

Sample Depth:
Matrix: Water
Analytical Method: 1,8260C
Analytical Date: 04/27/20 09:08
Analyst: NLK

Parameter	Result	Qualifier	Units	RL	MDL	Dilution Factor
Volatile Organics by GC/MS - Westborough Lab						
Methylene chloride	ND		ug/l	3.0	--	1
1,1-Dichloroethane	ND		ug/l	0.75	--	1
Chloroform	ND		ug/l	0.75	--	1
Carbon tetrachloride	ND		ug/l	0.50	--	1
1,2-Dichloropropane	ND		ug/l	1.8	--	1
Dibromochloromethane	ND		ug/l	0.50	--	1
1,1,2-Trichloroethane	ND		ug/l	0.75	--	1
Tetrachloroethene	ND		ug/l	0.50	--	1
Chlorobenzene	ND		ug/l	0.50	--	1
Trichlorofluoromethane	ND		ug/l	2.5	--	1
1,2-Dichloroethane	ND		ug/l	0.50	--	1
1,1,1-Trichloroethane	ND		ug/l	0.50	--	1
Bromodichloromethane	ND		ug/l	0.50	--	1
trans-1,3-Dichloropropene	ND		ug/l	0.50	--	1
cis-1,3-Dichloropropene	ND		ug/l	0.50	--	1
1,3-Dichloropropene, Total	ND		ug/l	0.50	--	1
1,1-Dichloropropene	ND		ug/l	2.5	--	1
Bromoform	ND		ug/l	2.0	--	1
1,1,2,2-Tetrachloroethane	ND		ug/l	0.50	--	1
Benzene	ND		ug/l	0.50	--	1
Toluene	ND		ug/l	0.75	--	1
Ethylbenzene	ND		ug/l	0.50	--	1
Chloromethane	ND		ug/l	2.5	--	1
Bromomethane	ND		ug/l	1.0	--	1
Vinyl chloride	ND		ug/l	1.0	--	1
Chloroethane	ND		ug/l	1.0	--	1
1,1-Dichloroethene	ND		ug/l	0.50	--	1
trans-1,2-Dichloroethene	ND		ug/l	0.75	--	1

Project Name: TROY MILLS LANDFILL SUPERFUND **Lab Number:** L2016764

Project Number: 04.0190987.09 **Report Date:** 04/29/20

SAMPLE RESULTS

Lab ID: L2016764-01 Date Collected: 04/21/20 08:00

Client ID: TRIP BLANK Date Received: 04/22/20

Sample Location: TROY, NH Field Prep: Not Specified

Sample Depth:

Parameter	Result	Qualifier	Units	RL	MDL	Dilution Factor
Volatile Organics by GC/MS - Westborough Lab						
1,2-Dichloroethene, Total	ND		ug/l	0.50	--	1
Trichloroethene	ND		ug/l	0.50	--	1
1,2-Dichlorobenzene	ND		ug/l	2.5	--	1
1,3-Dichlorobenzene	ND		ug/l	2.5	--	1
1,4-Dichlorobenzene	ND		ug/l	2.5	--	1
Methyl tert butyl ether	ND		ug/l	1.0	--	1
p/m-Xylene	ND		ug/l	1.0	--	1
o-Xylene	ND		ug/l	1.0	--	1
Xylenes, Total	ND		ug/l	1.0	--	1
cis-1,2-Dichloroethene	ND		ug/l	0.50	--	1
Dibromomethane	ND		ug/l	5.0	--	1
1,2,3-Trichloropropane	ND		ug/l	5.0	--	1
Styrene	ND		ug/l	1.0	--	1
Dichlorodifluoromethane	ND		ug/l	5.0	--	1
Acetone	ND		ug/l	5.0	--	1
Carbon disulfide	ND		ug/l	5.0	--	1
2-Butanone	ND		ug/l	5.0	--	1
4-Methyl-2-pentanone	ND		ug/l	5.0	--	1
2-Hexanone	ND		ug/l	5.0	--	1
Bromochloromethane	ND		ug/l	2.5	--	1
Tetrahydrofuran	ND		ug/l	5.0	--	1
2,2-Dichloropropane	ND		ug/l	2.5	--	1
1,2-Dibromoethane	ND		ug/l	2.0	--	1
1,1,1,2-Tetrachloroethane	ND		ug/l	0.50	--	1
Bromobenzene	ND		ug/l	2.5	--	1
n-Butylbenzene	ND		ug/l	0.50	--	1
sec-Butylbenzene	ND		ug/l	0.50	--	1
tert-Butylbenzene	ND		ug/l	2.5	--	1
o-Chlorotoluene	ND		ug/l	2.5	--	1
p-Chlorotoluene	ND		ug/l	2.5	--	1
1,2-Dibromo-3-chloropropane	ND		ug/l	2.5	--	1
Hexachlorobutadiene	ND		ug/l	0.50	--	1
Isopropylbenzene	ND		ug/l	0.50	--	1
p-Isopropyltoluene	ND		ug/l	0.50	--	1
Naphthalene	ND		ug/l	2.5	--	1
n-Propylbenzene	ND		ug/l	0.50	--	1
1,2,3-Trichlorobenzene	ND		ug/l	2.5	--	1

Project Name: TROY MILLS LANDFILL SUPERFUND **Lab Number:** L2016764

Project Number: 04.0190987.09 **Report Date:** 04/29/20

SAMPLE RESULTS

Lab ID: L2016764-01 Date Collected: 04/21/20 08:00

Client ID: TRIP BLANK Date Received: 04/22/20

Sample Location: TROY, NH Field Prep: Not Specified

Sample Depth:

Parameter	Result	Qualifier	Units	RL	MDL	Dilution Factor
Volatile Organics by GC/MS - Westborough Lab						
1,2,4-Trichlorobenzene	ND		ug/l	2.5	--	1
1,3,5-Trimethylbenzene	ND		ug/l	2.5	--	1
1,3,5-Trichlorobenzene	ND		ug/l	2.0	--	1
1,2,4-Trimethylbenzene	ND		ug/l	2.5	--	1
Ethyl ether	ND		ug/l	2.5	--	1
Isopropyl Ether	ND		ug/l	2.0	--	1
Tert-Butyl Alcohol	ND		ug/l	10	--	1
Ethyl-Tert-Butyl-Ether	ND		ug/l	2.0	--	1
Tertiary-Amyl Methyl Ether	ND		ug/l	2.0	--	1
1,4-Dioxane	ND		ug/l	250	--	1

Surrogate	% Recovery	Qualifier	Acceptance Criteria
1,2-Dichloroethane-d4	99		70-130
Toluene-d8	99		70-130
4-Bromofluorobenzene	98		70-130
Dibromofluoromethane	101		70-130

Project Name: TROY MILLS LANDFILL SUPERFUND **Lab Number:** L2016764

Project Number: 04.0190987.09 **Report Date:** 04/29/20

SAMPLE RESULTS

Lab ID: L2016764-02
Client ID: TRY_MW-105S
Sample Location: TROY, NH

Date Collected: 04/21/20 11:25
Date Received: 04/22/20
Field Prep: Not Specified

Sample Depth:
Matrix: Water
Analytical Method: 1,8260C
Analytical Date: 04/27/20 09:30
Analyst: NLK

Parameter	Result	Qualifier	Units	RL	MDL	Dilution Factor
Volatile Organics by GC/MS - Westborough Lab						
Methylene chloride	ND		ug/l	3.0	--	1
1,1-Dichloroethane	ND		ug/l	0.75	--	1
Chloroform	ND		ug/l	0.75	--	1
Carbon tetrachloride	ND		ug/l	0.50	--	1
1,2-Dichloropropane	ND		ug/l	1.8	--	1
Dibromochloromethane	ND		ug/l	0.50	--	1
1,1,2-Trichloroethane	ND		ug/l	0.75	--	1
Tetrachloroethene	ND		ug/l	0.50	--	1
Chlorobenzene	ND		ug/l	0.50	--	1
Trichlorofluoromethane	ND		ug/l	2.5	--	1
1,2-Dichloroethane	ND		ug/l	0.50	--	1
1,1,1-Trichloroethane	ND		ug/l	0.50	--	1
Bromodichloromethane	ND		ug/l	0.50	--	1
trans-1,3-Dichloropropene	ND		ug/l	0.50	--	1
cis-1,3-Dichloropropene	ND		ug/l	0.50	--	1
1,3-Dichloropropene, Total	ND		ug/l	0.50	--	1
1,1-Dichloropropene	ND		ug/l	2.5	--	1
Bromoform	ND		ug/l	2.0	--	1
1,1,2,2-Tetrachloroethane	ND		ug/l	0.50	--	1
Benzene	ND		ug/l	0.50	--	1
Toluene	ND		ug/l	0.75	--	1
Ethylbenzene	ND		ug/l	0.50	--	1
Chloromethane	ND		ug/l	2.5	--	1
Bromomethane	ND		ug/l	1.0	--	1
Vinyl chloride	ND		ug/l	1.0	--	1
Chloroethane	ND		ug/l	1.0	--	1
1,1-Dichloroethene	ND		ug/l	0.50	--	1
trans-1,2-Dichloroethene	ND		ug/l	0.75	--	1

Project Name: TROY MILLS LANDFILL SUPERFUND **Lab Number:** L2016764

Project Number: 04.0190987.09 **Report Date:** 04/29/20

SAMPLE RESULTS

Lab ID: L2016764-02 Date Collected: 04/21/20 11:25

Client ID: TRY_MW-105S Date Received: 04/22/20

Sample Location: TROY, NH Field Prep: Not Specified

Sample Depth:

Parameter	Result	Qualifier	Units	RL	MDL	Dilution Factor
Volatile Organics by GC/MS - Westborough Lab						
1,2-Dichloroethene, Total	ND		ug/l	0.50	--	1
Trichloroethene	ND		ug/l	0.50	--	1
1,2-Dichlorobenzene	ND		ug/l	2.5	--	1
1,3-Dichlorobenzene	ND		ug/l	2.5	--	1
1,4-Dichlorobenzene	ND		ug/l	2.5	--	1
Methyl tert butyl ether	ND		ug/l	1.0	--	1
p/m-Xylene	ND		ug/l	1.0	--	1
o-Xylene	ND		ug/l	1.0	--	1
Xylenes, Total	ND		ug/l	1.0	--	1
cis-1,2-Dichloroethene	ND		ug/l	0.50	--	1
Dibromomethane	ND		ug/l	5.0	--	1
1,2,3-Trichloropropane	ND		ug/l	5.0	--	1
Styrene	ND		ug/l	1.0	--	1
Dichlorodifluoromethane	ND		ug/l	5.0	--	1
Acetone	ND		ug/l	5.0	--	1
Carbon disulfide	ND		ug/l	5.0	--	1
2-Butanone	ND		ug/l	5.0	--	1
4-Methyl-2-pentanone	ND		ug/l	5.0	--	1
2-Hexanone	ND		ug/l	5.0	--	1
Bromochloromethane	ND		ug/l	2.5	--	1
Tetrahydrofuran	ND		ug/l	5.0	--	1
2,2-Dichloropropane	ND		ug/l	2.5	--	1
1,2-Dibromoethane	ND		ug/l	2.0	--	1
1,1,1,2-Tetrachloroethane	ND		ug/l	0.50	--	1
Bromobenzene	ND		ug/l	2.5	--	1
n-Butylbenzene	ND		ug/l	0.50	--	1
sec-Butylbenzene	ND		ug/l	0.50	--	1
tert-Butylbenzene	ND		ug/l	2.5	--	1
o-Chlorotoluene	ND		ug/l	2.5	--	1
p-Chlorotoluene	ND		ug/l	2.5	--	1
1,2-Dibromo-3-chloropropane	ND		ug/l	2.5	--	1
Hexachlorobutadiene	ND		ug/l	0.50	--	1
Isopropylbenzene	ND		ug/l	0.50	--	1
p-Isopropyltoluene	ND		ug/l	0.50	--	1
Naphthalene	ND		ug/l	2.5	--	1
n-Propylbenzene	ND		ug/l	0.50	--	1
1,2,3-Trichlorobenzene	ND		ug/l	2.5	--	1

Project Name: TROY MILLS LANDFILL SUPERFUND **Lab Number:** L2016764

Project Number: 04.0190987.09 **Report Date:** 04/29/20

SAMPLE RESULTS

Lab ID: L2016764-02 Date Collected: 04/21/20 11:25

Client ID: TRY_MW-105S Date Received: 04/22/20

Sample Location: TROY, NH Field Prep: Not Specified

Sample Depth:

Parameter	Result	Qualifier	Units	RL	MDL	Dilution Factor
Volatile Organics by GC/MS - Westborough Lab						
1,2,4-Trichlorobenzene	ND		ug/l	2.5	--	1
1,3,5-Trimethylbenzene	ND		ug/l	2.5	--	1
1,3,5-Trichlorobenzene	ND		ug/l	2.0	--	1
1,2,4-Trimethylbenzene	ND		ug/l	2.5	--	1
Ethyl ether	ND		ug/l	2.5	--	1
Isopropyl Ether	ND		ug/l	2.0	--	1
Tert-Butyl Alcohol	ND		ug/l	10	--	1
Ethyl-Tert-Butyl-Ether	ND		ug/l	2.0	--	1
Tertiary-Amyl Methyl Ether	ND		ug/l	2.0	--	1
1,4-Dioxane	ND		ug/l	250	--	1

Surrogate	% Recovery	Qualifier	Acceptance Criteria
1,2-Dichloroethane-d4	98		70-130
Toluene-d8	98		70-130
4-Bromofluorobenzene	98		70-130
Dibromofluoromethane	101		70-130

Project Name: TROY MILLS LANDFILL SUPERFUND **Lab Number:** L2016764

Project Number: 04.0190987.09 **Report Date:** 04/29/20

SAMPLE RESULTS

Lab ID: L2016764-03
Client ID: TRY_MW-105D
Sample Location: TROY, NH

Date Collected: 04/21/20 14:20
Date Received: 04/22/20
Field Prep: Not Specified

Sample Depth:
Matrix: Water
Analytical Method: 1,8260C
Analytical Date: 04/27/20 09:52
Analyst: NLK

Parameter	Result	Qualifier	Units	RL	MDL	Dilution Factor
Volatile Organics by GC/MS - Westborough Lab						
Methylene chloride	ND		ug/l	3.0	--	1
1,1-Dichloroethane	ND		ug/l	0.75	--	1
Chloroform	ND		ug/l	0.75	--	1
Carbon tetrachloride	ND		ug/l	0.50	--	1
1,2-Dichloropropane	ND		ug/l	1.8	--	1
Dibromochloromethane	ND		ug/l	0.50	--	1
1,1,2-Trichloroethane	ND		ug/l	0.75	--	1
Tetrachloroethene	ND		ug/l	0.50	--	1
Chlorobenzene	ND		ug/l	0.50	--	1
Trichlorofluoromethane	ND		ug/l	2.5	--	1
1,2-Dichloroethane	ND		ug/l	0.50	--	1
1,1,1-Trichloroethane	ND		ug/l	0.50	--	1
Bromodichloromethane	ND		ug/l	0.50	--	1
trans-1,3-Dichloropropene	ND		ug/l	0.50	--	1
cis-1,3-Dichloropropene	ND		ug/l	0.50	--	1
1,3-Dichloropropene, Total	ND		ug/l	0.50	--	1
1,1-Dichloropropene	ND		ug/l	2.5	--	1
Bromoform	ND		ug/l	2.0	--	1
1,1,2,2-Tetrachloroethane	ND		ug/l	0.50	--	1
Benzene	ND		ug/l	0.50	--	1
Toluene	ND		ug/l	0.75	--	1
Ethylbenzene	ND		ug/l	0.50	--	1
Chloromethane	ND		ug/l	2.5	--	1
Bromomethane	ND		ug/l	1.0	--	1
Vinyl chloride	ND		ug/l	1.0	--	1
Chloroethane	ND		ug/l	1.0	--	1
1,1-Dichloroethene	ND		ug/l	0.50	--	1
trans-1,2-Dichloroethene	ND		ug/l	0.75	--	1

Project Name: TROY MILLS LANDFILL SUPERFUND **Lab Number:** L2016764

Project Number: 04.0190987.09 **Report Date:** 04/29/20

SAMPLE RESULTS

Lab ID: L2016764-03 Date Collected: 04/21/20 14:20

Client ID: TRY_MW-105D Date Received: 04/22/20

Sample Location: TROY, NH Field Prep: Not Specified

Sample Depth:

Parameter	Result	Qualifier	Units	RL	MDL	Dilution Factor
Volatile Organics by GC/MS - Westborough Lab						
1,2-Dichloroethene, Total	ND		ug/l	0.50	--	1
Trichloroethene	ND		ug/l	0.50	--	1
1,2-Dichlorobenzene	ND		ug/l	2.5	--	1
1,3-Dichlorobenzene	ND		ug/l	2.5	--	1
1,4-Dichlorobenzene	ND		ug/l	2.5	--	1
Methyl tert butyl ether	ND		ug/l	1.0	--	1
p/m-Xylene	ND		ug/l	1.0	--	1
o-Xylene	ND		ug/l	1.0	--	1
Xylenes, Total	ND		ug/l	1.0	--	1
cis-1,2-Dichloroethene	ND		ug/l	0.50	--	1
Dibromomethane	ND		ug/l	5.0	--	1
1,2,3-Trichloropropane	ND		ug/l	5.0	--	1
Styrene	ND		ug/l	1.0	--	1
Dichlorodifluoromethane	ND		ug/l	5.0	--	1
Acetone	ND		ug/l	5.0	--	1
Carbon disulfide	ND		ug/l	5.0	--	1
2-Butanone	ND		ug/l	5.0	--	1
4-Methyl-2-pentanone	ND		ug/l	5.0	--	1
2-Hexanone	ND		ug/l	5.0	--	1
Bromochloromethane	ND		ug/l	2.5	--	1
Tetrahydrofuran	ND		ug/l	5.0	--	1
2,2-Dichloropropane	ND		ug/l	2.5	--	1
1,2-Dibromoethane	ND		ug/l	2.0	--	1
1,1,1,2-Tetrachloroethane	ND		ug/l	0.50	--	1
Bromobenzene	ND		ug/l	2.5	--	1
n-Butylbenzene	ND		ug/l	0.50	--	1
sec-Butylbenzene	ND		ug/l	0.50	--	1
tert-Butylbenzene	ND		ug/l	2.5	--	1
o-Chlorotoluene	ND		ug/l	2.5	--	1
p-Chlorotoluene	ND		ug/l	2.5	--	1
1,2-Dibromo-3-chloropropane	ND		ug/l	2.5	--	1
Hexachlorobutadiene	ND		ug/l	0.50	--	1
Isopropylbenzene	ND		ug/l	0.50	--	1
p-Isopropyltoluene	ND		ug/l	0.50	--	1
Naphthalene	ND		ug/l	2.5	--	1
n-Propylbenzene	ND		ug/l	0.50	--	1
1,2,3-Trichlorobenzene	ND		ug/l	2.5	--	1

Project Name: TROY MILLS LANDFILL SUPERFUND **Lab Number:** L2016764

Project Number: 04.0190987.09 **Report Date:** 04/29/20

SAMPLE RESULTS

Lab ID: L2016764-03 Date Collected: 04/21/20 14:20

Client ID: TRY_MW-105D Date Received: 04/22/20

Sample Location: TROY, NH Field Prep: Not Specified

Sample Depth:

Parameter	Result	Qualifier	Units	RL	MDL	Dilution Factor
Volatile Organics by GC/MS - Westborough Lab						
1,2,4-Trichlorobenzene	ND		ug/l	2.5	--	1
1,3,5-Trimethylbenzene	ND		ug/l	2.5	--	1
1,3,5-Trichlorobenzene	ND		ug/l	2.0	--	1
1,2,4-Trimethylbenzene	ND		ug/l	2.5	--	1
Ethyl ether	ND		ug/l	2.5	--	1
Isopropyl Ether	ND		ug/l	2.0	--	1
Tert-Butyl Alcohol	ND		ug/l	10	--	1
Ethyl-Tert-Butyl-Ether	ND		ug/l	2.0	--	1
Tertiary-Amyl Methyl Ether	ND		ug/l	2.0	--	1
1,4-Dioxane	ND		ug/l	250	--	1

Surrogate	% Recovery	Qualifier	Acceptance Criteria
1,2-Dichloroethane-d4	102		70-130
Toluene-d8	99		70-130
4-Bromofluorobenzene	97		70-130
Dibromofluoromethane	102		70-130

Project Name: TROY MILLS LANDFILL SUPERFUND **Lab Number:** L2016764

Project Number: 04.0190987.09 **Report Date:** 04/29/20

Method Blank Analysis
Batch Quality Control

Analytical Method: 1,8260C
Analytical Date: 04/27/20 08:47
Analyst: PD

Parameter	Result	Qualifier	Units	RL	MDL
Volatile Organics by GC/MS - Westborough Lab for sample(s): 01-03 Batch: WG1364959-5					
Methylene chloride	ND		ug/l	3.0	--
1,1-Dichloroethane	ND		ug/l	0.75	--
Chloroform	ND		ug/l	0.75	--
Carbon tetrachloride	ND		ug/l	0.50	--
1,2-Dichloropropane	ND		ug/l	1.8	--
Dibromochloromethane	ND		ug/l	0.50	--
1,1,2-Trichloroethane	ND		ug/l	0.75	--
Tetrachloroethene	ND		ug/l	0.50	--
Chlorobenzene	ND		ug/l	0.50	--
Trichlorofluoromethane	ND		ug/l	2.5	--
1,2-Dichloroethane	ND		ug/l	0.50	--
1,1,1-Trichloroethane	ND		ug/l	0.50	--
Bromodichloromethane	ND		ug/l	0.50	--
trans-1,3-Dichloropropene	ND		ug/l	0.50	--
cis-1,3-Dichloropropene	ND		ug/l	0.50	--
1,3-Dichloropropene, Total	ND		ug/l	0.50	--
1,1-Dichloropropene	ND		ug/l	2.5	--
Bromoform	ND		ug/l	2.0	--
1,1,2,2-Tetrachloroethane	ND		ug/l	0.50	--
Benzene	ND		ug/l	0.50	--
Toluene	ND		ug/l	0.75	--
Ethylbenzene	ND		ug/l	0.50	--
Chloromethane	ND		ug/l	2.5	--
Bromomethane	ND		ug/l	1.0	--
Vinyl chloride	ND		ug/l	1.0	--
Chloroethane	ND		ug/l	1.0	--
1,1-Dichloroethene	ND		ug/l	0.50	--
trans-1,2-Dichloroethene	ND		ug/l	0.75	--
1,2-Dichloroethene, Total	ND		ug/l	0.50	--

Project Name: TROY MILLS LANDFILL SUPERFUND **Lab Number:** L2016764

Project Number: 04.0190987.09 **Report Date:** 04/29/20

Method Blank Analysis
Batch Quality Control

Analytical Method: 1,8260C
Analytical Date: 04/27/20 08:47
Analyst: PD

Parameter	Result	Qualifier	Units	RL	MDL
Volatile Organics by GC/MS - Westborough Lab for sample(s): 01-03 Batch: WG1364959-5					
Trichloroethene	ND		ug/l	0.50	--
1,2-Dichlorobenzene	ND		ug/l	2.5	--
1,3-Dichlorobenzene	ND		ug/l	2.5	--
1,4-Dichlorobenzene	ND		ug/l	2.5	--
Methyl tert butyl ether	ND		ug/l	1.0	--
p/m-Xylene	ND		ug/l	1.0	--
o-Xylene	ND		ug/l	1.0	--
Xylenes, Total	ND		ug/l	1.0	--
cis-1,2-Dichloroethene	ND		ug/l	0.50	--
Dibromomethane	ND		ug/l	5.0	--
1,2,3-Trichloropropane	ND		ug/l	5.0	--
Styrene	ND		ug/l	1.0	--
Dichlorodifluoromethane	ND		ug/l	5.0	--
Acetone	ND		ug/l	5.0	--
Carbon disulfide	ND		ug/l	5.0	--
2-Butanone	ND		ug/l	5.0	--
4-Methyl-2-pentanone	ND		ug/l	5.0	--
2-Hexanone	ND		ug/l	5.0	--
Bromochloromethane	ND		ug/l	2.5	--
Tetrahydrofuran	ND		ug/l	5.0	--
2,2-Dichloropropane	ND		ug/l	2.5	--
1,2-Dibromoethane	ND		ug/l	2.0	--
1,1,1,2-Tetrachloroethane	ND		ug/l	0.50	--
Bromobenzene	ND		ug/l	2.5	--
n-Butylbenzene	ND		ug/l	0.50	--
sec-Butylbenzene	ND		ug/l	0.50	--
tert-Butylbenzene	ND		ug/l	2.5	--
o-Chlorotoluene	ND		ug/l	2.5	--
p-Chlorotoluene	ND		ug/l	2.5	--

Project Name: TROY MILLS LANDFILL SUPERFUND **Lab Number:** L2016764

Project Number: 04.0190987.09 **Report Date:** 04/29/20

Method Blank Analysis
Batch Quality Control

Analytical Method: 1,8260C
Analytical Date: 04/27/20 08:47
Analyst: PD

Parameter	Result	Qualifier	Units	RL	MDL
Volatile Organics by GC/MS - Westborough Lab for sample(s): 01-03 Batch: WG1364959-5					
1,2-Dibromo-3-chloropropane	ND		ug/l	2.5	--
Hexachlorobutadiene	ND		ug/l	0.50	--
Isopropylbenzene	ND		ug/l	0.50	--
p-Isopropyltoluene	ND		ug/l	0.50	--
Naphthalene	ND		ug/l	2.5	--
n-Propylbenzene	ND		ug/l	0.50	--
1,2,3-Trichlorobenzene	ND		ug/l	2.5	--
1,2,4-Trichlorobenzene	ND		ug/l	2.5	--
1,3,5-Trimethylbenzene	ND		ug/l	2.5	--
1,3,5-Trichlorobenzene	ND		ug/l	2.0	--
1,2,4-Trimethylbenzene	ND		ug/l	2.5	--
Ethyl ether	ND		ug/l	2.5	--
Isopropyl Ether	ND		ug/l	2.0	--
Tert-Butyl Alcohol	ND		ug/l	10	--
Ethyl-Tert-Butyl-Ether	ND		ug/l	2.0	--
Tertiary-Amyl Methyl Ether	ND		ug/l	2.0	--
1,4-Dioxane	ND		ug/l	250	--

Surrogate	%Recovery	Qualifier	Acceptance Criteria
1,2-Dichloroethane-d4	101		70-130
Toluene-d8	99		70-130
4-Bromofluorobenzene	96		70-130
Dibromofluoromethane	96		70-130

Lab Control Sample Analysis
Batch Quality Control

Project Name: TROY MILLS LANDFILL SUPERFUND
Project Number: 04.0190987.09

Lab Number: L2016764
Report Date: 04/29/20

Parameter	LCS %Recovery	Qual	LCSD %Recovery	Qual	%Recovery Limits	RPD	Qual	RPD Limits
Volatile Organics by GC/MS - Westborough Lab Associated sample(s): 01-03 Batch: WG1364959-3 WG1364959-4								
Methylene chloride	100		98		70-130	2		20
1,1-Dichloroethane	100		100		70-130	0		20
Chloroform	97		94		70-130	3		20
Carbon tetrachloride	95		91		63-132	4		20
1,2-Dichloropropane	100		98		70-130	2		20
Dibromochloromethane	90		90		63-130	0		20
1,1,2-Trichloroethane	90		93		70-130	3		20
Tetrachloroethene	99		89		70-130	11		20
Chlorobenzene	100		98		75-130	2		25
Trichlorofluoromethane	100		93		62-150	7		20
1,2-Dichloroethane	97		95		70-130	2		20
1,1,1-Trichloroethane	100		93		67-130	7		20
Bromodichloromethane	94		94		67-130	0		20
trans-1,3-Dichloropropene	91		89		70-130	2		20
cis-1,3-Dichloropropene	98		96		70-130	2		20
1,1-Dichloropropene	97		95		70-130	2		20
Bromoform	83		88		54-136	6		20
1,1,2,2-Tetrachloroethane	85		91		67-130	7		20
Benzene	99		92		70-130	7		25
Toluene	100		96		70-130	4		25
Ethylbenzene	100		96		70-130	4		20
Chloromethane	100		96		64-130	4		20
Bromomethane	81		81		39-139	0		20

Lab Control Sample Analysis

Batch Quality Control

Project Name: TROY MILLS LANDFILL SUPERFUND

Project Number: 04.0190987.09

Lab Number: L2016764

Report Date: 04/29/20

Parameter	LCS %Recovery	Qual	LCSD %Recovery	Qual	%Recovery Limits	RPD	Qual	RPD Limits
Volatile Organics by GC/MS - Westborough Lab Associated sample(s): 01-03 Batch: WG1364959-3 WG1364959-4								
Vinyl chloride	100		98		55-140	2		20
Chloroethane	110		100		55-138	10		20
1,1-Dichloroethene	98		94		61-145	4		25
trans-1,2-Dichloroethene	100		95		70-130	5		20
Trichloroethene	98		86		70-130	13		25
1,2-Dichlorobenzene	97		97		70-130	0		20
1,3-Dichlorobenzene	100		96		70-130	4		20
1,4-Dichlorobenzene	99		98		70-130	1		20
Methyl tert butyl ether	92		91		63-130	1		20
p/m-Xylene	100		95		70-130	5		20
o-Xylene	100		95		70-130	5		20
cis-1,2-Dichloroethene	100		98		70-130	2		20
Dibromomethane	94		95		70-130	1		20
1,2,3-Trichloropropane	88		94		64-130	7		20
Styrene	105		100		70-130	5		20
Dichlorodifluoromethane	96		91		36-147	5		20
Acetone	88		98		58-148	11		20
Carbon disulfide	100		94		51-130	6		20
2-Butanone	89		100		63-138	12		20
4-Methyl-2-pentanone	81		88		59-130	8		20
2-Hexanone	84		89		57-130	6		20
Bromochloromethane	100		98		70-130	2		20
Tetrahydrofuran	82		100		58-130	20		20

Lab Control Sample Analysis

Batch Quality Control

Project Name: TROY MILLS LANDFILL SUPERFUND

Project Number: 04.0190987.09

Lab Number: L2016764

Report Date: 04/29/20

Parameter	LCS %Recovery	Qual	LCSD %Recovery	Qual	%Recovery Limits	RPD	Qual	RPD Limits
Volatile Organics by GC/MS - Westborough Lab Associated sample(s): 01-03 Batch: WG1364959-3 WG1364959-4								
2,2-Dichloropropane	98		93		63-133	5		20
1,2-Dibromoethane	89		92		70-130	3		20
1,1,1,2-Tetrachloroethane	96		96		64-130	0		20
Bromobenzene	100		100		70-130	0		20
n-Butylbenzene	100		95		53-136	5		20
sec-Butylbenzene	99		93		70-130	6		20
tert-Butylbenzene	85		81		70-130	5		20
o-Chlorotoluene	100		98		70-130	2		20
p-Chlorotoluene	100		97		70-130	3		20
1,2-Dibromo-3-chloropropane	73		80		41-144	9		20
Hexachlorobutadiene	89		80		63-130	11		20
Isopropylbenzene	100		96		70-130	4		20
p-Isopropyltoluene	99		94		70-130	5		20
Naphthalene	85		90		70-130	6		20
n-Propylbenzene	100		96		69-130	4		20
1,2,3-Trichlorobenzene	90		92		70-130	2		20
1,2,4-Trichlorobenzene	95		95		70-130	0		20
1,3,5-Trimethylbenzene	100		97		64-130	3		20
1,3,5-Trichlorobenzene	100		97		70-130	3		20
1,2,4-Trimethylbenzene	100		99		70-130	1		20
Ethyl ether	94		94		59-134	0		20
Isopropyl Ether	100		100		70-130	0		20
Tert-Butyl Alcohol	80		94		70-130	16		20

Lab Control Sample Analysis

Batch Quality Control

Project Name: TROY MILLS LANDFILL SUPERFUND

Project Number: 04.0190987.09

Lab Number: L2016764

Report Date: 04/29/20

Parameter	LCS %Recovery	Qual	LCSD %Recovery	Qual	%Recovery Limits	RPD	Qual	RPD Limits
Volatile Organics by GC/MS - Westborough Lab Associated sample(s): 01-03 Batch: WG1364959-3 WG1364959-4								
Ethyl-Tert-Butyl-Ether	96		94		70-130	2		20
Tertiary-Amyl Methyl Ether	91		90		66-130	1		20
1,4-Dioxane	80		78		56-162	3		20

Surrogate	LCS %Recovery	Qual	LCSD %Recovery	Qual	Acceptance Criteria
1,2-Dichloroethane-d4	98		99		70-130
Toluene-d8	100		100		70-130
4-Bromofluorobenzene	97		101		70-130
Dibromofluoromethane	100		103		70-130

SEMIVOLATILES

Project Name: TROY MILLS LANDFILL SUPERFUND **Lab Number:** L2016764

Project Number: 04.0190987.09 **Report Date:** 04/29/20

SAMPLE RESULTS

Lab ID: L2016764-02
Client ID: TRY_MW-105S
Sample Location: TROY, NH

Date Collected: 04/21/20 11:25
Date Received: 04/22/20
Field Prep: Not Specified

Sample Depth:
Matrix: Water
Analytical Method: 1,8270D
Analytical Date: 04/27/20 17:12
Analyst: SZ

Extraction Method: EPA 3510C
Extraction Date: 04/24/20 23:50

Parameter	Result	Qualifier	Units	RL	MDL	Dilution Factor
Semivolatile Organics by GC/MS - Westborough Lab						
Benzidine	ND		ug/l	20	--	1
1,2,4-Trichlorobenzene	ND		ug/l	5.0	--	1
Bis(2-chloroethyl)ether	ND		ug/l	2.0	--	1
1,2-Dichlorobenzene	ND		ug/l	2.0	--	1
1,3-Dichlorobenzene	ND		ug/l	2.0	--	1
1,4-Dichlorobenzene	ND		ug/l	2.0	--	1
3,3'-Dichlorobenzidine	ND		ug/l	5.0	--	1
2,4-Dinitrotoluene	ND		ug/l	5.0	--	1
2,6-Dinitrotoluene	ND		ug/l	5.0	--	1
Azobenzene	ND		ug/l	2.0	--	1
4-Chlorophenyl phenyl ether	ND		ug/l	2.0	--	1
4-Bromophenyl phenyl ether	ND		ug/l	2.0	--	1
Bis(2-chloroisopropyl)ether	ND		ug/l	2.0	--	1
Bis(2-chloroethoxy)methane	ND		ug/l	5.0	--	1
Hexachlorocyclopentadiene	ND		ug/l	20	--	1
Isophorone	ND		ug/l	5.0	--	1
Nitrobenzene	ND		ug/l	2.0	--	1
NDPA/DPA	ND		ug/l	2.0	--	1
n-Nitrosodi-n-propylamine	ND		ug/l	5.0	--	1
Bis(2-ethylhexyl)phthalate	ND		ug/l	3.0	--	1
Butyl benzyl phthalate	ND		ug/l	5.0	--	1
Di-n-butylphthalate	ND		ug/l	5.0	--	1
Di-n-octylphthalate	ND		ug/l	5.0	--	1
Diethyl phthalate	ND		ug/l	5.0	--	1
Dimethyl phthalate	ND		ug/l	5.0	--	1
Biphenyl	ND		ug/l	2.0	--	1
Aniline	ND		ug/l	2.0	--	1
4-Chloroaniline	ND		ug/l	5.0	--	1

Project Name: TROY MILLS LANDFILL SUPERFUND **Lab Number:** L2016764

Project Number: 04.0190987.09 **Report Date:** 04/29/20

SAMPLE RESULTS

Lab ID: L2016764-02 Date Collected: 04/21/20 11:25

Client ID: TRY_MW-105S Date Received: 04/22/20

Sample Location: TROY, NH Field Prep: Not Specified

Sample Depth:

Parameter	Result	Qualifier	Units	RL	MDL	Dilution Factor
Semivolatile Organics by GC/MS - Westborough Lab						
2-Nitroaniline	ND		ug/l	5.0	--	1
3-Nitroaniline	ND		ug/l	5.0	--	1
4-Nitroaniline	ND		ug/l	5.0	--	1
Dibenzofuran	ND		ug/l	2.0	--	1
n-Nitrosodimethylamine	ND		ug/l	2.0	--	1
2,4,6-Trichlorophenol	ND		ug/l	5.0	--	1
p-Chloro-m-cresol	ND		ug/l	2.0	--	1
2-Chlorophenol	ND		ug/l	2.0	--	1
2,4-Dichlorophenol	ND		ug/l	5.0	--	1
2,4-Dimethylphenol	ND		ug/l	5.0	--	1
2-Nitrophenol	ND		ug/l	10	--	1
4-Nitrophenol	ND		ug/l	10	--	1
2,4-Dinitrophenol	ND		ug/l	20	--	1
4,6-Dinitro-o-cresol	ND		ug/l	10	--	1
Phenol	ND		ug/l	5.0	--	1
2-Methylphenol	ND		ug/l	5.0	--	1
3-Methylphenol/4-Methylphenol	ND		ug/l	5.0	--	1
2,4,5-Trichlorophenol	ND		ug/l	5.0	--	1
Benzoic Acid	ND		ug/l	50	--	1
Benzyl Alcohol	ND		ug/l	2.0	--	1
Carbazole	ND		ug/l	2.0	--	1
Pyridine	ND		ug/l	3.5	--	1

Surrogate	% Recovery	Qualifier	Acceptance Criteria
2-Fluorophenol	66		21-120
Phenol-d6	55		10-120
Nitrobenzene-d5	76		23-120
2-Fluorobiphenyl	71		15-120
2,4,6-Tribromophenol	63		10-120
4-Terphenyl-d14	87		41-149

Project Name: TROY MILLS LANDFILL SUPERFUND **Lab Number:** L2016764

Project Number: 04.0190987.09 **Report Date:** 04/29/20

SAMPLE RESULTS

Lab ID: L2016764-02
Client ID: TRY_MW-105S
Sample Location: TROY, NH

Date Collected: 04/21/20 11:25
Date Received: 04/22/20
Field Prep: Not Specified

Sample Depth:
Matrix: Water
Analytical Method: 1,8270D-SIM
Analytical Date: 04/24/20 14:20
Analyst: DV

Extraction Method: EPA 3510C
Extraction Date: 04/23/20 18:08

Parameter	Result	Qualifier	Units	RL	MDL	Dilution Factor
Semivolatile Organics by GC/MS-SIM - Westborough Lab						
Acenaphthene	ND		ug/l	0.10	--	1
2-Chloronaphthalene	ND		ug/l	0.20	--	1
Fluoranthene	ND		ug/l	0.10	--	1
Hexachlorobutadiene	ND		ug/l	0.50	--	1
Naphthalene	ND		ug/l	0.10	--	1
Benzo(a)anthracene	ND		ug/l	0.10	--	1
Benzo(a)pyrene	ND		ug/l	0.10	--	1
Benzo(b)fluoranthene	ND		ug/l	0.10	--	1
Benzo(k)fluoranthene	ND		ug/l	0.10	--	1
Chrysene	ND		ug/l	0.10	--	1
Acenaphthylene	ND		ug/l	0.10	--	1
Anthracene	ND		ug/l	0.10	--	1
Benzo(ghi)perylene	ND		ug/l	0.10	--	1
Fluorene	ND		ug/l	0.10	--	1
Phenanthrene	ND		ug/l	0.10	--	1
Dibenzo(a,h)anthracene	ND		ug/l	0.10	--	1
Indeno(1,2,3-cd)pyrene	ND		ug/l	0.10	--	1
Pyrene	ND		ug/l	0.10	--	1
1-Methylnaphthalene	ND		ug/l	0.10	--	1
2-Methylnaphthalene	ND		ug/l	0.10	--	1
Pentachlorophenol	ND		ug/l	0.80	--	1
Hexachlorobenzene	ND		ug/l	0.80	--	1
Hexachloroethane	ND		ug/l	0.80	--	1

Project Name: TROY MILLS LANDFILL SUPERFUND **Lab Number:** L2016764

Project Number: 04.0190987.09 **Report Date:** 04/29/20

SAMPLE RESULTS

Lab ID: L2016764-02 Date Collected: 04/21/20 11:25

Client ID: TRY_MW-105S Date Received: 04/22/20

Sample Location: TROY, NH Field Prep: Not Specified

Sample Depth:

Parameter	Result	Qualifier	Units	RL	MDL	Dilution Factor
Semivolatile Organics by GC/MS-SIM - Westborough Lab						

Surrogate	% Recovery	Qualifier	Acceptance Criteria
2-Fluorophenol	51		21-120
Phenol-d6	43		10-120
Nitrobenzene-d5	68		23-120
2-Fluorobiphenyl	67		15-120
2,4,6-Tribromophenol	79		10-120
4-Terphenyl-d14	79		41-149

Project Name: TROY MILLS LANDFILL SUPERFUND
Lab Number: L2016764
Project Number: 04.0190987.09
Report Date: 04/29/20

SAMPLE RESULTS

Lab ID: L2016764-02
Client ID: TRY_MW-105S
Sample Location: TROY, NH

Date Collected: 04/21/20 11:25
Date Received: 04/22/20
Field Prep: Not Specified

Sample Depth:
Matrix: Water
Analytical Method: 1,8270D-SIM
Analytical Date: 04/28/20 05:25
Analyst: PS

Extraction Method: EPA 3510C
Extraction Date: 04/26/20 09:45

Parameter	Result	Qualifier	Units	RL	MDL	Dilution Factor
1,4 Dioxane by 8270D-SIM - Mansfield Lab						
1,4-Dioxane	ND		ug/l	0.139	--	1

Surrogate	% Recovery	Qualifier	Acceptance Criteria
1,4-Dioxane-d8	40		15-110

Project Name: TROY MILLS LANDFILL SUPERFUND **Lab Number:** L2016764

Project Number: 04.0190987.09 **Report Date:** 04/29/20

SAMPLE RESULTS

Lab ID: L2016764-03
Client ID: TRY_MW-105D
Sample Location: TROY, NH

Date Collected: 04/21/20 14:20
Date Received: 04/22/20
Field Prep: Not Specified

Sample Depth:
Matrix: Water
Analytical Method: 1,8270D
Analytical Date: 04/27/20 17:35
Analyst: SZ

Extraction Method: EPA 3510C
Extraction Date: 04/24/20 23:50

Parameter	Result	Qualifier	Units	RL	MDL	Dilution Factor
Semivolatile Organics by GC/MS - Westborough Lab						
Benzidine	ND		ug/l	20	--	1
1,2,4-Trichlorobenzene	ND		ug/l	5.0	--	1
Bis(2-chloroethyl)ether	ND		ug/l	2.0	--	1
1,2-Dichlorobenzene	ND		ug/l	2.0	--	1
1,3-Dichlorobenzene	ND		ug/l	2.0	--	1
1,4-Dichlorobenzene	ND		ug/l	2.0	--	1
3,3'-Dichlorobenzidine	ND		ug/l	5.0	--	1
2,4-Dinitrotoluene	ND		ug/l	5.0	--	1
2,6-Dinitrotoluene	ND		ug/l	5.0	--	1
Azobenzene	ND		ug/l	2.0	--	1
4-Chlorophenyl phenyl ether	ND		ug/l	2.0	--	1
4-Bromophenyl phenyl ether	ND		ug/l	2.0	--	1
Bis(2-chloroisopropyl)ether	ND		ug/l	2.0	--	1
Bis(2-chloroethoxy)methane	ND		ug/l	5.0	--	1
Hexachlorocyclopentadiene	ND		ug/l	20	--	1
Isophorone	ND		ug/l	5.0	--	1
Nitrobenzene	ND		ug/l	2.0	--	1
NDPA/DPA	ND		ug/l	2.0	--	1
n-Nitrosodi-n-propylamine	ND		ug/l	5.0	--	1
Bis(2-ethylhexyl)phthalate	ND		ug/l	3.0	--	1
Butyl benzyl phthalate	ND		ug/l	5.0	--	1
Di-n-butylphthalate	ND		ug/l	5.0	--	1
Di-n-octylphthalate	ND		ug/l	5.0	--	1
Diethyl phthalate	ND		ug/l	5.0	--	1
Dimethyl phthalate	ND		ug/l	5.0	--	1
Biphenyl	ND		ug/l	2.0	--	1
Aniline	ND		ug/l	2.0	--	1
4-Chloroaniline	ND		ug/l	5.0	--	1

Project Name: TROY MILLS LANDFILL SUPERFUND **Lab Number:** L2016764

Project Number: 04.0190987.09 **Report Date:** 04/29/20

SAMPLE RESULTS

Lab ID: L2016764-03 Date Collected: 04/21/20 14:20

Client ID: TRY_MW-105D Date Received: 04/22/20

Sample Location: TROY, NH Field Prep: Not Specified

Sample Depth:

Parameter	Result	Qualifier	Units	RL	MDL	Dilution Factor
Semivolatile Organics by GC/MS - Westborough Lab						
2-Nitroaniline	ND		ug/l	5.0	--	1
3-Nitroaniline	ND		ug/l	5.0	--	1
4-Nitroaniline	ND		ug/l	5.0	--	1
Dibenzofuran	ND		ug/l	2.0	--	1
n-Nitrosodimethylamine	ND		ug/l	2.0	--	1
2,4,6-Trichlorophenol	ND		ug/l	5.0	--	1
p-Chloro-m-cresol	ND		ug/l	2.0	--	1
2-Chlorophenol	ND		ug/l	2.0	--	1
2,4-Dichlorophenol	ND		ug/l	5.0	--	1
2,4-Dimethylphenol	ND		ug/l	5.0	--	1
2-Nitrophenol	ND		ug/l	10	--	1
4-Nitrophenol	ND		ug/l	10	--	1
2,4-Dinitrophenol	ND		ug/l	20	--	1
4,6-Dinitro-o-cresol	ND		ug/l	10	--	1
Phenol	ND		ug/l	5.0	--	1
2-Methylphenol	ND		ug/l	5.0	--	1
3-Methylphenol/4-Methylphenol	ND		ug/l	5.0	--	1
2,4,5-Trichlorophenol	ND		ug/l	5.0	--	1
Benzoic Acid	ND		ug/l	50	--	1
Benzyl Alcohol	ND		ug/l	2.0	--	1
Carbazole	ND		ug/l	2.0	--	1
Pyridine	ND		ug/l	3.5	--	1

Surrogate	% Recovery	Qualifier	Acceptance Criteria
2-Fluorophenol	71		21-120
Phenol-d6	60		10-120
Nitrobenzene-d5	78		23-120
2-Fluorobiphenyl	74		15-120
2,4,6-Tribromophenol	65		10-120
4-Terphenyl-d14	86		41-149

Project Name: TROY MILLS LANDFILL SUPERFUND **Lab Number:** L2016764

Project Number: 04.0190987.09 **Report Date:** 04/29/20

SAMPLE RESULTS

Lab ID: L2016764-03
Client ID: TRY_MW-105D
Sample Location: TROY, NH

Date Collected: 04/21/20 14:20
Date Received: 04/22/20
Field Prep: Not Specified

Sample Depth:
Matrix: Water
Analytical Method: 1,8270D-SIM
Analytical Date: 04/24/20 13:30
Analyst: DV

Extraction Method: EPA 3510C
Extraction Date: 04/23/20 18:08

Parameter	Result	Qualifier	Units	RL	MDL	Dilution Factor
Semivolatile Organics by GC/MS-SIM - Westborough Lab						
Acenaphthene	ND		ug/l	0.10	--	1
2-Chloronaphthalene	ND		ug/l	0.20	--	1
Fluoranthene	ND		ug/l	0.10	--	1
Hexachlorobutadiene	ND		ug/l	0.50	--	1
Naphthalene	ND		ug/l	0.10	--	1
Benzo(a)anthracene	ND		ug/l	0.10	--	1
Benzo(a)pyrene	ND		ug/l	0.10	--	1
Benzo(b)fluoranthene	ND		ug/l	0.10	--	1
Benzo(k)fluoranthene	ND		ug/l	0.10	--	1
Chrysene	ND		ug/l	0.10	--	1
Acenaphthylene	ND		ug/l	0.10	--	1
Anthracene	ND		ug/l	0.10	--	1
Benzo(ghi)perylene	ND		ug/l	0.10	--	1
Fluorene	ND		ug/l	0.10	--	1
Phenanthrene	ND		ug/l	0.10	--	1
Dibenzo(a,h)anthracene	ND		ug/l	0.10	--	1
Indeno(1,2,3-cd)pyrene	ND		ug/l	0.10	--	1
Pyrene	ND		ug/l	0.10	--	1
1-Methylnaphthalene	ND		ug/l	0.10	--	1
2-Methylnaphthalene	ND		ug/l	0.10	--	1
Pentachlorophenol	ND		ug/l	0.80	--	1
Hexachlorobenzene	ND		ug/l	0.80	--	1
Hexachloroethane	ND		ug/l	0.80	--	1

Project Name: TROY MILLS LANDFILL SUPERFUND **Lab Number:** L2016764

Project Number: 04.0190987.09 **Report Date:** 04/29/20

SAMPLE RESULTS

Lab ID: L2016764-03 Date Collected: 04/21/20 14:20

Client ID: TRY_MW-105D Date Received: 04/22/20

Sample Location: TROY, NH Field Prep: Not Specified

Sample Depth:

Parameter	Result	Qualifier	Units	RL	MDL	Dilution Factor
Semivolatile Organics by GC/MS-SIM - Westborough Lab						

Surrogate	% Recovery	Qualifier	Acceptance Criteria
2-Fluorophenol	59		21-120
Phenol-d6	46		10-120
Nitrobenzene-d5	72		23-120
2-Fluorobiphenyl	79		15-120
2,4,6-Tribromophenol	79		10-120
4-Terphenyl-d14	84		41-149

Project Name: TROY MILLS LANDFILL SUPERFUND
Lab Number: L2016764
Project Number: 04.0190987.09
Report Date: 04/29/20

SAMPLE RESULTS

Lab ID: L2016764-03
Client ID: TRY_MW-105D
Sample Location: TROY, NH

Date Collected: 04/21/20 14:20
Date Received: 04/22/20
Field Prep: Not Specified

Sample Depth:
Matrix: Water
Analytical Method: 1,8270D-SIM
Analytical Date: 04/28/20 05:54
Analyst: PS

Extraction Method: EPA 3510C
Extraction Date: 04/26/20 09:45

Parameter	Result	Qualifier	Units	RL	MDL	Dilution Factor
1,4 Dioxane by 8270D-SIM - Mansfield Lab						
1,4-Dioxane	ND		ug/l	0.139	--	1

Surrogate	% Recovery	Qualifier	Acceptance Criteria
1,4-Dioxane-d8	34		15-110

Project Name: TROY MILLS LANDFILL SUPERFUND **Lab Number:** L2016764

Project Number: 04.0190987.09 **Report Date:** 04/29/20

Method Blank Analysis
Batch Quality Control

Analytical Method: 1,8270D-SIM
Analytical Date: 04/24/20 12:07
Analyst: DV

Extraction Method: EPA 3510C
Extraction Date: 04/23/20 18:08

Parameter	Result	Qualifier	Units	RL	MDL
Semivolatile Organics by GC/MS-SIM - Westborough Lab for sample(s): 02-03 Batch: WG1364025-1					
Acenaphthene	ND		ug/l	0.10	--
2-Chloronaphthalene	ND		ug/l	0.20	--
Fluoranthene	ND		ug/l	0.10	--
Hexachlorobutadiene	ND		ug/l	0.50	--
Naphthalene	ND		ug/l	0.10	--
Benzo(a)anthracene	ND		ug/l	0.10	--
Benzo(a)pyrene	ND		ug/l	0.10	--
Benzo(b)fluoranthene	ND		ug/l	0.10	--
Benzo(k)fluoranthene	ND		ug/l	0.10	--
Chrysene	ND		ug/l	0.10	--
Acenaphthylene	ND		ug/l	0.10	--
Anthracene	ND		ug/l	0.10	--
Benzo(ghi)perylene	ND		ug/l	0.10	--
Fluorene	ND		ug/l	0.10	--
Phenanthrene	ND		ug/l	0.10	--
Dibenzo(a,h)anthracene	ND		ug/l	0.10	--
Indeno(1,2,3-cd)pyrene	ND		ug/l	0.10	--
Pyrene	ND		ug/l	0.10	--
1-Methylnaphthalene	ND		ug/l	0.10	--
2-Methylnaphthalene	ND		ug/l	0.10	--
Pentachlorophenol	ND		ug/l	0.80	--
Hexachlorobenzene	ND		ug/l	0.80	--
Hexachloroethane	ND		ug/l	0.80	--

Project Name: TROY MILLS LANDFILL SUPERFUND
Project Number: 04.0190987.09
Lab Number: L2016764
Report Date: 04/29/20

Method Blank Analysis
Batch Quality Control

Analytical Method: 1,8270D-SIM
Analytical Date: 04/24/20 12:07
Analyst: DV

Extraction Method: EPA 3510C
Extraction Date: 04/23/20 18:08

Parameter	Result	Qualifier	Units	RL	MDL
Semivolatile Organics by GC/MS-SIM - Westborough Lab for sample(s): 02-03 Batch: WG1364025-1					

Surrogate	%Recovery	Qualifier	Acceptance Criteria
2-Fluorophenol	52		21-120
Phenol-d6	41		10-120
Nitrobenzene-d5	67		23-120
2-Fluorobiphenyl	71		15-120
2,4,6-Tribromophenol	70		10-120
4-Terphenyl-d14	72		41-149

Project Name: TROY MILLS LANDFILL SUPERFUND **Lab Number:** L2016764

Project Number: 04.0190987.09 **Report Date:** 04/29/20

Method Blank Analysis
Batch Quality Control

Analytical Method: 1,8270D
Analytical Date: 04/27/20 12:32
Analyst: SZ

Extraction Method: EPA 3510C
Extraction Date: 04/24/20 23:50

Parameter	Result	Qualifier	Units	RL	MDL
Semivolatile Organics by GC/MS - Westborough Lab for sample(s): 02-03 Batch: WG1364446-1					
Acenaphthene	ND		ug/l	2.0	--
Benzidine	ND		ug/l	20	--
1,2,4-Trichlorobenzene	ND		ug/l	5.0	--
Hexachlorobenzene	ND		ug/l	2.0	--
Bis(2-chloroethyl)ether	ND		ug/l	2.0	--
2-Chloronaphthalene	ND		ug/l	2.0	--
1,2-Dichlorobenzene	ND		ug/l	2.0	--
1,3-Dichlorobenzene	ND		ug/l	2.0	--
1,4-Dichlorobenzene	ND		ug/l	2.0	--
3,3'-Dichlorobenzidine	ND		ug/l	5.0	--
2,4-Dinitrotoluene	ND		ug/l	5.0	--
2,6-Dinitrotoluene	ND		ug/l	5.0	--
Azobenzene	ND		ug/l	2.0	--
Fluoranthene	ND		ug/l	2.0	--
4-Chlorophenyl phenyl ether	ND		ug/l	2.0	--
4-Bromophenyl phenyl ether	ND		ug/l	2.0	--
Bis(2-chloroisopropyl)ether	ND		ug/l	2.0	--
Bis(2-chloroethoxy)methane	ND		ug/l	5.0	--
Hexachlorobutadiene	ND		ug/l	2.0	--
Hexachlorocyclopentadiene	ND		ug/l	20	--
Hexachloroethane	ND		ug/l	2.0	--
Isophorone	ND		ug/l	5.0	--
Naphthalene	ND		ug/l	2.0	--
Nitrobenzene	ND		ug/l	2.0	--
NDPA/DPA	ND		ug/l	2.0	--
n-Nitrosodi-n-propylamine	ND		ug/l	5.0	--
Bis(2-ethylhexyl)phthalate	ND		ug/l	3.0	--
Butyl benzyl phthalate	ND		ug/l	5.0	--
Di-n-butylphthalate	ND		ug/l	5.0	--

Project Name: TROY MILLS LANDFILL SUPERFUND **Lab Number:** L2016764

Project Number: 04.0190987.09 **Report Date:** 04/29/20

Method Blank Analysis
Batch Quality Control

Analytical Method: 1,8270D
Analytical Date: 04/27/20 12:32
Analyst: SZ

Extraction Method: EPA 3510C
Extraction Date: 04/24/20 23:50

Parameter	Result	Qualifier	Units	RL	MDL
Semivolatile Organics by GC/MS - Westborough Lab for sample(s): 02-03 Batch: WG1364446-1					
Di-n-octylphthalate	ND		ug/l	5.0	--
Diethyl phthalate	ND		ug/l	5.0	--
Dimethyl phthalate	ND		ug/l	5.0	--
Benzo(a)anthracene	ND		ug/l	2.0	--
Benzo(a)pyrene	ND		ug/l	2.0	--
Benzo(b)fluoranthene	ND		ug/l	2.0	--
Benzo(k)fluoranthene	ND		ug/l	2.0	--
Chrysene	ND		ug/l	2.0	--
Acenaphthylene	ND		ug/l	2.0	--
Anthracene	ND		ug/l	2.0	--
Benzo(ghi)perylene	ND		ug/l	2.0	--
Fluorene	ND		ug/l	2.0	--
Phenanthrene	ND		ug/l	2.0	--
Dibenzo(a,h)anthracene	ND		ug/l	2.0	--
Indeno(1,2,3-cd)pyrene	ND		ug/l	2.0	--
Pyrene	ND		ug/l	2.0	--
Biphenyl	ND		ug/l	2.0	--
Aniline	ND		ug/l	2.0	--
4-Chloroaniline	ND		ug/l	5.0	--
1-Methylnaphthalene	ND		ug/l	2.0	--
2-Nitroaniline	ND		ug/l	5.0	--
3-Nitroaniline	ND		ug/l	5.0	--
4-Nitroaniline	ND		ug/l	5.0	--
Dibenzofuran	ND		ug/l	2.0	--
2-Methylnaphthalene	ND		ug/l	2.0	--
n-Nitrosodimethylamine	ND		ug/l	2.0	--
2,4,6-Trichlorophenol	ND		ug/l	5.0	--
p-Chloro-m-cresol	ND		ug/l	2.0	--
2-Chlorophenol	ND		ug/l	2.0	--

Project Name: TROY MILLS LANDFILL SUPERFUND **Lab Number:** L2016764

Project Number: 04.0190987.09 **Report Date:** 04/29/20

Method Blank Analysis
Batch Quality Control

Analytical Method: 1,8270D
Analytical Date: 04/27/20 12:32
Analyst: SZ

Extraction Method: EPA 3510C
Extraction Date: 04/24/20 23:50

Parameter	Result	Qualifier	Units	RL	MDL
Semivolatile Organics by GC/MS - Westborough Lab for sample(s): 02-03 Batch: WG1364446-1					
2,4-Dichlorophenol	ND		ug/l	5.0	--
2,4-Dimethylphenol	ND		ug/l	5.0	--
2-Nitrophenol	ND		ug/l	10	--
4-Nitrophenol	ND		ug/l	10	--
2,4-Dinitrophenol	ND		ug/l	20	--
4,6-Dinitro-o-cresol	ND		ug/l	10	--
Pentachlorophenol	ND		ug/l	10	--
Phenol	ND		ug/l	5.0	--
2-Methylphenol	ND		ug/l	5.0	--
3-Methylphenol/4-Methylphenol	ND		ug/l	5.0	--
2,4,5-Trichlorophenol	ND		ug/l	5.0	--
Benzoic Acid	ND		ug/l	50	--
Benzyl Alcohol	ND		ug/l	2.0	--
Carbazole	ND		ug/l	2.0	--
Pyridine	ND		ug/l	3.5	--

Surrogate	%Recovery	Qualifier	Acceptance Criteria
2-Fluorophenol	71		21-120
Phenol-d6	58		10-120
Nitrobenzene-d5	78		23-120
2-Fluorobiphenyl	78		15-120
2,4,6-Tribromophenol	60		10-120
4-Terphenyl-d14	93		41-149

Project Name: TROY MILLS LANDFILL SUPERFUND
Project Number: 04.0190987.09
Lab Number: L2016764
Report Date: 04/29/20

Method Blank Analysis
Batch Quality Control

Analytical Method: 1,8270D-SIM
Analytical Date: 04/28/20 04:00
Analyst: PS

Extraction Method: EPA 3510C
Extraction Date: 04/26/20 09:45

Parameter	Result	Qualifier	Units	RL	MDL
1,4 Dioxane by 8270D-SIM - Mansfield Lab for sample(s): 02-03 Batch: WG1364636-1					
1,4-Dioxane	ND		ug/l	0.150	--

Surrogate	%Recovery	Qualifier	Acceptance Criteria
1,4-Dioxane-d8	39		15-110

Lab Control Sample Analysis

Batch Quality Control

Project Name: TROY MILLS LANDFILL SUPERFUND

Project Number: 04.0190987.09

Lab Number: L2016764

Report Date: 04/29/20

Parameter	LCS %Recovery	Qual	LCSD %Recovery	Qual	%Recovery Limits	RPD	Qual	RPD Limits
Semivolatile Organics by GC/MS-SIM - Westborough Lab Associated sample(s): 02-03 Batch: WG1364025-2 WG1364025-3								
Acenaphthene	60		63		40-140	5		40
2-Chloronaphthalene	59		62		40-140	5		40
Fluoranthene	57		70		40-140	20		40
Hexachlorobutadiene	57		55		40-140	4		40
Naphthalene	60		57		40-140	5		40
Benzo(a)anthracene	64		78		40-140	20		40
Benzo(a)pyrene	69		82		40-140	17		40
Benzo(b)fluoranthene	70		88		40-140	23		40
Benzo(k)fluoranthene	69		83		40-140	18		40
Chrysene	62		75		40-140	19		40
Acenaphthylene	57		62		40-140	8		40
Anthracene	56		66		40-140	16		40
Benzo(ghi)perylene	66		77		40-140	15		40
Fluorene	62		68		40-140	9		40
Phenanthrene	55		64		40-140	15		40
Dibenzo(a,h)anthracene	71		81		40-140	13		40
Indeno(1,2,3-cd)pyrene	73		85		40-140	15		40
Pyrene	56		67		40-140	18		40
1-Methylnaphthalene	60		62		40-140	3		40
2-Methylnaphthalene	60		62		40-140	3		40
Pentachlorophenol	46		53		40-140	14		40
Hexachlorobenzene	61		68		40-140	11		40
Hexachloroethane	59		53		40-140	11		40

Lab Control Sample Analysis

Batch Quality Control

Project Name: TROY MILLS LANDFILL SUPERFUND

Project Number: 04.0190987.09

Lab Number: L2016764

Report Date: 04/29/20

Parameter	LCS %Recovery	Qual	LCSD %Recovery	Qual	%Recovery Limits	RPD	Qual	RPD Limits

Semivolatile Organics by GC/MS-SIM - Westborough Lab Associated sample(s): 02-03 Batch: WG1364025-2 WG1364025-3

Surrogate	LCS %Recovery	Qual	LCSD %Recovery	Qual	Acceptance Criteria
2-Fluorophenol	58		51		21-120
Phenol-d6	46		43		10-120
Nitrobenzene-d5	69		64		23-120
2-Fluorobiphenyl	59		59		15-120
2,4,6-Tribromophenol	79		93		10-120
4-Terphenyl-d14	69		83		41-149

Lab Control Sample Analysis

Batch Quality Control

Project Name: TROY MILLS LANDFILL SUPERFUND

Project Number: 04.0190987.09

Lab Number: L2016764

Report Date: 04/29/20

Parameter	LCS %Recovery	Qual	LCSD %Recovery	Qual	%Recovery Limits	RPD	Qual	RPD Limits
Semivolatile Organics by GC/MS - Westborough Lab Associated sample(s): 02-03 Batch: WG1364446-2 WG1364446-3								
Acenaphthene	83		84		37-111	1		30
Benzidine	**4**	Q	**5**	Q	10-75	17		30
1,2,4-Trichlorobenzene	79		74		39-98	7		30
Hexachlorobenzene	75		76		40-140	1		30
Bis(2-chloroethyl)ether	88		83		40-140	6		30
2-Chloronaphthalene	83		77		40-140	8		30
1,2-Dichlorobenzene	79		75		40-140	5		30
1,3-Dichlorobenzene	78		73		40-140	7		30
1,4-Dichlorobenzene	79		74		36-97	7		30
3,3'-Dichlorobenzidine	67		69		40-140	3		30
2,4-Dinitrotoluene	75		78		48-143	4		30
2,6-Dinitrotoluene	79		74		40-140	7		30
Azobenzene	91		91		40-140	0		30
Fluoranthene	89		91		40-140	2		30
4-Chlorophenyl phenyl ether	79		80		40-140	1		30
4-Bromophenyl phenyl ether	75		77		40-140	3		30
Bis(2-chloroisopropyl)ether	100		96		40-140	4		30
Bis(2-chloroethoxy)methane	90		84		40-140	7		30
Hexachlorobutadiene	72		68		40-140	6		30
Hexachlorocyclopentadiene	63		56		40-140	12		30
Hexachloroethane	81		74		40-140	9		30
Isophorone	87		87		40-140	0		30
Naphthalene	82		76		40-140	8		30

Lab Control Sample Analysis

Batch Quality Control

Project Name: TROY MILLS LANDFILL SUPERFUND

Project Number: 04.0190987.09

Lab Number: L2016764

Report Date: 04/29/20

Parameter	LCS %Recovery	Qual	LCSD %Recovery	Qual	%Recovery Limits	RPD	Qual	RPD Limits
Semivolatile Organics by GC/MS - Westborough Lab Associated sample(s): 02-03 Batch: WG1364446-2 WG1364446-3								
Nitrobenzene	90		85		40-140	6		30
NDPA/DPA	85		87		40-140	2		30
n-Nitrosodi-n-propylamine	92		89		29-132	3		30
Bis(2-ethylhexyl)phthalate	80		84		40-140	5		30
Butyl benzyl phthalate	76		79		40-140	4		30
Di-n-butylphthalate	84		84		40-140	0		30
Di-n-octylphthalate	73		76		40-140	4		30
Diethyl phthalate	86		87		40-140	1		30
Dimethyl phthalate	84		82		40-140	2		30
Benzo(a)anthracene	84		87		40-140	4		30
Benzo(a)pyrene	83		89		40-140	7		30
Benzo(b)fluoranthene	89		95		40-140	7		30
Benzo(k)fluoranthene	83		87		40-140	5		30
Chrysene	91		94		40-140	3		30
Acenaphthylene	84		79		45-123	6		30
Anthracene	91		94		40-140	3		30
Benzo(ghi)perylene	87		95		40-140	9		30
Fluorene	86		85		40-140	1		30
Phenanthrene	89		92		40-140	3		30
Dibenzo(a,h)anthracene	85		92		40-140	8		30
Indeno(1,2,3-cd)pyrene	78		86		40-140	10		30
Pyrene	86		88		26-127	2		30
Biphenyl	79		74		40-140	7		30

Lab Control Sample Analysis

Batch Quality Control

Project Name: TROY MILLS LANDFILL SUPERFUND

Project Number: 04.0190987.09

Lab Number: L2016764

Report Date: 04/29/20

Parameter	LCS %Recovery	Qual	LCSD %Recovery	Qual	%Recovery Limits	RPD	Qual	RPD Limits
Semivolatile Organics by GC/MS - Westborough Lab Associated sample(s): 02-03 Batch: WG1364446-2 WG1364446-3								
Aniline	**30**	Q	**34**	Q	40-140	13		30
4-Chloroaniline	61		68		40-140	11		30
1-Methylnaphthalene	85		80		41-103	6		30
2-Nitroaniline	73		73		52-143	0		30
3-Nitroaniline	59		62		25-145	5		30
4-Nitroaniline	67		68		51-143	1		30
Dibenzofuran	83		83		40-140	0		30
2-Methylnaphthalene	82		78		40-140	5		30
n-Nitrosodimethylamine	60		58		22-74	3		30
2,4,6-Trichlorophenol	73		70		30-130	4		30
p-Chloro-m-cresol	85		84		23-97	1		30
2-Chlorophenol	82		80		27-123	2		30
2,4-Dichlorophenol	84		80		30-130	5		30
2,4-Dimethylphenol	78		69		30-130	12		30
2-Nitrophenol	77		72		30-130	7		30
4-Nitrophenol	79		78		10-80	1		30
2,4-Dinitrophenol	69		70		20-130	1		30
4,6-Dinitro-o-cresol	77		79		20-164	3		30
Pentachlorophenol	64		61		9-103	5		30
Phenol	62		60		12-110	3		30
2-Methylphenol	83		80		30-130	4		30
3-Methylphenol/4-Methylphenol	88		87		30-130	1		30
2,4,5-Trichlorophenol	82		80		30-130	2		30

Lab Control Sample Analysis

Batch Quality Control

Project Name: TROY MILLS LANDFILL SUPERFUND

Project Number: 04.0190987.09

Lab Number: L2016764

Report Date: 04/29/20

Parameter	LCS %Recovery	Qual	LCSD %Recovery	Qual	%Recovery Limits	RPD	Qual	RPD Limits
Semivolatile Organics by GC/MS - Westborough Lab Associated sample(s): 02-03 Batch: WG1364446-2 WG1364446-3								
Benzoic Acid	**0**	Q	**0**	Q	10-164	NC		30
Benzyl Alcohol	76		76		26-116	0		30
Carbazole	91		93		55-144	2		30
Pyridine	15		21		10-66	**33**	Q	30

Surrogate	LCS %Recovery	Qual	LCSD %Recovery	Qual	Acceptance Criteria
2-Fluorophenol	73		70		21-120
Phenol-d6	64		63		10-120
Nitrobenzene-d5	86		82		23-120
2-Fluorobiphenyl	76		72		15-120
2,4,6-Tribromophenol	75		73		10-120
4-Terphenyl-d14	87		89		41-149

Lab Control Sample Analysis

Batch Quality Control

Project Name: TROY MILLS LANDFILL SUPERFUND

Project Number: 04.0190987.09

Lab Number: L2016764

Report Date: 04/29/20

Parameter	LCS %Recovery	Qual	LCSD %Recovery	Qual	%Recovery Limits	RPD	Qual	RPD Limits
1,4 Dioxane by 8270D-SIM - Mansfield Lab	Associated sample(s): 02-03		Batch: WG1364636-2 WG1364636-3					
1,4-Dioxane	106		108		40-140	2		30

Surrogate	LCS %Recovery	Qual	LCSD %Recovery	Qual	Acceptance Criteria
1,4-Dioxane-d8	35		45		15-110

METALS

Project Name: TROY MILLS LANDFILL SUPERFUND
Lab Number: L2016764
Project Number: 04.0190987.09
Report Date: 04/29/20

SAMPLE RESULTS

Lab ID: L2016764-02
Client ID: TRY_MW-105S
Sample Location: TROY, NH
Date Collected: 04/21/20 11:25
Date Received: 04/22/20
Field Prep: Not Specified

Sample Depth:
Matrix: Water

Parameter	Result	Qualifier	Units	RL	MDL	Dilution Factor	Date Prepared	Date Analyzed	Prep Method	Analytical Method	Analyst
Total Metals - Mansfield Lab											
Arsenic, Total	ND		mg/l	0.00050	--	1	04/24/20 03:15	04/28/20 13:28	EPA 3005A	1,6020B	AM
Manganese, Total	1.212		mg/l	0.00100	--	1	04/24/20 03:15	04/28/20 13:28	EPA 3005A	1,6020B	AM

Project Name: TROY MILLS LANDFILL SUPERFUND
Lab Number: L2016764
Project Number: 04.0190987.09
Report Date: 04/29/20

SAMPLE RESULTS

Lab ID: L2016764-03
Client ID: TRY_MW-105D
Sample Location: TROY, NH
Date Collected: 04/21/20 14:20
Date Received: 04/22/20
Field Prep: Not Specified

Sample Depth:
Matrix: Water

Parameter	Result	Qualifier	Units	RL	MDL	Dilution Factor	Date Prepared	Date Analyzed	Prep Method	Analytical Method	Analyst
Total Metals - Mansfield Lab											
Arsenic, Total	ND		mg/l	0.00050	--	1	04/24/20 03:15	04/28/20 16:49	EPA 3005A	1,6020B	AM
Manganese, Total	0.08919		mg/l	0.00100	--	1	04/24/20 03:15	04/28/20 16:49	EPA 3005A	1,6020B	AM

Project Name: TROY MILLS LANDFILL SUPERFUND **Lab Number:** L2016764

Project Number: 04.0190987.09 **Report Date:** 04/29/20

Method Blank Analysis
Batch Quality Control

Parameter	Result	Qualifier	Units	RL	MDL	Dilution Factor	Date Prepared	Date Analyzed	Analytical Method	Analyst
Total Metals - Mansfield Lab for sample(s): 02-03 Batch: WG1363991-1										
Arsenic, Total	ND		mg/l	0.00050	--	1	04/24/20 03:15	04/28/20 11:45	1,6020B	AM
Manganese, Total	ND		mg/l	0.00100	--	1	04/24/20 03:15	04/28/20 11:45	1,6020B	AM

Prep Information

Digestion Method: EPA 3005A

Lab Control Sample Analysis

Batch Quality Control

Project Name: TROY MILLS LANDFILL SUPERFUND

Project Number: 04.0190987.09

Lab Number: L2016764

Report Date: 04/29/20

Parameter	LCS %Recovery	Qual	LCSD %Recovery	Qual	%Recovery Limits	RPD	Qual	RPD Limits
Total Metals - Mansfield Lab Associated sample(s): 02-03 Batch: WG1363991-2								
Arsenic, Total	104		-		80-120	-		
Manganese, Total	102		-		80-120	-		

Matrix Spike Analysis
Batch Quality Control

Project Name: TROY MILLS LANDFILL SUPERFUND
Project Number: 04.0190987.09

Lab Number: L2016764
Report Date: 04/29/20

Parameter	Native Sample	MS Added	MS Found	MS %Recovery	Qual	MSD Found	MSD %Recovery	Qual	Recovery Limits	RPD	Qual	RPD Limits
Total Metals - Mansfield Lab Associated sample(s): 02-03 QC Batch ID: WG1363991-3 QC Sample: L2016734-01 Client ID: MS Sample												
Arsenic, Total	ND	0.12	0.1302	108		-	-		75-125	-		20
Manganese, Total	0.07676	0.5	0.5658	98		-	-		75-125	-		20

Lab Duplicate Analysis

Batch Quality Control

Project Name: TROY MILLS LANDFILL SUPERFUND

Project Number: 04.0190987.09

Lab Number: L2016764

Report Date: 04/29/20

Parameter	Native Sample	Duplicate Sample	Units	RPD	Qual	RPD Limits
Total Metals - Mansfield Lab Associated sample(s): 02-03 QC Batch ID: WG1363991-4 QC Sample: L2016734-01 Client ID: DUP Sample						
Manganese, Total	0.07676	0.07361	mg/l	4		20

Project Name: TROY MILLS LANDFILL SUPERFUND
Project Number: 04.0190987.09

Lab Number: L2016764
Report Date: 04/29/20

Sample Receipt and Container Information

Were project specific reporting limits specified? YES

Cooler Information

Cooler	Custody Seal
A	Absent

Container Information

Container ID	Container Type	Cooler	Initial pH	Final pH	Temp deg C	Pres	Seal	Frozen Date/Time	Analysis(*)
L2016764-01A	Vial HCl preserved	A	NA		5.2	Y	Absent		8260-NH(14)
L2016764-02A	Vial HCl preserved	A	NA		5.2	Y	Absent		8260-NH(14)
L2016764-02B	Vial HCl preserved	A	NA		5.2	Y	Absent		8260-NH(14)
L2016764-02C	Vial HCl preserved	A	NA		5.2	Y	Absent		8260-NH(14)
L2016764-02D	Plastic 250ml HNO3 preserved	A	<2	<2	5.2	Y	Absent		MN-6020T(180),AS-6020T(180)
L2016764-02E	Amber 250ml unpreserved	A	7	7	5.2	Y	Absent		8270TCL-LVI(7),8270TCL-SIM-LVI(7)
L2016764-02F	Amber 250ml unpreserved	A	7	7	5.2	Y	Absent		8270TCL-LVI(7),8270TCL-SIM-LVI(7)
L2016764-02G	Amber 250ml unpreserved	A	7	7	5.2	Y	Absent		A2-14-DIOXANESIM-PPB(7)
L2016764-02H	Amber 250ml unpreserved	A	7	7	5.2	Y	Absent		A2-14-DIOXANESIM-PPB(7)
L2016764-03A	Vial HCl preserved	A	NA		5.2	Y	Absent		8260-NH(14)
L2016764-03B	Vial HCl preserved	A	NA		5.2	Y	Absent		8260-NH(14)
L2016764-03C	Vial HCl preserved	A	NA		5.2	Y	Absent		8260-NH(14)
L2016764-03D	Plastic 250ml HNO3 preserved	A	<2	<2	5.2	Y	Absent		MN-6020T(180),AS-6020T(180)
L2016764-03E	Amber 250ml unpreserved	A	7	7	5.2	Y	Absent		8270TCL-LVI(7),8270TCL-SIM-LVI(7)
L2016764-03F	Amber 250ml unpreserved	A	7	7	5.2	Y	Absent		8270TCL-LVI(7),8270TCL-SIM-LVI(7)
L2016764-03G	Amber 250ml unpreserved	A	7	7	5.2	Y	Absent		A2-14-DIOXANESIM-PPB(7)
L2016764-03H	Amber 250ml unpreserved	A	7	7	5.2	Y	Absent		A2-14-DIOXANESIM-PPB(7)

*Values in parentheses indicate holding time in days

Project Name:	TROY MILLS LANDFILL SUPERFUND	**Lab Number:**	L2016764
Project Number:	04.0190987.09	**Report Date:**	04/29/20

GLOSSARY

Acronyms

DL - Detection Limit: This value represents the level to which target analyte concentrations are reported as estimated values, when those target analyte concentrations are quantified below the limit of quantitation (LOQ). The DL includes any adjustments from dilutions, concentrations or moisture content, where applicable. (DoD report formats only.)

EDL - Estimated Detection Limit: This value represents the level to which target analyte concentrations are reported as estimated values, when those target analyte concentrations are quantified below the reporting limit (RL). The EDL includes any adjustments from dilutions, concentrations or moisture content, where applicable. The use of EDLs is specific to the analysis of PAHs using Solid-Phase Microextraction (SPME).

EMPC - Estimated Maximum Possible Concentration: The concentration that results from the signal present at the retention time of an analyte when the ions meet all of the identification criteria except the ion abundance ratio criteria. An EMPC is a worst-case estimate of the concentration.

EPA - Environmental Protection Agency.

LCS - Laboratory Control Sample: A sample matrix, free from the analytes of interest, spiked with verified known amounts of analytes or a material containing known and verified amounts of analytes.

LCSD - Laboratory Control Sample Duplicate: Refer to LCS.

LFB - Laboratory Fortified Blank: A sample matrix, free from the analytes of interest, spiked with verified known amounts of analytes or a material containing known and verified amounts of analytes.

LOD - Limit of Detection: This value represents the level to which a target analyte can reliably be detected for a specific analyte in a specific matrix by a specific method. The LOD includes any adjustments from dilutions, concentrations or moisture content, where applicable. (DoD report formats only.)

LOQ - Limit of Quantitation: The value at which an instrument can accurately measure an analyte at a specific concentration. The LOQ includes any adjustments from dilutions, concentrations or moisture content, where applicable. (DoD report formats only.)

Limit of Quantitation: The value at which an instrument can accurately measure an analyte at a specific concentration. The LOQ includes any adjustments from dilutions, concentrations or moisture content, where applicable. (DoD report formats only.)

MDL - Method Detection Limit: This value represents the level to which target analyte concentrations are reported as estimated values, when those target analyte concentrations are quantified below the reporting limit (RL). The MDL includes any adjustments from dilutions, concentrations or moisture content, where applicable.

MS - Matrix Spike Sample: A sample prepared by adding a known mass of target analyte to a specified amount of matrix sample for which an independent estimate of target analyte concentration is available. For Method 332.0, the spike recovery is calculated using the native concentration, including estimated values.

MSD - Matrix Spike Sample Duplicate: Refer to MS.

NA - Not Applicable.

NC - Not Calculated: Term is utilized when one or more of the results utilized in the calculation are non-detect at the parameter's reporting unit.

NDPA/DPA - N-Nitrosodiphenylamine/Diphenylamine.

NI - Not Ignitable.

NP - Non-Plastic: Term is utilized for the analysis of Atterberg Limits in soil.

RL - Reporting Limit: The value at which an instrument can accurately measure an analyte at a specific concentration. The RL includes any adjustments from dilutions, concentrations or moisture content, where applicable.

RPD - Relative Percent Difference: The results from matrix and/or matrix spike duplicates are primarily designed to assess the precision of analytical results in a given matrix and are expressed as relative percent difference (RPD). Values which are less than five times the reporting limit for any individual parameter are evaluated by utilizing the absolute difference between the values; although the RPD value will be provided in the report.

SRM - Standard Reference Material: A reference sample of a known or certified value that is of the same or similar matrix as the associated field samples.

STLP - Semi-dynamic Tank Leaching Procedure per EPA Method 1315.

TEF - Toxic Equivalency Factors: The values assigned to each dioxin and furan to evaluate their toxicity relative to 2,3,7,8-TCDD.

TEQ - Toxic Equivalent: The measure of a sample's toxicity derived by multiplying each dioxin and furan by its corresponding TEF and then summing the resulting values.

TIC - Tentatively Identified Compound: A compound that has been identified to be present and is not part of the target compound list (TCL) for the method and/or program. All TICs are qualitatively identified and reported as estimated concentrations.

Footnotes

Report Format: Data Usability Report

Project Name:	TROY MILLS LANDFILL SUPERFUND	**Lab Number:**	L2016764
Project Number:	04.0190987.09	**Report Date:**	04/29/20

1 - The reference for this analyte should be considered modified since this analyte is absent from the target analyte list of the original method.

Terms

Analytical Method: Both the document from which the method originates and the analytical reference method. (Example: EPA 8260B is shown as 1,8260B.) The codes for the reference method documents are provided in the References section of the Addendum.

Difference: With respect to Total Oxidizable Precursor (TOP) Assay analysis, the difference is defined as the Post-Treatment value minus the Pre-Treatment value.

Final pH: As it pertains to Sample Receipt & Container Information section of the report, Final pH reflects pH of container determined after adjustment at the laboratory, if applicable. If no adjustment required, value reflects Initial pH.

Frozen Date/Time: With respect to Volatile Organics in soil, Frozen Date/Time reflects the date/time at which associated Reagent Water-preserved vials were initially frozen. Note: If frozen date/time is beyond 48 hours from sample collection, value will be reflected in 'bold'.

Initial pH: As it pertains to Sample Receipt & Container Information section of the report, Initial pH reflects pH of container determined upon receipt, if applicable.

PAH Total: With respect to Alkylated PAH analyses, the 'PAHs, Total' result is defined as the summation of results for all or a subset of the following compounds: Naphthalene, C1-C4 Naphthalenes, 2-Methylnaphthalene, 1-Methylnaphthalene, Biphenyl, Acenaphthylene, Acenaphthene, Fluorene, C1-C3 Fluorenes, Phenanthrene, C1-C4 Phenanthrenes/Anthracenes, Anthracene, Fluoranthene, Pyrene, C1-C4 Fluoranthenes/Pyrenes, Benz(a)anthracene, Chrysene, C1-C4 Chrysenes, Benzo(b)fluoranthene, Benzo(j)+(k)fluoranthene, Benzo(e)pyrene, Benzo(a)pyrene, Perylene, Indeno(1,2,3-cd)pyrene, Dibenz(ah)+(ac)anthracene, Benzo(g,h,i)perylene. If a 'Total' result is requested, the results of its individual components will also be reported.

PFAS Total: With respect to PFAS analyses, the 'PFAS, Total (5)' result is defined as the summation of results for: PFHpA, PFHxS, PFOA, PFNA and PFOS. If a 'Total' result is requested, the results of its individual components will also be reported.

The target compound Chlordane (CAS No. 57-74-9) is reported for GC ECD analyses. Per EPA,this compound "refers to a mixture of chlordane isomers, other chlorinated hydrocarbons and numerous other components." (Reference: USEPA Toxicological Review of Chlordane, In Support of Summary Information on the Integrated Risk Information System (IRIS), December 1997.)

Total: With respect to Organic analyses, a 'Total' result is defined as the summation of results for individual isomers or Aroclors. If a 'Total' result is requested, the results of its individual components will also be reported. This is applicable to 'Total' results for methods 8260, 8081 and 8082.

Data Qualifiers

A - Spectra identified as "Aldol Condensates" are byproducts of the extraction/concentration procedures when acetone is introduced in the process.

B - The analyte was detected above the reporting limit in the associated method blank. Flag only applies to associated field samples that have detectable concentrations of the analyte at less than ten times (10x) the concentration found in the blank. For MCP-related projects, flag only applies to associated field samples that have detectable concentrations of the analyte at less than ten times (10x) the concentration found in the blank. For DOD-related projects, flag only applies to associated field samples that have detectable concentrations of the analyte at less than ten times (10x) the concentration found in the blank AND the analyte was detected above one-half the reporting limit (or above the reporting limit for common lab contaminants) in the associated method blank. For NJ-Air-related projects, flag only applies to associated field samples that have detectable concentrations of the analyte above the reporting limit. For NJ-related projects (excluding Air), flag only applies to associated field samples that have detectable concentrations of the analyte, which was detected above the reporting limit in the associated method blank or above five times the reporting limit for common lab contaminants (Phthalates, Acetone, Methylene Chloride, 2-Butanone).

C - Co-elution: The target analyte co-elutes with a known lab standard (i.e. surrogate, internal standards, etc.) for co-extracted analyses.

D - Concentration of analyte was quantified from diluted analysis. Flag only applies to field samples that have detectable concentrations of the analyte.

E - Concentration of analyte exceeds the range of the calibration curve and/or linear range of the instrument.

G - The concentration may be biased high due to matrix interferences (i.e, co-elution) with non-target compound(s). The result should be considered estimated.

H - The analysis of pH was performed beyond the regulatory-required holding time of 15 minutes from the time of sample collection.

I - The lower value for the two columns has been reported due to obvious interference.

J - Estimated value. This represents an estimated concentration for Tentatively Identified Compounds (TICs).

M - Reporting Limit (RL) exceeds the MCP CAM Reporting Limit for this analyte.

ND - Not detected at the reporting limit (RL) for the sample.

NJ - Presumptive evidence of compound. This represents an estimated concentration for Tentatively Identified Compounds (TICs), where the identification is based on a mass spectral library search.

P - The RPD between the results for the two columns exceeds the method-specified criteria.

Q - The quality control sample exceeds the associated acceptance criteria. For DOD-related projects, LCS and/or Continuing Calibration Standard exceedences are also qualified on all associated sample results. Note: This flag is not applicable for matrix spike recoveries when the sample concentration is greater than 4x the spike added or for batch duplicate RPD when the sample concentrations are less

Report Format: Data Usability Report

Project Name:	TROY MILLS LANDFILL SUPERFUND	**Lab Number:**	L2016764
Project Number:	04.0190987.09	**Report Date:**	04/29/20

Data Qualifiers

than 5x the RL. (Metals only.)

R - Analytical results are from sample re-analysis.

RE - Analytical results are from sample re-extraction.

S - Analytical results are from modified screening analysis.

Report Format: Data Usability Report

Project Name:	TROY MILLS LANDFILL SUPERFUND	**Lab Number:**	L2016764
Project Number:	04.0190987.09	**Report Date:**	04/29/20

REFERENCES

1 Test Methods for Evaluating Solid Waste: Physical/Chemical Methods. EPA SW-846. Third Edition. Updates I - IV, 2007.

LIMITATION OF LIABILITIES

Alpha Analytical performs services with reasonable care and diligence normal to the analytical testing laboratory industry. In the event of an error, the sole and exclusive responsibility of Alpha Analytical shall be to re-perform the work at it's own expense. In no event shall Alpha Analytical be held liable for any incidental, consequential or special damages, including but not limited to, damages in any way connected with the use of, interpretation of, information or analysis provided by Alpha Analytical.

We strongly urge our clients to comply with EPA protocol regarding sample volume, preservation, cooling, containers, sampling procedures, holding time and splitting of samples in the field.

Certification Information

The following analytes are not included in our Primary NELAP Scope of Accreditation:

Westborough Facility
EPA 624/624.1: m/p-xylene, o-xylene, Naphthalene
EPA 8260C: NPW: 1,2,4,5-Tetramethylbenzene; 4-Ethyltoluene, Azobenzene; SCM: Iodomethane (methyl iodide), 1,2,4,5-Tetramethylbenzene; 4-Ethyltoluene.
EPA 8270D: NPW: Dimethylnaphthalene,1,4-Diphenylhydrazine; SCM: Dimethylnaphthalene,1,4-Diphenylhydrazine.
SM4500: NPW: Amenable Cyanide; SCM: Total Phosphorus, TKN, NO2, NO3.

Mansfield Facility
SM 2540D: TSS
EPA 8082A: NPW: PCB: 1, 5, 31, 87,101, 110, 141, 151, 153, 180, 183, 187.
EPA TO-15: Halothane, 2,4,4-Trimethyl-2-pentene, 2,4,4-Trimethyl-1-pentene, Thiophene, 2-Methylthiophene, 3-Methylthiophene, 2-Ethylthiophene, 1,2,3-Trimethylbenzene, Indan, Indene, 1,2,4,5-Tetramethylbenzene, Benzothiophene, 1-Methylnaphthalene.
EPA TO-12 Non-methane organics
EPA 3C Fixed gases
Biological Tissue Matrix: EPA 3050B

The following analytes are included in our Massachusetts DEP Scope of Accreditation

Westborough Facility:

Drinking Water
EPA 300.0: Chloride, Nitrate-N, Fluoride, Sulfate; **EPA 353.2**: Nitrate-N, Nitrite-N; **SM4500NO3-F**: Nitrate-N, Nitrite-N; **SM4500F-C, SM4500CN-CE, EPA 180.1, SM2130B, SM4500Cl-D, SM2320B, SM2540C, SM4500H-B, SM4500NO2-B**
EPA 332: Perchlorate; **EPA 524.2:** THMs and VOCs; **EPA 504.1:** EDB, DBCP.
Microbiology: **SM9215B; SM9223-P/A, SM9223B-Colilert-QT,SM9222D**.

Non-Potable Water
SM4500H,B, EPA 120.1, SM2510B, SM2540C, SM2320B, SM4500CL-E, SM4500F-BC, SM4500NH3-BH: Ammonia-N and Kjeldahl-N, **EPA 350.1**: Ammonia-N, **LACHAT 10-107-06-1-B**: Ammonia-N, **EPA 351.1, SM4500NO3-F, EPA 353.2**: Nitrate-N**, SM4500P-E, SM4500P-B, E, SM4500SO4-E, SM5220D, EPA 410.4, SM5210B, SM5310C, SM4500CL-D, EPA 1664, EPA 420.1, SM4500-CN-CE, SM2540D, EPA 300: Chloride, Sulfate, Nitrate.**
EPA 624.1: Volatile Halocarbons & Aromatics,
EPA 608.3: Chlordane, Toxaphene, Aldrin, alpha-BHC, beta-BHC, gamma-BHC, delta-BHC, Dieldrin, DDD, DDE, DDT, Endosulfan I, Endosulfan II, Endosulfan sulfate, Endrin, Endrin Aldehyde, Heptachlor, Heptachlor Epoxide, PCBs
EPA 625.1: SVOC (Acid/Base/Neutral Extractables), **EPA 600/4-81-045**: PCB-Oil.
Microbiology: **SM9223B-Colilert-QT; Enterolert-QT, SM9221E, EPA 1600, EPA 1603.**

Mansfield Facility:

Drinking Water
EPA 200.7: Al, Ba, Cd, Cr, Cu, Fe, Mn, Ni, Na, Ag, Ca, Zn. **EPA 200.8:** Al, Sb, As, Ba, Be, Cd, Cr, Cu, Pb, Mn, Ni, Se, Ag, TL, Zn. **EPA 245.1** Hg.
EPA 522.

Non-Potable Water
EPA 200.7: Al, Sb, As, Be, Cd, Ca, Cr, Co, Cu, Fe, Pb, Mg, Mn, Mo, Ni, K, Se, Ag, Na, Sr, TL, Ti, V, Zn.
EPA 200.8: Al, Sb**,** As, Be, Cd, Cr, Cu, Fe, Pb, Mn, Ni, K, Se, Ag, Na, TL, Zn.
EPA 245.1 Hg.
SM2340B

For a complete listing of analytes and methods, please contact your Alpha Project Manager.

CHAIN OF CUSTODY

PAGE 1 OF 1

Date Rec'd in Lab: 4/22/20

ALPHA Job #: L2016764

Westborough, MA
TEL: 508-898-9220
FAX: 508-898-9193

Mansfield, MA
TEL: 508-822-9300
FAX: 508-822-3288

Client Information

Client: NHDES
Address: 29 Hazen Drive
Concord, NH 03302
Phone: 603-271-3649
Fax:
Email: michael.summerlinjr@des.nh.gov

☐ These samples have been Previously analyzed by Alpha

Project Information

Project Name: Troy Mills Landfill Superfund
Project Location: Troy, NH
Project #: 04.0190987.09
Project Manager: Michael Summerlin
ALPHA Quote #: NH DES Contract No. 1069635

Turn-Around Time

☒ Standard ☐ Rush (ONLY IF PRE-APPROVED)

Due Date: Time:

Report Information

☐ FAX ☒ EMAIL
☒ ADEx ☐ Add'l Deliverables

Data Deliverables

Billing Information

☒ Same as Client info PO #: 2589-00"T"

Regulatory Requirements/Report Limits

State/Fed Program: NHDES
Criteria: Sampling and Analysis Plan limits

Other Project Specific Requirements/Comments/Detection Limits:

Please also email login receipts and lab reports to tanya.justham@gza.com
Please provide excel files formatted for upload to the NHDES EMD and for GZA EQuIS upload.

ANALYSIS

SAMPLE HANDLING
Filtration
☐ Done
☒ Not Needed
☐ Lab to do
Preservation
☐ Lab to do
(Please specify below)

ALPHA Lab ID (Lab Use Only)	Sample ID	Collection Date	Collection Time	Sample Matrix	Sampler's Initials	VOCs 8260 NHDES List	SVOCs (Acid/base/neutrals)	1,4-dioxane	Total metals (arsenic & manganese)	Hardness								Sample Specific Comments	TOTAL # BOTTLES
16764-01	TRIP BLANK	4/21/2020	0800	AQ	MJB	☒	☐	☐	☐	☐	☐	☐	☐	☐	☐	☐	☐		1
-02	TRY_MW-105S	4/21/2020	1125	AQ	MEM	☑	☑	☑	☑	☐	☐	☐	☐	☐	☐	☐	☐		8
-03	TRY_MW-105D	4/21/2020	1420	AQ	MEM	☑	☑	☑	☑	☐	☐	☐	☐	☐	☐	☐	☐		8
						☐	☐	☐	☐	☐	☐	☐	☐	☐	☐	☐	☐		
						☐	☐	☐	☐	☐	☐	☐	☐	☐	☐	☐	☐		
						☐	☐	☐	☐	☐	☐	☐	☐	☐	☐	☐	☐		
						☐	☐	☐	☐	☐	☐	☐	☐	☐	☐	☐	☐		
						☐	☐	☐	☐	☐	☐	☐	☐	☐	☐	☐	☐		
						☐	☐	☐	☐	☐	☐	☐	☐	☐	☐	☐	☐		
						☐	☐	☐	☐	☐	☐	☐	☐	☐	☐	☐	☐		

Container Type	V	A	A	P	P	-	-	-	-	-	-	-	
Preservative	B	A	A	C	C	-	-	-	-	-	-	-	

Relinquished By:	Date/Time	Received By:	Date/Time
	4/22/20 0354		4/22/20 0354
Beverly Clark	4/22/2020 10:29		4/22/20 1750
	4/22/20 1970		4/22/2019 2

Please print clearly, legibly and completely. Samples can not be logged in and turnaround time clock will not start until any ambiguities are resolved. All samples submitted are subject to Alpha's Payment Terms.

FORM NO: 01-01(I) (rev. 3-JAN-12)

ANALYTICAL REPORT

Lab Number:	L2016766
Client:	GZA GeoEnvironmental, Inc. / NHDES PO Box 95 29 Hazen Drive Concord, NH 03302-0095
ATTN:	Michael Summerlin
Phone:	(603) 271-3649
Project Name:	TROY MILLS LANDFILL SUPERFUND
Project Number:	04.0190987.09
Report Date:	05/01/20

The original project report/data package is held by Alpha Analytical. This report/data package is paginated and should be reproduced only in its entirety. Alpha Analytical holds no responsibility for results and/or data that are not consistent with the original.

Certifications & Approvals: MA (M-MA030), NH NELAP (2062), CT (PH-0141), DoD (L2474), FL (E87814), IL (200081), LA (85084), ME (MA00030), MD (350), NJ (MA015), NY (11627), NC (685), OH (CL106), PA (68-02089), RI (LAO00299), TX (T104704419), VT (VT-0015), VA (460194), WA (C954), US Army Corps of Engineers, USDA (Permit #P330-17-00150), USFWS (Permit #206964).

320 Forbes Boulevard, Mansfield, MA 02048-1806
508-822-9300 (Fax) 508-822-3288 800-624-9220 - www.alphalab.com

Project Name: TROY MILLS LANDFILL SUPERFUND
Project Number: 04.0190987.09

Lab Number: L2016766
Report Date: 05/01/20

Alpha Sample ID	Client ID	Matrix	Sample Location	Collection Date/Time	Receive Date
L2016766-01	TRIP BLANK	WATER	TROY, NH	04/21/20 08:00	04/22/20
L2016766-02	FIELD BLANK- MURPHY	WATER	TROY, NH	04/21/20 11:20	04/22/20
L2016766-03	TRY_MW-105S	WATER	TROY, NH	04/21/20 11:25	04/22/20
L2016766-04	TRY_MW-105D	WATER	TROY, NH	04/21/20 14:20	04/22/20
L2016766-05	FIELD BLANK-FOURNIER	WATER	TROY, NH	04/21/20 13:05	04/22/20
L2016766-06	TRY_MW-104D	WATER	TROY, NH	04/21/20 13:10	04/22/20
L2016766-07	FIELD BLANK-BERGEN	WATER	TROY, NH	04/21/20 11:35	04/22/20
L2016766-08	TRY_MW-701	WATER	TROY, NH	04/21/20 11:35	04/22/20
L2016766-09	TRY_MW-508X	WATER	TROY, NH	04/21/20 14:50	04/22/20

Project Name:	TROY MILLS LANDFILL SUPERFUND	**Lab Number:**	L2016766
Project Number:	04.0190987.09	**Report Date:**	05/01/20

Case Narrative

The samples were received in accordance with the Chain of Custody and no significant deviations were encountered during the preparation or analysis unless otherwise noted. Sample Receipt, Container Information, and the Chain of Custody are located at the back of the report.

Results contained within this report relate only to the samples submitted under this Alpha Lab Number and meet NELAP requirements for all NELAP accredited parameters unless otherwise noted in the following narrative. The data presented in this report is organized by parameter (i.e. VOC, SVOC, etc.). Sample specific Quality Control data (i.e. Surrogate Spike Recovery) is reported at the end of the target analyte list for each individual sample, followed by the Laboratory Batch Quality Control at the end of each parameter. Tentatively Identified Compounds (TICs), if requested, are reported for compounds identified to be present and are not part of the method/program Target Compound List, even if only a subset of the TCL are being reported. If a sample was re-analyzed or re-extracted due to a required quality control corrective action and if both sets of data are reported, the Laboratory ID of the re-analysis or re-extraction is designated with an "R" or "RE", respectively.

When multiple Batch Quality Control elements are reported (e.g. more than one LCS), the associated samples for each element are noted in the grey shaded header line of each data table. Any Laboratory Batch, Sample Specific % recovery or RPD value that is outside the listed Acceptance Criteria is bolded in the report. In reference to questions H (CAM) or 4 (RCP) when "NO" is checked, the performance criteria for CAM and RCP methods allow for some quality control failures to occur and still be within method compliance. In these instances, the specific failure is not narrated but noted in the associated QC Outlier Summary Report, located directly after the Case Narrative. QC information is also incorporated in the Data Usability Assessment table (Format 11) of our Data Merger tool, where it can be reviewed in conjunction with the sample result, associated regulatory criteria and any associated data usability implications.

Soil/sediments, solids and tissues are reported on a dry weight basis unless otherwise noted. Definitions of all data qualifiers and acronyms used in this report are provided in the Glossary located at the back of the report.

HOLD POLICY - For samples submitted on hold, Alpha's policy is to hold samples (with the exception of Air canisters) free of charge for 21 calendar days from the date the project is completed. After 21 calendar days, we will dispose of all samples submitted including those put on hold unless you have contacted your Alpha Project Manager and made arrangements for Alpha to continue to hold the samples. Air canisters will be disposed after 3 business days from the date the project is completed.

Please contact Project Management at 800-624-9220 with any questions.

Project Name:	TROY MILLS LANDFILL SUPERFUND	**Lab Number:**	L2016766
Project Number:	04.0190987.09	**Report Date:**	05/01/20

Case Narrative (continued)

Perfluorinated Alkyl Acids by Isotope Dilution

L2016766-01, -02, -03, -04, -05, -06, -07, -08, and -09: Extracted Internal Standard recoveries were outside the acceptance criteria for individual analytes. Please refer to the surrogate section of the report for details.

L2016766-07 and -09: The MeOH fraction of the extraction is reported for the following compounds: N-Methyl Perfluorooctane Sulfonamide (NMeFOSA) and N-Ethyl Perfluorooctane Sulfonamide (NEtFOSA),) due to better extraction efficiency of the Surrogates (Extracted Internal Standards).

L2016766-07 and -09 - (MEOH): Extracted Internal Standard recoveries were outside the acceptance criteria for individual analytes. Please refer to the surrogate section of the report for details.

WG1364155-1, WG1364155-2, WG1364155-3, WG1364155-4, and WG1364155-5: Extracted Internal Standard recoveries were outside the acceptance criteria for individual analytes. Please refer to the surrogate section of the report for details.

WG1364155-1, WG1364155-2, and WG1364155-3 - (MEOH): Extracted Internal Standard recoveries were outside the acceptance criteria for individual analytes. Please refer to the surrogate section of the report for details.

The WG1364155-2/-3 LCS/LCSD recoveries, associated with L2016766-01 through -09, are above the acceptance criteria for perfluorohexadecanoic acid (pfhxda) (170%/178%) and 1h,1h,2h,2h-perfluorododecanesulfonic acid (10:2fts) (180%/202%); however, the associated samples are non-detect to the RL for these target analytes. The results of the original analysis are reported.

The WG1364155-4 MS recovery, performed on L2016766-03, is outside the acceptance criteria for perfluorohexadecanoic acid (pfhxda) (181%).

I, the undersigned, attest under the pains and penalties of perjury that, to the best of my knowledge and belief and based upon my personal inquiry of those responsible for providing the information contained in this analytical report, such information is accurate and complete. This certificate of analysis is not complete unless this page accompanies any and all pages of this report.

Authorized Signature: Susan E O'Neil Susan O' Neil

Title: Technical Director/Representative Date: 05/01/20

ORGANICS

SEMIVOLATILES

Project Name: TROY MILLS LANDFILL SUPERFUND **Lab Number:** L2016766

Project Number: 04.0190987.09 **Report Date:** 05/01/20

SAMPLE RESULTS

Lab ID: L2016766-01
Client ID: TRIP BLANK
Sample Location: TROY, NH

Date Collected: 04/21/20 08:00
Date Received: 04/22/20
Field Prep: Not Specified

Sample Depth:
Matrix: Water
Analytical Method: 134,LCMSMS-ID
Analytical Date: 04/26/20 14:39
Analyst: SG

Extraction Method: ALPHA 23528
Extraction Date: 04/24/20 07:03

Parameter	Result	Qualifier	Units	RL	MDL	Dilution Factor
Perfluorinated Alkyl Acids by Isotope Dilution - Mansfield Lab						
Perfluorobutanoic Acid (PFBA)	ND		ng/l	1.80	--	1
Perfluoropentanoic Acid (PFPeA)	ND		ng/l	1.80	--	1
Perfluorobutanesulfonic Acid (PFBS)	ND		ng/l	1.80	--	1
1H,1H,2H,2H-Perfluorohexanesulfonic Acid (4:2FTS)	ND		ng/l	1.80	--	1
Perfluorohexanoic Acid (PFHxA)	ND		ng/l	1.80	--	1
Perfluoropentanesulfonic Acid (PFPeS)	ND		ng/l	1.80	--	1
Perfluoroheptanoic Acid (PFHpA)	ND		ng/l	1.80	--	1
Perfluorohexanesulfonic Acid (PFHxS)	ND		ng/l	1.80	--	1
Perfluorooctanoic Acid (PFOA)	ND		ng/l	1.80	--	1
1H,1H,2H,2H-Perfluorooctanesulfonic Acid (6:2FTS)	ND		ng/l	1.80	--	1
Perfluoroheptanesulfonic Acid (PFHpS)	ND		ng/l	1.80	--	1
Perfluorononanoic Acid (PFNA)	ND		ng/l	1.80	--	1
Perfluorooctanesulfonic Acid (PFOS)	ND		ng/l	1.80	--	1
Perfluorodecanoic Acid (PFDA)	ND		ng/l	1.80	--	1
1H,1H,2H,2H-Perfluorodecanesulfonic Acid (8:2FTS)	ND		ng/l	1.80	--	1
Perfluorononanesulfonic Acid (PFNS)	ND		ng/l	1.80	--	1
N-Methyl Perfluorooctanesulfonamidoacetic Acid (NMeFOSAA)	ND		ng/l	1.80	--	1
Perfluoroundecanoic Acid (PFUnA)	ND		ng/l	1.80	--	1
Perfluorodecanesulfonic Acid (PFDS)	ND		ng/l	1.80	--	1
Perfluorooctanesulfonamide (FOSA)	ND		ng/l	1.80	--	1
N-Ethyl Perfluorooctanesulfonamidoacetic Acid (NEtFOSAA)	ND		ng/l	1.80	--	1
Perfluorododecanoic Acid (PFDoA)	ND		ng/l	1.80	--	1
Perfluorotridecanoic Acid (PFTrDA)	ND		ng/l	1.80	--	1
Perfluorotetradecanoic Acid (PFTA)	ND		ng/l	1.80	--	1
2,3,3,3-Tetrafluoro-2-[1,1,2,2,3,3,3-Heptafluoropropoxy]-Propanoic Acid (HFPO-DA)	ND		ng/l	45.1	--	1
4,8-Dioxa-3h-Perfluorononanoic Acid (ADONA)	ND		ng/l	1.80	--	1
Perfluorohexadecanoic Acid (PFHxDA)	ND		ng/l	3.61	--	1

Project Name: TROY MILLS LANDFILL SUPERFUND **Lab Number:** L2016766

Project Number: 04.0190987.09 **Report Date:** 05/01/20

SAMPLE RESULTS

Lab ID: L2016766-01 Date Collected: 04/21/20 08:00

Client ID: TRIP BLANK Date Received: 04/22/20

Sample Location: TROY, NH Field Prep: Not Specified

Sample Depth:

Parameter	Result	Qualifier	Units	RL	MDL	Dilution Factor
Perfluorinated Alkyl Acids by Isotope Dilution - Mansfield Lab						
Perfluorooctadecanoic Acid (PFODA)	ND		ng/l	3.61	--	1
Perfluorododecane Sulfonic Acid (PFDoDS)	ND		ng/l	1.80	--	1
1H,1H,2H,2H-Perfluorododecanesulfonic Acid (10:2FTS)	ND		ng/l	4.51	--	1
9-Chlorohexadecafluoro-3-Oxanone-1-Sulfonic Acid (9Cl-PF3ONS)	ND		ng/l	1.80	--	1
11-Chloroeicosafluoro-3-Oxaundecane-1-Sulfonic Acid (11Cl-PF3OUdS)	ND		ng/l	1.80	--	1
N-Methyl Perfluorooctane Sulfonamide (NMeFOSA)	ND		ng/l	18.0	--	1
N-Ethyl Perfluorooctane Sulfonamide (NEtFOSA)	ND		ng/l	18.0	--	1
N-Methyl Perfluorooctanesulfonamido Ethanol (NMeFOSE)	ND		ng/l	45.1	--	1
N-Ethyl Perfluorooctanesulfonamido Ethanol (NEtFOSE)	ND		ng/l	45.1	--	1
PFOA/PFOS, Total	ND		ng/l	1.80	--	1
PFAS, Total (5)	ND		ng/l	1.80	--	1

Project Name: TROY MILLS LANDFILL SUPERFUND **Lab Number:** L2016766

Project Number: 04.0190987.09 **Report Date:** 05/01/20

SAMPLE RESULTS

Lab ID: L2016766-01 Date Collected: 04/21/20 08:00

Client ID: TRIP BLANK Date Received: 04/22/20

Sample Location: TROY, NH Field Prep: Not Specified

Sample Depth:

Parameter	Result	Qualifier	Units	RL	MDL	Dilution Factor

Perfluorinated Alkyl Acids by Isotope Dilution - Mansfield Lab

Surrogate (Extracted Internal Standard)	% Recovery	Qualifier	Acceptance Criteria
Perfluoro[13C4]Butanoic Acid (MPFBA)	83		2-156
Perfluoro[13C5]Pentanoic Acid (M5PFPEA)	83		16-173
Perfluoro[2,3,4-13C3]Butanesulfonic Acid (M3PFBS)	101		31-159
1H,1H,2H,2H-Perfluoro[1,2-13C2]Hexanesulfonic Acid (M2-4:2FTS)	98		1-313
Perfluoro[1,2,3,4,6-13C5]Hexanoic Acid (M5PFHxA)	72		21-145
Perfluoro[1,2,3,4-13C4]Heptanoic Acid (M4PFHpA)	84		30-139
Perfluoro[1,2,3-13C3]Hexanesulfonic Acid (M3PFHxS)	123		47-153
Perfluoro[13C8]Octanoic Acid (M8PFOA)	90		36-149
1H,1H,2H,2H-Perfluoro[1,2-13C2]Octanesulfonic Acid (M2-6:2FTS)	102		1-244
Perfluoro[13C9]Nonanoic Acid (M9PFNA)	83		34-146
Perfluoro[13C8]Octanesulfonic Acid (M8PFOS)	104		42-146
Perfluoro[1,2,3,4,5,6-13C6]Decanoic Acid (M6PFDA)	86		38-144
1H,1H,2H,2H-Perfluoro[1,2-13C2]Decanesulfonic Acid (M2-8:2FTS)	97		7-170
N-Deuteriomethylperfluoro-1-octanesulfonamidoacetic Acid (d3-NMeFOSAA)	66		1-181
Perfluoro[1,2,3,4,5,6,7-13C7]Undecanoic Acid (M7-PFUDA)	99		40-144
Perfluoro[13C8]Octanesulfonamide (M8FOSA)	57		1-87
N-Deuterioethylperfluoro-1-octanesulfonamidoacetic Acid (d5-NEtFOSAA)	69		23-146
Perfluoro[1,2-13C2]Dodecanoic Acid (MPFDOA)	92		24-161
Perfluoro[1,2-13C2]Tetradecanoic Acid (M2PFTEDA)	77		33-143
2,3,3,3-Tetrafluoro-2-[1,1,2,2,3,3,3-Heptafluoropropoxy]-13C3-Propanoic Acid (M3HFPO-DA)	**22**	Q	50-150
Perfluoro[13C2]Hexadecanoic Acid (M2PFHxDA)	**33**	Q	50-150
N-Methyl-d3-Perfluoro-1-Octanesulfonamide (d3-NMeFOSA)	**8**	Q	50-150
N-Ethyl-d5-Perfluoro-1-Octanesulfonamide (d5-NEtFOSA)	**7**	Q	50-150
2-(N-Methyl-d3-Perfluoro-1-Octanesulfonamido)ethan-d4-ol (d7-NMeFOSE)	**47**	Q	50-150
2-(N-Ethyl-d5-Perfluoro-1-Octanesulfonamido)ethan-d4-ol (d9-NEtFOSE)	59		50-150

Project Name: TROY MILLS LANDFILL SUPERFUND **Lab Number:** L2016766

Project Number: 04.0190987.09 **Report Date:** 05/01/20

SAMPLE RESULTS

Lab ID: L2016766-02
Client ID: FIELD BLANK- MURPHY
Sample Location: TROY, NH

Date Collected: 04/21/20 11:20
Date Received: 04/22/20
Field Prep: Not Specified

Sample Depth:
Matrix: Water
Analytical Method: 134,LCMSMS-ID
Analytical Date: 04/26/20 14:56
Analyst: SG

Extraction Method: ALPHA 23528
Extraction Date: 04/24/20 07:03

Parameter	Result	Qualifier	Units	RL	MDL	Dilution Factor
Perfluorinated Alkyl Acids by Isotope Dilution - Mansfield Lab						
Perfluorobutanoic Acid (PFBA)	ND		ng/l	1.82	--	1
Perfluoropentanoic Acid (PFPeA)	ND		ng/l	1.82	--	1
Perfluorobutanesulfonic Acid (PFBS)	ND		ng/l	1.82	--	1
1H,1H,2H,2H-Perfluorohexanesulfonic Acid (4:2FTS)	ND		ng/l	1.82	--	1
Perfluorohexanoic Acid (PFHxA)	ND		ng/l	1.82	--	1
Perfluoropentanesulfonic Acid (PFPeS)	ND		ng/l	1.82	--	1
Perfluoroheptanoic Acid (PFHpA)	ND		ng/l	1.82	--	1
Perfluorohexanesulfonic Acid (PFHxS)	ND		ng/l	1.82	--	1
Perfluorooctanoic Acid (PFOA)	ND		ng/l	1.82	--	1
1H,1H,2H,2H-Perfluorooctanesulfonic Acid (6:2FTS)	ND		ng/l	1.82	--	1
Perfluoroheptanesulfonic Acid (PFHpS)	ND		ng/l	1.82	--	1
Perfluorononanoic Acid (PFNA)	ND		ng/l	1.82	--	1
Perfluorooctanesulfonic Acid (PFOS)	ND		ng/l	1.82	--	1
Perfluorodecanoic Acid (PFDA)	ND		ng/l	1.82	--	1
1H,1H,2H,2H-Perfluorodecanesulfonic Acid (8:2FTS)	ND		ng/l	1.82	--	1
Perfluorononanesulfonic Acid (PFNS)	ND		ng/l	1.82	--	1
N-Methyl Perfluorooctanesulfonamidoacetic Acid (NMeFOSAA)	ND		ng/l	1.82	--	1
Perfluoroundecanoic Acid (PFUnA)	ND		ng/l	1.82	--	1
Perfluorodecanesulfonic Acid (PFDS)	ND		ng/l	1.82	--	1
Perfluorooctanesulfonamide (FOSA)	ND		ng/l	1.82	--	1
N-Ethyl Perfluorooctanesulfonamidoacetic Acid (NEtFOSAA)	ND		ng/l	1.82	--	1
Perfluorododecanoic Acid (PFDoA)	ND		ng/l	1.82	--	1
Perfluorotridecanoic Acid (PFTrDA)	ND		ng/l	1.82	--	1
Perfluorotetradecanoic Acid (PFTA)	ND		ng/l	1.82	--	1
2,3,3,3-Tetrafluoro-2-[1,1,2,2,3,3,3-Heptafluoropropoxy]-Propanoic Acid (HFPO-DA)	ND		ng/l	45.6	--	1
4,8-Dioxa-3h-Perfluorononanoic Acid (ADONA)	ND		ng/l	1.82	--	1
Perfluorohexadecanoic Acid (PFHxDA)	ND		ng/l	3.65	--	1

Project Name: TROY MILLS LANDFILL SUPERFUND **Lab Number:** L2016766

Project Number: 04.0190987.09 **Report Date:** 05/01/20

SAMPLE RESULTS

Lab ID: L2016766-02 Date Collected: 04/21/20 11:20

Client ID: FIELD BLANK- MURPHY Date Received: 04/22/20

Sample Location: TROY, NH Field Prep: Not Specified

Sample Depth:

Parameter	Result	Qualifier	Units	RL	MDL	Dilution Factor
Perfluorinated Alkyl Acids by Isotope Dilution - Mansfield Lab						
Perfluorooctadecanoic Acid (PFODA)	ND		ng/l	3.65	--	1
Perfluorododecane Sulfonic Acid (PFDoDS)	ND		ng/l	1.82	--	1
1H,1H,2H,2H-Perfluorododecanesulfonic Acid (10:2FTS)	ND		ng/l	4.56	--	1
9-Chlorohexadecafluoro-3-Oxanone-1-Sulfonic Acid (9Cl-PF3ONS)	ND		ng/l	1.82	--	1
11-Chloroeicosafluoro-3-Oxaundecane-1-Sulfonic Acid (11Cl-PF3OUdS)	ND		ng/l	1.82	--	1
N-Methyl Perfluorooctane Sulfonamide (NMeFOSA)	ND		ng/l	18.2	--	1
N-Ethyl Perfluorooctane Sulfonamide (NEtFOSA)	ND		ng/l	18.2	--	1
N-Methyl Perfluorooctanesulfonamido Ethanol (NMeFOSE)	ND		ng/l	45.6	--	1
N-Ethyl Perfluorooctanesulfonamido Ethanol (NEtFOSE)	ND		ng/l	45.6	--	1
PFOA/PFOS, Total	ND		ng/l	1.82	--	1
PFAS, Total (5)	ND		ng/l	1.82	--	1

Project Name: TROY MILLS LANDFILL SUPERFUND **Lab Number:** L2016766

Project Number: 04.0190987.09 **Report Date:** 05/01/20

SAMPLE RESULTS

Lab ID: L2016766-02 Date Collected: 04/21/20 11:20

Client ID: FIELD BLANK- MURPHY Date Received: 04/22/20

Sample Location: TROY, NH Field Prep: Not Specified

Sample Depth:

Parameter	Result	Qualifier	Units	RL	MDL	Dilution Factor

Perfluorinated Alkyl Acids by Isotope Dilution - Mansfield Lab

Surrogate (Extracted Internal Standard)	% Recovery	Qualifier	Acceptance Criteria
Perfluoro[13C4]Butanoic Acid (MPFBA)	67		2-156
Perfluoro[13C5]Pentanoic Acid (M5PFPEA)	68		16-173
Perfluoro[2,3,4-13C3]Butanesulfonic Acid (M3PFBS)	100		31-159
1H,1H,2H,2H-Perfluoro[1,2-13C2]Hexanesulfonic Acid (M2-4:2FTS)	97		1-313
Perfluoro[1,2,3,4,6-13C5]Hexanoic Acid (M5PFHxA)	61		21-145
Perfluoro[1,2,3,4-13C4]Heptanoic Acid (M4PFHpA)	71		30-139
Perfluoro[1,2,3-13C3]Hexanesulfonic Acid (M3PFHxS)	116		47-153
Perfluoro[13C8]Octanoic Acid (M8PFOA)	77		36-149
1H,1H,2H,2H-Perfluoro[1,2-13C2]Octanesulfonic Acid (M2-6:2FTS)	96		1-244
Perfluoro[13C9]Nonanoic Acid (M9PFNA)	74		34-146
Perfluoro[13C8]Octanesulfonic Acid (M8PFOS)	100		42-146
Perfluoro[1,2,3,4,5,6-13C6]Decanoic Acid (M6PFDA)	82		38-144
1H,1H,2H,2H-Perfluoro[1,2-13C2]Decanesulfonic Acid (M2-8:2FTS)	94		7-170
N-Deuteriomethylperfluoro-1-octanesulfonamidoacetic Acid (d3-NMeFOSAA)	60		1-181
Perfluoro[1,2,3,4,5,6,7-13C7]Undecanoic Acid (M7-PFUDA)	93		40-144
Perfluoro[13C8]Octanesulfonamide (M8FOSA)	54		1-87
N-Deuterioethylperfluoro-1-octanesulfonamidoacetic Acid (d5-NEtFOSAA)	56		23-146
Perfluoro[1,2-13C2]Dodecanoic Acid (MPFDOA)	87		24-161
Perfluoro[1,2-13C2]Tetradecanoic Acid (M2PFTEDA)	75		33-143
2,3,3,3-Tetrafluoro-2-[1,1,2,2,3,3,3-Heptafluoropropoxy]-13C3-Propanoic Acid (M3HFPO-DA)	**15**	Q	50-150
Perfluoro[13C2]Hexadecanoic Acid (M2PFHxDA)	**31**	Q	50-150
N-Methyl-d3-Perfluoro-1-Octanesulfonamide (d3-NMeFOSA)	**6**	Q	50-150
N-Ethyl-d5-Perfluoro-1-Octanesulfonamide (d5-NEtFOSA)	**5**	Q	50-150
2-(N-Methyl-d3-Perfluoro-1-Octanesulfonamido)ethan-d4-ol (d7-NMeFOSE)	52		50-150
2-(N-Ethyl-d5-Perfluoro-1-Octanesulfonamido)ethan-d4-ol (d9-NEtFOSE)	62		50-150

Project Name: TROY MILLS LANDFILL SUPERFUND **Lab Number:** L2016766

Project Number: 04.0190987.09 **Report Date:** 05/01/20

SAMPLE RESULTS

Lab ID: L2016766-03
Client ID: TRY_MW-105S
Sample Location: TROY, NH

Date Collected: 04/21/20 11:25
Date Received: 04/22/20
Field Prep: Not Specified

Sample Depth:
Matrix: Water
Analytical Method: 134,LCMSMS-ID
Analytical Date: 04/26/20 15:29
Analyst: SG

Extraction Method: ALPHA 23528
Extraction Date: 04/24/20 07:03

Parameter	Result	Qualifier	Units	RL	MDL	Dilution Factor
Perfluorinated Alkyl Acids by Isotope Dilution - Mansfield Lab						
Perfluorobutanoic Acid (PFBA)	21.6		ng/l	1.88	--	1
Perfluoropentanoic Acid (PFPeA)	44.8		ng/l	1.88	--	1
Perfluorobutanesulfonic Acid (PFBS)	8.47		ng/l	1.88	--	1
1H,1H,2H,2H-Perfluorohexanesulfonic Acid (4:2FTS)	ND		ng/l	1.88	--	1
Perfluorohexanoic Acid (PFHxA)	71.8		ng/l	1.88	--	1
Perfluoropentanesulfonic Acid (PFPeS)	ND		ng/l	1.88	--	1
Perfluoroheptanoic Acid (PFHpA)	100		ng/l	1.88	--	1
Perfluorohexanesulfonic Acid (PFHxS)	2.44		ng/l	1.88	--	1
Perfluorooctanoic Acid (PFOA)	162		ng/l	1.88	--	1
1H,1H,2H,2H-Perfluorooctanesulfonic Acid (6:2FTS)	ND		ng/l	1.88	--	1
Perfluoroheptanesulfonic Acid (PFHpS)	ND		ng/l	1.88	--	1
Perfluorononanoic Acid (PFNA)	17.6		ng/l	1.88	--	1
Perfluorooctanesulfonic Acid (PFOS)	4.76		ng/l	1.88	--	1
Perfluorodecanoic Acid (PFDA)	2.18		ng/l	1.88	--	1
1H,1H,2H,2H-Perfluorodecanesulfonic Acid (8:2FTS)	ND		ng/l	1.88	--	1
Perfluorononanesulfonic Acid (PFNS)	ND		ng/l	1.88	--	1
N-Methyl Perfluorooctanesulfonamidoacetic Acid (NMeFOSAA)	ND		ng/l	1.88	--	1
Perfluoroundecanoic Acid (PFUnA)	ND		ng/l	1.88	--	1
Perfluorodecanesulfonic Acid (PFDS)	ND		ng/l	1.88	--	1
Perfluorooctanesulfonamide (FOSA)	ND		ng/l	1.88	--	1
N-Ethyl Perfluorooctanesulfonamidoacetic Acid (NEtFOSAA)	ND		ng/l	1.88	--	1
Perfluorododecanoic Acid (PFDoA)	ND		ng/l	1.88	--	1
Perfluorotridecanoic Acid (PFTrDA)	ND		ng/l	1.88	--	1
Perfluorotetradecanoic Acid (PFTA)	ND		ng/l	1.88	--	1
2,3,3,3-Tetrafluoro-2-[1,1,2,2,3,3,3-Heptafluoropropoxy]-Propanoic Acid (HFPO-DA)	ND		ng/l	47.0	--	1
4,8-Dioxa-3h-Perfluorononanoic Acid (ADONA)	ND		ng/l	1.88	--	1
Perfluorohexadecanoic Acid (PFHxDA)	ND		ng/l	3.76	--	1

Project Name: TROY MILLS LANDFILL SUPERFUND **Lab Number:** L2016766

Project Number: 04.0190987.09 **Report Date:** 05/01/20

SAMPLE RESULTS

Lab ID: L2016766-03 Date Collected: 04/21/20 11:25

Client ID: TRY_MW-105S Date Received: 04/22/20

Sample Location: TROY, NH Field Prep: Not Specified

Sample Depth:

Parameter	Result	Qualifier	Units	RL	MDL	Dilution Factor
Perfluorinated Alkyl Acids by Isotope Dilution - Mansfield Lab						
Perfluorooctadecanoic Acid (PFODA)	ND		ng/l	3.76	--	1
Perfluorododecane Sulfonic Acid (PFDoDS)	ND		ng/l	1.88	--	1
1H,1H,2H,2H-Perfluorododecanesulfonic Acid (10:2FTS)	ND		ng/l	4.70	--	1
9-Chlorohexadecafluoro-3-Oxanone-1-Sulfonic Acid (9Cl-PF3ONS)	ND		ng/l	1.88	--	1
11-Chloroeicosafluoro-3-Oxaundecane-1-Sulfonic Acid (11Cl-PF3OUdS)	ND		ng/l	1.88	--	1
N-Methyl Perfluorooctane Sulfonamide (NMeFOSA)	ND		ng/l	18.8	--	1
N-Ethyl Perfluorooctane Sulfonamide (NEtFOSA)	ND		ng/l	18.8	--	1
N-Methyl Perfluorooctanesulfonamido Ethanol (NMeFOSE)	ND		ng/l	47.0	--	1
N-Ethyl Perfluorooctanesulfonamido Ethanol (NEtFOSE)	ND		ng/l	47.0	--	1
PFOA/PFOS, Total	167		ng/l	1.88	--	1
PFAS, Total (5)	287		ng/l	1.88	--	1

Project Name: TROY MILLS LANDFILL SUPERFUND **Lab Number:** L2016766

Project Number: 04.0190987.09 **Report Date:** 05/01/20

SAMPLE RESULTS

Lab ID: L2016766-03 Date Collected: 04/21/20 11:25

Client ID: TRY_MW-105S Date Received: 04/22/20

Sample Location: TROY, NH Field Prep: Not Specified

Sample Depth:

Parameter	Result	Qualifier	Units	RL	MDL	Dilution Factor

Perfluorinated Alkyl Acids by Isotope Dilution - Mansfield Lab

Surrogate (Extracted Internal Standard)	% Recovery	Qualifier	Acceptance Criteria
Perfluoro[13C4]Butanoic Acid (MPFBA)	81		2-156
Perfluoro[13C5]Pentanoic Acid (M5PFPEA)	66		16-173
Perfluoro[2,3,4-13C3]Butanesulfonic Acid (M3PFBS)	88		31-159
1H,1H,2H,2H-Perfluoro[1,2-13C2]Hexanesulfonic Acid (M2-4:2FTS)	189		1-313
Perfluoro[1,2,3,4,6-13C5]Hexanoic Acid (M5PFHxA)	57		21-145
Perfluoro[1,2,3,4-13C4]Heptanoic Acid (M4PFHpA)	68		30-139
Perfluoro[1,2,3-13C3]Hexanesulfonic Acid (M3PFHxS)	124		47-153
Perfluoro[13C8]Octanoic Acid (M8PFOA)	67		36-149
1H,1H,2H,2H-Perfluoro[1,2-13C2]Octanesulfonic Acid (M2-6:2FTS)	142		1-244
Perfluoro[13C9]Nonanoic Acid (M9PFNA)	57		34-146
Perfluoro[13C8]Octanesulfonic Acid (M8PFOS)	99		42-146
Perfluoro[1,2,3,4,5,6-13C6]Decanoic Acid (M6PFDA)	53		38-144
1H,1H,2H,2H-Perfluoro[1,2-13C2]Decanesulfonic Acid (M2-8:2FTS)	95		7-170
N-Deuteriomethylperfluoro-1-octanesulfonamidoacetic Acid (d3-NMeFOSAA)	44		1-181
Perfluoro[1,2,3,4,5,6,7-13C7]Undecanoic Acid (M7-PFUDA)	56		40-144
Perfluoro[13C8]Octanesulfonamide (M8FOSA)	53		1-87
N-Deuterioethylperfluoro-1-octanesulfonamidoacetic Acid (d5-NEtFOSAA)	47		23-146
Perfluoro[1,2-13C2]Dodecanoic Acid (MPFDOA)	49		24-161
Perfluoro[1,2-13C2]Tetradecanoic Acid (M2PFTEDA)	57		33-143
2,3,3,3-Tetrafluoro-2-[1,1,2,2,3,3,3-Heptafluoropropoxy]-13C3-Propanoic Acid (M3HFPO-DA)	**34**	Q	50-150
Perfluoro[13C2]Hexadecanoic Acid (M2PFHxDA)	**38**	Q	50-150
N-Methyl-d3-Perfluoro-1-Octanesulfonamide (d3-NMeFOSA)	**11**	Q	50-150
N-Ethyl-d5-Perfluoro-1-Octanesulfonamide (d5-NEtFOSA)	**11**	Q	50-150
2-(N-Methyl-d3-Perfluoro-1-Octanesulfonamido)ethan-d4-ol (d7-NMeFOSE)	59		50-150
2-(N-Ethyl-d5-Perfluoro-1-Octanesulfonamido)ethan-d4-ol (d9-NEtFOSE)	73		50-150

Project Name: TROY MILLS LANDFILL SUPERFUND **Lab Number:** L2016766

Project Number: 04.0190987.09 **Report Date:** 05/01/20

SAMPLE RESULTS

Lab ID: L2016766-04
Client ID: TRY_MW-105D
Sample Location: TROY, NH

Date Collected: 04/21/20 14:20
Date Received: 04/22/20
Field Prep: Not Specified

Sample Depth:
Matrix: Water
Analytical Method: 134,LCMSMS-ID
Analytical Date: 04/26/20 15:47
Analyst: SG

Extraction Method: ALPHA 23528
Extraction Date: 04/24/20 07:03

Parameter	Result	Qualifier	Units	RL	MDL	Dilution Factor
Perfluorinated Alkyl Acids by Isotope Dilution - Mansfield Lab						
Perfluorobutanoic Acid (PFBA)	16.0		ng/l	1.80	--	1
Perfluoropentanoic Acid (PFPeA)	28.1		ng/l	1.80	--	1
Perfluorobutanesulfonic Acid (PFBS)	7.33		ng/l	1.80	--	1
1H,1H,2H,2H-Perfluorohexanesulfonic Acid (4:2FTS)	ND		ng/l	1.80	--	1
Perfluorohexanoic Acid (PFHxA)	45.5		ng/l	1.80	--	1
Perfluoropentanesulfonic Acid (PFPeS)	ND		ng/l	1.80	--	1
Perfluoroheptanoic Acid (PFHpA)	73.8		ng/l	1.80	--	1
Perfluorohexanesulfonic Acid (PFHxS)	3.94		ng/l	1.80	--	1
Perfluorooctanoic Acid (PFOA)	159		ng/l	1.80	--	1
1H,1H,2H,2H-Perfluorooctanesulfonic Acid (6:2FTS)	ND		ng/l	1.80	--	1
Perfluoroheptanesulfonic Acid (PFHpS)	ND		ng/l	1.80	--	1
Perfluorononanoic Acid (PFNA)	24.4		ng/l	1.80	--	1
Perfluorooctanesulfonic Acid (PFOS)	4.84		ng/l	1.80	--	1
Perfluorodecanoic Acid (PFDA)	5.70		ng/l	1.80	--	1
1H,1H,2H,2H-Perfluorodecanesulfonic Acid (8:2FTS)	ND		ng/l	1.80	--	1
Perfluorononanesulfonic Acid (PFNS)	ND		ng/l	1.80	--	1
N-Methyl Perfluorooctanesulfonamidoacetic Acid (NMeFOSAA)	ND		ng/l	1.80	--	1
Perfluoroundecanoic Acid (PFUnA)	6.63		ng/l	1.80	--	1
Perfluorodecanesulfonic Acid (PFDS)	ND		ng/l	1.80	--	1
Perfluorooctanesulfonamide (FOSA)	ND		ng/l	1.80	--	1
N-Ethyl Perfluorooctanesulfonamidoacetic Acid (NEtFOSAA)	ND		ng/l	1.80	--	1
Perfluorododecanoic Acid (PFDoA)	2.90		ng/l	1.80	--	1
Perfluorotridecanoic Acid (PFTrDA)	ND		ng/l	1.80	--	1
Perfluorotetradecanoic Acid (PFTA)	ND		ng/l	1.80	--	1
2,3,3,3-Tetrafluoro-2-[1,1,2,2,3,3,3-Heptafluoropropoxy]-Propanoic Acid (HFPO-DA)	ND		ng/l	45.1	--	1
4,8-Dioxa-3h-Perfluorononanoic Acid (ADONA)	ND		ng/l	1.80	--	1
Perfluorohexadecanoic Acid (PFHxDA)	ND		ng/l	3.61	--	1

Project Name: TROY MILLS LANDFILL SUPERFUND **Lab Number:** L2016766

Project Number: 04.0190987.09 **Report Date:** 05/01/20

SAMPLE RESULTS

Lab ID: L2016766-04 Date Collected: 04/21/20 14:20

Client ID: TRY_MW-105D Date Received: 04/22/20

Sample Location: TROY, NH Field Prep: Not Specified

Sample Depth:

Parameter	Result	Qualifier	Units	RL	MDL	Dilution Factor
Perfluorinated Alkyl Acids by Isotope Dilution - Mansfield Lab						
Perfluorooctadecanoic Acid (PFODA)	ND		ng/l	3.61	--	1
Perfluorododecane Sulfonic Acid (PFDoDS)	ND		ng/l	1.80	--	1
1H,1H,2H,2H-Perfluorododecanesulfonic Acid (10:2FTS)	ND		ng/l	4.51	--	1
9-Chlorohexadecafluoro-3-Oxanone-1-Sulfonic Acid (9Cl-PF3ONS)	ND		ng/l	1.80	--	1
11-Chloroeicosafluoro-3-Oxaundecane-1-Sulfonic Acid (11Cl-PF3OUdS)	ND		ng/l	1.80	--	1
N-Methyl Perfluorooctane Sulfonamide (NMeFOSA)	ND		ng/l	18.0	--	1
N-Ethyl Perfluorooctane Sulfonamide (NEtFOSA)	ND		ng/l	18.0	--	1
N-Methyl Perfluorooctanesulfonamido Ethanol (NMeFOSE)	ND		ng/l	45.1	--	1
N-Ethyl Perfluorooctanesulfonamido Ethanol (NEtFOSE)	ND		ng/l	45.1	--	1
PFOA/PFOS, Total	164		ng/l	1.80	--	1
PFAS, Total (5)	266		ng/l	1.80	--	1

Project Name: TROY MILLS LANDFILL SUPERFUND **Lab Number:** L2016766

Project Number: 04.0190987.09 **Report Date:** 05/01/20

SAMPLE RESULTS

Lab ID: L2016766-04 Date Collected: 04/21/20 14:20

Client ID: TRY_MW-105D Date Received: 04/22/20

Sample Location: TROY, NH Field Prep: Not Specified

Sample Depth:

Parameter	Result	Qualifier	Units	RL	MDL	Dilution Factor

Perfluorinated Alkyl Acids by Isotope Dilution - Mansfield Lab

Surrogate (Extracted Internal Standard)	% Recovery	Qualifier	Acceptance Criteria
Perfluoro[13C4]Butanoic Acid (MPFBA)	74		2-156
Perfluoro[13C5]Pentanoic Acid (M5PFPEA)	63		16-173
Perfluoro[2,3,4-13C3]Butanesulfonic Acid (M3PFBS)	85		31-159
1H,1H,2H,2H-Perfluoro[1,2-13C2]Hexanesulfonic Acid (M2-4:2FTS)	172		1-313
Perfluoro[1,2,3,4,6-13C5]Hexanoic Acid (M5PFHxA)	54		21-145
Perfluoro[1,2,3,4-13C4]Heptanoic Acid (M4PFHpA)	63		30-139
Perfluoro[1,2,3-13C3]Hexanesulfonic Acid (M3PFHxS)	112		47-153
Perfluoro[13C8]Octanoic Acid (M8PFOA)	65		36-149
1H,1H,2H,2H-Perfluoro[1,2-13C2]Octanesulfonic Acid (M2-6:2FTS)	142		1-244
Perfluoro[13C9]Nonanoic Acid (M9PFNA)	67		34-146
Perfluoro[13C8]Octanesulfonic Acid (M8PFOS)	99		42-146
Perfluoro[1,2,3,4,5,6-13C6]Decanoic Acid (M6PFDA)	60		38-144
1H,1H,2H,2H-Perfluoro[1,2-13C2]Decanesulfonic Acid (M2-8:2FTS)	139		7-170
N-Deuteriomethylperfluoro-1-octanesulfonamidoacetic Acid (d3-NMeFOSAA)	57		1-181
Perfluoro[1,2,3,4,5,6,7-13C7]Undecanoic Acid (M7-PFUDA)	61		40-144
Perfluoro[13C8]Octanesulfonamide (M8FOSA)	50		1-87
N-Deuterioethylperfluoro-1-octanesulfonamidoacetic Acid (d5-NEtFOSAA)	57		23-146
Perfluoro[1,2-13C2]Dodecanoic Acid (MPFDOA)	56		24-161
Perfluoro[1,2-13C2]Tetradecanoic Acid (M2PFTEDA)	66		33-143
2,3,3,3-Tetrafluoro-2-[1,1,2,2,3,3,3-Heptafluoropropoxy]-13C3-Propanoic Acid (M3HFPO-DA)	**31**	Q	50-150
Perfluoro[13C2]Hexadecanoic Acid (M2PFHxDA)	**35**	Q	50-150
N-Methyl-d3-Perfluoro-1-Octanesulfonamide (d3-NMeFOSA)	**13**	Q	50-150
N-Ethyl-d5-Perfluoro-1-Octanesulfonamide (d5-NEtFOSA)	**13**	Q	50-150
2-(N-Methyl-d3-Perfluoro-1-Octanesulfonamido)ethan-d4-ol (d7-NMeFOSE)	54		50-150
2-(N-Ethyl-d5-Perfluoro-1-Octanesulfonamido)ethan-d4-ol (d9-NEtFOSE)	67		50-150

Project Name: TROY MILLS LANDFILL SUPERFUND **Lab Number:** L2016766

Project Number: 04.0190987.09 **Report Date:** 05/01/20

SAMPLE RESULTS

Lab ID: L2016766-05
Client ID: FIELD BLANK-FOURNIER
Sample Location: TROY, NH

Date Collected: 04/21/20 13:05
Date Received: 04/22/20
Field Prep: Not Specified

Sample Depth:
Matrix: Water
Analytical Method: 134,LCMSMS-ID
Analytical Date: 04/26/20 15:12
Analyst: SG

Extraction Method: ALPHA 23528
Extraction Date: 04/24/20 07:03

Parameter	Result	Qualifier	Units	RL	MDL	Dilution Factor
Perfluorinated Alkyl Acids by Isotope Dilution - Mansfield Lab						
Perfluorobutanoic Acid (PFBA)	ND		ng/l	1.83	--	1
Perfluoropentanoic Acid (PFPeA)	ND		ng/l	1.83	--	1
Perfluorobutanesulfonic Acid (PFBS)	ND		ng/l	1.83	--	1
1H,1H,2H,2H-Perfluorohexanesulfonic Acid (4:2FTS)	ND		ng/l	1.83	--	1
Perfluorohexanoic Acid (PFHxA)	ND		ng/l	1.83	--	1
Perfluoropentanesulfonic Acid (PFPeS)	ND		ng/l	1.83	--	1
Perfluoroheptanoic Acid (PFHpA)	ND		ng/l	1.83	--	1
Perfluorohexanesulfonic Acid (PFHxS)	ND		ng/l	1.83	--	1
Perfluorooctanoic Acid (PFOA)	ND		ng/l	1.83	--	1
1H,1H,2H,2H-Perfluorooctanesulfonic Acid (6:2FTS)	ND		ng/l	1.83	--	1
Perfluoroheptanesulfonic Acid (PFHpS)	ND		ng/l	1.83	--	1
Perfluorononanoic Acid (PFNA)	ND		ng/l	1.83	--	1
Perfluorooctanesulfonic Acid (PFOS)	ND		ng/l	1.83	--	1
Perfluorodecanoic Acid (PFDA)	ND		ng/l	1.83	--	1
1H,1H,2H,2H-Perfluorodecanesulfonic Acid (8:2FTS)	ND		ng/l	1.83	--	1
Perfluorononanesulfonic Acid (PFNS)	ND		ng/l	1.83	--	1
N-Methyl Perfluorooctanesulfonamidoacetic Acid (NMeFOSAA)	ND		ng/l	1.83	--	1
Perfluoroundecanoic Acid (PFUnA)	ND		ng/l	1.83	--	1
Perfluorodecanesulfonic Acid (PFDS)	ND		ng/l	1.83	--	1
Perfluorooctanesulfonamide (FOSA)	ND		ng/l	1.83	--	1
N-Ethyl Perfluorooctanesulfonamidoacetic Acid (NEtFOSAA)	ND		ng/l	1.83	--	1
Perfluorododecanoic Acid (PFDoA)	ND		ng/l	1.83	--	1
Perfluorotridecanoic Acid (PFTrDA)	ND		ng/l	1.83	--	1
Perfluorotetradecanoic Acid (PFTA)	ND		ng/l	1.83	--	1
2,3,3,3-Tetrafluoro-2-[1,1,2,2,3,3,3-Heptafluoropropoxy]-Propanoic Acid (HFPO-DA)	ND		ng/l	45.8	--	1
4,8-Dioxa-3h-Perfluorononanoic Acid (ADONA)	ND		ng/l	1.83	--	1
Perfluorohexadecanoic Acid (PFHxDA)	ND		ng/l	3.66	--	1

Project Name: TROY MILLS LANDFILL SUPERFUND **Lab Number:** L2016766

Project Number: 04.0190987.09 **Report Date:** 05/01/20

SAMPLE RESULTS

Lab ID: L2016766-05 Date Collected: 04/21/20 13:05

Client ID: FIELD BLANK-FOURNIER Date Received: 04/22/20

Sample Location: TROY, NH Field Prep: Not Specified

Sample Depth:

Parameter	Result	Qualifier	Units	RL	MDL	Dilution Factor
Perfluorinated Alkyl Acids by Isotope Dilution - Mansfield Lab						
Perfluorooctadecanoic Acid (PFODA)	ND		ng/l	3.66	--	1
Perfluorododecane Sulfonic Acid (PFDoDS)	ND		ng/l	1.83	--	1
1H,1H,2H,2H-Perfluorododecanesulfonic Acid (10:2FTS)	ND		ng/l	4.58	--	1
9-Chlorohexadecafluoro-3-Oxanone-1-Sulfonic Acid (9Cl-PF3ONS)	ND		ng/l	1.83	--	1
11-Chloroeicosafluoro-3-Oxaundecane-1-Sulfonic Acid (11Cl-PF3OUdS)	ND		ng/l	1.83	--	1
N-Methyl Perfluorooctane Sulfonamide (NMeFOSA)	ND		ng/l	18.3	--	1
N-Ethyl Perfluorooctane Sulfonamide (NEtFOSA)	ND		ng/l	18.3	--	1
N-Methyl Perfluorooctanesulfonamido Ethanol (NMeFOSE)	ND		ng/l	45.8	--	1
N-Ethyl Perfluorooctanesulfonamido Ethanol (NEtFOSE)	ND		ng/l	45.8	--	1
PFOA/PFOS, Total	ND		ng/l	1.83	--	1
PFAS, Total (5)	ND		ng/l	1.83	--	1

Project Name: TROY MILLS LANDFILL SUPERFUND **Lab Number:** L2016766

Project Number: 04.0190987.09 **Report Date:** 05/01/20

SAMPLE RESULTS

Lab ID: L2016766-05 Date Collected: 04/21/20 13:05

Client ID: FIELD BLANK-FOURNIER Date Received: 04/22/20

Sample Location: TROY, NH Field Prep: Not Specified

Sample Depth:

Parameter	Result	Qualifier	Units	RL	MDL	Dilution Factor

Perfluorinated Alkyl Acids by Isotope Dilution - Mansfield Lab

Surrogate (Extracted Internal Standard)	% Recovery	Qualifier	Acceptance Criteria
Perfluoro[13C4]Butanoic Acid (MPFBA)	63		2-156
Perfluoro[13C5]Pentanoic Acid (M5PFPEA)	65		16-173
Perfluoro[2,3,4-13C3]Butanesulfonic Acid (M3PFBS)	93		31-159
1H,1H,2H,2H-Perfluoro[1,2-13C2]Hexanesulfonic Acid (M2-4:2FTS)	91		1-313
Perfluoro[1,2,3,4,6-13C5]Hexanoic Acid (M5PFHxA)	57		21-145
Perfluoro[1,2,3,4-13C4]Heptanoic Acid (M4PFHpA)	70		30-139
Perfluoro[1,2,3-13C3]Hexanesulfonic Acid (M3PFHxS)	122		47-153
Perfluoro[13C8]Octanoic Acid (M8PFOA)	77		36-149
1H,1H,2H,2H-Perfluoro[1,2-13C2]Octanesulfonic Acid (M2-6:2FTS)	92		1-244
Perfluoro[13C9]Nonanoic Acid (M9PFNA)	72		34-146
Perfluoro[13C8]Octanesulfonic Acid (M8PFOS)	88		42-146
Perfluoro[1,2,3,4,5,6-13C6]Decanoic Acid (M6PFDA)	84		38-144
1H,1H,2H,2H-Perfluoro[1,2-13C2]Decanesulfonic Acid (M2-8:2FTS)	91		7-170
N-Deuteriomethylperfluoro-1-octanesulfonamidoacetic Acid (d3-NMeFOSAA)	54		1-181
Perfluoro[1,2,3,4,5,6,7-13C7]Undecanoic Acid (M7-PFUDA)	97		40-144
Perfluoro[13C8]Octanesulfonamide (M8FOSA)	57		1-87
N-Deuterioethylperfluoro-1-octanesulfonamidoacetic Acid (d5-NEtFOSAA)	58		23-146
Perfluoro[1,2-13C2]Dodecanoic Acid (MPFDOA)	92		24-161
Perfluoro[1,2-13C2]Tetradecanoic Acid (M2PFTEDA)	75		33-143
2,3,3,3-Tetrafluoro-2-[1,1,2,2,3,3,3-Heptafluoropropoxy]-13C3-Propanoic Acid (M3HFPO-DA)	**13**	Q	50-150
Perfluoro[13C2]Hexadecanoic Acid (M2PFHxDA)	**36**	Q	50-150
N-Methyl-d3-Perfluoro-1-Octanesulfonamide (d3-NMeFOSA)	**16**	Q	50-150
N-Ethyl-d5-Perfluoro-1-Octanesulfonamide (d5-NEtFOSA)	**17**	Q	50-150
2-(N-Methyl-d3-Perfluoro-1-Octanesulfonamido)ethan-d4-ol (d7-NMeFOSE)	65		50-150
2-(N-Ethyl-d5-Perfluoro-1-Octanesulfonamido)ethan-d4-ol (d9-NEtFOSE)	82		50-150

Project Name: TROY MILLS LANDFILL SUPERFUND **Lab Number:** L2016766

Project Number: 04.0190987.09 **Report Date:** 05/01/20

SAMPLE RESULTS

Lab ID: L2016766-06
Client ID: TRY_MW-104D
Sample Location: TROY, NH

Date Collected: 04/21/20 13:10
Date Received: 04/22/20
Field Prep: Not Specified

Sample Depth:
Matrix: Water
Analytical Method: 134,LCMSMS-ID
Analytical Date: 04/26/20 16:20
Analyst: SG

Extraction Method: ALPHA 23528
Extraction Date: 04/24/20 07:03

Parameter	Result	Qualifier	Units	RL	MDL	Dilution Factor
Perfluorinated Alkyl Acids by Isotope Dilution - Mansfield Lab						
Perfluorobutanoic Acid (PFBA)	ND		ng/l	1.92	--	1
Perfluoropentanoic Acid (PFPeA)	ND		ng/l	1.92	--	1
Perfluorobutanesulfonic Acid (PFBS)	ND		ng/l	1.92	--	1
1H,1H,2H,2H-Perfluorohexanesulfonic Acid (4:2FTS)	ND		ng/l	1.92	--	1
Perfluorohexanoic Acid (PFHxA)	ND		ng/l	1.92	--	1
Perfluoropentanesulfonic Acid (PFPeS)	ND		ng/l	1.92	--	1
Perfluoroheptanoic Acid (PFHpA)	ND		ng/l	1.92	--	1
Perfluorohexanesulfonic Acid (PFHxS)	ND		ng/l	1.92	--	1
Perfluorooctanoic Acid (PFOA)	ND		ng/l	1.92	--	1
1H,1H,2H,2H-Perfluorooctanesulfonic Acid (6:2FTS)	ND		ng/l	1.92	--	1
Perfluoroheptanesulfonic Acid (PFHpS)	ND		ng/l	1.92	--	1
Perfluorononanoic Acid (PFNA)	ND		ng/l	1.92	--	1
Perfluorooctanesulfonic Acid (PFOS)	ND		ng/l	1.92	--	1
Perfluorodecanoic Acid (PFDA)	ND		ng/l	1.92	--	1
1H,1H,2H,2H-Perfluorodecanesulfonic Acid (8:2FTS)	ND		ng/l	1.92	--	1
Perfluorononanesulfonic Acid (PFNS)	ND		ng/l	1.92	--	1
N-Methyl Perfluorooctanesulfonamidoacetic Acid (NMeFOSAA)	ND		ng/l	1.92	--	1
Perfluoroundecanoic Acid (PFUnA)	ND		ng/l	1.92	--	1
Perfluorodecanesulfonic Acid (PFDS)	ND		ng/l	1.92	--	1
Perfluorooctanesulfonamide (FOSA)	ND		ng/l	1.92	--	1
N-Ethyl Perfluorooctanesulfonamidoacetic Acid (NEtFOSAA)	ND		ng/l	1.92	--	1
Perfluorododecanoic Acid (PFDoA)	ND		ng/l	1.92	--	1
Perfluorotridecanoic Acid (PFTrDA)	ND		ng/l	1.92	--	1
Perfluorotetradecanoic Acid (PFTA)	ND		ng/l	1.92	--	1
2,3,3,3-Tetrafluoro-2-[1,1,2,2,3,3,3-Heptafluoropropoxy]-Propanoic Acid (HFPO-DA)	ND		ng/l	48.1	--	1
4,8-Dioxa-3h-Perfluorononanoic Acid (ADONA)	ND		ng/l	1.92	--	1
Perfluorohexadecanoic Acid (PFHxDA)	ND		ng/l	3.85	--	1

Project Name: TROY MILLS LANDFILL SUPERFUND **Lab Number:** L2016766

Project Number: 04.0190987.09 **Report Date:** 05/01/20

SAMPLE RESULTS

Lab ID: L2016766-06 Date Collected: 04/21/20 13:10

Client ID: TRY_MW-104D Date Received: 04/22/20

Sample Location: TROY, NH Field Prep: Not Specified

Sample Depth:

Parameter	Result	Qualifier	Units	RL	MDL	Dilution Factor
Perfluorinated Alkyl Acids by Isotope Dilution - Mansfield Lab						
Perfluorooctadecanoic Acid (PFODA)	ND		ng/l	3.85	--	1
Perfluorododecane Sulfonic Acid (PFDoDS)	ND		ng/l	1.92	--	1
1H,1H,2H,2H-Perfluorododecanesulfonic Acid (10:2FTS)	ND		ng/l	4.81	--	1
9-Chlorohexadecafluoro-3-Oxanone-1-Sulfonic Acid (9Cl-PF3ONS)	ND		ng/l	1.92	--	1
11-Chloroeicosafluoro-3-Oxaundecane-1-Sulfonic Acid (11Cl-PF3OUdS)	ND		ng/l	1.92	--	1
N-Methyl Perfluorooctane Sulfonamide (NMeFOSA)	ND		ng/l	19.2	--	1
N-Ethyl Perfluorooctane Sulfonamide (NEtFOSA)	ND		ng/l	19.2	--	1
N-Methyl Perfluorooctanesulfonamido Ethanol (NMeFOSE)	ND		ng/l	48.1	--	1
N-Ethyl Perfluorooctanesulfonamido Ethanol (NEtFOSE)	ND		ng/l	48.1	--	1
PFOA/PFOS, Total	ND		ng/l	1.92	--	1
PFAS, Total (5)	ND		ng/l	1.92	--	1

Project Name: TROY MILLS LANDFILL SUPERFUND **Lab Number:** L2016766

Project Number: 04.0190987.09 **Report Date:** 05/01/20

SAMPLE RESULTS

Lab ID: L2016766-06 Date Collected: 04/21/20 13:10

Client ID: TRY_MW-104D Date Received: 04/22/20

Sample Location: TROY, NH Field Prep: Not Specified

Sample Depth:

Parameter	Result	Qualifier	Units	RL	MDL	Dilution Factor

Perfluorinated Alkyl Acids by Isotope Dilution - Mansfield Lab

Surrogate (Extracted Internal Standard)	% Recovery	Qualifier	Acceptance Criteria
Perfluoro[13C4]Butanoic Acid (MPFBA)	60		2-156
Perfluoro[13C5]Pentanoic Acid (M5PFPEA)	57		16-173
Perfluoro[2,3,4-13C3]Butanesulfonic Acid (M3PFBS)	88		31-159
1H,1H,2H,2H-Perfluoro[1,2-13C2]Hexanesulfonic Acid (M2-4:2FTS)	83		1-313
Perfluoro[1,2,3,4,6-13C5]Hexanoic Acid (M5PFHxA)	45		21-145
Perfluoro[1,2,3,4-13C4]Heptanoic Acid (M4PFHpA)	49		30-139
Perfluoro[1,2,3-13C3]Hexanesulfonic Acid (M3PFHxS)	115		47-153
Perfluoro[13C8]Octanoic Acid (M8PFOA)	48		36-149
1H,1H,2H,2H-Perfluoro[1,2-13C2]Octanesulfonic Acid (M2-6:2FTS)	92		1-244
Perfluoro[13C9]Nonanoic Acid (M9PFNA)	44		34-146
Perfluoro[13C8]Octanesulfonic Acid (M8PFOS)	97		42-146
Perfluoro[1,2,3,4,5,6-13C6]Decanoic Acid (M6PFDA)	51		38-144
1H,1H,2H,2H-Perfluoro[1,2-13C2]Decanesulfonic Acid (M2-8:2FTS)	89		7-170
N-Deuteriomethylperfluoro-1-octanesulfonamidoacetic Acid (d3-NMeFOSAA)	42		1-181
Perfluoro[1,2,3,4,5,6,7-13C7]Undecanoic Acid (M7-PFUDA)	63		40-144
Perfluoro[13C8]Octanesulfonamide (M8FOSA)	51		1-87
N-Deuterioethylperfluoro-1-octanesulfonamidoacetic Acid (d5-NEtFOSAA)	49		23-146
Perfluoro[1,2-13C2]Dodecanoic Acid (MPFDOA)	69		24-161
Perfluoro[1,2-13C2]Tetradecanoic Acid (M2PFTEDA)	74		33-143
2,3,3,3-Tetrafluoro-2-[1,1,2,2,3,3,3-Heptafluoropropoxy]-13C3-Propanoic Acid (M3HFPO-DA)	**9**	Q	50-150
Perfluoro[13C2]Hexadecanoic Acid (M2PFHxDA)	**45**	Q	50-150
N-Methyl-d3-Perfluoro-1-Octanesulfonamide (d3-NMeFOSA)	**6**	Q	50-150
N-Ethyl-d5-Perfluoro-1-Octanesulfonamide (d5-NEtFOSA)	**6**	Q	50-150
2-(N-Methyl-d3-Perfluoro-1-Octanesulfonamido)ethan-d4-ol (d7-NMeFOSE)	**38**	Q	50-150
2-(N-Ethyl-d5-Perfluoro-1-Octanesulfonamido)ethan-d4-ol (d9-NEtFOSE)	**49**	Q	50-150

Project Name: TROY MILLS LANDFILL SUPERFUND **Lab Number:** L2016766

Project Number: 04.0190987.09 **Report Date:** 05/01/20

SAMPLE RESULTS

Lab ID: L2016766-07
Client ID: FIELD BLANK-BERGEN
Sample Location: TROY, NH

Date Collected: 04/21/20 11:35
Date Received: 04/22/20
Field Prep: Not Specified

Sample Depth:
Matrix: Water
Analytical Method: 134,LCMSMS-ID
Analytical Date: 04/26/20 18:16
Analyst: SG

Extraction Method: ALPHA 23528
Extraction Date: 04/24/20 07:03

Parameter	Result	Qualifier	Units	RL	MDL	Dilution Factor
Perfluorinated Alkyl Acids by Isotope Dilution - Mansfield Lab						
Perfluorobutanoic Acid (PFBA)	ND		ng/l	1.87	--	1
Perfluoropentanoic Acid (PFPeA)	ND		ng/l	1.87	--	1
Perfluorobutanesulfonic Acid (PFBS)	ND		ng/l	1.87	--	1
1H,1H,2H,2H-Perfluorohexanesulfonic Acid (4:2FTS)	ND		ng/l	1.87	--	1
Perfluorohexanoic Acid (PFHxA)	ND		ng/l	1.87	--	1
Perfluoropentanesulfonic Acid (PFPeS)	ND		ng/l	1.87	--	1
Perfluoroheptanoic Acid (PFHpA)	ND		ng/l	1.87	--	1
Perfluorohexanesulfonic Acid (PFHxS)	ND		ng/l	1.87	--	1
Perfluorooctanoic Acid (PFOA)	ND		ng/l	1.87	--	1
1H,1H,2H,2H-Perfluorooctanesulfonic Acid (6:2FTS)	ND		ng/l	1.87	--	1
Perfluoroheptanesulfonic Acid (PFHpS)	ND		ng/l	1.87	--	1
Perfluorononanoic Acid (PFNA)	ND		ng/l	1.87	--	1
Perfluorooctanesulfonic Acid (PFOS)	ND		ng/l	1.87	--	1
Perfluorodecanoic Acid (PFDA)	ND		ng/l	1.87	--	1
1H,1H,2H,2H-Perfluorodecanesulfonic Acid (8:2FTS)	ND		ng/l	1.87	--	1
Perfluorononanesulfonic Acid (PFNS)	ND		ng/l	1.87	--	1
N-Methyl Perfluorooctanesulfonamidoacetic Acid (NMeFOSAA)	ND		ng/l	1.87	--	1
Perfluoroundecanoic Acid (PFUnA)	ND		ng/l	1.87	--	1
Perfluorodecanesulfonic Acid (PFDS)	ND		ng/l	1.87	--	1
Perfluorooctanesulfonamide (FOSA)	ND		ng/l	1.87	--	1
N-Ethyl Perfluorooctanesulfonamidoacetic Acid (NEtFOSAA)	ND		ng/l	1.87	--	1
Perfluorododecanoic Acid (PFDoA)	ND		ng/l	1.87	--	1
Perfluorotridecanoic Acid (PFTrDA)	ND		ng/l	1.87	--	1
Perfluorotetradecanoic Acid (PFTA)	ND		ng/l	1.87	--	1
2,3,3,3-Tetrafluoro-2-[1,1,2,2,3,3,3-Heptafluoropropoxy]-Propanoic Acid (HFPO-DA)	ND		ng/l	46.8	--	1
4,8-Dioxa-3h-Perfluorononanoic Acid (ADONA)	ND		ng/l	1.87	--	1
Perfluorohexadecanoic Acid (PFHxDA)	ND		ng/l	3.74	--	1

Project Name: TROY MILLS LANDFILL SUPERFUND **Lab Number:** L2016766

Project Number: 04.0190987.09 **Report Date:** 05/01/20

SAMPLE RESULTS

Lab ID: L2016766-07 Date Collected: 04/21/20 11:35

Client ID: FIELD BLANK-BERGEN Date Received: 04/22/20

Sample Location: TROY, NH Field Prep: Not Specified

Sample Depth:

Parameter	Result	Qualifier	Units	RL	MDL	Dilution Factor
Perfluorinated Alkyl Acids by Isotope Dilution - Mansfield Lab						
Perfluorooctadecanoic Acid (PFODA)	ND		ng/l	3.74	--	1
Perfluorododecane Sulfonic Acid (PFDoDS)	ND		ng/l	1.87	--	1
1H,1H,2H,2H-Perfluorododecanesulfonic Acid (10:2FTS)	ND		ng/l	4.68	--	1
9-Chlorohexadecafluoro-3-Oxanone-1-Sulfonic Acid (9Cl-PF3ONS)	ND		ng/l	1.87	--	1
11-Chloroeicosafluoro-3-Oxaundecane-1-Sulfonic Acid (11Cl-PF3OUdS)	ND		ng/l	1.87	--	1
N-Methyl Perfluorooctanesulfonamido Ethanol (NMeFOSE)	ND		ng/l	46.8	--	1
N-Ethyl Perfluorooctanesulfonamido Ethanol (NEtFOSE)	ND		ng/l	46.8	--	1
PFOA/PFOS, Total	ND		ng/l	1.87	--	1
PFAS, Total (5)	ND		ng/l	1.87	--	1

Surrogate (Extracted Internal Standard)	% Recovery	Qualifier	Acceptance Criteria
Perfluoro[13C4]Butanoic Acid (MPFBA)	74		2-156
Perfluoro[13C5]Pentanoic Acid (M5PFPEA)	79		16-173
Perfluoro[2,3,4-13C3]Butanesulfonic Acid (M3PFBS)	90		31-159
1H,1H,2H,2H-Perfluoro[1,2-13C2]Hexanesulfonic Acid (M2-4:2FTS)	89		1-313
Perfluoro[1,2,3,4,6-13C5]Hexanoic Acid (M5PFHxA)	67		21-145
Perfluoro[1,2,3,4-13C4]Heptanoic Acid (M4PFHpA)	80		30-139
Perfluoro[1,2,3-13C3]Hexanesulfonic Acid (M3PFHxS)	115		47-153
Perfluoro[13C8]Octanoic Acid (M8PFOA)	89		36-149
1H,1H,2H,2H-Perfluoro[1,2-13C2]Octanesulfonic Acid (M2-6:2FTS)	88		1-244
Perfluoro[13C9]Nonanoic Acid (M9PFNA)	81		34-146
Perfluoro[13C8]Octanesulfonic Acid (M8PFOS)	99		42-146
Perfluoro[1,2,3,4,5,6-13C6]Decanoic Acid (M6PFDA)	89		38-144
1H,1H,2H,2H-Perfluoro[1,2-13C2]Decanesulfonic Acid (M2-8:2FTS)	90		7-170
N-Deuteriomethylperfluoro-1-octanesulfonamidoacetic Acid (d3-NMeFOSAA)	62		1-181
Perfluoro[1,2,3,4,5,6,7-13C7]Undecanoic Acid (M7-PFUDA)	102		40-144
Perfluoro[13C8]Octanesulfonamide (M8FOSA)	58		1-87
N-Deuterioethylperfluoro-1-octanesulfonamidoacetic Acid (d5-NEtFOSAA)	69		23-146
Perfluoro[1,2-13C2]Dodecanoic Acid (MPFDOA)	94		24-161
Perfluoro[1,2-13C2]Tetradecanoic Acid (M2PFTEDA)	71		33-143
2,3,3,3-Tetrafluoro-2-[1,1,2,2,3,3,3-Heptafluoropropoxy]-13C3-Propanoic Acid (M3HFPO-DA)	**16**	Q	50-150
Perfluoro[13C2]Hexadecanoic Acid (M2PFHxDA)	**38**	Q	50-150
2-(N-Methyl-d3-Perfluoro-1-Octanesulfonamido)ethan-d4-ol (d7-NMeFOSE)	**31**	Q	50-150
2-(N-Ethyl-d5-Perfluoro-1-Octanesulfonamido)ethan-d4-ol (d9-NEtFOSE)	**42**	Q	50-150

Project Name: TROY MILLS LANDFILL SUPERFUND **Lab Number:** L2016766

Project Number: 04.0190987.09 **Report Date:** 05/01/20

SAMPLE RESULTS

Lab ID: L2016766-07
Client ID: FIELD BLANK-BERGEN
Sample Location: TROY, NH

Date Collected: 04/21/20 11:35
Date Received: 04/22/20
Field Prep: Not Specified

Sample Depth:
Matrix: Water
Analytical Method: 134,LCMSMS-ID
Analytical Date: 04/27/20 23:24
Analyst: SG

Extraction Method: ALPHA 23528
Extraction Date: 04/24/20 07:03

Parameter	Result	Qualifier	Units	RL	MDL	Dilution Factor
Perfluorinated Alkyl Acids by Isotope Dilution - Mansfield Lab						
N-Methyl Perfluorooctane Sulfonamide (NMeFOSA)	ND		ng/l	18.7	--	1
N-Ethyl Perfluorooctane Sulfonamide (NEtFOSA)	ND		ng/l	18.7	--	1

Surrogate (Extracted Internal Standard)	% Recovery	Qualifier	Acceptance Criteria
N-Methyl-d3-Perfluoro-1-Octanesulfonamide (d3-NMeFOSA)	**4**	Q	50-150
N-Ethyl-d5-Perfluoro-1-Octanesulfonamide (d5-NEtFOSA)	**5**	Q	50-150

Project Name: TROY MILLS LANDFILL SUPERFUND **Lab Number:** L2016766

Project Number: 04.0190987.09 **Report Date:** 05/01/20

SAMPLE RESULTS

Lab ID: L2016766-08
Client ID: TRY_MW-701
Sample Location: TROY, NH

Date Collected: 04/21/20 11:35
Date Received: 04/22/20
Field Prep: Not Specified

Sample Depth:
Matrix: Water
Analytical Method: 134,LCMSMS-ID
Analytical Date: 04/26/20 18:33
Analyst: SG

Extraction Method: ALPHA 23528
Extraction Date: 04/24/20 07:03

Parameter	Result	Qualifier	Units	RL	MDL	Dilution Factor
Perfluorinated Alkyl Acids by Isotope Dilution - Mansfield Lab						
Perfluorobutanoic Acid (PFBA)	ND		ng/l	1.81	--	1
Perfluoropentanoic Acid (PFPeA)	ND		ng/l	1.81	--	1
Perfluorobutanesulfonic Acid (PFBS)	ND		ng/l	1.81	--	1
1H,1H,2H,2H-Perfluorohexanesulfonic Acid (4:2FTS)	ND		ng/l	1.81	--	1
Perfluorohexanoic Acid (PFHxA)	ND		ng/l	1.81	--	1
Perfluoropentanesulfonic Acid (PFPeS)	ND		ng/l	1.81	--	1
Perfluoroheptanoic Acid (PFHpA)	ND		ng/l	1.81	--	1
Perfluorohexanesulfonic Acid (PFHxS)	ND		ng/l	1.81	--	1
Perfluorooctanoic Acid (PFOA)	ND		ng/l	1.81	--	1
1H,1H,2H,2H-Perfluorooctanesulfonic Acid (6:2FTS)	ND		ng/l	1.81	--	1
Perfluoroheptanesulfonic Acid (PFHpS)	ND		ng/l	1.81	--	1
Perfluorononanoic Acid (PFNA)	3.02		ng/l	1.81	--	1
Perfluorooctanesulfonic Acid (PFOS)	ND		ng/l	1.81	--	1
Perfluorodecanoic Acid (PFDA)	ND		ng/l	1.81	--	1
1H,1H,2H,2H-Perfluorodecanesulfonic Acid (8:2FTS)	ND		ng/l	1.81	--	1
Perfluorononanesulfonic Acid (PFNS)	ND		ng/l	1.81	--	1
N-Methyl Perfluorooctanesulfonamidoacetic Acid (NMeFOSAA)	ND		ng/l	1.81	--	1
Perfluoroundecanoic Acid (PFUnA)	ND		ng/l	1.81	--	1
Perfluorodecanesulfonic Acid (PFDS)	ND		ng/l	1.81	--	1
Perfluorooctanesulfonamide (FOSA)	ND		ng/l	1.81	--	1
N-Ethyl Perfluorooctanesulfonamidoacetic Acid (NEtFOSAA)	ND		ng/l	1.81	--	1
Perfluorododecanoic Acid (PFDoA)	ND		ng/l	1.81	--	1
Perfluorotridecanoic Acid (PFTrDA)	ND		ng/l	1.81	--	1
Perfluorotetradecanoic Acid (PFTA)	ND		ng/l	1.81	--	1
2,3,3,3-Tetrafluoro-2-[1,1,2,2,3,3,3-Heptafluoropropoxy]-Propanoic Acid (HFPO-DA)	ND		ng/l	45.3	--	1
4,8-Dioxa-3h-Perfluorononanoic Acid (ADONA)	ND		ng/l	1.81	--	1
Perfluorohexadecanoic Acid (PFHxDA)	ND		ng/l	3.62	--	1

Project Name: TROY MILLS LANDFILL SUPERFUND **Lab Number:** L2016766

Project Number: 04.0190987.09 **Report Date:** 05/01/20

SAMPLE RESULTS

Lab ID: L2016766-08 Date Collected: 04/21/20 11:35

Client ID: TRY_MW-701 Date Received: 04/22/20

Sample Location: TROY, NH Field Prep: Not Specified

Sample Depth:

Parameter	Result	Qualifier	Units	RL	MDL	Dilution Factor
Perfluorinated Alkyl Acids by Isotope Dilution - Mansfield Lab						
Perfluorooctadecanoic Acid (PFODA)	ND		ng/l	3.62	--	1
Perfluorododecane Sulfonic Acid (PFDoDS)	ND		ng/l	1.81	--	1
1H,1H,2H,2H-Perfluorododecanesulfonic Acid (10:2FTS)	ND		ng/l	4.53	--	1
9-Chlorohexadecafluoro-3-Oxanone-1-Sulfonic Acid (9Cl-PF3ONS)	ND		ng/l	1.81	--	1
11-Chloroeicosafluoro-3-Oxaundecane-1-Sulfonic Acid (11Cl-PF3OUdS)	ND		ng/l	1.81	--	1
N-Methyl Perfluorooctane Sulfonamide (NMeFOSA)	ND		ng/l	18.1	--	1
N-Ethyl Perfluorooctane Sulfonamide (NEtFOSA)	ND		ng/l	18.1	--	1
N-Methyl Perfluorooctanesulfonamido Ethanol (NMeFOSE)	ND		ng/l	45.3	--	1
N-Ethyl Perfluorooctanesulfonamido Ethanol (NEtFOSE)	ND		ng/l	45.3	--	1
PFOA/PFOS, Total	ND		ng/l	1.81	--	1
PFAS, Total (5)	3.02		ng/l	1.81	--	1

Project Name: TROY MILLS LANDFILL SUPERFUND **Lab Number:** L2016766

Project Number: 04.0190987.09 **Report Date:** 05/01/20

SAMPLE RESULTS

Lab ID: L2016766-08 Date Collected: 04/21/20 11:35

Client ID: TRY_MW-701 Date Received: 04/22/20

Sample Location: TROY, NH Field Prep: Not Specified

Sample Depth:

Parameter	Result	Qualifier	Units	RL	MDL	Dilution Factor

Perfluorinated Alkyl Acids by Isotope Dilution - Mansfield Lab

Surrogate (Extracted Internal Standard)	% Recovery	Qualifier	Acceptance Criteria
Perfluoro[13C4]Butanoic Acid (MPFBA)	71		2-156
Perfluoro[13C5]Pentanoic Acid (M5PFPEA)	64		16-173
Perfluoro[2,3,4-13C3]Butanesulfonic Acid (M3PFBS)	91		31-159
1H,1H,2H,2H-Perfluoro[1,2-13C2]Hexanesulfonic Acid (M2-4:2FTS)	133		1-313
Perfluoro[1,2,3,4,6-13C5]Hexanoic Acid (M5PFHxA)	53		21-145
Perfluoro[1,2,3,4-13C4]Heptanoic Acid (M4PFHpA)	57		30-139
Perfluoro[1,2,3-13C3]Hexanesulfonic Acid (M3PFHxS)	118		47-153
Perfluoro[13C8]Octanoic Acid (M8PFOA)	57		36-149
1H,1H,2H,2H-Perfluoro[1,2-13C2]Octanesulfonic Acid (M2-6:2FTS)	110		1-244
Perfluoro[13C9]Nonanoic Acid (M9PFNA)	49		34-146
Perfluoro[13C8]Octanesulfonic Acid (M8PFOS)	98		42-146
Perfluoro[1,2,3,4,5,6-13C6]Decanoic Acid (M6PFDA)	52		38-144
1H,1H,2H,2H-Perfluoro[1,2-13C2]Decanesulfonic Acid (M2-8:2FTS)	100		7-170
N-Deuteriomethylperfluoro-1-octanesulfonamidoacetic Acid (d3-NMeFOSAA)	53		1-181
Perfluoro[1,2,3,4,5,6,7-13C7]Undecanoic Acid (M7-PFUDA)	64		40-144
Perfluoro[13C8]Octanesulfonamide (M8FOSA)	56		1-87
N-Deuterioethylperfluoro-1-octanesulfonamidoacetic Acid (d5-NEtFOSAA)	56		23-146
Perfluoro[1,2-13C2]Dodecanoic Acid (MPFDOA)	67		24-161
Perfluoro[1,2-13C2]Tetradecanoic Acid (M2PFTEDA)	55		33-143
2,3,3,3-Tetrafluoro-2-[1,1,2,2,3,3,3-Heptafluoropropoxy]-13C3-Propanoic Acid (M3HFPO-DA)	**16**	Q	50-150
Perfluoro[13C2]Hexadecanoic Acid (M2PFHxDA)	**29**	Q	50-150
N-Methyl-d3-Perfluoro-1-Octanesulfonamide (d3-NMeFOSA)	**10**	Q	50-150
N-Ethyl-d5-Perfluoro-1-Octanesulfonamide (d5-NEtFOSA)	**8**	Q	50-150
2-(N-Methyl-d3-Perfluoro-1-Octanesulfonamido)ethan-d4-ol (d7-NMeFOSE)	55		50-150
2-(N-Ethyl-d5-Perfluoro-1-Octanesulfonamido)ethan-d4-ol (d9-NEtFOSE)	68		50-150

Project Name: TROY MILLS LANDFILL SUPERFUND **Lab Number:** L2016766

Project Number: 04.0190987.09 **Report Date:** 05/01/20

SAMPLE RESULTS

Lab ID: L2016766-09
Client ID: TRY_MW-508X
Sample Location: TROY, NH

Date Collected: 04/21/20 14:50
Date Received: 04/22/20
Field Prep: Not Specified

Sample Depth:
Matrix: Water
Analytical Method: 134,LCMSMS-ID
Analytical Date: 04/26/20 18:49
Analyst: SG

Extraction Method: ALPHA 23528
Extraction Date: 04/24/20 07:03

Parameter	Result	Qualifier	Units	RL	MDL	Dilution Factor
Perfluorinated Alkyl Acids by Isotope Dilution - Mansfield Lab						
Perfluorobutanoic Acid (PFBA)	4.32		ng/l	2.03	--	1
Perfluoropentanoic Acid (PFPeA)	4.50		ng/l	2.03	--	1
Perfluorobutanesulfonic Acid (PFBS)	ND		ng/l	2.03	--	1
1H,1H,2H,2H-Perfluorohexanesulfonic Acid (4:2FTS)	ND		ng/l	2.03	--	1
Perfluorohexanoic Acid (PFHxA)	ND		ng/l	2.03	--	1
Perfluoropentanesulfonic Acid (PFPeS)	ND		ng/l	2.03	--	1
Perfluoroheptanoic Acid (PFHpA)	ND		ng/l	2.03	--	1
Perfluorohexanesulfonic Acid (PFHxS)	ND		ng/l	2.03	--	1
Perfluorooctanoic Acid (PFOA)	ND		ng/l	2.03	--	1
1H,1H,2H,2H-Perfluorooctanesulfonic Acid (6:2FTS)	ND		ng/l	2.03	--	1
Perfluoroheptanesulfonic Acid (PFHpS)	ND		ng/l	2.03	--	1
Perfluorononanoic Acid (PFNA)	ND		ng/l	2.03	--	1
Perfluorooctanesulfonic Acid (PFOS)	4.54		ng/l	2.03	--	1
Perfluorodecanoic Acid (PFDA)	ND		ng/l	2.03	--	1
1H,1H,2H,2H-Perfluorodecanesulfonic Acid (8:2FTS)	ND		ng/l	2.03	--	1
Perfluorononanesulfonic Acid (PFNS)	ND		ng/l	2.03	--	1
N-Methyl Perfluorooctanesulfonamidoacetic Acid (NMeFOSAA)	ND		ng/l	2.03	--	1
Perfluoroundecanoic Acid (PFUnA)	ND		ng/l	2.03	--	1
Perfluorodecanesulfonic Acid (PFDS)	ND		ng/l	2.03	--	1
Perfluorooctanesulfonamide (FOSA)	ND		ng/l	2.03	--	1
N-Ethyl Perfluorooctanesulfonamidoacetic Acid (NEtFOSAA)	ND		ng/l	2.03	--	1
Perfluorododecanoic Acid (PFDoA)	ND		ng/l	2.03	--	1
Perfluorotridecanoic Acid (PFTrDA)	ND		ng/l	2.03	--	1
Perfluorotetradecanoic Acid (PFTA)	ND		ng/l	2.03	--	1
2,3,3,3-Tetrafluoro-2-[1,1,2,2,3,3,3-Heptafluoropropoxy]-Propanoic Acid (HFPO-DA)	ND		ng/l	50.8	--	1
4,8-Dioxa-3h-Perfluorononanoic Acid (ADONA)	ND		ng/l	2.03	--	1
Perfluorohexadecanoic Acid (PFHxDA)	ND		ng/l	4.06	--	1

Project Name: TROY MILLS LANDFILL SUPERFUND **Lab Number:** L2016766

Project Number: 04.0190987.09 **Report Date:** 05/01/20

SAMPLE RESULTS

Lab ID: L2016766-09 Date Collected: 04/21/20 14:50

Client ID: TRY_MW-508X Date Received: 04/22/20

Sample Location: TROY, NH Field Prep: Not Specified

Sample Depth:

Parameter	Result	Qualifier	Units	RL	MDL	Dilution Factor
Perfluorinated Alkyl Acids by Isotope Dilution - Mansfield Lab						
Perfluorooctadecanoic Acid (PFODA)	ND		ng/l	4.06	--	1
Perfluorododecane Sulfonic Acid (PFDoDS)	ND		ng/l	2.03	--	1
1H,1H,2H,2H-Perfluorododecanesulfonic Acid (10:2FTS)	ND		ng/l	5.08	--	1
9-Chlorohexadecafluoro-3-Oxanone-1-Sulfonic Acid (9Cl-PF3ONS)	ND		ng/l	2.03	--	1
11-Chloroeicosafluoro-3-Oxaundecane-1-Sulfonic Acid (11Cl-PF3OUdS)	ND		ng/l	2.03	--	1
N-Methyl Perfluorooctanesulfonamido Ethanol (NMeFOSE)	ND		ng/l	50.8	--	1
N-Ethyl Perfluorooctanesulfonamido Ethanol (NEtFOSE)	ND		ng/l	50.8	--	1
PFOA/PFOS, Total	4.54		ng/l	2.03	--	1
PFAS, Total (5)	4.54		ng/l	2.03	--	1

Surrogate (Extracted Internal Standard)	% Recovery	Qualifier	Acceptance Criteria
Perfluoro[13C4]Butanoic Acid (MPFBA)	63		2-156
Perfluoro[13C5]Pentanoic Acid (M5PFPEA)	58		16-173
Perfluoro[2,3,4-13C3]Butanesulfonic Acid (M3PFBS)	90		31-159
1H,1H,2H,2H-Perfluoro[1,2-13C2]Hexanesulfonic Acid (M2-4:2FTS)	177		1-313
Perfluoro[1,2,3,4,6-13C5]Hexanoic Acid (M5PFHxA)	48		21-145
Perfluoro[1,2,3,4-13C4]Heptanoic Acid (M4PFHpA)	57		30-139
Perfluoro[1,2,3-13C3]Hexanesulfonic Acid (M3PFHxS)	123		47-153
Perfluoro[13C8]Octanoic Acid (M8PFOA)	63		36-149
1H,1H,2H,2H-Perfluoro[1,2-13C2]Octanesulfonic Acid (M2-6:2FTS)	181		1-244
Perfluoro[13C9]Nonanoic Acid (M9PFNA)	65		34-146
Perfluoro[13C8]Octanesulfonic Acid (M8PFOS)	105		42-146
Perfluoro[1,2,3,4,5,6-13C6]Decanoic Acid (M6PFDA)	67		38-144
1H,1H,2H,2H-Perfluoro[1,2-13C2]Decanesulfonic Acid (M2-8:2FTS)	162		7-170
N-Deuteriomethylperfluoro-1-octanesulfonamidoacetic Acid (d3-NMeFOSAA)	64		1-181
Perfluoro[1,2,3,4,5,6,7-13C7]Undecanoic Acid (M7-PFUDA)	80		40-144
Perfluoro[13C8]Octanesulfonamide (M8FOSA)	41		1-87
N-Deuterioethylperfluoro-1-octanesulfonamidoacetic Acid (d5-NEtFOSAA)	47		23-146
Perfluoro[1,2-13C2]Dodecanoic Acid (MPFDOA)	77		24-161
Perfluoro[1,2-13C2]Tetradecanoic Acid (M2PFTEDA)	80		33-143
2,3,3,3-Tetrafluoro-2-[1,1,2,2,3,3,3-Heptafluoropropoxy]-13C3-Propanoic Acid (M3HFPO-DA)	**18**	Q	50-150
Perfluoro[13C2]Hexadecanoic Acid (M2PFHxDA)	**45**	Q	50-150
2-(N-Methyl-d3-Perfluoro-1-Octanesulfonamido)ethan-d4-ol (d7-NMeFOSE)	**30**	Q	50-150
2-(N-Ethyl-d5-Perfluoro-1-Octanesulfonamido)ethan-d4-ol (d9-NEtFOSE)	**40**	Q	50-150

Project Name: TROY MILLS LANDFILL SUPERFUND **Lab Number:** L2016766

Project Number: 04.0190987.09 **Report Date:** 05/01/20

SAMPLE RESULTS

Lab ID: L2016766-09
Client ID: TRY_MW-508X
Sample Location: TROY, NH

Date Collected: 04/21/20 14:50
Date Received: 04/22/20
Field Prep: Not Specified

Sample Depth:
Matrix: Water
Analytical Method: 134,LCMSMS-ID
Analytical Date: 04/27/20 23:57
Analyst: SG

Extraction Method: ALPHA 23528
Extraction Date: 04/24/20 07:03

Parameter	Result	Qualifier	Units	RL	MDL	Dilution Factor
Perfluorinated Alkyl Acids by Isotope Dilution - Mansfield Lab						
N-Methyl Perfluorooctane Sulfonamide (NMeFOSA)	ND		ng/l	20.3	--	1
N-Ethyl Perfluorooctane Sulfonamide (NEtFOSA)	ND		ng/l	20.3	--	1

Surrogate (Extracted Internal Standard)	% Recovery	Qualifier	Acceptance Criteria
N-Methyl-d3-Perfluoro-1-Octanesulfonamide (d3-NMeFOSA)	**4**	Q	50-150
N-Ethyl-d5-Perfluoro-1-Octanesulfonamide (d5-NEtFOSA)	**5**	Q	50-150

Project Name: TROY MILLS LANDFILL SUPERFUND **Lab Number:** L2016766

Project Number: 04.0190987.09 **Report Date:** 05/01/20

Method Blank Analysis
Batch Quality Control

Analytical Method: 134,LCMSMS-ID
Analytical Date: 04/26/20 14:22
Analyst: SG

Extraction Method: ALPHA 23528
Extraction Date: 04/24/20 07:03

Parameter	Result	Qualifier	Units	RL	MDL
Perfluorinated Alkyl Acids by Isotope Dilution - Mansfield Lab for sample(s): 01-09 Batch: WG1364155-1					
Perfluorobutanoic Acid (PFBA)	ND		ng/l	2.00	--
Perfluoropentanoic Acid (PFPeA)	ND		ng/l	2.00	--
Perfluorobutanesulfonic Acid (PFBS)	ND		ng/l	2.00	--
1H,1H,2H,2H-Perfluorohexanesulfonic Acid (4:2FTS)	ND		ng/l	2.00	--
Perfluorohexanoic Acid (PFHxA)	ND		ng/l	2.00	--
Perfluoropentanesulfonic Acid (PFPeS)	ND		ng/l	2.00	--
Perfluoroheptanoic Acid (PFHpA)	ND		ng/l	2.00	--
Perfluorohexanesulfonic Acid (PFHxS)	ND		ng/l	2.00	--
Perfluorooctanoic Acid (PFOA)	ND		ng/l	2.00	--
1H,1H,2H,2H-Perfluorooctanesulfonic Acid (6:2FTS)	ND		ng/l	2.00	--
Perfluoroheptanesulfonic Acid (PFHpS)	ND		ng/l	2.00	--
Perfluorononanoic Acid (PFNA)	ND		ng/l	2.00	--
Perfluorooctanesulfonic Acid (PFOS)	ND		ng/l	2.00	--
Perfluorodecanoic Acid (PFDA)	ND		ng/l	2.00	--
1H,1H,2H,2H-Perfluorodecanesulfonic Acid (8:2FTS)	ND		ng/l	2.00	--
Perfluorononanesulfonic Acid (PFNS)	ND		ng/l	2.00	--
N-Methyl Perfluorooctanesulfonamidoacetic Acid (NMeFOSAA)	ND		ng/l	2.00	--
Perfluoroundecanoic Acid (PFUnA)	ND		ng/l	2.00	--
Perfluorodecanesulfonic Acid (PFDS)	ND		ng/l	2.00	--
Perfluorooctanesulfonamide (FOSA)	ND		ng/l	2.00	--
N-Ethyl Perfluorooctanesulfonamidoacetic Acid (NEtFOSAA)	ND		ng/l	2.00	--
Perfluorododecanoic Acid (PFDoA)	ND		ng/l	2.00	--
Perfluorotridecanoic Acid (PFTrDA)	ND		ng/l	2.00	--
Perfluorotetradecanoic Acid (PFTA)	ND		ng/l	2.00	--
2,3,3,3-Tetrafluoro-2-[1,1,2,2,3,3,3-Heptafluoropropoxy]-Propanoic Acid (HFPO-DA)	ND		ng/l	50.0	--
4,8-Dioxa-3h-Perfluorononanoic Acid (ADONA)	ND		ng/l	2.00	--

Project Name: TROY MILLS LANDFILL SUPERFUND **Lab Number:** L2016766

Project Number: 04.0190987.09 **Report Date:** 05/01/20

Method Blank Analysis
Batch Quality Control

Analytical Method: 134,LCMSMS-ID
Analytical Date: 04/26/20 14:22
Analyst: SG

Extraction Method: ALPHA 23528
Extraction Date: 04/24/20 07:03

Parameter	Result	Qualifier	Units	RL	MDL
Perfluorinated Alkyl Acids by Isotope Dilution - Mansfield Lab for sample(s): 01-09 Batch: WG1364155-1					
Perfluorohexadecanoic Acid (PFHxDA)	ND		ng/l	4.00	--
Perfluorooctadecanoic Acid (PFODA)	ND		ng/l	4.00	--
Perfluorododecane Sulfonic Acid (PFDoDS)	ND		ng/l	2.00	--
1H,1H,2H,2H-Perfluorododecanesulfonic Acid (10:2FTS)	ND		ng/l	5.00	--
9-Chlorohexadecafluoro-3-Oxanone-1-Sulfonic Acid (9Cl-PF3ONS)	ND		ng/l	2.00	--
11-Chloroeicosafluoro-3-Oxaundecane-1-Sulfonic Acid (11Cl-PF3OUdS)	ND		ng/l	2.00	--
N-Methyl Perfluorooctane Sulfonamide (NMeFOSA)	ND		ng/l	20.0	--
N-Ethyl Perfluorooctane Sulfonamide (NEtFOSA)	ND		ng/l	20.0	--
N-Methyl Perfluorooctanesulfonamido Ethanol (NMeFOSE)	ND		ng/l	50.0	--
N-Ethyl Perfluorooctanesulfonamido Ethanol (NEtFOSE)	ND		ng/l	50.0	--
PFOA/PFOS, Total	ND		ng/l	2.00	--
PFAS, Total (5)	ND		ng/l	2.00	--

Project Name: TROY MILLS LANDFILL SUPERFUND **Lab Number:** L2016766

Project Number: 04.0190987.09 **Report Date:** 05/01/20

Method Blank Analysis
Batch Quality Control

Analytical Method: 134,LCMSMS-ID
Analytical Date: 04/26/20 14:22
Analyst: SG

Extraction Method: ALPHA 23528
Extraction Date: 04/24/20 07:03

Parameter	Result	Qualifier	Units	RL	MDL
Perfluorinated Alkyl Acids by Isotope Dilution - Mansfield Lab for sample(s): 01-09 Batch: WG1364155-1					

Surrogate	%Recovery	Qualifier	Acceptance Criteria
Perfluoro[13C4]Butanoic Acid (MPFBA)	93		2-156
Perfluoro[13C5]Pentanoic Acid (M5PFPEA)	97		16-173
Perfluoro[2,3,4-13C3]Butanesulfonic Acid (M3PFBS)	95		31-159
1H,1H,2H,2H-Perfluoro[1,2-13C2]Hexanesulfonic Acid (M2-4:2FTS)	139		1-313
Perfluoro[1,2,3,4,6-13C5]Hexanoic Acid (M5PFHxA)	78		21-145
Perfluoro[1,2,3,4-13C4]Heptanoic Acid (M4PFHpA)	90		30-139
Perfluoro[1,2,3-13C3]Hexanesulfonic Acid (M3PFHxS)	113		47-153
Perfluoro[13C8]Octanoic Acid (M8PFOA)	96		36-149
1H,1H,2H,2H-Perfluoro[1,2-13C2]Octanesulfonic Acid (M2-6:2FTS)	132		1-244
Perfluoro[13C9]Nonanoic Acid (M9PFNA)	90		34-146
Perfluoro[13C8]Octanesulfonic Acid (M8PFOS)	96		42-146
Perfluoro[1,2,3,4,5,6-13C6]Decanoic Acid (M6PFDA)	98		38-144
1H,1H,2H,2H-Perfluoro[1,2-13C2]Decanesulfonic Acid (M2-8:2FTS)	136		7-170
N-Deuteriomethylperfluoro-1-octanesulfonamidoacetic Acid (d3-NMeFOSAA)	126		1-181
Perfluoro[1,2,3,4,5,6,7-13C7]Undecanoic Acid (M7-PFUDA)	111		40-144
Perfluoro[13C8]Octanesulfonamide (M8FOSA)	47		1-87
N-Deuterioethylperfluoro-1-octanesulfonamidoacetic Acid (d5-NEtFOSAA)	91		23-146
Perfluoro[1,2-13C2]Dodecanoic Acid (MPFDOA)	99		24-161
Perfluoro[1,2-13C2]Tetradecanoic Acid (M2PFTEDA)	97		33-143
2,3,3,3-Tetrafluoro-2-[1,1,2,2,3,3,3-Heptafluoropropoxy]-13C3-Propanoic Acid (M3HFPO-DA)	**26**	Q	50-150
Perfluoro[13C2]Hexadecanoic Acid (M2PFHxDA)	**33**	Q	50-150
N-Methyl-d3-Perfluoro-1-Octanesulfonamide (d3-NMeFOSA)	**8**	Q	50-150
N-Ethyl-d5-Perfluoro-1-Octanesulfonamide (d5-NEtFOSA)	**8**	Q	50-150
2-(N-Methyl-d3-Perfluoro-1-Octanesulfonamido)ethan-d4-ol (d7-NMeFOSE)	**45**	Q	50-150
2-(N-Ethyl-d5-Perfluoro-1-Octanesulfonamido)ethan-d4-ol (d9-NEtFOSE)	57		50-150

Project Name: TROY MILLS LANDFILL SUPERFUND **Lab Number:** L2016766

Project Number: 04.0190987.09 **Report Date:** 05/01/20

Method Blank Analysis
Batch Quality Control

Analytical Method: 134,LCMSMS-ID
Analytical Date: 04/27/20 21:11
Analyst: SG

Extraction Method: ALPHA 23528
Extraction Date: 04/24/20 07:03

Parameter	Result	Qualifier	Units	RL	MDL
Perfluorinated Alkyl Acids by Isotope Dilution - Mansfield Lab for sample(s): 01-09 Batch: WG1364155-1					
N-Methyl Perfluorooctane Sulfonamide (NMeFOSA)	ND		ng/l	20.0	--
N-Ethyl Perfluorooctane Sulfonamide (NEtFOSA)	ND		ng/l	20.0	--
N-Methyl Perfluorooctanesulfonamido Ethanol (NMeFOSE)	ND		ng/l	50.0	--
N-Ethyl Perfluorooctanesulfonamido Ethanol (NEtFOSE)	ND		ng/l	50.0	--

Surrogate	%Recovery	Qualifier	Acceptance Criteria
N-Methyl-d3-Perfluoro-1-Octanesulfonamide (d3-NMeFOSA)	**3**	Q	50-150
N-Ethyl-d5-Perfluoro-1-Octanesulfonamide (d5-NEtFOSA)	**4**	Q	50-150
2-(N-Methyl-d3-Perfluoro-1-Octanesulfonamido)ethan-d4-ol (d7-NMeFOSE)	**9**	Q	50-150
2-(N-Ethyl-d5-Perfluoro-1-Octanesulfonamido)ethan-d4-ol (d9-NEtFOSE)	**11**	Q	50-150

Lab Control Sample Analysis

Batch Quality Control

Project Name: TROY MILLS LANDFILL SUPERFUND

Project Number: 04.0190987.09

Lab Number: L2016766

Report Date: 05/01/20

Parameter	LCS %Recovery	Qual	LCSD %Recovery	Qual	%Recovery Limits	RPD	Qual	RPD Limits
Perfluorinated Alkyl Acids by Isotope Dilution - Mansfield Lab Associated sample(s): 01-09 Batch: WG1364155-2 WG1364155-3								
Perfluorobutanoic Acid (PFBA)	110		108		67-148	2		30
Perfluoropentanoic Acid (PFPeA)	116		113		63-161	3		30
Perfluorobutanesulfonic Acid (PFBS)	104		101		65-157	3		30
1H,1H,2H,2H-Perfluorohexanesulfonic Acid (4:2FTS)	114		105		37-219	8		30
Perfluorohexanoic Acid (PFHxA)	114		112		69-168	2		30
Perfluoropentanesulfonic Acid (PFPeS)	96		91		52-156	5		30
Perfluoroheptanoic Acid (PFHpA)	111		109		58-159	2		30
Perfluorohexanesulfonic Acid (PFHxS)	109		103		69-177	6		30
Perfluorooctanoic Acid (PFOA)	116		113		63-159	3		30
1H,1H,2H,2H-Perfluorooctanesulfonic Acid (6:2FTS)	121		119		49-187	2		30
Perfluoroheptanesulfonic Acid (PFHpS)	115		124		61-179	8		30
Perfluorononanoic Acid (PFNA)	116		114		68-171	2		30
Perfluorooctanesulfonic Acid (PFOS)	109		109		52-151	0		30
Perfluorodecanoic Acid (PFDA)	106		107		63-171	1		30
1H,1H,2H,2H-Perfluorodecanesulfonic Acid (8:2FTS)	111		124		56-173	11		30
Perfluorononanesulfonic Acid (PFNS)	110		116		48-150	5		30
N-Methyl Perfluorooctanesulfonamidoacetic Acid (NMeFOSAA)	111		112		60-166	1		30
Perfluoroundecanoic Acid (PFUnA)	107		106		60-153	1		30
Perfluorodecanesulfonic Acid (PFDS)	113		116		38-156	3		30
Perfluorooctanesulfonamide (FOSA)	104		114		46-170	9		30
N-Ethyl Perfluorooctanesulfonamidoacetic Acid (NEtFOSAA)	110		115		45-170	4		30
Perfluorododecanoic Acid (PFDoA)	108		109		67-153	1		30

Lab Control Sample Analysis

Batch Quality Control

Project Name: TROY MILLS LANDFILL SUPERFUND

Project Number: 04.0190987.09

Lab Number: L2016766

Report Date: 05/01/20

Parameter	LCS %Recovery	Qual	LCSD %Recovery	Qual	%Recovery Limits	RPD	Qual	RPD Limits
Perfluorinated Alkyl Acids by Isotope Dilution - Mansfield Lab	Associated sample(s): 01-09		Batch: WG1364155-2 WG1364155-3					
Perfluorotridecanoic Acid (PFTrDA)	127		126		48-158	1		30
Perfluorotetradecanoic Acid (PFTA)	122		112		59-182	9		30
2,3,3,3-Tetrafluoro-2-[1,1,2,2,3,3,3-Heptafluoropropoxy]-Propanoic Acid (HFPO-DA)	84		99		50-150	16		30
4,8-Dioxa-3h-Perfluorononanoic Acid (ADONA)	99		86		50-150	14		30
Perfluorohexadecanoic Acid (PFHxDA)	**170**	Q	**178**	Q	50-150	5		30
Perfluorooctadecanoic Acid (PFODA)	82		61		50-150	29		30
Perfluorododecane Sulfonic Acid (PFDoDS)	146		144		50-150	1		30
1H,1H,2H,2H-Perfluorododecanesulfonic Acid (10:2FTS)	**180**	Q	**202**	Q	50-150	12		30
9-Chlorohexadecafluoro-3-Oxanone-1-Sulfonic Acid (9Cl-PF3ONS)	109		116		50-150	6		30
11-Chloroeicosafluoro-3-Oxaundecane-1-Sulfonic Acid (11Cl-PF3OUdS)	125		127		50-150	2		30
N-Methyl Perfluorooctane Sulfonamide (NMeFOSA)	114		101		50-150	12		30
N-Ethyl Perfluorooctane Sulfonamide (NEtFOSA)	98		95		50-150	3		30
N-Methyl Perfluorooctanesulfonamido Ethanol (NMeFOSE)	124		112		50-150	10		30
N-Ethyl Perfluorooctanesulfonamido Ethanol (NEtFOSE)	91		88		50-150	3		30

Lab Control Sample Analysis

Batch Quality Control

Project Name: TROY MILLS LANDFILL SUPERFUND

Project Number: 04.0190987.09

Lab Number: L2016766

Report Date: 05/01/20

Parameter	LCS %Recovery	Qual	LCSD %Recovery	Qual	%Recovery Limits	RPD	Qual	RPD Limits
Perfluorinated Alkyl Acids by Isotope Dilution - Mansfield Lab Associated sample(s): 01-09 Batch: WG1364155-2 WG1364155-3								

Surrogate	LCS %Recovery	Qual	LCSD %Recovery	Qual	Acceptance Criteria
Perfluoro[13C4]Butanoic Acid (MPFBA)	97		70		2-156
Perfluoro[13C5]Pentanoic Acid (M5PFPEA)	95		69		16-173
Perfluoro[2,3,4-13C3]Butanesulfonic Acid (M3PFBS)	106		102		31-159
1H,1H,2H,2H-Perfluoro[1,2-13C2]Hexanesulfonic Acid (M2-4:2FTS)	112		104		1-313
Perfluoro[1,2,3,4,6-13C5]Hexanoic Acid (M5PFHxA)	85		62		21-145
Perfluoro[1,2,3,4-13C4]Heptanoic Acid (M4PFHpA)	96		74		30-139
Perfluoro[1,2,3-13C3]Hexanesulfonic Acid (M3PFHxS)	132		130		47-153
Perfluoro[13C8]Octanoic Acid (M8PFOA)	104		81		36-149
1H,1H,2H,2H-Perfluoro[1,2-13C2]Octanesulfonic Acid (M2-6:2FTS)	118		114		1-244
Perfluoro[13C9]Nonanoic Acid (M9PFNA)	91		79		34-146
Perfluoro[13C8]Octanesulfonic Acid (M8PFOS)	120		109		42-146
Perfluoro[1,2,3,4,5,6-13C6]Decanoic Acid (M6PFDA)	104		90		38-144
1H,1H,2H,2H-Perfluoro[1,2-13C2]Decanesulfonic Acid (M2-8:2FTS)	109		100		7-170
N-Deuteriomethylperfluoro-1-octanesulfonamidoacetic Acid (d3-NMeFOSAA)	103		72		1-181
Perfluoro[1,2,3,4,5,6,7-13C7]Undecanoic Acid (M7-PFUDA)	117		106		40-144
Perfluoro[13C8]Octanesulfonamide (M8FOSA)	58		47		1-87
N-Deuterioethylperfluoro-1-octanesulfonamidoacetic Acid (d5-NEtFOSAA)	95		67		23-146
Perfluoro[1,2-13C2]Dodecanoic Acid (MPFDOA)	113		107		24-161
Perfluoro[1,2-13C2]Tetradecanoic Acid (M2PFTEDA)	100		99		33-143
2,3,3,3-Tetrafluoro-2-[1,1,2,2,3,3,3-Heptafluoropropoxy]-13C3-Propanoic Acid (M3HFPO-DA)	**41**	Q	**24**	Q	50-150
Perfluoro[13C2]Hexadecanoic Acid (M2PFHxDA)	61		56		50-150
N-Methyl-d3-Perfluoro-1-Octanesulfonamide (d3-NMeFOSA)	**13**	Q	**4**	Q	50-150
N-Ethyl-d5-Perfluoro-1-Octanesulfonamide (d5-NEtFOSA)	**13**	Q	**3**	Q	50-150
2-(N-Methyl-d3-Perfluoro-1-Octanesulfonamido)ethan-d4-ol (d7-NMeFOSE)	63		**31**	Q	50-150
2-(N-Ethyl-d5-Perfluoro-1-Octanesulfonamido)ethan-d4-ol (d9-NEtFOSE)	78		**40**	Q	50-150

Lab Control Sample Analysis

Batch Quality Control

Project Name: TROY MILLS LANDFILL SUPERFUND

Project Number: 04.0190987.09

Lab Number: L2016766

Report Date: 05/01/20

Parameter	LCS %Recovery	Qual	LCSD %Recovery	Qual	%Recovery Limits	RPD	Qual	RPD Limits
Perfluorinated Alkyl Acids by Isotope Dilution - Mansfield Lab Associated sample(s): 01-09 Batch: WG1364155-2 WG1364155-3								
N-Methyl Perfluorooctane Sulfonamide (NMeFOSA)	118		100		50-150	17		30
N-Ethyl Perfluorooctane Sulfonamide (NEtFOSA)	96		94		50-150	2		30
N-Methyl Perfluorooctanesulfonamido Ethanol (NMeFOSE)	118		114		50-150	3		30
N-Ethyl Perfluorooctanesulfonamido Ethanol (NEtFOSE)	92		92		50-150	0		30

Surrogate	LCS %Recovery	Qual	LCSD %Recovery	Qual	Acceptance Criteria
N-Methyl-d3-Perfluoro-1-Octanesulfonamide (d3-NMeFOSA)	**4**	Q	**3**	Q	50-150
N-Ethyl-d5-Perfluoro-1-Octanesulfonamide (d5-NEtFOSA)	**4**	Q	**4**	Q	50-150
2-(N-Methyl-d3-Perfluoro-1-Octanesulfonamido)ethan-d4-ol (d7-NMeFOSE)	**10**	Q	**9**	Q	50-150
2-(N-Ethyl-d5-Perfluoro-1-Octanesulfonamido)ethan-d4-ol (d9-NEtFOSE)	**12**	Q	**10**	Q	50-150

Matrix Spike Analysis

Batch Quality Control

Project Name: TROY MILLS LANDFILL SUPERFUND

Project Number: 04.0190987.09

Lab Number: L2016766

Report Date: 05/01/20

Parameter	Native Sample	MS Added	MS Found	MS %Recovery	Qual	MSD Found	MSD %Recovery	Qual	Recovery Limits	RPD	Qual	RPD Limits
Perfluorinated Alkyl Acids by Isotope Dilution - Mansfield Lab Associated sample(s): 01-09 QC Batch ID: WG1364155-4 QC Sample: L2016766-03 Client ID: TRY_MW-105S												
Perfluorobutanoic Acid (PFBA)	21.6	36.2	62.7	113		-	-		67-148	-		30
Perfluoropentanoic Acid (PFPeA)	44.8	36.2	89.7	124		-	-		63-161	-		30
Perfluorobutanesulfonic Acid (PFBS)	8.47	32.1	40.9	101		-	-		65-157	-		30
1H,1H,2H,2H-Perfluorohexanesulfonic Acid (4:2FTS)	ND	33.9	37.0	109		-	-		37-219	-		30
Perfluorohexanoic Acid (PFHxA)	71.8	36.2	119	130		-	-		69-168	-		30
Perfluoropentanesulfonic Acid (PFPeS)	ND	32.6	30.0	92		-	-		52-156	-		30
Perfluoroheptanoic Acid (PFHpA)	100	36.2	146	127		-	-		58-159	-		30
Perfluorohexanesulfonic Acid (PFHxS)	2.44	33	37.4	106		-	-		69-177	-		30
Perfluorooctanoic Acid (PFOA)	162	36.2	210	132		-	-		63-159	-		30
1H,1H,2H,2H-Perfluorooctanesulfonic Acid (6:2FTS)	ND	34.4	42.3	123		-	-		49-187	-		30
Perfluoroheptanesulfonic Acid (PFHpS)	ND	34.4	44.4	129		-	-		61-179	-		30
Perfluorononanoic Acid (PFNA)	17.6	36.2	61.8	122		-	-		68-171	-		30
Perfluorooctanesulfonic Acid (PFOS)	4.76	33.6	42.4	112		-	-		52-151	-		30
Perfluorodecanoic Acid (PFDA)	2.18	36.2	40.8	107		-	-		63-171	-		30
1H,1H,2H,2H-Perfluorodecanesulfonic Acid (8:2FTS)	ND	34.8	39.2	113		-	-		56-173	-		30
Perfluorononanesulfonic Acid (PFNS)	ND	34.8	39.0	112		-	-		48-150	-		30
N-Methyl Perfluorooctanesulfonamidoacetic Acid (NMeFOSAA)	ND	36.2	45.1	124		-	-		60-166	-		30
Perfluoroundecanoic Acid (PFUnA)	ND	36.2	37.3	103		-	-		60-153	-		30
Perfluorodecanesulfonic Acid (PFDS)	ND	35	41.8	119		-	-		38-156	-		30
Perfluorooctanesulfonamide (FOSA)	ND	36.2	41.5	115		-	-		46-170	-		30
N-Ethyl Perfluorooctanesulfonamidoacetic Acid (NEtFOSAA)	ND	36.2	37.7	104		-	-		45-170	-		30
Perfluorododecanoic Acid (PFDoA)	ND	36.2	38.6	107		-	-		67-153	-		30

Matrix Spike Analysis

Batch Quality Control

Project Name: TROY MILLS LANDFILL SUPERFUND
Project Number: 04.0190987.09
Lab Number: L2016766
Report Date: 05/01/20

Parameter	Native Sample	MS Added	MS Found	MS %Recovery	Qual	MSD Found	MSD %Recovery	Qual	Recovery Limits	RPD	Qual	RPD Limits
Perfluorinated Alkyl Acids by Isotope Dilution - Mansfield Lab Associated sample(s): 01-09 QC Batch ID: WG1364155-4 QC Sample: L2016766-03 Client ID: TRY_MW-105S												
Perfluorotridecanoic Acid (PFTrDA)	ND	36.2	50.3	139		-	-		48-158	-		30
Perfluorotetradecanoic Acid (PFTA)	ND	36.2	42.1	116		-	-		59-182	-		30
2,3,3,3-Tetrafluoro-2-[1,1,2,2,3,3,3-Heptafluoropropoxy]-Propanoic Acid (HFPO-DA)	ND	725	560	77		-	-		50-150	-		30
4,8-Dioxa-3h-Perfluorononanoic Acid (ADONA)	ND	36.2	36.5	101		-	-		50-150	-		30
Perfluorohexadecanoic Acid (PFHxDA)	ND	36.2	65.4	**181**	Q	-	-		50-150	-		30
Perfluorooctadecanoic Acid (PFODA)	ND	36.2	52.3	144		-	-		50-150	-		30
Perfluorododecane Sulfonic Acid (PFDoDS)	ND	35.1	51.9	148		-	-		50-150	-		30
1H,1H,2H,2H-Perfluorododecanesulfonic Acid (10:2FTS)	ND	34.9	48.5	139		-	-		50-150	-		30
9-Chlorohexadecafluoro-3-Oxanone-1-Sulfonic Acid (9Cl-PF3ONS)	ND	33.8	38.6	114		-	-		50-150	-		30
11-Chloroeicosafluoro-3-Oxaundecane-1-Sulfonic Acid (11Cl-PF3OUdS)	ND	34.1	41.3	121		-	-		50-150	-		30
N-Methyl Perfluorooctane Sulfonamide (NMeFOSA)	ND	36.2	40.4	112		-	-		50-150	-		30
N-Ethyl Perfluorooctane Sulfonamide (NEtFOSA)	ND	36.2	36.1	100		-	-		50-150	-		30
N-Methyl Perfluorooctanesulfonamido Ethanol (NMeFOSE)	ND	36.2	ND	120		-	-		50-150	-		30
N-Ethyl Perfluorooctanesulfonamido Ethanol (NEtFOSE)	ND	36.2	ND	88		-	-		50-150	-		30

Surrogate	MS % Recovery	MS Qualifier	MSD % Recovery	MSD Qualifier	Acceptance Criteria
1H,1H,2H,2H-Perfluoro[1,2-13C2]Decanesulfonic Acid (M2-8:2FTS)	118				7-170
1H,1H,2H,2H-Perfluoro[1,2-13C2]Hexanesulfonic Acid (M2-4:2FTS)	205				1-313
1H,1H,2H,2H-Perfluoro[1,2-13C2]Octanesulfonic Acid (M2-6:2FTS)	154				1-244

Matrix Spike Analysis

Batch Quality Control

Project Name: TROY MILLS LANDFILL SUPERFUND ***Lab Number:*** L2016766

Project Number: 04.0190987.09 ***Report Date:*** 05/01/20

Parameter	Native Sample	MS Added	MS Found	MS %Recovery	Qual	MSD Found	MSD %Recovery	Qual	Recovery Limits	RPD	Qual	RPD Limits
Perfluorinated Alkyl Acids by Isotope Dilution - Mansfield Lab Associated sample(s): 01-09 QC Batch ID: WG1364155-4 QC Sample: L2016766-03 Client ID: TRY_MW-105S												

Surrogate	MS % Recovery	MS Qualifier	MSD % Recovery	MSD Qualifier	Acceptance Criteria
2,3,3,3-Tetrafluoro-2-[1,1,2,2,3,3,3-Heptafluoropropoxy]-13C3-Propanoic Acid (M3HFPO-DA)	**47**	Q			50-150
2-(N-Ethyl-d5-Perfluoro-1-Octanesulfonamido)ethan-d4-ol (d9-NEtFOSE)	69				50-150
2-(N-Methyl-d3-Perfluoro-1-Octanesulfonamido)ethan-d4-ol (d7-NMeFOSE)	56				50-150
N-Deuterioethylperfluoro-1-octanesulfonamidoacetic Acid (d5-NEtFOSAA)	47				23-146
N-Deuteriomethylperfluoro-1-octanesulfonamidoacetic Acid (d3-NMeFOSAA)	44				1-181
N-Ethyl-d5-Perfluoro-1-Octanesulfonamide (d5-NEtFOSA)	**13**	Q			50-150
N-Methyl-d3-Perfluoro-1-Octanesulfonamide (d3-NMeFOSA)	**14**	Q			50-150
Perfluoro[1,2,3,4,5,6,7-13C7]Undecanoic Acid (M7-PFUDA)	56				40-144
Perfluoro[1,2,3,4,5,6-13C6]Decanoic Acid (M6PFDA)	55				38-144
Perfluoro[1,2,3,4,6-13C5]Hexanoic Acid (M5PFHxA)	55				21-145
Perfluoro[1,2,3,4-13C4]Heptanoic Acid (M4PFHpA)	67				30-139
Perfluoro[1,2,3-13C3]Hexanesulfonic Acid (M3PFHxS)	130				47-153
Perfluoro[1,2-13C2]Dodecanoic Acid (MPFDOA)	51				24-161
Perfluoro[1,2-13C2]Tetradecanoic Acid (M2PFTEDA)	62				33-143
Perfluoro[13C2]Hexadecanoic Acid (M2PFHxDA)	**44**	Q			50-150
Perfluoro[13C4]Butanoic Acid (MPFBA)	79				2-156
Perfluoro[13C5]Pentanoic Acid (M5PFPEA)	64				16-173
Perfluoro[13C8]Octanesulfonamide (M8FOSA)	52				1-87
Perfluoro[13C8]Octanesulfonic Acid (M8PFOS)	99				42-146
Perfluoro[13C8]Octanoic Acid (M8PFOA)	67				36-149
Perfluoro[13C9]Nonanoic Acid (M9PFNA)	54				34-146
Perfluoro[2,3,4-13C3]Butanesulfonic Acid (M3PFBS)	92				31-159

Lab Duplicate Analysis
Batch Quality Control

Project Name: TROY MILLS LANDFILL SUPERFUND
Project Number: 04.0190987.09

Lab Number: L2016766
Report Date: 05/01/20

Parameter	Native Sample	Duplicate Sample	Units	RPD	Qual	RPD Limits
Perfluorinated Alkyl Acids by Isotope Dilution - Mansfield Lab Associated sample(s): 01-09 QC Batch ID: WG1364155-5 QC Sample: L2016766-04 Client ID: TRY_MW-105D						
Perfluorobutanoic Acid (PFBA)	16.0	15.7	ng/l	2		30
Perfluoropentanoic Acid (PFPeA)	28.1	27.7	ng/l	1		30
Perfluorobutanesulfonic Acid (PFBS)	7.33	7.55	ng/l	3		30
1H,1H,2H,2H-Perfluorohexanesulfonic Acid (4:2FTS)	ND	ND	ng/l	NC		30
Perfluorohexanoic Acid (PFHxA)	45.5	45.5	ng/l	0		30
Perfluoropentanesulfonic Acid (PFPeS)	ND	ND	ng/l	NC		30
Perfluoroheptanoic Acid (PFHpA)	73.8	70.8	ng/l	4		30
Perfluorohexanesulfonic Acid (PFHxS)	3.94	3.52	ng/l	11		30
Perfluorooctanoic Acid (PFOA)	159	160	ng/l	1		30
1H,1H,2H,2H-Perfluorooctanesulfonic Acid (6:2FTS)	ND	ND	ng/l	NC		30
Perfluoroheptanesulfonic Acid (PFHpS)	ND	ND	ng/l	NC		30
Perfluorononanoic Acid (PFNA)	24.4	25.3	ng/l	4		30
Perfluorooctanesulfonic Acid (PFOS)	4.84	5.33	ng/l	10		30
Perfluorodecanoic Acid (PFDA)	5.70	6.30	ng/l	10		30
1H,1H,2H,2H-Perfluorodecanesulfonic Acid (8:2FTS)	ND	ND	ng/l	NC		30
Perfluorononanesulfonic Acid (PFNS)	ND	ND	ng/l	NC		30
N-Methyl Perfluorooctanesulfonamidoacetic Acid (NMeFOSAA)	ND	ND	ng/l	NC		30
Perfluoroundecanoic Acid (PFUnA)	6.63	6.69	ng/l	1		30
Perfluorodecanesulfonic Acid (PFDS)	ND	ND	ng/l	NC		30
Perfluorooctanesulfonamide (FOSA)	ND	ND	ng/l	NC		30

Lab Duplicate Analysis
Batch Quality Control

Project Name: TROY MILLS LANDFILL SUPERFUND
Project Number: 04.0190987.09

Lab Number: L2016766
Report Date: 05/01/20

Parameter	Native Sample	Duplicate Sample	Units	RPD	Qual	RPD Limits
Perfluorinated Alkyl Acids by Isotope Dilution - Mansfield Lab Associated sample(s): 01-09 QC Batch ID: WG1364155-5 QC Sample: L2016766-04 Client ID: TRY_MW-105D						
N-Ethyl Perfluorooctanesulfonamidoacetic Acid (NEtFOSAA)	ND	ND	ng/l	NC		30
Perfluorododecanoic Acid (PFDoA)	2.90	2.71	ng/l	7		30
Perfluorotridecanoic Acid (PFTrDA)	ND	ND	ng/l	NC		30
Perfluorotetradecanoic Acid (PFTA)	ND	ND	ng/l	NC		30
2,3,3,3-Tetrafluoro-2-[1,1,2,2,3,3,3-Heptafluoropropoxy]-Propanoic Acid (HFPO-DA)	ND	ND	ng/l	NC		30
4,8-Dioxa-3h-Perfluorononanoic Acid (ADONA)	ND	ND	ng/l	NC		30
Perfluorohexadecanoic Acid (PFHxDA)	ND	ND	ng/l	NC		30
Perfluorooctadecanoic Acid (PFODA)	ND	ND	ng/l	NC		30
Perfluorododecane Sulfonic Acid (PFDoDS)	ND	ND	ng/l	NC		30
1H,1H,2H,2H-Perfluorododecanesulfonic Acid (10:2FTS)	ND	ND	ng/l	NC		30
9-Chlorohexadecafluoro-3-Oxanone-1-Sulfonic Acid (9Cl-PF3ONS)	ND	ND	ng/l	NC		30
11-Chloroeicosafluoro-3-Oxaundecane-1-Sulfonic Acid (11Cl-PF3OUdS)	ND	ND	ng/l	NC		30
N-Methyl Perfluorooctane Sulfonamide (NMeFOSA)	ND	ND	ng/l	NC		30
N-Ethyl Perfluorooctane Sulfonamide (NEtFOSA)	ND	ND	ng/l	NC		30
N-Methyl Perfluorooctanesulfonamido Ethanol (NMeFOSE)	ND	ND	ng/l	NC		30
N-Ethyl Perfluorooctanesulfonamido Ethanol (NEtFOSE)	ND	ND	ng/l	NC		30
PFOA/PFOS, Total	164	165	ng/l	1		30
PFAS, Total (5)	266	265	ng/l	0		30

Lab Duplicate Analysis
Batch Quality Control

Project Name: TROY MILLS LANDFILL SUPERFUND
Project Number: 04.0190987.09

Lab Number: L2016766
Report Date: 05/01/20

Parameter	Native Sample	Duplicate Sample	Units	RPD	Qual	RPD Limits

Perfluorinated Alkyl Acids by Isotope Dilution - Mansfield Lab Associated sample(s): 01-09 QC Batch ID: WG1364155-5 QC Sample: L2016766-04 Client ID: TRY_MW-105D

Surrogate	%Recovery	Qualifier	%Recovery	Qualifier	Acceptance Criteria
Perfluoro[13C4]Butanoic Acid (MPFBA)	74		75		2-156
Perfluoro[13C5]Pentanoic Acid (M5PFPEA)	63		64		16-173
Perfluoro[2,3,4-13C3]Butanesulfonic Acid (M3PFBS)	85		87		31-159
1H,1H,2H,2H-Perfluoro[1,2-13C2]Hexanesulfonic Acid (M2-4:2FTS)	172		180		1-313
Perfluoro[1,2,3,4,6-13C5]Hexanoic Acid (M5PFHxA)	54		55		21-145
Perfluoro[1,2,3,4-13C4]Heptanoic Acid (M4PFHpA)	63		69		30-139
Perfluoro[1,2,3-13C3]Hexanesulfonic Acid (M3PFHxS)	112		116		47-153
Perfluoro[13C8]Octanoic Acid (M8PFOA)	65		69		36-149
1H,1H,2H,2H-Perfluoro[1,2-13C2]Octanesulfonic Acid (M2-6:2FTS)	142		141		1-244
Perfluoro[13C9]Nonanoic Acid (M9PFNA)	67		73		34-146
Perfluoro[13C8]Octanesulfonic Acid (M8PFOS)	99		95		42-146
Perfluoro[1,2,3,4,5,6-13C6]Decanoic Acid (M6PFDA)	60		59		38-144
1H,1H,2H,2H-Perfluoro[1,2-13C2]Decanesulfonic Acid (M2-8:2FTS)	139		147		7-170
N-Deuteriomethylperfluoro-1-octanesulfonamidoacetic Acid (d3-NMeFOSAA)	57		53		1-181
Perfluoro[1,2,3,4,5,6,7-13C7]Undecanoic Acid (M7-PFUDA)	61		58		40-144
Perfluoro[13C8]Octanesulfonamide (M8FOSA)	50		51		1-87
N-Deuterioethylperfluoro-1-octanesulfonamidoacetic Acid (d5-NEtFOSAA)	57		48		23-146
Perfluoro[1,2-13C2]Dodecanoic Acid (MPFDOA)	56		56		24-161
Perfluoro[1,2-13C2]Tetradecanoic Acid (M2PFTEDA)	66		63		33-143
2,3,3,3-Tetrafluoro-2-[1,1,2,2,3,3,3-Heptafluoropropoxy]-13C3-Propanoic Acid (M3HFPO-DA)	**31**	Q	**32**	Q	50-150
Perfluoro[13C2]Hexadecanoic Acid (M2PFHxDA)	**35**	Q	**36**	Q	50-150
N-Methyl-d3-Perfluoro-1-Octanesulfonamide (d3-NMeFOSA)	**13**	Q	**11**	Q	50-150
N-Ethyl-d5-Perfluoro-1-Octanesulfonamide (d5-NEtFOSA)	**13**	Q	**10**	Q	50-150
2-(N-Methyl-d3-Perfluoro-1-Octanesulfonamido)ethan-d4-ol (d7-NMeFOSE)	54		53		50-150

Lab Duplicate Analysis
Batch Quality Control

Project Name: TROY MILLS LANDFILL SUPERFUND
Project Number: 04.0190987.09

Lab Number: L2016766
Report Date: 05/01/20

Parameter	Native Sample	Duplicate Sample	Units	RPD	Qual	RPD Limits

Perfluorinated Alkyl Acids by Isotope Dilution - Mansfield Lab Associated sample(s): 01-09 QC Batch ID: WG1364155-5 QC Sample: L2016766-04 Client ID: TRY_MW-105D

Surrogate	%Recovery	Qualifier	%Recovery	Qualifier	Acceptance Criteria
2-(N-Ethyl-d5-Perfluoro-1-Octanesulfonamido)ethan-d4-ol (d9-NEtFOSE)	67		59		50-150

Project Name: TROY MILLS LANDFILL SUPERFUND
Project Number: 04.0190987.09

Lab Number: L2016766
Report Date: 05/01/20

Sample Receipt and Container Information

Were project specific reporting limits specified? YES

Cooler Information

Cooler	Custody Seal
A	Absent

Container Information

Container ID	Container Type	Cooler	Initial pH	Final pH	Temp deg C	Pres	Seal	Frozen Date/Time	Analysis(*)
L2016766-01A	2 Plastic/1 Plastic/1 H20 Plastic	A	NA		4.9	Y	Absent		A2-537-ISOTOPE-36(14)
L2016766-02A	2 Plastic/1 Plastic/1 H20 Plastic	A	NA		4.9	Y	Absent		A2-537-ISOTOPE-36(14)
L2016766-03A	2 Plastic/1 Plastic/1 H20 Plastic	A	NA		4.9	Y	Absent		A2-537-ISOTOPE-36(14)
L2016766-03B	2 Plastic/1 Plastic/1 H20 Plastic	A	NA		4.9	Y	Absent		A2-537-ISOTOPE-36(14)
L2016766-04A	2 Plastic/1 Plastic/1 H20 Plastic	A	NA		4.9	Y	Absent		A2-537-ISOTOPE-36(14)
L2016766-04B	2 Plastic/1 Plastic/1 H20 Plastic	A	NA		4.9	Y	Absent		A2-537-ISOTOPE-36(14)
L2016766-05A	2 Plastic/1 Plastic/1 H20 Plastic	A	NA		4.9	Y	Absent		A2-537-ISOTOPE-36(14)
L2016766-06A	2 Plastic/1 Plastic/1 H20 Plastic	A	NA		4.9	Y	Absent		A2-537-ISOTOPE-36(14)
L2016766-06B	2 Plastic/1 Plastic/1 H20 Plastic	A	NA		4.9	Y	Absent		A2-537-ISOTOPE-36(14)
L2016766-07A	2 Plastic/1 Plastic/1 H20 Plastic	A	NA		4.9	Y	Absent		A2-537-ISOTOPE-36(14)
L2016766-08A	2 Plastic/1 Plastic/1 H20 Plastic	A	NA		4.9	Y	Absent		A2-537-ISOTOPE-36(14)
L2016766-08B	2 Plastic/1 Plastic/1 H20 Plastic	A	NA		4.9	Y	Absent		A2-537-ISOTOPE-36(14)
L2016766-09A	2 Plastic/1 Plastic/1 H20 Plastic	A	NA		4.9	Y	Absent		A2-537-ISOTOPE-36(14)
L2016766-09B	2 Plastic/1 Plastic/1 H20 Plastic	A	NA		4.9	Y	Absent		A2-537-ISOTOPE-36(14)

*Values in parentheses indicate holding time in days

Project Name: TROY MILLS LANDFILL SUPERFUND
Project Number: 04.0190987.09
Lab Number: L2016766
Report Date: 05/01/20

PFAS PARAMETER SUMMARY

Parameter	Acronym	CAS Number
PERFLUOROALKYL CARBOXYLIC ACIDS (PFCAs)		
Perfluorooctadecanoic Acid	PFODA	16517-11-6
Perfluorohexadecanoic Acid	PFHxDA	67905-19-5
Perfluorotetradecanoic Acid	PFTA	376-06-7
Perfluorotridecanoic Acid	PFTrDA	72629-94-8
Perfluorododecanoic Acid	PFDoA	307-55-1
Perfluoroundecanoic Acid	PFUnA	2058-94-8
Perfluorodecanoic Acid	PFDA	335-76-2
Perfluorononanoic Acid	PFNA	375-95-1
Perfluorooctanoic Acid	PFOA	335-67-1
Perfluoroheptanoic Acid	PFHpA	375-85-9
Perfluorohexanoic Acid	PFHxA	307-24-4
Perfluoropentanoic Acid	PFPeA	2706-90-3
Perfluorobutanoic Acid	PFBA	375-22-4
PERFLUOROALKYL SULFONIC ACIDS (PFSAs)		
Perfluorododecanesulfonic Acid	PFDoDS	79780-39-5
Perfluorodecanesulfonic Acid	PFDS	335-77-3
Perfluorononanesulfonic Acid	PFNS	68259-12-1
Perfluorooctanesulfonic Acid	PFOS	1763-23-1
Perfluoroheptanesulfonic Acid	PFHpS	375-92-8
Perfluorohexanesulfonic Acid	PFHxS	355-46-4
Perfluoropentanesulfonic Acid	PFPeS	2706-91-4
Perfluorobutanesulfonic Acid	PFBS	375-73-5
FLUOROTELOMERS		
1H,1H,2H,2H-Perfluorododecanesulfonic Acid	10:2FTS	120226-60-0
1H,1H,2H,2H-Perfluorodecanesulfonic Acid	8:2FTS	39108-34-4
1H,1H,2H,2H-Perfluorooctanesulfonic Acid	6:2FTS	27619-97-2
1H,1H,2H,2H-Perfluorohexanesulfonic Acid	4:2FTS	757124-72-4
PERFLUOROALKANE SULFONAMIDES (FASAs)		
Perfluorooctanesulfonamide	FOSA	754-91-6
N-Ethyl Perfluorooctane Sulfonamide	NEtFOSA	4151-50-2
N-Methyl Perfluorooctane Sulfonamide	NMeFOSA	31506-32-8
PERFLUOROALKANE SULFONYL SUBSTANCES		
N-Ethyl Perfluorooctanesulfonamido Ethanol	NEtFOSE	1691-99-2
N-Methyl Perfluorooctanesulfonamido Ethanol	NMeFOSE	24448-09-7
N-Ethyl Perfluorooctanesulfonamidoacetic Acid	NEtFOSAA	2991-50-6
N-Methyl Perfluorooctanesulfonamidoacetic Acid	NMeFOSAA	2355-31-9
PER- and POLYFLUOROALKYL ETHER CARBOXYLIC ACIDS		
2,3,3,3-Tetrafluoro-2-[1,1,2,2,3,3,3-Heptafluoropropoxy]-Propanoic Acid	HFPO-DA	13252-13-6
4,8-Dioxa-3h-Perfluorononanoic Acid	ADONA	919005-14-4
CHLORO-PERFLUOROALKYL SULFONIC ACIDS		
11-Chloroeicosafluoro-3-Oxaundecane-1-Sulfonic Acid	11Cl-PF3OUdS	763051-92-9
9-Chlorohexadecafluoro-3-Oxanone-1-Sulfonic Acid	9Cl-PF3ONS	756426-58-1

Project Name:	TROY MILLS LANDFILL SUPERFUND	**Lab Number:**	L2016766
Project Number:	04.0190987.09	**Report Date:**	05/01/20

GLOSSARY

Acronyms

DL - Detection Limit: This value represents the level to which target analyte concentrations are reported as estimated values, when those target analyte concentrations are quantified below the limit of quantitation (LOQ). The DL includes any adjustments from dilutions, concentrations or moisture content, where applicable. (DoD report formats only.)

EDL - Estimated Detection Limit: This value represents the level to which target analyte concentrations are reported as estimated values, when those target analyte concentrations are quantified below the reporting limit (RL). The EDL includes any adjustments from dilutions, concentrations or moisture content, where applicable. The use of EDLs is specific to the analysis of PAHs using Solid-Phase Microextraction (SPME).

EMPC - Estimated Maximum Possible Concentration: The concentration that results from the signal present at the retention time of an analyte when the ions meet all of the identification criteria except the ion abundance ratio criteria. An EMPC is a worst-case estimate of the concentration.

EPA - Environmental Protection Agency.

LCS - Laboratory Control Sample: A sample matrix, free from the analytes of interest, spiked with verified known amounts of analytes or a material containing known and verified amounts of analytes.

LCSD - Laboratory Control Sample Duplicate: Refer to LCS.

LFB - Laboratory Fortified Blank: A sample matrix, free from the analytes of interest, spiked with verified known amounts of analytes or a material containing known and verified amounts of analytes.

LOD - Limit of Detection: This value represents the level to which a target analyte can reliably be detected for a specific analyte in a specific matrix by a specific method. The LOD includes any adjustments from dilutions, concentrations or moisture content, where applicable. (DoD report formats only.)

LOQ - Limit of Quantitation: The value at which an instrument can accurately measure an analyte at a specific concentration. The LOQ includes any adjustments from dilutions, concentrations or moisture content, where applicable. (DoD report formats only.)

Limit of Quantitation: The value at which an instrument can accurately measure an analyte at a specific concentration. The LOQ includes any adjustments from dilutions, concentrations or moisture content, where applicable. (DoD report formats only.)

MDL - Method Detection Limit: This value represents the level to which target analyte concentrations are reported as estimated values, when those target analyte concentrations are quantified below the reporting limit (RL). The MDL includes any adjustments from dilutions, concentrations or moisture content, where applicable.

MS - Matrix Spike Sample: A sample prepared by adding a known mass of target analyte to a specified amount of matrix sample for which an independent estimate of target analyte concentration is available. For Method 332.0, the spike recovery is calculated using the native concentration, including estimated values.

MSD - Matrix Spike Sample Duplicate: Refer to MS.

NA - Not Applicable.

NC - Not Calculated: Term is utilized when one or more of the results utilized in the calculation are non-detect at the parameter's reporting unit.

NDPA/DPA - N-Nitrosodiphenylamine/Diphenylamine.

NI - Not Ignitable.

NP - Non-Plastic: Term is utilized for the analysis of Atterberg Limits in soil.

RL - Reporting Limit: The value at which an instrument can accurately measure an analyte at a specific concentration. The RL includes any adjustments from dilutions, concentrations or moisture content, where applicable.

RPD - Relative Percent Difference: The results from matrix and/or matrix spike duplicates are primarily designed to assess the precision of analytical results in a given matrix and are expressed as relative percent difference (RPD). Values which are less than five times the reporting limit for any individual parameter are evaluated by utilizing the absolute difference between the values; although the RPD value will be provided in the report.

SRM - Standard Reference Material: A reference sample of a known or certified value that is of the same or similar matrix as the associated field samples.

STLP - Semi-dynamic Tank Leaching Procedure per EPA Method 1315.

TEF - Toxic Equivalency Factors: The values assigned to each dioxin and furan to evaluate their toxicity relative to 2,3,7,8-TCDD.

TEQ - Toxic Equivalent: The measure of a sample's toxicity derived by multiplying each dioxin and furan by its corresponding TEF and then summing the resulting values.

TIC - Tentatively Identified Compound: A compound that has been identified to be present and is not part of the target compound list (TCL) for the method and/or program. All TICs are qualitatively identified and reported as estimated concentrations.

Footnotes

Report Format: Data Usability Report

Project Name:	TROY MILLS LANDFILL SUPERFUND	**Lab Number:**	L2016766
Project Number:	04.0190987.09	**Report Date:**	05/01/20

1 - The reference for this analyte should be considered modified since this analyte is absent from the target analyte list of the original method.

Terms

Analytical Method: Both the document from which the method originates and the analytical reference method. (Example: EPA 8260B is shown as 1,8260B.) The codes for the reference method documents are provided in the References section of the Addendum.

Difference: With respect to Total Oxidizable Precursor (TOP) Assay analysis, the difference is defined as the Post-Treatment value minus the Pre-Treatment value.

Final pH: As it pertains to Sample Receipt & Container Information section of the report, Final pH reflects pH of container determined after adjustment at the laboratory, if applicable. If no adjustment required, value reflects Initial pH.

Frozen Date/Time: With respect to Volatile Organics in soil, Frozen Date/Time reflects the date/time at which associated Reagent Water-preserved vials were initially frozen. Note: If frozen date/time is beyond 48 hours from sample collection, value will be reflected in 'bold'.

Initial pH: As it pertains to Sample Receipt & Container Information section of the report, Initial pH reflects pH of container determined upon receipt, if applicable.

PAH Total: With respect to Alkylated PAH analyses, the 'PAHs, Total' result is defined as the summation of results for all or a subset of the following compounds: Naphthalene, C1-C4 Naphthalenes, 2-Methylnaphthalene, 1-Methylnaphthalene, Biphenyl, Acenaphthylene, Acenaphthene, Fluorene, C1-C3 Fluorenes, Phenanthrene, C1-C4 Phenanthrenes/Anthracenes, Anthracene, Fluoranthene, Pyrene, C1-C4 Fluoranthenes/Pyrenes, Benz(a)anthracene, Chrysene, C1-C4 Chrysenes, Benzo(b)fluoranthene, Benzo(j)+(k)fluoranthene, Benzo(e)pyrene, Benzo(a)pyrene, Perylene, Indeno(1,2,3-cd)pyrene, Dibenz(ah)+(ac)anthracene, Benzo(g,h,i)perylene. If a 'Total' result is requested, the results of its individual components will also be reported.

PFAS Total: With respect to PFAS analyses, the 'PFAS, Total (5)' result is defined as the summation of results for: PFHpA, PFHxS, PFOA, PFNA and PFOS. If a 'Total' result is requested, the results of its individual components will also be reported.

The target compound Chlordane (CAS No. 57-74-9) is reported for GC ECD analyses. Per EPA,this compound "refers to a mixture of chlordane isomers, other chlorinated hydrocarbons and numerous other components." (Reference: USEPA Toxicological Review of Chlordane, In Support of Summary Information on the Integrated Risk Information System (IRIS), December 1997.)

Total: With respect to Organic analyses, a 'Total' result is defined as the summation of results for individual isomers or Aroclors. If a 'Total' result is requested, the results of its individual components will also be reported. This is applicable to 'Total' results for methods 8260, 8081 and 8082.

Data Qualifiers

A - Spectra identified as "Aldol Condensates" are byproducts of the extraction/concentration procedures when acetone is introduced in the process.

B - The analyte was detected above the reporting limit in the associated method blank. Flag only applies to associated field samples that have detectable concentrations of the analyte at less than ten times (10x) the concentration found in the blank. For MCP-related projects, flag only applies to associated field samples that have detectable concentrations of the analyte at less than ten times (10x) the concentration found in the blank. For DOD-related projects, flag only applies to associated field samples that have detectable concentrations of the analyte at less than ten times (10x) the concentration found in the blank AND the analyte was detected above one-half the reporting limit (or above the reporting limit for common lab contaminants) in the associated method blank. For NJ-Air-related projects, flag only applies to associated field samples that have detectable concentrations of the analyte above the reporting limit. For NJ-related projects (excluding Air), flag only applies to associated field samples that have detectable concentrations of the analyte, which was detected above the reporting limit in the associated method blank or above five times the reporting limit for common lab contaminants (Phthalates, Acetone, Methylene Chloride, 2-Butanone).

C - Co-elution: The target analyte co-elutes with a known lab standard (i.e. surrogate, internal standards, etc.) for co-extracted analyses.

D - Concentration of analyte was quantified from diluted analysis. Flag only applies to field samples that have detectable concentrations of the analyte.

E - Concentration of analyte exceeds the range of the calibration curve and/or linear range of the instrument.

G - The concentration may be biased high due to matrix interferences (i.e, co-elution) with non-target compound(s). The result should be considered estimated.

H - The analysis of pH was performed beyond the regulatory-required holding time of 15 minutes from the time of sample collection.

I - The lower value for the two columns has been reported due to obvious interference.

J - Estimated value. This represents an estimated concentration for Tentatively Identified Compounds (TICs).

M - Reporting Limit (RL) exceeds the MCP CAM Reporting Limit for this analyte.

ND - Not detected at the reporting limit (RL) for the sample.

NJ - Presumptive evidence of compound. This represents an estimated concentration for Tentatively Identified Compounds (TICs), where the identification is based on a mass spectral library search.

P - The RPD between the results for the two columns exceeds the method-specified criteria.

Q - The quality control sample exceeds the associated acceptance criteria. For DOD-related projects, LCS and/or Continuing Calibration Standard exceedences are also qualified on all associated sample results. Note: This flag is not applicable for matrix spike recoveries when the sample concentration is greater than 4x the spike added or for batch duplicate RPD when the sample concentrations are less

Report Format: Data Usability Report

Project Name:	TROY MILLS LANDFILL SUPERFUND	**Lab Number:**	L2016766
Project Number:	04.0190987.09	**Report Date:**	05/01/20

Data Qualifiers

than 5x the RL. (Metals only.)

R - Analytical results are from sample re-analysis.

RE - Analytical results are from sample re-extraction.

S - Analytical results are from modified screening analysis.

Report Format: Data Usability Report

REFERENCES

134 Determination of Selected Perfluorinated Alkyl Acids in Drinking Water by Solid Phase Extraction and Liquid Chromatography/Tandem Mass Spectrometry (LC/MS/MS) using Isotope Dilution. Alpha SOP 23528.

LIMITATION OF LIABILITIES

Alpha Analytical performs services with reasonable care and diligence normal to the analytical testing laboratory industry. In the event of an error, the sole and exclusive responsibility of Alpha Analytical shall be to re-perform the work at it's own expense. In no event shall Alpha Analytical be held liable for any incidental, consequential or special damages, including but not limited to, damages in any way connected with the use of, interpretation of, information or analysis provided by Alpha Analytical.

We strongly urge our clients to comply with EPA protocol regarding sample volume, preservation, cooling, containers, sampling procedures, holding time and splitting of samples in the field.

Certification Information

The following analytes are not included in our Primary NELAP Scope of Accreditation:

Westborough Facility
EPA 624/624.1: m/p-xylene, o-xylene, Naphthalene
EPA 8260C: NPW: 1,2,4,5-Tetramethylbenzene; 4-Ethyltoluene, Azobenzene; SCM: Iodomethane (methyl iodide), 1,2,4,5-Tetramethylbenzene; 4-Ethyltoluene.
EPA 8270D: NPW: Dimethylnaphthalene,1,4-Diphenylhydrazine; SCM: Dimethylnaphthalene,1,4-Diphenylhydrazine.
SM4500: NPW: Amenable Cyanide; SCM: Total Phosphorus, TKN, NO2, NO3.

Mansfield Facility
SM 2540D: TSS
EPA 8082A: NPW: PCB: 1, 5, 31, 87,101, 110, 141, 151, 153, 180, 183, 187.
EPA TO-15: Halothane, 2,4,4-Trimethyl-2-pentene, 2,4,4-Trimethyl-1-pentene, Thiophene, 2-Methylthiophene, 3-Methylthiophene, 2-Ethylthiophene, 1,2,3-Trimethylbenzene, Indan, Indene, 1,2,4,5-Tetramethylbenzene, Benzothiophene, 1-Methylnaphthalene.
EPA TO-12 Non-methane organics
EPA 3C Fixed gases
Biological Tissue Matrix: EPA 3050B

The following analytes are included in our Massachusetts DEP Scope of Accreditation

Westborough Facility:

Drinking Water
EPA 300.0: Chloride, Nitrate-N, Fluoride, Sulfate; **EPA 353.2**: Nitrate-N, Nitrite-N; **SM4500NO3-F**: Nitrate-N, Nitrite-N; **SM4500F-C, SM4500CN-CE, EPA 180.1, SM2130B, SM4500Cl-D, SM2320B, SM2540C, SM4500H-B, SM4500NO2-B**
EPA 332: Perchlorate; **EPA 524.2:** THMs and VOCs; **EPA 504.1:** EDB, DBCP.
Microbiology: **SM9215B; SM9223-P/A, SM9223B-Colilert-QT,SM9222D**.

Non-Potable Water
SM4500H,B, EPA 120.1, SM2510B, SM2540C, SM2320B, SM4500CL-E, SM4500F-BC, SM4500NH3-BH: Ammonia-N and Kjeldahl-N, **EPA 350.1**: Ammonia-N, **LACHAT 10-107-06-1-B**: Ammonia-N, **EPA 351.1, SM4500NO3-F, EPA 353.2**: Nitrate-N**, SM4500P-E, SM4500P-B, E, SM4500SO4-E, SM5220D, EPA 410.4, SM5210B, SM5310C, SM4500CL-D, EPA 1664, EPA 420.1, SM4500-CN-CE, SM2540D, EPA 300: Chloride, Sulfate, Nitrate.**
EPA 624.1: Volatile Halocarbons & Aromatics,
EPA 608.3: Chlordane, Toxaphene, Aldrin, alpha-BHC, beta-BHC, gamma-BHC, delta-BHC, Dieldrin, DDD, DDE, DDT, Endosulfan I, Endosulfan II, Endosulfan sulfate, Endrin, Endrin Aldehyde, Heptachlor, Heptachlor Epoxide, PCBs
EPA 625.1: SVOC (Acid/Base/Neutral Extractables), **EPA 600/4-81-045**: PCB-Oil.
Microbiology: **SM9223B-Colilert-QT; Enterolert-QT, SM9221E, EPA 1600, EPA 1603.**

Mansfield Facility:

Drinking Water
EPA 200.7: Al, Ba, Cd, Cr, Cu, Fe, Mn, Ni, Na, Ag, Ca, Zn. **EPA 200.8:** Al, Sb, As, Ba, Be, Cd, Cr, Cu, Pb, Mn, Ni, Se, Ag, TL, Zn. **EPA 245.1** Hg.
EPA 522.

Non-Potable Water
EPA 200.7: Al, Sb, As, Be, Cd, Ca, Cr, Co, Cu, Fe, Pb, Mg, Mn, Mo, Ni, K, Se, Ag, Na, Sr, TL, Ti, V, Zn.
EPA 200.8: Al, Sb**,** As, Be, Cd, Cr, Cu, Fe, Pb, Mn, Ni, K, Se, Ag, Na, TL, Zn.
EPA 245.1 Hg.
SM2340B

For a complete listing of analytes and methods, please contact your Alpha Project Manager.

CHAIN OF CUSTODY

PAGE 1 OF 1

ALPHA ANALYTICAL

Westborough, MA TEL: 508-898-9220 FAX: 508-898-9193
Mansfield, MA TEL: 508-822-9300 FAX: 508-822-3288

Date Rec'd in Lab: 4/22/20

ALPHA Job #: L2016766

Client Information

Client: NHDES
Address: 29 Hazen Drive
Concord, NH 03302
Phone: 603-271-3649
Fax:
Email: michael.summerlinjr@des.nh.gov

☐ These samples have been Previously analyzed by Alpha

Project Information

Project Name: Troy Mills Landfill Superfund
Project Location: Troy, NH
Project #: 04.0190987.09
Project Manager: Michael Summerlin
ALPHA Quote #: NH DES Contract No. 1069635

Turn-Around Time

☒ Standard ☐ Rush (ONLY IF PRE-APPROVED)

Due Date: Time:

Report Information — Data Deliverables

☐ FAX ☒ EMAIL
☒ ADEx ☐ Add'l Deliverables

Billing Information

☒ Same as Client info PO #: 2589-00"T"

Regulatory Requirements/Report Limits

State/Fed Program: NHDES
Criteria: Sampling and Analysis Plan limits

Other Project Specific Requirements/Comments/Detection Limits:

Please also email login receipts and lab reports to tanya.justham@gza.com
Please provide excel files formatted for upload to the NHDES EMD and for GZA EQUiS upload.

ANALYSIS

PFAS (NHDES list)

SAMPLE HANDLING
Filtration
☐ Done
☒ Not Needed
☐ Lab to do
Preservation
☐ Lab to do
(Please specify below)

TOTAL # BOTTLES

ALPHA Lab ID (Lab Use Only)	Sample ID	Collection Date	Collection Time	Sample Matrix	Sampler's Initials	PFAS (NHDES list)	Sample Specific Comments	TOTAL # BOTTLES
	TRIP BLANK	4/21/202(	0800	AQ	MJB	☒		1
	FIELD BLANK - MURPHY	4/21/202(	1120	AQ	MEM	☑		2
	TRY_MW-105S	4/21/202(	1125	AQ	MEM	☑		2
	TRY_MW-105D	4/21/202(	1420	AQ	MEM	☑		2
	FIELD BLANK - FOURNIER	4/21/202(	1305	AQ	AF	☑		2
	TRY_MW-104D	4/21/202(	1310	AQ	AF	☑		2
	FIELD BLANK - BERGEN	4/21/202(	1135	AQ	MJB	☑		2
	TRY_MW-701	4/21/202(	1135	AQ	MJB	☑		2
	TRY_MW-508X	4/21/202(	1450	AQ	MJB	☑		2
						☐		
				Container Type		P		
				Preservative		-		

Relinquished By:	Date/Time	Received By	Date/Time
	4/22/2020 [illegible]		4/22/20 1545
Jennifer Clark	4/22/2020 10:27		4/22/20 1450
	4/22/20 1922		4/22/20 1922
	4/22/20 2011		4/22/20 2011
	4/22/20 2044		4/22/20 2044

Please print clearly, legibly and completely. Samples can not be logged in and turnaround time clock will not start until any ambiguities are resolved. All samples submitted are subject to Alpha's Payment Terms.

ANALYTICAL REPORT

Lab Number:	L2017182
Client:	GZA GeoEnvironmental, Inc. / NHDES PO Box 95 29 Hazen Drive Concord, NH 03302-0095
ATTN:	Michael Summerlin
Phone:	(603) 271-3649
Project Name:	TROY MILLS LANDFILL SUPERFUND
Project Number:	04.0190987.09
Report Date:	05/01/20

The original project report/data package is held by Alpha Analytical. This report/data package is paginated and should be reproduced only in its entirety. Alpha Analytical holds no responsibility for results and/or data that are not consistent with the original.

Certifications & Approvals: MA (M-MA086), NH NELAP (2064), CT (PH-0574), IL (200077), ME (MA00086), MD (348), NJ (MA935), NY (11148), NC (25700/666), PA (68-03671), RI (LAO00065), TX (T104704476), VT (VT-0935), VA (460195), USDA (Permit #P330-17-00196).

Eight Walkup Drive, Westborough, MA 01581-1019
508-898-9220 (Fax) 508-898-9193 800-624-9220 - www.alphalab.com

Project Name: TROY MILLS LANDFILL SUPERFUND
Project Number: 04.0190987.09

Lab Number: L2017182
Report Date: 05/01/20

Alpha Sample ID	Client ID	Matrix	Sample Location	Collection Date/Time	Receive Date
L2017182-01	TRIP BLANK	WATER	TROY, NH	04/23/20 08:00	04/24/20
L2017182-02	TRY_MW-802	WATER	TROY, NH	04/23/20 14:45	04/24/20
L2017182-03	TRY_MW-601S	WATER	TROY, NH	04/23/20 13:15	04/24/20
L2017182-04	TRY_MW-601D	WATER	TROY, NH	04/23/20 11:30	04/24/20

Project Name:	TROY MILLS LANDFILL SUPERFUND	**Lab Number:**	L2017182
Project Number:	04.0190987.09	**Report Date:**	05/01/20

Case Narrative

The samples were received in accordance with the Chain of Custody and no significant deviations were encountered during the preparation or analysis unless otherwise noted. Sample Receipt, Container Information, and the Chain of Custody are located at the back of the report.

Results contained within this report relate only to the samples submitted under this Alpha Lab Number and meet NELAP requirements for all NELAP accredited parameters unless otherwise noted in the following narrative. The data presented in this report is organized by parameter (i.e. VOC, SVOC, etc.). Sample specific Quality Control data (i.e. Surrogate Spike Recovery) is reported at the end of the target analyte list for each individual sample, followed by the Laboratory Batch Quality Control at the end of each parameter. Tentatively Identified Compounds (TICs), if requested, are reported for compounds identified to be present and are not part of the method/program Target Compound List, even if only a subset of the TCL are being reported. If a sample was re-analyzed or re-extracted due to a required quality control corrective action and if both sets of data are reported, the Laboratory ID of the re-analysis or re-extraction is designated with an "R" or "RE", respectively.

When multiple Batch Quality Control elements are reported (e.g. more than one LCS), the associated samples for each element are noted in the grey shaded header line of each data table. Any Laboratory Batch, Sample Specific % recovery or RPD value that is outside the listed Acceptance Criteria is bolded in the report. In reference to questions H (CAM) or 4 (RCP) when "NO" is checked, the performance criteria for CAM and RCP methods allow for some quality control failures to occur and still be within method compliance. In these instances, the specific failure is not narrated but noted in the associated QC Outlier Summary Report, located directly after the Case Narrative. QC information is also incorporated in the Data Usability Assessment table (Format 11) of our Data Merger tool, where it can be reviewed in conjunction with the sample result, associated regulatory criteria and any associated data usability implications.

Soil/sediments, solids and tissues are reported on a dry weight basis unless otherwise noted. Definitions of all data qualifiers and acronyms used in this report are provided in the Glossary located at the back of the report.

HOLD POLICY - For samples submitted on hold, Alpha's policy is to hold samples (with the exception of Air canisters) free of charge for 21 calendar days from the date the project is completed. After 21 calendar days, we will dispose of all samples submitted including those put on hold unless you have contacted your Alpha Project Manager and made arrangements for Alpha to continue to hold the samples. Air canisters will be disposed after 3 business days from the date the project is completed.

Please contact Project Management at 800-624-9220 with any questions.

Project Name:	TROY MILLS LANDFILL SUPERFUND	**Lab Number:**	L2017182
Project Number:	04.0190987.09	**Report Date:**	05/01/20

Case Narrative (continued)

Semivolatile Organics

The WG1364634-2/-3 LCS/LCSD recoveries, associated with L2017182-02 through -04, are below the acceptance criteria for benzidine (0%/5%) and benzoic acid (0%/0%); however, it has been identified as a "difficult" analyte. The results of the associated samples are reported.

I, the undersigned, attest under the pains and penalties of perjury that, to the best of my knowledge and belief and based upon my personal inquiry of those responsible for providing the information contained in this analytical report, such information is accurate and complete. This certificate of analysis is not complete unless this page accompanies any and all pages of this report.

Authorized Signature: Tiffani Morrissey - Tiffani Morrissey

Title: Technical Director/Representative Date: 05/01/20

ORGANICS

VOLATILES

Project Name: TROY MILLS LANDFILL SUPERFUND **Lab Number:** L2017182

Project Number: 04.0190987.09 **Report Date:** 05/01/20

SAMPLE RESULTS

Lab ID: L2017182-01
Client ID: TRIP BLANK
Sample Location: TROY, NH

Date Collected: 04/23/20 08:00
Date Received: 04/24/20
Field Prep: Not Specified

Sample Depth:
Matrix: Water
Analytical Method: 1,8260C
Analytical Date: 04/28/20 20:29
Analyst: NLK

Parameter	Result	Qualifier	Units	RL	MDL	Dilution Factor
Volatile Organics by GC/MS - Westborough Lab						
Methylene chloride	ND		ug/l	3.0	--	1
1,1-Dichloroethane	ND		ug/l	0.75	--	1
Chloroform	ND		ug/l	0.75	--	1
Carbon tetrachloride	ND		ug/l	0.50	--	1
1,2-Dichloropropane	ND		ug/l	1.8	--	1
Dibromochloromethane	ND		ug/l	0.50	--	1
1,1,2-Trichloroethane	ND		ug/l	0.75	--	1
Tetrachloroethene	ND		ug/l	0.50	--	1
Chlorobenzene	ND		ug/l	0.50	--	1
Trichlorofluoromethane	ND		ug/l	2.5	--	1
1,2-Dichloroethane	ND		ug/l	0.50	--	1
1,1,1-Trichloroethane	ND		ug/l	0.50	--	1
Bromodichloromethane	ND		ug/l	0.50	--	1
trans-1,3-Dichloropropene	ND		ug/l	0.50	--	1
cis-1,3-Dichloropropene	ND		ug/l	0.50	--	1
1,3-Dichloropropene, Total	ND		ug/l	0.50	--	1
1,1-Dichloropropene	ND		ug/l	2.5	--	1
Bromoform	ND		ug/l	2.0	--	1
1,1,2,2-Tetrachloroethane	ND		ug/l	0.50	--	1
Benzene	ND		ug/l	0.50	--	1
Toluene	ND		ug/l	0.75	--	1
Ethylbenzene	ND		ug/l	0.50	--	1
Chloromethane	ND		ug/l	2.5	--	1
Bromomethane	ND		ug/l	1.0	--	1
Vinyl chloride	ND		ug/l	1.0	--	1
Chloroethane	ND		ug/l	1.0	--	1
1,1-Dichloroethene	ND		ug/l	0.50	--	1
trans-1,2-Dichloroethene	ND		ug/l	0.75	--	1

Project Name: TROY MILLS LANDFILL SUPERFUND **Lab Number:** L2017182

Project Number: 04.0190987.09 **Report Date:** 05/01/20

SAMPLE RESULTS

Lab ID: L2017182-01 Date Collected: 04/23/20 08:00

Client ID: TRIP BLANK Date Received: 04/24/20

Sample Location: TROY, NH Field Prep: Not Specified

Sample Depth:

Parameter	Result	Qualifier	Units	RL	MDL	Dilution Factor
Volatile Organics by GC/MS - Westborough Lab						
1,2-Dichloroethene, Total	ND		ug/l	0.50	--	1
Trichloroethene	ND		ug/l	0.50	--	1
1,2-Dichlorobenzene	ND		ug/l	2.5	--	1
1,3-Dichlorobenzene	ND		ug/l	2.5	--	1
1,4-Dichlorobenzene	ND		ug/l	2.5	--	1
Methyl tert butyl ether	ND		ug/l	1.0	--	1
p/m-Xylene	ND		ug/l	1.0	--	1
o-Xylene	ND		ug/l	1.0	--	1
Xylenes, Total	ND		ug/l	1.0	--	1
cis-1,2-Dichloroethene	ND		ug/l	0.50	--	1
Dibromomethane	ND		ug/l	5.0	--	1
1,2,3-Trichloropropane	ND		ug/l	5.0	--	1
Styrene	ND		ug/l	1.0	--	1
Dichlorodifluoromethane	ND		ug/l	5.0	--	1
Acetone	ND		ug/l	5.0	--	1
Carbon disulfide	ND		ug/l	5.0	--	1
2-Butanone	ND		ug/l	5.0	--	1
4-Methyl-2-pentanone	ND		ug/l	5.0	--	1
2-Hexanone	ND		ug/l	5.0	--	1
Bromochloromethane	ND		ug/l	2.5	--	1
Tetrahydrofuran	ND		ug/l	5.0	--	1
2,2-Dichloropropane	ND		ug/l	2.5	--	1
1,2-Dibromoethane	ND		ug/l	2.0	--	1
1,1,1,2-Tetrachloroethane	ND		ug/l	0.50	--	1
Bromobenzene	ND		ug/l	2.5	--	1
n-Butylbenzene	ND		ug/l	0.50	--	1
sec-Butylbenzene	ND		ug/l	0.50	--	1
tert-Butylbenzene	ND		ug/l	2.5	--	1
o-Chlorotoluene	ND		ug/l	2.5	--	1
p-Chlorotoluene	ND		ug/l	2.5	--	1
1,2-Dibromo-3-chloropropane	ND		ug/l	2.5	--	1
Hexachlorobutadiene	ND		ug/l	0.50	--	1
Isopropylbenzene	ND		ug/l	0.50	--	1
p-Isopropyltoluene	ND		ug/l	0.50	--	1
Naphthalene	ND		ug/l	2.5	--	1
n-Propylbenzene	ND		ug/l	0.50	--	1
1,2,3-Trichlorobenzene	ND		ug/l	2.5	--	1

Project Name: TROY MILLS LANDFILL SUPERFUND **Lab Number:** L2017182

Project Number: 04.0190987.09 **Report Date:** 05/01/20

SAMPLE RESULTS

Lab ID: L2017182-01 Date Collected: 04/23/20 08:00

Client ID: TRIP BLANK Date Received: 04/24/20

Sample Location: TROY, NH Field Prep: Not Specified

Sample Depth:

Parameter	Result	Qualifier	Units	RL	MDL	Dilution Factor
Volatile Organics by GC/MS - Westborough Lab						
1,2,4-Trichlorobenzene	ND		ug/l	2.5	--	1
1,3,5-Trimethylbenzene	ND		ug/l	2.5	--	1
1,3,5-Trichlorobenzene	ND		ug/l	2.0	--	1
1,2,4-Trimethylbenzene	ND		ug/l	2.5	--	1
Ethyl ether	ND		ug/l	2.5	--	1
Isopropyl Ether	ND		ug/l	2.0	--	1
Tert-Butyl Alcohol	ND		ug/l	10	--	1
Ethyl-Tert-Butyl-Ether	ND		ug/l	2.0	--	1
Tertiary-Amyl Methyl Ether	ND		ug/l	2.0	--	1
1,4-Dioxane	ND		ug/l	250	--	1

Surrogate	% Recovery	Qualifier	Acceptance Criteria
1,2-Dichloroethane-d4	98		70-130
Toluene-d8	97		70-130
4-Bromofluorobenzene	86		70-130
Dibromofluoromethane	108		70-130

Project Name: TROY MILLS LANDFILL SUPERFUND **Lab Number:** L2017182

Project Number: 04.0190987.09 **Report Date:** 05/01/20

SAMPLE RESULTS

Lab ID: L2017182-02
Client ID: TRY_MW-802
Sample Location: TROY, NH

Date Collected: 04/23/20 14:45
Date Received: 04/24/20
Field Prep: Not Specified

Sample Depth:
Matrix: Water
Analytical Method: 1,8260C
Analytical Date: 04/29/20 03:01
Analyst: NLK

Parameter	Result	Qualifier	Units	RL	MDL	Dilution Factor
Volatile Organics by GC/MS - Westborough Lab						
Methylene chloride	ND		ug/l	3.0	--	1
1,1-Dichloroethane	ND		ug/l	0.75	--	1
Chloroform	ND		ug/l	0.75	--	1
Carbon tetrachloride	ND		ug/l	0.50	--	1
1,2-Dichloropropane	ND		ug/l	1.8	--	1
Dibromochloromethane	ND		ug/l	0.50	--	1
1,1,2-Trichloroethane	ND		ug/l	0.75	--	1
Tetrachloroethene	ND		ug/l	0.50	--	1
Chlorobenzene	ND		ug/l	0.50	--	1
Trichlorofluoromethane	ND		ug/l	2.5	--	1
1,2-Dichloroethane	ND		ug/l	0.50	--	1
1,1,1-Trichloroethane	ND		ug/l	0.50	--	1
Bromodichloromethane	ND		ug/l	0.50	--	1
trans-1,3-Dichloropropene	ND		ug/l	0.50	--	1
cis-1,3-Dichloropropene	ND		ug/l	0.50	--	1
1,3-Dichloropropene, Total	ND		ug/l	0.50	--	1
1,1-Dichloropropene	ND		ug/l	2.5	--	1
Bromoform	ND		ug/l	2.0	--	1
1,1,2,2-Tetrachloroethane	ND		ug/l	0.50	--	1
Benzene	ND		ug/l	0.50	--	1
Toluene	ND		ug/l	0.75	--	1
Ethylbenzene	ND		ug/l	0.50	--	1
Chloromethane	ND		ug/l	2.5	--	1
Bromomethane	ND		ug/l	1.0	--	1
Vinyl chloride	ND		ug/l	1.0	--	1
Chloroethane	ND		ug/l	1.0	--	1
1,1-Dichloroethene	ND		ug/l	0.50	--	1
trans-1,2-Dichloroethene	ND		ug/l	0.75	--	1

Project Name: TROY MILLS LANDFILL SUPERFUND **Lab Number:** L2017182

Project Number: 04.0190987.09 **Report Date:** 05/01/20

SAMPLE RESULTS

Lab ID: L2017182-02 Date Collected: 04/23/20 14:45

Client ID: TRY_MW-802 Date Received: 04/24/20

Sample Location: TROY, NH Field Prep: Not Specified

Sample Depth:

Parameter	Result	Qualifier	Units	RL	MDL	Dilution Factor
Volatile Organics by GC/MS - Westborough Lab						
1,2-Dichloroethene, Total	1.3		ug/l	0.50	--	1
Trichloroethene	ND		ug/l	0.50	--	1
1,2-Dichlorobenzene	ND		ug/l	2.5	--	1
1,3-Dichlorobenzene	ND		ug/l	2.5	--	1
1,4-Dichlorobenzene	ND		ug/l	2.5	--	1
Methyl tert butyl ether	ND		ug/l	1.0	--	1
p/m-Xylene	ND		ug/l	1.0	--	1
o-Xylene	ND		ug/l	1.0	--	1
Xylenes, Total	ND		ug/l	1.0	--	1
cis-1,2-Dichloroethene	1.3		ug/l	0.50	--	1
Dibromomethane	ND		ug/l	5.0	--	1
1,2,3-Trichloropropane	ND		ug/l	5.0	--	1
Styrene	ND		ug/l	1.0	--	1
Dichlorodifluoromethane	ND		ug/l	5.0	--	1
Acetone	ND		ug/l	5.0	--	1
Carbon disulfide	ND		ug/l	5.0	--	1
2-Butanone	ND		ug/l	5.0	--	1
4-Methyl-2-pentanone	ND		ug/l	5.0	--	1
2-Hexanone	ND		ug/l	5.0	--	1
Bromochloromethane	ND		ug/l	2.5	--	1
Tetrahydrofuran	ND		ug/l	5.0	--	1
2,2-Dichloropropane	ND		ug/l	2.5	--	1
1,2-Dibromoethane	ND		ug/l	2.0	--	1
1,1,1,2-Tetrachloroethane	ND		ug/l	0.50	--	1
Bromobenzene	ND		ug/l	2.5	--	1
n-Butylbenzene	ND		ug/l	0.50	--	1
sec-Butylbenzene	ND		ug/l	0.50	--	1
tert-Butylbenzene	ND		ug/l	2.5	--	1
o-Chlorotoluene	ND		ug/l	2.5	--	1
p-Chlorotoluene	ND		ug/l	2.5	--	1
1,2-Dibromo-3-chloropropane	ND		ug/l	2.5	--	1
Hexachlorobutadiene	ND		ug/l	0.50	--	1
Isopropylbenzene	ND		ug/l	0.50	--	1
p-Isopropyltoluene	ND		ug/l	0.50	--	1
Naphthalene	ND		ug/l	2.5	--	1
n-Propylbenzene	ND		ug/l	0.50	--	1
1,2,3-Trichlorobenzene	ND		ug/l	2.5	--	1

Project Name: TROY MILLS LANDFILL SUPERFUND **Lab Number:** L2017182

Project Number: 04.0190987.09 **Report Date:** 05/01/20

SAMPLE RESULTS

Lab ID: L2017182-02 Date Collected: 04/23/20 14:45

Client ID: TRY_MW-802 Date Received: 04/24/20

Sample Location: TROY, NH Field Prep: Not Specified

Sample Depth:

Parameter	Result	Qualifier	Units	RL	MDL	Dilution Factor
Volatile Organics by GC/MS - Westborough Lab						
1,2,4-Trichlorobenzene	ND		ug/l	2.5	--	1
1,3,5-Trimethylbenzene	ND		ug/l	2.5	--	1
1,3,5-Trichlorobenzene	ND		ug/l	2.0	--	1
1,2,4-Trimethylbenzene	ND		ug/l	2.5	--	1
Ethyl ether	ND		ug/l	2.5	--	1
Isopropyl Ether	ND		ug/l	2.0	--	1
Tert-Butyl Alcohol	ND		ug/l	10	--	1
Ethyl-Tert-Butyl-Ether	ND		ug/l	2.0	--	1
Tertiary-Amyl Methyl Ether	ND		ug/l	2.0	--	1
1,4-Dioxane	ND		ug/l	250	--	1

Surrogate	% Recovery	Qualifier	Acceptance Criteria
1,2-Dichloroethane-d4	99		70-130
Toluene-d8	96		70-130
4-Bromofluorobenzene	84		70-130
Dibromofluoromethane	110		70-130

Project Name: TROY MILLS LANDFILL SUPERFUND **Lab Number:** L2017182

Project Number: 04.0190987.09 **Report Date:** 05/01/20

SAMPLE RESULTS

Lab ID: L2017182-03 Date Collected: 04/23/20 13:15
Client ID: TRY_MW-601S Date Received: 04/24/20
Sample Location: TROY, NH Field Prep: Not Specified

Sample Depth:
Matrix: Water
Analytical Method: 1,8260C
Analytical Date: 04/29/20 03:25
Analyst: NLK

Parameter	Result	Qualifier	Units	RL	MDL	Dilution Factor
Volatile Organics by GC/MS - Westborough Lab						
Methylene chloride	ND		ug/l	3.0	--	1
1,1-Dichloroethane	ND		ug/l	0.75	--	1
Chloroform	ND		ug/l	0.75	--	1
Carbon tetrachloride	ND		ug/l	0.50	--	1
1,2-Dichloropropane	ND		ug/l	1.8	--	1
Dibromochloromethane	ND		ug/l	0.50	--	1
1,1,2-Trichloroethane	ND		ug/l	0.75	--	1
Tetrachloroethene	ND		ug/l	0.50	--	1
Chlorobenzene	ND		ug/l	0.50	--	1
Trichlorofluoromethane	ND		ug/l	2.5	--	1
1,2-Dichloroethane	ND		ug/l	0.50	--	1
1,1,1-Trichloroethane	ND		ug/l	0.50	--	1
Bromodichloromethane	ND		ug/l	0.50	--	1
trans-1,3-Dichloropropene	ND		ug/l	0.50	--	1
cis-1,3-Dichloropropene	ND		ug/l	0.50	--	1
1,3-Dichloropropene, Total	ND		ug/l	0.50	--	1
1,1-Dichloropropene	ND		ug/l	2.5	--	1
Bromoform	ND		ug/l	2.0	--	1
1,1,2,2-Tetrachloroethane	ND		ug/l	0.50	--	1
Benzene	ND		ug/l	0.50	--	1
Toluene	ND		ug/l	0.75	--	1
Ethylbenzene	ND		ug/l	0.50	--	1
Chloromethane	ND		ug/l	2.5	--	1
Bromomethane	ND		ug/l	1.0	--	1
Vinyl chloride	ND		ug/l	1.0	--	1
Chloroethane	ND		ug/l	1.0	--	1
1,1-Dichloroethene	ND		ug/l	0.50	--	1
trans-1,2-Dichloroethene	ND		ug/l	0.75	--	1

Project Name: TROY MILLS LANDFILL SUPERFUND **Lab Number:** L2017182

Project Number: 04.0190987.09 **Report Date:** 05/01/20

SAMPLE RESULTS

Lab ID: L2017182-03 Date Collected: 04/23/20 13:15

Client ID: TRY_MW-601S Date Received: 04/24/20

Sample Location: TROY, NH Field Prep: Not Specified

Sample Depth:

Parameter	Result	Qualifier	Units	RL	MDL	Dilution Factor
Volatile Organics by GC/MS - Westborough Lab						
1,2-Dichloroethene, Total	0.78		ug/l	0.50	--	1
Trichloroethene	ND		ug/l	0.50	--	1
1,2-Dichlorobenzene	ND		ug/l	2.5	--	1
1,3-Dichlorobenzene	ND		ug/l	2.5	--	1
1,4-Dichlorobenzene	ND		ug/l	2.5	--	1
Methyl tert butyl ether	ND		ug/l	1.0	--	1
p/m-Xylene	ND		ug/l	1.0	--	1
o-Xylene	ND		ug/l	1.0	--	1
Xylenes, Total	ND		ug/l	1.0	--	1
cis-1,2-Dichloroethene	0.78		ug/l	0.50	--	1
Dibromomethane	ND		ug/l	5.0	--	1
1,2,3-Trichloropropane	ND		ug/l	5.0	--	1
Styrene	ND		ug/l	1.0	--	1
Dichlorodifluoromethane	ND		ug/l	5.0	--	1
Acetone	ND		ug/l	5.0	--	1
Carbon disulfide	ND		ug/l	5.0	--	1
2-Butanone	ND		ug/l	5.0	--	1
4-Methyl-2-pentanone	ND		ug/l	5.0	--	1
2-Hexanone	ND		ug/l	5.0	--	1
Bromochloromethane	ND		ug/l	2.5	--	1
Tetrahydrofuran	ND		ug/l	5.0	--	1
2,2-Dichloropropane	ND		ug/l	2.5	--	1
1,2-Dibromoethane	ND		ug/l	2.0	--	1
1,1,1,2-Tetrachloroethane	ND		ug/l	0.50	--	1
Bromobenzene	ND		ug/l	2.5	--	1
n-Butylbenzene	ND		ug/l	0.50	--	1
sec-Butylbenzene	7.3		ug/l	0.50	--	1
tert-Butylbenzene	ND		ug/l	2.5	--	1
o-Chlorotoluene	ND		ug/l	2.5	--	1
p-Chlorotoluene	ND		ug/l	2.5	--	1
1,2-Dibromo-3-chloropropane	ND		ug/l	2.5	--	1
Hexachlorobutadiene	ND		ug/l	0.50	--	1
Isopropylbenzene	ND		ug/l	0.50	--	1
p-Isopropyltoluene	ND		ug/l	0.50	--	1
Naphthalene	ND		ug/l	2.5	--	1
n-Propylbenzene	ND		ug/l	0.50	--	1
1,2,3-Trichlorobenzene	ND		ug/l	2.5	--	1

Project Name: TROY MILLS LANDFILL SUPERFUND **Lab Number:** L2017182

Project Number: 04.0190987.09 **Report Date:** 05/01/20

SAMPLE RESULTS

Lab ID: L2017182-03 Date Collected: 04/23/20 13:15

Client ID: TRY_MW-601S Date Received: 04/24/20

Sample Location: TROY, NH Field Prep: Not Specified

Sample Depth:

Parameter	Result	Qualifier	Units	RL	MDL	Dilution Factor
Volatile Organics by GC/MS - Westborough Lab						
1,2,4-Trichlorobenzene	ND		ug/l	2.5	--	1
1,3,5-Trimethylbenzene	ND		ug/l	2.5	--	1
1,3,5-Trichlorobenzene	ND		ug/l	2.0	--	1
1,2,4-Trimethylbenzene	ND		ug/l	2.5	--	1
Ethyl ether	ND		ug/l	2.5	--	1
Isopropyl Ether	ND		ug/l	2.0	--	1
Tert-Butyl Alcohol	ND		ug/l	10	--	1
Ethyl-Tert-Butyl-Ether	ND		ug/l	2.0	--	1
Tertiary-Amyl Methyl Ether	ND		ug/l	2.0	--	1
1,4-Dioxane	ND		ug/l	250	--	1

Surrogate	% Recovery	Qualifier	Acceptance Criteria
1,2-Dichloroethane-d4	99		70-130
Toluene-d8	96		70-130
4-Bromofluorobenzene	87		70-130
Dibromofluoromethane	110		70-130

Project Name: TROY MILLS LANDFILL SUPERFUND **Lab Number:** L2017182

Project Number: 04.0190987.09 **Report Date:** 05/01/20

SAMPLE RESULTS

Lab ID: L2017182-04
Client ID: TRY_MW-601D
Sample Location: TROY, NH

Date Collected: 04/23/20 11:30
Date Received: 04/24/20
Field Prep: Not Specified

Sample Depth:
Matrix: Water
Analytical Method: 1,8260C
Analytical Date: 04/29/20 03:50
Analyst: NLK

Parameter	Result	Qualifier	Units	RL	MDL	Dilution Factor
Volatile Organics by GC/MS - Westborough Lab						
Methylene chloride	ND		ug/l	3.0	--	1
1,1-Dichloroethane	ND		ug/l	0.75	--	1
Chloroform	ND		ug/l	0.75	--	1
Carbon tetrachloride	ND		ug/l	0.50	--	1
1,2-Dichloropropane	ND		ug/l	1.8	--	1
Dibromochloromethane	ND		ug/l	0.50	--	1
1,1,2-Trichloroethane	ND		ug/l	0.75	--	1
Tetrachloroethene	ND		ug/l	0.50	--	1
Chlorobenzene	ND		ug/l	0.50	--	1
Trichlorofluoromethane	ND		ug/l	2.5	--	1
1,2-Dichloroethane	ND		ug/l	0.50	--	1
1,1,1-Trichloroethane	ND		ug/l	0.50	--	1
Bromodichloromethane	ND		ug/l	0.50	--	1
trans-1,3-Dichloropropene	ND		ug/l	0.50	--	1
cis-1,3-Dichloropropene	ND		ug/l	0.50	--	1
1,3-Dichloropropene, Total	ND		ug/l	0.50	--	1
1,1-Dichloropropene	ND		ug/l	2.5	--	1
Bromoform	ND		ug/l	2.0	--	1
1,1,2,2-Tetrachloroethane	ND		ug/l	0.50	--	1
Benzene	1.4		ug/l	0.50	--	1
Toluene	ND		ug/l	0.75	--	1
Ethylbenzene	2.3		ug/l	0.50	--	1
Chloromethane	ND		ug/l	2.5	--	1
Bromomethane	ND		ug/l	1.0	--	1
Vinyl chloride	ND		ug/l	1.0	--	1
Chloroethane	ND		ug/l	1.0	--	1
1,1-Dichloroethene	ND		ug/l	0.50	--	1
trans-1,2-Dichloroethene	ND		ug/l	0.75	--	1

Project Name: TROY MILLS LANDFILL SUPERFUND **Lab Number:** L2017182

Project Number: 04.0190987.09 **Report Date:** 05/01/20

SAMPLE RESULTS

Lab ID: L2017182-04 Date Collected: 04/23/20 11:30

Client ID: TRY_MW-601D Date Received: 04/24/20

Sample Location: TROY, NH Field Prep: Not Specified

Sample Depth:

Parameter	Result	Qualifier	Units	RL	MDL	Dilution Factor
Volatile Organics by GC/MS - Westborough Lab						
1,2-Dichloroethene, Total	16		ug/l	0.50	--	1
Trichloroethene	1.4		ug/l	0.50	--	1
1,2-Dichlorobenzene	ND		ug/l	2.5	--	1
1,3-Dichlorobenzene	ND		ug/l	2.5	--	1
1,4-Dichlorobenzene	ND		ug/l	2.5	--	1
Methyl tert butyl ether	ND		ug/l	1.0	--	1
p/m-Xylene	ND		ug/l	1.0	--	1
o-Xylene	ND		ug/l	1.0	--	1
Xylenes, Total	ND		ug/l	1.0	--	1
cis-1,2-Dichloroethene	16		ug/l	0.50	--	1
Dibromomethane	ND		ug/l	5.0	--	1
1,2,3-Trichloropropane	ND		ug/l	5.0	--	1
Styrene	ND		ug/l	1.0	--	1
Dichlorodifluoromethane	ND		ug/l	5.0	--	1
Acetone	ND		ug/l	5.0	--	1
Carbon disulfide	ND		ug/l	5.0	--	1
2-Butanone	ND		ug/l	5.0	--	1
4-Methyl-2-pentanone	ND		ug/l	5.0	--	1
2-Hexanone	ND		ug/l	5.0	--	1
Bromochloromethane	ND		ug/l	2.5	--	1
Tetrahydrofuran	ND		ug/l	5.0	--	1
2,2-Dichloropropane	ND		ug/l	2.5	--	1
1,2-Dibromoethane	ND		ug/l	2.0	--	1
1,1,1,2-Tetrachloroethane	ND		ug/l	0.50	--	1
Bromobenzene	ND		ug/l	2.5	--	1
n-Butylbenzene	ND		ug/l	0.50	--	1
sec-Butylbenzene	14		ug/l	0.50	--	1
tert-Butylbenzene	3.6		ug/l	2.5	--	1
o-Chlorotoluene	ND		ug/l	2.5	--	1
p-Chlorotoluene	ND		ug/l	2.5	--	1
1,2-Dibromo-3-chloropropane	ND		ug/l	2.5	--	1
Hexachlorobutadiene	ND		ug/l	0.50	--	1
Isopropylbenzene	35		ug/l	0.50	--	1
p-Isopropyltoluene	ND		ug/l	0.50	--	1
Naphthalene	ND		ug/l	2.5	--	1
n-Propylbenzene	ND		ug/l	0.50	--	1
1,2,3-Trichlorobenzene	ND		ug/l	2.5	--	1

Project Name: TROY MILLS LANDFILL SUPERFUND **Lab Number:** L2017182

Project Number: 04.0190987.09 **Report Date:** 05/01/20

SAMPLE RESULTS

Lab ID: L2017182-04 Date Collected: 04/23/20 11:30

Client ID: TRY_MW-601D Date Received: 04/24/20

Sample Location: TROY, NH Field Prep: Not Specified

Sample Depth:

Parameter	Result	Qualifier	Units	RL	MDL	Dilution Factor
Volatile Organics by GC/MS - Westborough Lab						
1,2,4-Trichlorobenzene	ND		ug/l	2.5	--	1
1,3,5-Trimethylbenzene	ND		ug/l	2.5	--	1
1,3,5-Trichlorobenzene	ND		ug/l	2.0	--	1
1,2,4-Trimethylbenzene	ND		ug/l	2.5	--	1
Ethyl ether	ND		ug/l	2.5	--	1
Isopropyl Ether	ND		ug/l	2.0	--	1
Tert-Butyl Alcohol	ND		ug/l	10	--	1
Ethyl-Tert-Butyl-Ether	ND		ug/l	2.0	--	1
Tertiary-Amyl Methyl Ether	ND		ug/l	2.0	--	1
1,4-Dioxane	ND		ug/l	250	--	1

Surrogate	% Recovery	Qualifier	Acceptance Criteria
1,2-Dichloroethane-d4	99		70-130
Toluene-d8	95		70-130
4-Bromofluorobenzene	86		70-130
Dibromofluoromethane	109		70-130

Project Name: TROY MILLS LANDFILL SUPERFUND **Lab Number:** L2017182

Project Number: 04.0190987.09 **Report Date:** 05/01/20

Method Blank Analysis
Batch Quality Control

Analytical Method: 1,8260C
Analytical Date: 04/28/20 20:04
Analyst: AJK

Parameter	Result	Qualifier	Units	RL	MDL
Volatile Organics by GC/MS - Westborough Lab for sample(s): 01-04 Batch: WG1365567-5					
Methylene chloride	ND		ug/l	3.0	--
1,1-Dichloroethane	ND		ug/l	0.75	--
Chloroform	ND		ug/l	0.75	--
Carbon tetrachloride	ND		ug/l	0.50	--
1,2-Dichloropropane	ND		ug/l	1.8	--
Dibromochloromethane	ND		ug/l	0.50	--
1,1,2-Trichloroethane	ND		ug/l	0.75	--
Tetrachloroethene	ND		ug/l	0.50	--
Chlorobenzene	ND		ug/l	0.50	--
Trichlorofluoromethane	ND		ug/l	2.5	--
1,2-Dichloroethane	ND		ug/l	0.50	--
1,1,1-Trichloroethane	ND		ug/l	0.50	--
Bromodichloromethane	ND		ug/l	0.50	--
trans-1,3-Dichloropropene	ND		ug/l	0.50	--
cis-1,3-Dichloropropene	ND		ug/l	0.50	--
1,3-Dichloropropene, Total	ND		ug/l	0.50	--
1,1-Dichloropropene	ND		ug/l	2.5	--
Bromoform	ND		ug/l	2.0	--
1,1,2,2-Tetrachloroethane	ND		ug/l	0.50	--
Benzene	ND		ug/l	0.50	--
Toluene	ND		ug/l	0.75	--
Ethylbenzene	ND		ug/l	0.50	--
Chloromethane	ND		ug/l	2.5	--
Bromomethane	ND		ug/l	1.0	--
Vinyl chloride	ND		ug/l	1.0	--
Chloroethane	ND		ug/l	1.0	--
1,1-Dichloroethene	ND		ug/l	0.50	--
trans-1,2-Dichloroethene	ND		ug/l	0.75	--
1,2-Dichloroethene, Total	ND		ug/l	0.50	--

Project Name: TROY MILLS LANDFILL SUPERFUND **Lab Number:** L2017182

Project Number: 04.0190987.09 **Report Date:** 05/01/20

Method Blank Analysis
Batch Quality Control

Analytical Method: 1,8260C
Analytical Date: 04/28/20 20:04
Analyst: AJK

Parameter	Result	Qualifier	Units	RL	MDL
Volatile Organics by GC/MS - Westborough Lab for sample(s): 01-04 Batch: WG1365567-5					
Trichloroethene	ND		ug/l	0.50	--
1,2-Dichlorobenzene	ND		ug/l	2.5	--
1,3-Dichlorobenzene	ND		ug/l	2.5	--
1,4-Dichlorobenzene	ND		ug/l	2.5	--
Methyl tert butyl ether	ND		ug/l	1.0	--
p/m-Xylene	ND		ug/l	1.0	--
o-Xylene	ND		ug/l	1.0	--
Xylenes, Total	ND		ug/l	1.0	--
cis-1,2-Dichloroethene	ND		ug/l	0.50	--
Dibromomethane	ND		ug/l	5.0	--
1,2,3-Trichloropropane	ND		ug/l	5.0	--
Styrene	ND		ug/l	1.0	--
Dichlorodifluoromethane	ND		ug/l	5.0	--
Acetone	ND		ug/l	5.0	--
Carbon disulfide	ND		ug/l	5.0	--
2-Butanone	ND		ug/l	5.0	--
4-Methyl-2-pentanone	ND		ug/l	5.0	--
2-Hexanone	ND		ug/l	5.0	--
Bromochloromethane	ND		ug/l	2.5	--
Tetrahydrofuran	ND		ug/l	5.0	--
2,2-Dichloropropane	ND		ug/l	2.5	--
1,2-Dibromoethane	ND		ug/l	2.0	--
1,1,1,2-Tetrachloroethane	ND		ug/l	0.50	--
Bromobenzene	ND		ug/l	2.5	--
n-Butylbenzene	ND		ug/l	0.50	--
sec-Butylbenzene	ND		ug/l	0.50	--
tert-Butylbenzene	ND		ug/l	2.5	--
o-Chlorotoluene	ND		ug/l	2.5	--
p-Chlorotoluene	ND		ug/l	2.5	--

Project Name: TROY MILLS LANDFILL SUPERFUND **Lab Number:** L2017182

Project Number: 04.0190987.09 **Report Date:** 05/01/20

Method Blank Analysis
Batch Quality Control

Analytical Method: 1,8260C
Analytical Date: 04/28/20 20:04
Analyst: AJK

Parameter	Result	Qualifier	Units	RL	MDL
Volatile Organics by GC/MS - Westborough Lab for sample(s): 01-04 Batch: WG1365567-5					
1,2-Dibromo-3-chloropropane	ND		ug/l	2.5	--
Hexachlorobutadiene	ND		ug/l	0.50	--
Isopropylbenzene	ND		ug/l	0.50	--
p-Isopropyltoluene	ND		ug/l	0.50	--
Naphthalene	ND		ug/l	2.5	--
n-Propylbenzene	ND		ug/l	0.50	--
1,2,3-Trichlorobenzene	ND		ug/l	2.5	--
1,2,4-Trichlorobenzene	ND		ug/l	2.5	--
1,3,5-Trimethylbenzene	ND		ug/l	2.5	--
1,3,5-Trichlorobenzene	ND		ug/l	2.0	--
1,2,4-Trimethylbenzene	ND		ug/l	2.5	--
Ethyl ether	ND		ug/l	2.5	--
Isopropyl Ether	ND		ug/l	2.0	--
Tert-Butyl Alcohol	ND		ug/l	10	--
Ethyl-Tert-Butyl-Ether	ND		ug/l	2.0	--
Tertiary-Amyl Methyl Ether	ND		ug/l	2.0	--
1,4-Dioxane	ND		ug/l	250	--

Surrogate	%Recovery	Qualifier	Acceptance Criteria
1,2-Dichloroethane-d4	98		70-130
Toluene-d8	99		70-130
4-Bromofluorobenzene	88		70-130
Dibromofluoromethane	107		70-130

Lab Control Sample Analysis

Batch Quality Control

Project Name: TROY MILLS LANDFILL SUPERFUND

Project Number: 04.0190987.09

Lab Number: L2017182

Report Date: 05/01/20

Parameter	LCS %Recovery	Qual	LCSD %Recovery	Qual	%Recovery Limits	RPD	Qual	RPD Limits
Volatile Organics by GC/MS - Westborough Lab Associated sample(s): 01-04 Batch: WG1365567-3 WG1365567-4								
Methylene chloride	93		90		70-130	3		20
1,1-Dichloroethane	86		86		70-130	0		20
Chloroform	97		97		70-130	0		20
Carbon tetrachloride	100		100		63-132	0		20
1,2-Dichloropropane	80		82		70-130	2		20
Dibromochloromethane	99		99		63-130	0		20
1,1,2-Trichloroethane	92		92		70-130	0		20
Tetrachloroethene	110		100		70-130	10		20
Chlorobenzene	100		99		75-130	1		25
Trichlorofluoromethane	99		97		62-150	2		20
1,2-Dichloroethane	96		85		70-130	12		20
1,1,1-Trichloroethane	100		100		67-130	0		20
Bromodichloromethane	93		93		67-130	0		20
trans-1,3-Dichloropropene	89		89		70-130	0		20
cis-1,3-Dichloropropene	84		85		70-130	1		20
1,1-Dichloropropene	90		88		70-130	2		20
Bromoform	89		93		54-136	4		20
1,1,2,2-Tetrachloroethane	85		89		67-130	5		20
Benzene	90		88		70-130	2		25
Toluene	93		94		70-130	1		25
Ethylbenzene	96		94		70-130	2		20
Chloromethane	92		91		64-130	1		20
Bromomethane	48		57		39-139	17		20

Lab Control Sample Analysis

Batch Quality Control

Project Name: TROY MILLS LANDFILL SUPERFUND

Project Number: 04.0190987.09

Lab Number: L2017182

Report Date: 05/01/20

Parameter	LCS %Recovery	Qual	LCSD %Recovery	Qual	%Recovery Limits	RPD	Qual	RPD Limits
Volatile Organics by GC/MS - Westborough Lab Associated sample(s): 01-04 Batch: WG1365567-3 WG1365567-4								
Vinyl chloride	80		80		55-140	0		20
Chloroethane	94		91		55-138	3		20
1,1-Dichloroethene	100		100		61-145	0		25
trans-1,2-Dichloroethene	100		100		70-130	0		20
Trichloroethene	97		96		70-130	1		25
1,2-Dichlorobenzene	97		98		70-130	1		20
1,3-Dichlorobenzene	99		100		70-130	1		20
1,4-Dichlorobenzene	98		100		70-130	2		20
Methyl tert butyl ether	93		92		63-130	1		20
p/m-Xylene	100		100		70-130	0		20
o-Xylene	100		100		70-130	0		20
cis-1,2-Dichloroethene	100		100		70-130	0		20
Dibromomethane	97		96		70-130	1		20
1,2,3-Trichloropropane	80		83		64-130	4		20
Styrene	100		100		70-130	0		20
Dichlorodifluoromethane	89		85		36-147	5		20
Acetone	78		69		58-148	12		20
Carbon disulfide	96		92		51-130	4		20
2-Butanone	88		86		63-138	2		20
4-Methyl-2-pentanone	71		70		59-130	1		20
2-Hexanone	83		80		57-130	4		20
Bromochloromethane	110		110		70-130	0		20
Tetrahydrofuran	98		80		58-130	20		20

Lab Control Sample Analysis

Batch Quality Control

Project Name: TROY MILLS LANDFILL SUPERFUND

Project Number: 04.0190987.09

Lab Number: L2017182

Report Date: 05/01/20

Parameter	LCS %Recovery	Qual	LCSD %Recovery	Qual	%Recovery Limits	RPD	Qual	RPD Limits
Volatile Organics by GC/MS - Westborough Lab Associated sample(s): 01-04 Batch: WG1365567-3 WG1365567-4								
2,2-Dichloropropane	**140**	Q	130		63-133	7		20
1,2-Dibromoethane	95		95		70-130	0		20
1,1,1,2-Tetrachloroethane	100		100		64-130	0		20
Bromobenzene	92		95		70-130	3		20
n-Butylbenzene	93		96		53-136	3		20
sec-Butylbenzene	92		95		70-130	3		20
tert-Butylbenzene	91		94		70-130	3		20
o-Chlorotoluene	77		80		70-130	4		20
p-Chlorotoluene	89		90		70-130	1		20
1,2-Dibromo-3-chloropropane	86		87		41-144	1		20
Hexachlorobutadiene	93		97		63-130	4		20
Isopropylbenzene	92		94		70-130	2		20
p-Isopropyltoluene	99		100		70-130	1		20
Naphthalene	93		96		70-130	3		20
n-Propylbenzene	90		93		69-130	3		20
1,2,3-Trichlorobenzene	93		95		70-130	2		20
1,2,4-Trichlorobenzene	92		96		70-130	4		20
1,3,5-Trimethylbenzene	92		95		64-130	3		20
1,3,5-Trichlorobenzene	96		100		70-130	4		20
1,2,4-Trimethylbenzene	92		95		70-130	3		20
Ethyl ether	85		82		59-134	4		20
Isopropyl Ether	97		96		70-130	1		20
Tert-Butyl Alcohol	86		76		70-130	12		20

Lab Control Sample Analysis

Batch Quality Control

Project Name: TROY MILLS LANDFILL SUPERFUND

Project Number: 04.0190987.09

Lab Number: L2017182

Report Date: 05/01/20

Parameter	LCS %Recovery	Qual	LCSD %Recovery	Qual	%Recovery Limits	RPD	Qual	RPD Limits
Volatile Organics by GC/MS - Westborough Lab Associated sample(s): 01-04 Batch: WG1365567-3 WG1365567-4								
Ethyl-Tert-Butyl-Ether	82		82		70-130	0		20
Tertiary-Amyl Methyl Ether	85		86		66-130	1		20
1,4-Dioxane	82		72		56-162	13		20

Surrogate	LCS %Recovery	Qual	LCSD %Recovery	Qual	Acceptance Criteria
1,2-Dichloroethane-d4	86		86		70-130
Toluene-d8	99		98		70-130
4-Bromofluorobenzene	85		87		70-130
Dibromofluoromethane	107		105		70-130

SEMIVOLATILES

Project Name: TROY MILLS LANDFILL SUPERFUND **Lab Number:** L2017182

Project Number: 04.0190987.09 **Report Date:** 05/01/20

SAMPLE RESULTS

Lab ID: L2017182-02
Client ID: TRY_MW-802
Sample Location: TROY, NH

Date Collected: 04/23/20 14:45
Date Received: 04/24/20
Field Prep: Not Specified

Sample Depth:
Matrix: Water
Analytical Method: 1,8270D
Analytical Date: 04/29/20 13:05
Analyst: JG

Extraction Method: EPA 3510C
Extraction Date: 04/26/20 07:54

Parameter	Result	Qualifier	Units	RL	MDL	Dilution Factor
Semivolatile Organics by GC/MS - Westborough Lab						
Benzidine	ND		ug/l	20	--	1
1,2,4-Trichlorobenzene	ND		ug/l	5.0	--	1
Bis(2-chloroethyl)ether	ND		ug/l	2.0	--	1
1,2-Dichlorobenzene	ND		ug/l	2.0	--	1
1,3-Dichlorobenzene	ND		ug/l	2.0	--	1
1,4-Dichlorobenzene	ND		ug/l	2.0	--	1
3,3'-Dichlorobenzidine	ND		ug/l	5.0	--	1
2,4-Dinitrotoluene	ND		ug/l	5.0	--	1
2,6-Dinitrotoluene	ND		ug/l	5.0	--	1
Azobenzene	ND		ug/l	2.0	--	1
4-Chlorophenyl phenyl ether	ND		ug/l	2.0	--	1
4-Bromophenyl phenyl ether	ND		ug/l	2.0	--	1
Bis(2-chloroisopropyl)ether	ND		ug/l	2.0	--	1
Bis(2-chloroethoxy)methane	ND		ug/l	5.0	--	1
Hexachlorocyclopentadiene	ND		ug/l	20	--	1
Isophorone	ND		ug/l	5.0	--	1
Nitrobenzene	ND		ug/l	2.0	--	1
NDPA/DPA	ND		ug/l	2.0	--	1
n-Nitrosodi-n-propylamine	ND		ug/l	5.0	--	1
Bis(2-ethylhexyl)phthalate	ND		ug/l	3.0	--	1
Butyl benzyl phthalate	ND		ug/l	5.0	--	1
Di-n-butylphthalate	ND		ug/l	5.0	--	1
Di-n-octylphthalate	ND		ug/l	5.0	--	1
Diethyl phthalate	ND		ug/l	5.0	--	1
Dimethyl phthalate	ND		ug/l	5.0	--	1
Biphenyl	ND		ug/l	2.0	--	1
Aniline	ND		ug/l	2.0	--	1
4-Chloroaniline	ND		ug/l	5.0	--	1

Project Name: TROY MILLS LANDFILL SUPERFUND **Lab Number:** L2017182

Project Number: 04.0190987.09 **Report Date:** 05/01/20

SAMPLE RESULTS

Lab ID: L2017182-02 Date Collected: 04/23/20 14:45

Client ID: TRY_MW-802 Date Received: 04/24/20

Sample Location: TROY, NH Field Prep: Not Specified

Sample Depth:

Parameter	Result	Qualifier	Units	RL	MDL	Dilution Factor
Semivolatile Organics by GC/MS - Westborough Lab						
2-Nitroaniline	ND		ug/l	5.0	--	1
3-Nitroaniline	ND		ug/l	5.0	--	1
4-Nitroaniline	ND		ug/l	5.0	--	1
Dibenzofuran	ND		ug/l	2.0	--	1
n-Nitrosodimethylamine	ND		ug/l	2.0	--	1
2,4,6-Trichlorophenol	ND		ug/l	5.0	--	1
p-Chloro-m-cresol	ND		ug/l	2.0	--	1
2-Chlorophenol	ND		ug/l	2.0	--	1
2,4-Dichlorophenol	ND		ug/l	5.0	--	1
2,4-Dimethylphenol	ND		ug/l	5.0	--	1
2-Nitrophenol	ND		ug/l	10	--	1
4-Nitrophenol	ND		ug/l	10	--	1
2,4-Dinitrophenol	ND		ug/l	20	--	1
4,6-Dinitro-o-cresol	ND		ug/l	10	--	1
Phenol	ND		ug/l	5.0	--	1
2-Methylphenol	ND		ug/l	5.0	--	1
3-Methylphenol/4-Methylphenol	ND		ug/l	5.0	--	1
2,4,5-Trichlorophenol	ND		ug/l	5.0	--	1
Benzoic Acid	ND		ug/l	50	--	1
Benzyl Alcohol	ND		ug/l	2.0	--	1
Carbazole	ND		ug/l	2.0	--	1
Pyridine	ND		ug/l	3.5	--	1

Surrogate	% Recovery	Qualifier	Acceptance Criteria
2-Fluorophenol	58		21-120
Phenol-d6	54		10-120
Nitrobenzene-d5	74		23-120
2-Fluorobiphenyl	67		15-120
2,4,6-Tribromophenol	67		10-120
4-Terphenyl-d14	81		41-149

Project Name: TROY MILLS LANDFILL SUPERFUND **Lab Number:** L2017182

Project Number: 04.0190987.09 **Report Date:** 05/01/20

SAMPLE RESULTS

Lab ID: L2017182-02
Client ID: TRY_MW-802
Sample Location: TROY, NH

Date Collected: 04/23/20 14:45
Date Received: 04/24/20
Field Prep: Not Specified

Sample Depth:
Matrix: Water
Analytical Method: 1,8270D-SIM
Analytical Date: 04/27/20 20:07
Analyst: DV

Extraction Method: EPA 3510C
Extraction Date: 04/26/20 07:56

Parameter	Result	Qualifier	Units	RL	MDL	Dilution Factor
Semivolatile Organics by GC/MS-SIM - Westborough Lab						
Acenaphthene	ND		ug/l	0.10	--	1
2-Chloronaphthalene	ND		ug/l	0.20	--	1
Fluoranthene	ND		ug/l	0.10	--	1
Hexachlorobutadiene	ND		ug/l	0.50	--	1
Naphthalene	ND		ug/l	0.10	--	1
Benzo(a)anthracene	ND		ug/l	0.10	--	1
Benzo(a)pyrene	ND		ug/l	0.10	--	1
Benzo(b)fluoranthene	ND		ug/l	0.10	--	1
Benzo(k)fluoranthene	ND		ug/l	0.10	--	1
Chrysene	ND		ug/l	0.10	--	1
Acenaphthylene	ND		ug/l	0.10	--	1
Anthracene	ND		ug/l	0.10	--	1
Benzo(ghi)perylene	ND		ug/l	0.10	--	1
Fluorene	ND		ug/l	0.10	--	1
Phenanthrene	ND		ug/l	0.10	--	1
Dibenzo(a,h)anthracene	ND		ug/l	0.10	--	1
Indeno(1,2,3-cd)pyrene	ND		ug/l	0.10	--	1
Pyrene	ND		ug/l	0.10	--	1
1-Methylnaphthalene	ND		ug/l	0.10	--	1
2-Methylnaphthalene	ND		ug/l	0.10	--	1
Pentachlorophenol	ND		ug/l	0.80	--	1
Hexachlorobenzene	ND		ug/l	0.80	--	1
Hexachloroethane	ND		ug/l	0.80	--	1

Project Name: TROY MILLS LANDFILL SUPERFUND **Lab Number:** L2017182

Project Number: 04.0190987.09 **Report Date:** 05/01/20

SAMPLE RESULTS

Lab ID: L2017182-02 Date Collected: 04/23/20 14:45

Client ID: TRY_MW-802 Date Received: 04/24/20

Sample Location: TROY, NH Field Prep: Not Specified

Sample Depth:

Parameter	Result	Qualifier	Units	RL	MDL	Dilution Factor
Semivolatile Organics by GC/MS-SIM - Westborough Lab						

Surrogate	% Recovery	Qualifier	Acceptance Criteria
2-Fluorophenol	57		21-120
Phenol-d6	50		10-120
Nitrobenzene-d5	74		23-120
2-Fluorobiphenyl	85		15-120
2,4,6-Tribromophenol	98		10-120
4-Terphenyl-d14	90		41-149

Project Name: TROY MILLS LANDFILL SUPERFUND
Lab Number: L2017182
Project Number: 04.0190987.09
Report Date: 05/01/20

SAMPLE RESULTS

Lab ID: L2017182-02
Client ID: TRY_MW-802
Sample Location: TROY, NH

Date Collected: 04/23/20 14:45
Date Received: 04/24/20
Field Prep: Not Specified

Sample Depth:
Matrix: Water
Analytical Method: 1,8270D-SIM
Analytical Date: 04/30/20 19:23
Analyst: PS

Extraction Method: EPA 3510C
Extraction Date: 04/27/20 21:00

Parameter	Result	Qualifier	Units	RL	MDL	Dilution Factor
1,4 Dioxane by 8270D-SIM - Mansfield Lab						
1,4-Dioxane	ND		ug/l	0.144	--	1

Surrogate	% Recovery	Qualifier	Acceptance Criteria
1,4-Dioxane-d8	49		15-110

Project Name: TROY MILLS LANDFILL SUPERFUND **Lab Number:** L2017182

Project Number: 04.0190987.09 **Report Date:** 05/01/20

SAMPLE RESULTS

Lab ID: L2017182-03
Client ID: TRY_MW-601S
Sample Location: TROY, NH

Date Collected: 04/23/20 13:15
Date Received: 04/24/20
Field Prep: Not Specified

Sample Depth:
Matrix: Water
Analytical Method: 1,8270D
Analytical Date: 04/29/20 13:29
Analyst: JG

Extraction Method: EPA 3510C
Extraction Date: 04/26/20 07:54

Parameter	Result	Qualifier	Units	RL	MDL	Dilution Factor
Semivolatile Organics by GC/MS - Westborough Lab						
Benzidine	ND		ug/l	20	--	1
1,2,4-Trichlorobenzene	ND		ug/l	5.0	--	1
Bis(2-chloroethyl)ether	ND		ug/l	2.0	--	1
1,2-Dichlorobenzene	ND		ug/l	2.0	--	1
1,3-Dichlorobenzene	ND		ug/l	2.0	--	1
1,4-Dichlorobenzene	ND		ug/l	2.0	--	1
3,3'-Dichlorobenzidine	ND		ug/l	5.0	--	1
2,4-Dinitrotoluene	ND		ug/l	5.0	--	1
2,6-Dinitrotoluene	ND		ug/l	5.0	--	1
Azobenzene	ND		ug/l	2.0	--	1
4-Chlorophenyl phenyl ether	ND		ug/l	2.0	--	1
4-Bromophenyl phenyl ether	ND		ug/l	2.0	--	1
Bis(2-chloroisopropyl)ether	ND		ug/l	2.0	--	1
Bis(2-chloroethoxy)methane	ND		ug/l	5.0	--	1
Hexachlorocyclopentadiene	ND		ug/l	20	--	1
Isophorone	ND		ug/l	5.0	--	1
Nitrobenzene	ND		ug/l	2.0	--	1
NDPA/DPA	ND		ug/l	2.0	--	1
n-Nitrosodi-n-propylamine	ND		ug/l	5.0	--	1
Bis(2-ethylhexyl)phthalate	ND		ug/l	3.0	--	1
Butyl benzyl phthalate	ND		ug/l	5.0	--	1
Di-n-butylphthalate	ND		ug/l	5.0	--	1
Di-n-octylphthalate	ND		ug/l	5.0	--	1
Diethyl phthalate	ND		ug/l	5.0	--	1
Dimethyl phthalate	ND		ug/l	5.0	--	1
Biphenyl	ND		ug/l	2.0	--	1
Aniline	ND		ug/l	2.0	--	1
4-Chloroaniline	ND		ug/l	5.0	--	1

Project Name: TROY MILLS LANDFILL SUPERFUND **Lab Number:** L2017182

Project Number: 04.0190987.09 **Report Date:** 05/01/20

SAMPLE RESULTS

Lab ID: L2017182-03 Date Collected: 04/23/20 13:15

Client ID: TRY_MW-601S Date Received: 04/24/20

Sample Location: TROY, NH Field Prep: Not Specified

Sample Depth:

Parameter	Result	Qualifier	Units	RL	MDL	Dilution Factor
Semivolatile Organics by GC/MS - Westborough Lab						
2-Nitroaniline	ND		ug/l	5.0	--	1
3-Nitroaniline	ND		ug/l	5.0	--	1
4-Nitroaniline	ND		ug/l	5.0	--	1
Dibenzofuran	ND		ug/l	2.0	--	1
n-Nitrosodimethylamine	ND		ug/l	2.0	--	1
2,4,6-Trichlorophenol	ND		ug/l	5.0	--	1
p-Chloro-m-cresol	ND		ug/l	2.0	--	1
2-Chlorophenol	ND		ug/l	2.0	--	1
2,4-Dichlorophenol	ND		ug/l	5.0	--	1
2,4-Dimethylphenol	ND		ug/l	5.0	--	1
2-Nitrophenol	ND		ug/l	10	--	1
4-Nitrophenol	ND		ug/l	10	--	1
2,4-Dinitrophenol	ND		ug/l	20	--	1
4,6-Dinitro-o-cresol	ND		ug/l	10	--	1
Phenol	ND		ug/l	5.0	--	1
2-Methylphenol	ND		ug/l	5.0	--	1
3-Methylphenol/4-Methylphenol	ND		ug/l	5.0	--	1
2,4,5-Trichlorophenol	ND		ug/l	5.0	--	1
Benzoic Acid	ND		ug/l	50	--	1
Benzyl Alcohol	ND		ug/l	2.0	--	1
Carbazole	ND		ug/l	2.0	--	1
Pyridine	ND		ug/l	3.5	--	1

Surrogate	% Recovery	Qualifier	Acceptance Criteria
2-Fluorophenol	55		21-120
Phenol-d6	52		10-120
Nitrobenzene-d5	79		23-120
2-Fluorobiphenyl	67		15-120
2,4,6-Tribromophenol	43		10-120
4-Terphenyl-d14	81		41-149

Project Name: TROY MILLS LANDFILL SUPERFUND **Lab Number:** L2017182

Project Number: 04.0190987.09 **Report Date:** 05/01/20

SAMPLE RESULTS

Lab ID: L2017182-03
Client ID: TRY_MW-601S
Sample Location: TROY, NH

Date Collected: 04/23/20 13:15
Date Received: 04/24/20
Field Prep: Not Specified

Sample Depth:
Matrix: Water
Analytical Method: 1,8270D-SIM
Analytical Date: 04/27/20 20:24
Analyst: DV

Extraction Method: EPA 3510C
Extraction Date: 04/26/20 07:56

Parameter	Result	Qualifier	Units	RL	MDL	Dilution Factor
Semivolatile Organics by GC/MS-SIM - Westborough Lab						
Acenaphthene	ND		ug/l	0.10	--	1
2-Chloronaphthalene	ND		ug/l	0.20	--	1
Fluoranthene	ND		ug/l	0.10	--	1
Hexachlorobutadiene	ND		ug/l	0.50	--	1
Naphthalene	ND		ug/l	0.10	--	1
Benzo(a)anthracene	ND		ug/l	0.10	--	1
Benzo(a)pyrene	ND		ug/l	0.10	--	1
Benzo(b)fluoranthene	ND		ug/l	0.10	--	1
Benzo(k)fluoranthene	ND		ug/l	0.10	--	1
Chrysene	ND		ug/l	0.10	--	1
Acenaphthylene	ND		ug/l	0.10	--	1
Anthracene	ND		ug/l	0.10	--	1
Benzo(ghi)perylene	ND		ug/l	0.10	--	1
Fluorene	ND		ug/l	0.10	--	1
Phenanthrene	ND		ug/l	0.10	--	1
Dibenzo(a,h)anthracene	ND		ug/l	0.10	--	1
Indeno(1,2,3-cd)pyrene	ND		ug/l	0.10	--	1
Pyrene	ND		ug/l	0.10	--	1
1-Methylnaphthalene	ND		ug/l	0.10	--	1
2-Methylnaphthalene	ND		ug/l	0.10	--	1
Pentachlorophenol	ND		ug/l	0.80	--	1
Hexachlorobenzene	ND		ug/l	0.80	--	1
Hexachloroethane	ND		ug/l	0.80	--	1

Project Name: TROY MILLS LANDFILL SUPERFUND **Lab Number:** L2017182

Project Number: 04.0190987.09 **Report Date:** 05/01/20

SAMPLE RESULTS

Lab ID: L2017182-03 Date Collected: 04/23/20 13:15

Client ID: TRY_MW-601S Date Received: 04/24/20

Sample Location: TROY, NH Field Prep: Not Specified

Sample Depth:

Parameter	Result	Qualifier	Units	RL	MDL	Dilution Factor

Semivolatile Organics by GC/MS-SIM - Westborough Lab

Surrogate	% Recovery	Qualifier	Acceptance Criteria
2-Fluorophenol	56		21-120
Phenol-d6	51		10-120
Nitrobenzene-d5	76		23-120
2-Fluorobiphenyl	70		15-120
2,4,6-Tribromophenol	80		10-120
4-Terphenyl-d14	91		41-149

Project Name: TROY MILLS LANDFILL SUPERFUND
Lab Number: L2017182
Project Number: 04.0190987.09
Report Date: 05/01/20

SAMPLE RESULTS

Lab ID: L2017182-03
Client ID: TRY_MW-601S
Sample Location: TROY, NH

Date Collected: 04/23/20 13:15
Date Received: 04/24/20
Field Prep: Not Specified

Sample Depth:
Matrix: Water
Analytical Method: 1,8270D-SIM
Analytical Date: 04/30/20 19:47
Analyst: PS

Extraction Method: EPA 3510C
Extraction Date: 04/27/20 21:00

Parameter	Result	Qualifier	Units	RL	MDL	Dilution Factor
1,4 Dioxane by 8270D-SIM - Mansfield Lab						
1,4-Dioxane	ND		ug/l	0.150	--	1

Surrogate	% Recovery	Qualifier	Acceptance Criteria
1,4-Dioxane-d8	51		15-110

Project Name: TROY MILLS LANDFILL SUPERFUND **Lab Number:** L2017182

Project Number: 04.0190987.09 **Report Date:** 05/01/20

SAMPLE RESULTS

Lab ID: L2017182-04
Client ID: TRY_MW-601D
Sample Location: TROY, NH

Date Collected: 04/23/20 11:30
Date Received: 04/24/20
Field Prep: Not Specified

Sample Depth:
Matrix: Water
Analytical Method: 1,8270D
Analytical Date: 04/29/20 13:52
Analyst: JG

Extraction Method: EPA 3510C
Extraction Date: 04/26/20 07:54

Parameter	Result	Qualifier	Units	RL	MDL	Dilution Factor
Semivolatile Organics by GC/MS - Westborough Lab						
Benzidine	ND		ug/l	20	--	1
1,2,4-Trichlorobenzene	ND		ug/l	5.0	--	1
Bis(2-chloroethyl)ether	ND		ug/l	2.0	--	1
1,2-Dichlorobenzene	ND		ug/l	2.0	--	1
1,3-Dichlorobenzene	ND		ug/l	2.0	--	1
1,4-Dichlorobenzene	ND		ug/l	2.0	--	1
3,3'-Dichlorobenzidine	ND		ug/l	5.0	--	1
2,4-Dinitrotoluene	ND		ug/l	5.0	--	1
2,6-Dinitrotoluene	ND		ug/l	5.0	--	1
Azobenzene	ND		ug/l	2.0	--	1
4-Chlorophenyl phenyl ether	ND		ug/l	2.0	--	1
4-Bromophenyl phenyl ether	ND		ug/l	2.0	--	1
Bis(2-chloroisopropyl)ether	ND		ug/l	2.0	--	1
Bis(2-chloroethoxy)methane	ND		ug/l	5.0	--	1
Hexachlorocyclopentadiene	ND		ug/l	20	--	1
Isophorone	ND		ug/l	5.0	--	1
Nitrobenzene	ND		ug/l	2.0	--	1
NDPA/DPA	ND		ug/l	2.0	--	1
n-Nitrosodi-n-propylamine	ND		ug/l	5.0	--	1
Bis(2-ethylhexyl)phthalate	ND		ug/l	3.0	--	1
Butyl benzyl phthalate	ND		ug/l	5.0	--	1
Di-n-butylphthalate	ND		ug/l	5.0	--	1
Di-n-octylphthalate	ND		ug/l	5.0	--	1
Diethyl phthalate	ND		ug/l	5.0	--	1
Dimethyl phthalate	ND		ug/l	5.0	--	1
Biphenyl	ND		ug/l	2.0	--	1
Aniline	ND		ug/l	2.0	--	1
4-Chloroaniline	ND		ug/l	5.0	--	1

Project Name: TROY MILLS LANDFILL SUPERFUND **Lab Number:** L2017182

Project Number: 04.0190987.09 **Report Date:** 05/01/20

SAMPLE RESULTS

Lab ID: L2017182-04 Date Collected: 04/23/20 11:30

Client ID: TRY_MW-601D Date Received: 04/24/20

Sample Location: TROY, NH Field Prep: Not Specified

Sample Depth:

Parameter	Result	Qualifier	Units	RL	MDL	Dilution Factor
Semivolatile Organics by GC/MS - Westborough Lab						
2-Nitroaniline	ND		ug/l	5.0	--	1
3-Nitroaniline	ND		ug/l	5.0	--	1
4-Nitroaniline	ND		ug/l	5.0	--	1
Dibenzofuran	ND		ug/l	2.0	--	1
n-Nitrosodimethylamine	ND		ug/l	2.0	--	1
2,4,6-Trichlorophenol	ND		ug/l	5.0	--	1
p-Chloro-m-cresol	ND		ug/l	2.0	--	1
2-Chlorophenol	ND		ug/l	2.0	--	1
2,4-Dichlorophenol	ND		ug/l	5.0	--	1
2,4-Dimethylphenol	ND		ug/l	5.0	--	1
2-Nitrophenol	ND		ug/l	10	--	1
4-Nitrophenol	ND		ug/l	10	--	1
2,4-Dinitrophenol	ND		ug/l	20	--	1
4,6-Dinitro-o-cresol	ND		ug/l	10	--	1
Phenol	ND		ug/l	5.0	--	1
2-Methylphenol	ND		ug/l	5.0	--	1
3-Methylphenol/4-Methylphenol	ND		ug/l	5.0	--	1
2,4,5-Trichlorophenol	ND		ug/l	5.0	--	1
Benzoic Acid	ND		ug/l	50	--	1
Benzyl Alcohol	ND		ug/l	2.0	--	1
Carbazole	ND		ug/l	2.0	--	1
Pyridine	ND		ug/l	3.5	--	1

Surrogate	% Recovery	Qualifier	Acceptance Criteria
2-Fluorophenol	32		21-120
Phenol-d6	37		10-120
Nitrobenzene-d5	65		23-120
2-Fluorobiphenyl	59		15-120
2,4,6-Tribromophenol	20		10-120
4-Terphenyl-d14	71		41-149

Project Name: TROY MILLS LANDFILL SUPERFUND **Lab Number:** L2017182

Project Number: 04.0190987.09 **Report Date:** 05/01/20

SAMPLE RESULTS

Lab ID: L2017182-04
Client ID: TRY_MW-601D
Sample Location: TROY, NH

Date Collected: 04/23/20 11:30
Date Received: 04/24/20
Field Prep: Not Specified

Sample Depth:
Matrix: Water
Analytical Method: 1,8270D-SIM
Analytical Date: 04/27/20 20:40
Analyst: DV

Extraction Method: EPA 3510C
Extraction Date: 04/26/20 07:56

Parameter	Result	Qualifier	Units	RL	MDL	Dilution Factor
Semivolatile Organics by GC/MS-SIM - Westborough Lab						
Acenaphthene	ND		ug/l	0.10	--	1
2-Chloronaphthalene	ND		ug/l	0.20	--	1
Fluoranthene	ND		ug/l	0.10	--	1
Hexachlorobutadiene	ND		ug/l	0.50	--	1
Naphthalene	0.32		ug/l	0.10	--	1
Benzo(a)anthracene	ND		ug/l	0.10	--	1
Benzo(a)pyrene	ND		ug/l	0.10	--	1
Benzo(b)fluoranthene	ND		ug/l	0.10	--	1
Benzo(k)fluoranthene	ND		ug/l	0.10	--	1
Chrysene	ND		ug/l	0.10	--	1
Acenaphthylene	ND		ug/l	0.10	--	1
Anthracene	ND		ug/l	0.10	--	1
Benzo(ghi)perylene	ND		ug/l	0.10	--	1
Fluorene	ND		ug/l	0.10	--	1
Phenanthrene	ND		ug/l	0.10	--	1
Dibenzo(a,h)anthracene	ND		ug/l	0.10	--	1
Indeno(1,2,3-cd)pyrene	ND		ug/l	0.10	--	1
Pyrene	ND		ug/l	0.10	--	1
1-Methylnaphthalene	ND		ug/l	0.10	--	1
2-Methylnaphthalene	ND		ug/l	0.10	--	1
Pentachlorophenol	ND		ug/l	0.80	--	1
Hexachlorobenzene	ND		ug/l	0.80	--	1
Hexachloroethane	ND		ug/l	0.80	--	1

Project Name: TROY MILLS LANDFILL SUPERFUND **Lab Number:** L2017182

Project Number: 04.0190987.09 **Report Date:** 05/01/20

SAMPLE RESULTS

Lab ID: L2017182-04 Date Collected: 04/23/20 11:30

Client ID: TRY_MW-601D Date Received: 04/24/20

Sample Location: TROY, NH Field Prep: Not Specified

Sample Depth:

Parameter	Result	Qualifier	Units	RL	MDL	Dilution Factor
Semivolatile Organics by GC/MS-SIM - Westborough Lab						

Surrogate	% Recovery	Qualifier	Acceptance Criteria
2-Fluorophenol	38		21-120
Phenol-d6	39		10-120
Nitrobenzene-d5	66		23-120
2-Fluorobiphenyl	64		15-120
2,4,6-Tribromophenol	48		10-120
4-Terphenyl-d14	88		41-149

Project Name: TROY MILLS LANDFILL SUPERFUND
Lab Number: L2017182
Project Number: 04.0190987.09
Report Date: 05/01/20

SAMPLE RESULTS

Lab ID: L2017182-04
Client ID: TRY_MW-601D
Sample Location: TROY, NH

Date Collected: 04/23/20 11:30
Date Received: 04/24/20
Field Prep: Not Specified

Sample Depth:
Matrix: Water
Analytical Method: 1,8270D-SIM
Analytical Date: 04/30/20 20:10
Analyst: PS

Extraction Method: EPA 3510C
Extraction Date: 04/27/20 21:00

Parameter	Result	Qualifier	Units	RL	MDL	Dilution Factor
1,4 Dioxane by 8270D-SIM - Mansfield Lab						
1,4-Dioxane	0.225		ug/l	0.144	--	1

Surrogate	% Recovery	Qualifier	Acceptance Criteria
1,4-Dioxane-d8	47		15-110

Project Name: TROY MILLS LANDFILL SUPERFUND **Lab Number:** L2017182

Project Number: 04.0190987.09 **Report Date:** 05/01/20

Method Blank Analysis
Batch Quality Control

Analytical Method: 1,8270D
Analytical Date: 04/28/20 14:50
Analyst: SZ

Extraction Method: EPA 3510C
Extraction Date: 04/26/20 07:54

Parameter	Result	Qualifier	Units	RL	MDL
Semivolatile Organics by GC/MS - Westborough Lab for sample(s): 02-04 Batch: WG1364634-1					
Acenaphthene	ND		ug/l	2.0	--
Benzidine	ND		ug/l	20	--
1,2,4-Trichlorobenzene	ND		ug/l	5.0	--
Hexachlorobenzene	ND		ug/l	2.0	--
Bis(2-chloroethyl)ether	ND		ug/l	2.0	--
2-Chloronaphthalene	ND		ug/l	2.0	--
1,2-Dichlorobenzene	ND		ug/l	2.0	--
1,3-Dichlorobenzene	ND		ug/l	2.0	--
1,4-Dichlorobenzene	ND		ug/l	2.0	--
3,3'-Dichlorobenzidine	ND		ug/l	5.0	--
2,4-Dinitrotoluene	ND		ug/l	5.0	--
2,6-Dinitrotoluene	ND		ug/l	5.0	--
Azobenzene	ND		ug/l	2.0	--
Fluoranthene	ND		ug/l	2.0	--
4-Chlorophenyl phenyl ether	ND		ug/l	2.0	--
4-Bromophenyl phenyl ether	ND		ug/l	2.0	--
Bis(2-chloroisopropyl)ether	ND		ug/l	2.0	--
Bis(2-chloroethoxy)methane	ND		ug/l	5.0	--
Hexachlorobutadiene	ND		ug/l	2.0	--
Hexachlorocyclopentadiene	ND		ug/l	20	--
Hexachloroethane	ND		ug/l	2.0	--
Isophorone	ND		ug/l	5.0	--
Naphthalene	ND		ug/l	2.0	--
Nitrobenzene	ND		ug/l	2.0	--
NDPA/DPA	ND		ug/l	2.0	--
n-Nitrosodi-n-propylamine	ND		ug/l	5.0	--
Bis(2-ethylhexyl)phthalate	ND		ug/l	3.0	--
Butyl benzyl phthalate	ND		ug/l	5.0	--
Di-n-butylphthalate	ND		ug/l	5.0	--

Project Name: TROY MILLS LANDFILL SUPERFUND **Lab Number:** L2017182

Project Number: 04.0190987.09 **Report Date:** 05/01/20

Method Blank Analysis
Batch Quality Control

Analytical Method: 1,8270D
Analytical Date: 04/28/20 14:50
Analyst: SZ

Extraction Method: EPA 3510C
Extraction Date: 04/26/20 07:54

Parameter	Result	Qualifier	Units	RL	MDL
Semivolatile Organics by GC/MS - Westborough Lab for sample(s): 02-04 Batch: WG1364634-1					
Di-n-octylphthalate	ND		ug/l	5.0	--
Diethyl phthalate	ND		ug/l	5.0	--
Dimethyl phthalate	ND		ug/l	5.0	--
Benzo(a)anthracene	ND		ug/l	2.0	--
Benzo(a)pyrene	ND		ug/l	2.0	--
Benzo(b)fluoranthene	ND		ug/l	2.0	--
Benzo(k)fluoranthene	ND		ug/l	2.0	--
Chrysene	ND		ug/l	2.0	--
Acenaphthylene	ND		ug/l	2.0	--
Anthracene	ND		ug/l	2.0	--
Benzo(ghi)perylene	ND		ug/l	2.0	--
Fluorene	ND		ug/l	2.0	--
Phenanthrene	ND		ug/l	2.0	--
Dibenzo(a,h)anthracene	ND		ug/l	2.0	--
Indeno(1,2,3-cd)pyrene	ND		ug/l	2.0	--
Pyrene	ND		ug/l	2.0	--
Biphenyl	ND		ug/l	2.0	--
Aniline	ND		ug/l	2.0	--
4-Chloroaniline	ND		ug/l	5.0	--
1-Methylnaphthalene	ND		ug/l	2.0	--
2-Nitroaniline	ND		ug/l	5.0	--
3-Nitroaniline	ND		ug/l	5.0	--
4-Nitroaniline	ND		ug/l	5.0	--
Dibenzofuran	ND		ug/l	2.0	--
2-Methylnaphthalene	ND		ug/l	2.0	--
n-Nitrosodimethylamine	ND		ug/l	2.0	--
2,4,6-Trichlorophenol	ND		ug/l	5.0	--
p-Chloro-m-cresol	ND		ug/l	2.0	--
2-Chlorophenol	ND		ug/l	2.0	--

Project Name: TROY MILLS LANDFILL SUPERFUND **Lab Number:** L2017182

Project Number: 04.0190987.09 **Report Date:** 05/01/20

Method Blank Analysis
Batch Quality Control

Analytical Method: 1,8270D
Analytical Date: 04/28/20 14:50
Analyst: SZ

Extraction Method: EPA 3510C
Extraction Date: 04/26/20 07:54

Parameter	Result	Qualifier	Units	RL	MDL
Semivolatile Organics by GC/MS - Westborough Lab for sample(s): 02-04 Batch: WG1364634-1					
2,4-Dichlorophenol	ND		ug/l	5.0	--
2,4-Dimethylphenol	ND		ug/l	5.0	--
2-Nitrophenol	ND		ug/l	10	--
4-Nitrophenol	ND		ug/l	10	--
2,4-Dinitrophenol	ND		ug/l	20	--
4,6-Dinitro-o-cresol	ND		ug/l	10	--
Pentachlorophenol	ND		ug/l	10	--
Phenol	ND		ug/l	5.0	--
2-Methylphenol	ND		ug/l	5.0	--
3-Methylphenol/4-Methylphenol	ND		ug/l	5.0	--
2,4,5-Trichlorophenol	ND		ug/l	5.0	--
Benzoic Acid	ND		ug/l	50	--
Benzyl Alcohol	ND		ug/l	2.0	--
Carbazole	ND		ug/l	2.0	--
Pyridine	ND		ug/l	3.5	--

Surrogate	%Recovery	Qualifier	Acceptance Criteria
2-Fluorophenol	**19**	Q	21-120
Phenol-d6	23		10-120
Nitrobenzene-d5	56		23-120
2-Fluorobiphenyl	56		15-120
2,4,6-Tribromophenol	11		10-120
4-Terphenyl-d14	83		41-149

Project Name: TROY MILLS LANDFILL SUPERFUND **Lab Number:** L2017182

Project Number: 04.0190987.09 **Report Date:** 05/01/20

Method Blank Analysis
Batch Quality Control

Analytical Method: 1,8270D-SIM
Analytical Date: 04/27/20 17:56
Analyst: DV

Extraction Method: EPA 3510C
Extraction Date: 04/26/20 07:56

Parameter	Result	Qualifier	Units	RL	MDL
Semivolatile Organics by GC/MS-SIM - Westborough Lab for sample(s): 02-04 Batch: WG1364635-1					
Acenaphthene	ND		ug/l	0.10	--
2-Chloronaphthalene	ND		ug/l	0.20	--
Fluoranthene	ND		ug/l	0.10	--
Hexachlorobutadiene	ND		ug/l	0.50	--
Naphthalene	ND		ug/l	0.10	--
Benzo(a)anthracene	ND		ug/l	0.10	--
Benzo(a)pyrene	ND		ug/l	0.10	--
Benzo(b)fluoranthene	ND		ug/l	0.10	--
Benzo(k)fluoranthene	ND		ug/l	0.10	--
Chrysene	ND		ug/l	0.10	--
Acenaphthylene	ND		ug/l	0.10	--
Anthracene	ND		ug/l	0.10	--
Benzo(ghi)perylene	ND		ug/l	0.10	--
Fluorene	ND		ug/l	0.10	--
Phenanthrene	ND		ug/l	0.10	--
Dibenzo(a,h)anthracene	ND		ug/l	0.10	--
Indeno(1,2,3-cd)pyrene	ND		ug/l	0.10	--
Pyrene	ND		ug/l	0.10	--
1-Methylnaphthalene	ND		ug/l	0.10	--
2-Methylnaphthalene	ND		ug/l	0.10	--
Pentachlorophenol	ND		ug/l	0.80	--
Hexachlorobenzene	ND		ug/l	0.80	--
Hexachloroethane	ND		ug/l	0.80	--

Project Name: TROY MILLS LANDFILL SUPERFUND
Project Number: 04.0190987.09
Lab Number: L2017182
Report Date: 05/01/20

Method Blank Analysis
Batch Quality Control

Analytical Method: 1,8270D-SIM
Analytical Date: 04/27/20 17:56
Analyst: DV

Extraction Method: EPA 3510C
Extraction Date: 04/26/20 07:56

Parameter	Result	Qualifier	Units	RL	MDL
Semivolatile Organics by GC/MS-SIM - Westborough Lab for sample(s): 02-04 Batch: WG1364635-1					

Surrogate	%Recovery	Qualifier	Acceptance Criteria
2-Fluorophenol	24		21-120
Phenol-d6	26		10-120
Nitrobenzene-d5	55		23-120
2-Fluorobiphenyl	56		15-120
2,4,6-Tribromophenol	33		10-120
4-Terphenyl-d14	86		41-149

Project Name: TROY MILLS LANDFILL SUPERFUND
Project Number: 04.0190987.09
Lab Number: L2017182
Report Date: 05/01/20

Method Blank Analysis
Batch Quality Control

Analytical Method: 1,8270D-SIM
Analytical Date: 04/30/20 17:09
Analyst: PS

Extraction Method: EPA 3510C
Extraction Date: 04/27/20 21:00

Parameter	Result	Qualifier	Units	RL	MDL
1,4 Dioxane by 8270D-SIM - Mansfield Lab for sample(s): 02-04 Batch: WG1365040-1					
1,4-Dioxane	ND		ug/l	0.150	--

Surrogate	%Recovery	Qualifier	Acceptance Criteria
1,4-Dioxane-d8	52		15-110

Lab Control Sample Analysis

Batch Quality Control

Project Name: TROY MILLS LANDFILL SUPERFUND

Project Number: 04.0190987.09

Lab Number: L2017182

Report Date: 05/01/20

Parameter	LCS %Recovery	Qual	LCSD %Recovery	Qual	%Recovery Limits	RPD	Qual	RPD Limits
Semivolatile Organics by GC/MS - Westborough Lab Associated sample(s): 02-04 Batch: WG1364634-2 WG1364634-3								
Acenaphthene	69		71		37-111	3		30
Benzidine	**0**	Q	**5**	Q	10-75	NC		30
1,2,4-Trichlorobenzene	61		65		39-98	6		30
Hexachlorobenzene	68		67		40-140	1		30
Bis(2-chloroethyl)ether	69		75		40-140	8		30
2-Chloronaphthalene	66		69		40-140	4		30
1,2-Dichlorobenzene	59		65		40-140	10		30
1,3-Dichlorobenzene	58		63		40-140	8		30
1,4-Dichlorobenzene	58		64		36-97	10		30
3,3'-Dichlorobenzidine	53		56		40-140	6		30
2,4-Dinitrotoluene	68		68		48-143	0		30
2,6-Dinitrotoluene	69		68		40-140	1		30
Azobenzene	81		80		40-140	1		30
Fluoranthene	79		76		40-140	4		30
4-Chlorophenyl phenyl ether	67		67		40-140	0		30
4-Bromophenyl phenyl ether	67		66		40-140	2		30
Bis(2-chloroisopropyl)ether	83		89		40-140	7		30
Bis(2-chloroethoxy)methane	74		78		40-140	5		30
Hexachlorobutadiene	57		59		40-140	3		30
Hexachlorocyclopentadiene	49		53		40-140	8		30
Hexachloroethane	60		68		40-140	13		30
Isophorone	77		82		40-140	6		30
Naphthalene	62		67		40-140	8		30

Lab Control Sample Analysis

Batch Quality Control

Project Name: TROY MILLS LANDFILL SUPERFUND

Project Number: 04.0190987.09

Lab Number: L2017182

Report Date: 05/01/20

Parameter	LCS %Recovery	Qual	LCSD %Recovery	Qual	%Recovery Limits	RPD	Qual	RPD Limits
Semivolatile Organics by GC/MS - Westborough Lab Associated sample(s): 02-04 Batch: WG1364634-2 WG1364634-3								
Nitrobenzene	73		79		40-140	8		30
NDPA/DPA	66		71		40-140	7		30
n-Nitrosodi-n-propylamine	78		83		29-132	6		30
Bis(2-ethylhexyl)phthalate	98		81		40-140	19		30
Butyl benzyl phthalate	91		80		40-140	13		30
Di-n-butylphthalate	82		78		40-140	5		30
Di-n-octylphthalate	92		79		40-140	15		30
Diethyl phthalate	80		76		40-140	5		30
Dimethyl phthalate	74		73		40-140	1		30
Benzo(a)anthracene	75		71		40-140	5		30
Benzo(a)pyrene	78		72		40-140	8		30
Benzo(b)fluoranthene	81		76		40-140	6		30
Benzo(k)fluoranthene	75		70		40-140	7		30
Chrysene	80		74		40-140	8		30
Acenaphthylene	68		71		45-123	4		30
Anthracene	75		75		40-140	0		30
Benzo(ghi)perylene	75		71		40-140	5		30
Fluorene	71		72		40-140	1		30
Phenanthrene	72		74		40-140	3		30
Dibenzo(a,h)anthracene	76		73		40-140	4		30
Indeno(1,2,3-cd)pyrene	74		69		40-140	7		30
Pyrene	77		73		26-127	5		30
Biphenyl	70		73		40-140	4		30

Lab Control Sample Analysis
Batch Quality Control

Project Name: TROY MILLS LANDFILL SUPERFUND
Project Number: 04.0190987.09

Lab Number: L2017182
Report Date: 05/01/20

Parameter	LCS %Recovery	Qual	LCSD %Recovery	Qual	%Recovery Limits	RPD	Qual	RPD Limits
Semivolatile Organics by GC/MS - Westborough Lab Associated sample(s): 02-04 Batch: WG1364634-2 WG1364634-3								
Aniline	**27**	Q	40		40-140	**39**	Q	30
4-Chloroaniline	58		65		40-140	11		30
1-Methylnaphthalene	64		70		41-103	9		30
2-Nitroaniline	68		69		52-143	1		30
3-Nitroaniline	61		61		25-145	0		30
4-Nitroaniline	63		62		51-143	2		30
Dibenzofuran	68		70		40-140	3		30
2-Methylnaphthalene	64		67		40-140	5		30
n-Nitrosodimethylamine	48		49		22-74	2		30
2,4,6-Trichlorophenol	61		62		30-130	2		30
p-Chloro-m-cresol	70		73		23-97	4		30
2-Chlorophenol	62		67		27-123	8		30
2,4-Dichlorophenol	66		70		30-130	6		30
2,4-Dimethylphenol	**19**	Q	38		30-130	**67**	Q	30
2-Nitrophenol	65		71		30-130	9		30
4-Nitrophenol	80		75		10-80	6		30
2,4-Dinitrophenol	62		66		20-130	6		30
4,6-Dinitro-o-cresol	77		73		20-164	5		30
Pentachlorophenol	52		41		9-103	24		30
Phenol	47		48		12-110	2		30
2-Methylphenol	53		60		30-130	12		30
3-Methylphenol/4-Methylphenol	63		70		30-130	11		30
2,4,5-Trichlorophenol	68		67		30-130	1		30

Lab Control Sample Analysis

Batch Quality Control

Project Name: TROY MILLS LANDFILL SUPERFUND

Project Number: 04.0190987.09

Lab Number: L2017182

Report Date: 05/01/20

Parameter	LCS %Recovery	Qual	LCSD %Recovery	Qual	%Recovery Limits	RPD	Qual	RPD Limits
Semivolatile Organics by GC/MS - Westborough Lab Associated sample(s): 02-04 Batch: WG1364634-2 WG1364634-3								
Benzoic Acid	**0**	Q	**0**	Q	10-164	NC		30
Benzyl Alcohol	63		63		26-116	0		30
Carbazole	79		76		55-144	4		30
Pyridine	21		44		10-66	**71**	Q	30

Surrogate	LCS %Recovery	Qual	LCSD %Recovery	Qual	Acceptance Criteria
2-Fluorophenol	49		52		21-120
Phenol-d6	46		47		10-120
Nitrobenzene-d5	65		72		23-120
2-Fluorobiphenyl	58		61		15-120
2,4,6-Tribromophenol	55		60		10-120
4-Terphenyl-d14	74		72		41-149

Lab Control Sample Analysis
Batch Quality Control

Project Name: TROY MILLS LANDFILL SUPERFUND
Project Number: 04.0190987.09

Lab Number: L2017182
Report Date: 05/01/20

Parameter	LCS %Recovery	Qual	LCSD %Recovery	Qual	%Recovery Limits	RPD	Qual	RPD Limits
Semivolatile Organics by GC/MS-SIM - Westborough Lab Associated sample(s): 02-04 Batch: WG1364635-2 WG1364635-3								
Acenaphthene	63		69		40-140	9		40
2-Chloronaphthalene	63		68		40-140	8		40
Fluoranthene	71		78		40-140	9		40
Hexachlorobutadiene	58		62		40-140	7		40
Naphthalene	58		63		40-140	8		40
Benzo(a)anthracene	73		80		40-140	9		40
Benzo(a)pyrene	77		84		40-140	9		40
Benzo(b)fluoranthene	84		88		40-140	5		40
Benzo(k)fluoranthene	71		80		40-140	12		40
Chrysene	68		74		40-140	8		40
Acenaphthylene	64		68		40-140	6		40
Anthracene	66		73		40-140	10		40
Benzo(ghi)perylene	68		74		40-140	8		40
Fluorene	67		72		40-140	7		40
Phenanthrene	65		71		40-140	9		40
Dibenzo(a,h)anthracene	72		79		40-140	9		40
Indeno(1,2,3-cd)pyrene	79		86		40-140	8		40
Pyrene	69		76		40-140	10		40
1-Methylnaphthalene	62		67		40-140	8		40
2-Methylnaphthalene	62		67		40-140	8		40
Pentachlorophenol	44		**36**	Q	40-140	20		40
Hexachlorobenzene	71		78		40-140	9		40
Hexachloroethane	57		63		40-140	10		40

Lab Control Sample Analysis
Batch Quality Control

Project Name: TROY MILLS LANDFILL SUPERFUND
Project Number: 04.0190987.09

Lab Number: L2017182
Report Date: 05/01/20

Parameter	LCS %Recovery	Qual	LCSD %Recovery	Qual	%Recovery Limits	RPD	Qual	RPD Limits
Semivolatile Organics by GC/MS-SIM - Westborough Lab Associated sample(s): 02-04 Batch: WG1364635-2 WG1364635-3								

Surrogate	LCS %Recovery	Qual	LCSD %Recovery	Qual	Acceptance Criteria
2-Fluorophenol	48		50		21-120
Phenol-d6	42		44		10-120
Nitrobenzene-d5	68		74		23-120
2-Fluorobiphenyl	76		68		15-120
2,4,6-Tribromophenol	78		70		10-120
4-Terphenyl-d14	82		92		41-149

Lab Control Sample Analysis

Batch Quality Control

Project Name: TROY MILLS LANDFILL SUPERFUND

Project Number: 04.0190987.09

Lab Number: L2017182

Report Date: 05/01/20

Parameter	LCS %Recovery	Qual	LCSD %Recovery	Qual	%Recovery Limits	RPD	Qual	RPD Limits
1,4 Dioxane by 8270D-SIM - Mansfield Lab	Associated sample(s): 02-04		Batch: WG1365040-2 WG1365040-3					
1,4-Dioxane	114		112		40-140	2		30

Surrogate	LCS %Recovery	Qual	LCSD %Recovery	Qual	Acceptance Criteria
1,4-Dioxane-d8	52		52		15-110

METALS

Project Name: TROY MILLS LANDFILL SUPERFUND
Lab Number: L2017182
Project Number: 04.0190987.09
Report Date: 05/01/20

SAMPLE RESULTS

Lab ID: L2017182-02
Client ID: TRY_MW-802
Sample Location: TROY, NH
Date Collected: 04/23/20 14:45
Date Received: 04/24/20
Field Prep: Not Specified

Sample Depth:
Matrix: Water

Parameter	Result	Qualifier	Units	RL	MDL	Dilution Factor	Date Prepared	Date Analyzed	Prep Method	Analytical Method	Analyst
Total Metals - Mansfield Lab											
Arsenic, Total	0.00174		mg/l	0.00050	--	1	04/27/20 18:32	04/28/20 17:01	EPA 3005A	1,6020B	AM
Manganese, Total	3.710		mg/l	0.00100	--	1	04/27/20 18:32	04/28/20 17:01	EPA 3005A	1,6020B	AM

Project Name: TROY MILLS LANDFILL SUPERFUND
Lab Number: L2017182
Project Number: 04.0190987.09
Report Date: 05/01/20

SAMPLE RESULTS

Lab ID: L2017182-03
Client ID: TRY_MW-601S
Sample Location: TROY, NH
Date Collected: 04/23/20 13:15
Date Received: 04/24/20
Field Prep: Not Specified

Sample Depth:
Matrix: Water

Parameter	Result	Qualifier	Units	RL	MDL	Dilution Factor	Date Prepared	Date Analyzed	Prep Method	Analytical Method	Analyst
Total Metals - Mansfield Lab											
Arsenic, Total	ND		mg/l	0.00050	--	1	04/27/20 18:32	04/28/20 17:27	EPA 3005A	1,6020B	AM
Manganese, Total	11.63		mg/l	0.05000	--	50	04/27/20 18:32	04/29/20 10:18	EPA 3005A	1,6020B	AM

Project Name: TROY MILLS LANDFILL SUPERFUND **Lab Number:** L2017182

Project Number: 04.0190987.09 **Report Date:** 05/01/20

SAMPLE RESULTS

Lab ID: L2017182-04 Date Collected: 04/23/20 11:30

Client ID: TRY_MW-601D Date Received: 04/24/20

Sample Location: TROY, NH Field Prep: Not Specified

Sample Depth:

Matrix: Water

Parameter	Result	Qualifier	Units	RL	MDL	Dilution Factor	Date Prepared	Date Analyzed	Prep Method	Analytical Method	Analyst
Total Metals - Mansfield Lab											
Arsenic, Total	0.00088		mg/l	0.00050	--	1	04/27/20 18:32	04/28/20 17:32	EPA 3005A	1,6020B	AM
Manganese, Total	1.701		mg/l	0.00100	--	1	04/27/20 18:32	04/28/20 17:32	EPA 3005A	1,6020B	AM

Project Name: TROY MILLS LANDFILL SUPERFUND **Lab Number:** L2017182

Project Number: 04.0190987.09 **Report Date:** 05/01/20

Method Blank Analysis
Batch Quality Control

Parameter	Result	Qualifier	Units	RL	MDL	Dilution Factor	Date Prepared	Date Analyzed	Analytical Method	Analyst
Total Metals - Mansfield Lab for sample(s): 02-04 Batch: WG1364863-1										
Arsenic, Total	ND		mg/l	0.00050	--	1	04/27/20 18:32	04/28/20 15:19	1,6020B	AM
Manganese, Total	ND		mg/l	0.00100	--	1	04/27/20 18:32	04/28/20 15:19	1,6020B	AM

Prep Information

Digestion Method: EPA 3005A

Lab Control Sample Analysis

Batch Quality Control

Project Name: TROY MILLS LANDFILL SUPERFUND

Project Number: 04.0190987.09

Lab Number: L2017182

Report Date: 05/01/20

Parameter	LCS %Recovery	Qual	LCSD %Recovery	Qual	%Recovery Limits	RPD	Qual	RPD Limits
Total Metals - Mansfield Lab Associated sample(s): 02-04 Batch: WG1364863-2								
Arsenic, Total	105		-		80-120	-		
Manganese, Total	99		-		80-120	-		

Matrix Spike Analysis
Batch Quality Control

Project Name: TROY MILLS LANDFILL SUPERFUND
Project Number: 04.0190987.09

Lab Number: L2017182
Report Date: 05/01/20

Parameter	Native Sample	MS Added	MS Found	MS %Recovery	Qual	MSD Found	MSD %Recovery	Qual	Recovery Limits	RPD	Qual	RPD Limits
Total Metals - Mansfield Lab Associated sample(s): 02-04 QC Batch ID: WG1364863-3 QC Sample: L2016820-01 Client ID: MS Sample												
Arsenic, Total	ND	0.12	0.1455	121		-	-		75-125	-		20
Manganese, Total	ND	0.5	0.5571	111		-	-		75-125	-		20

Lab Duplicate Analysis

Batch Quality Control

Project Name: TROY MILLS LANDFILL SUPERFUND

Project Number: 04.0190987.09

Lab Number: L2017182

Report Date: 05/01/20

Parameter	Native Sample	Duplicate Sample	Units	RPD	Qual	RPD Limits
Total Metals - Mansfield Lab Associated sample(s): 02-04 QC Batch ID: WG1364863-4 QC Sample: L2016820-01 Client ID: DUP Sample						
Arsenic, Total	ND	ND	mg/l	NC		20
Manganese, Total	ND	ND	mg/l	NC		20

Project Name: TROY MILLS LANDFILL SUPERFUND
Project Number: 04.0190987.09

Lab Number: L2017182
Report Date: 05/01/20

Sample Receipt and Container Information

Were project specific reporting limits specified? YES

Cooler Information

Cooler	Custody Seal
A	Absent

Container Information

Container ID	Container Type	Cooler	Initial pH	Final pH	Temp deg C	Pres	Seal	Frozen Date/Time	Analysis(*)
L2017182-01A	Vial HCl preserved	A	NA		5.6	Y	Absent		8260-NH(14)
L2017182-02A	Vial HCl preserved	A	NA		5.6	Y	Absent		8260-NH(14)
L2017182-02B	Vial HCl preserved	A	NA		5.6	Y	Absent		8260-NH(14)
L2017182-02C	Vial HCl preserved	A	NA		5.6	Y	Absent		8260-NH(14)
L2017182-02D	Plastic 250ml HNO3 preserved	A	<2	<2	5.6	Y	Absent		MN-6020T(180),AS-6020T(180)
L2017182-02E	Amber 250ml unpreserved	A	7	7	5.6	Y	Absent		8270TCL-LVI(7),8270TCL-SIM-LVI(7)
L2017182-02F	Amber 250ml unpreserved	A	7	7	5.6	Y	Absent		8270TCL-LVI(7),8270TCL-SIM-LVI(7)
L2017182-02G	Amber 250ml unpreserved	A	7	7	5.6	Y	Absent		A2-14-DIOXANESIM-PPB(7)
L2017182-02H	Amber 250ml unpreserved	A	7	7	5.6	Y	Absent		A2-14-DIOXANESIM-PPB(7)
L2017182-03A	Vial HCl preserved	A	NA		5.6	Y	Absent		8260-NH(14)
L2017182-03B	Vial HCl preserved	A	NA		5.6	Y	Absent		8260-NH(14)
L2017182-03C	Vial HCl preserved	A	NA		5.6	Y	Absent		8260-NH(14)
L2017182-03D	Plastic 250ml HNO3 preserved	A	<2	<2	5.6	Y	Absent		MN-6020T(180),AS-6020T(180)
L2017182-03E	Amber 250ml unpreserved	A	7	7	5.6	Y	Absent		8270TCL-LVI(7),8270TCL-SIM-LVI(7)
L2017182-03F	Amber 250ml unpreserved	A	7	7	5.6	Y	Absent		8270TCL-LVI(7),8270TCL-SIM-LVI(7)
L2017182-03G	Amber 250ml unpreserved	A	7	7	5.6	Y	Absent		A2-14-DIOXANESIM-PPB(7)
L2017182-03H	Amber 250ml unpreserved	A	7	7	5.6	Y	Absent		A2-14-DIOXANESIM-PPB(7)
L2017182-04A	Vial HCl preserved	A	NA		5.6	Y	Absent		8260-NH(14)
L2017182-04B	Vial HCl preserved	A	NA		5.6	Y	Absent		8260-NH(14)
L2017182-04C	Vial HCl preserved	A	NA		5.6	Y	Absent		8260-NH(14)
L2017182-04D	Plastic 250ml HNO3 preserved	A	<2	<2	5.6	Y	Absent		MN-6020T(180),AS-6020T(180)
L2017182-04E	Amber 250ml unpreserved	A	7	7	5.6	Y	Absent		8270TCL-LVI(7),8270TCL-SIM-LVI(7)
L2017182-04F	Amber 250ml unpreserved	A	7	7	5.6	Y	Absent		8270TCL-LVI(7),8270TCL-SIM-LVI(7)

*Values in parentheses indicate holding time in days

Project Name: TROY MILLS LANDFILL SUPERFUND
Project Number: 04.0190987.09

Lab Number: L2017182
Report Date: 05/01/20

Container Information

Container ID	Container Type	Cooler	Initial pH	Final pH	Temp deg C	Pres	Seal	Frozen Date/Time	Analysis(*)
L2017182-04G	Amber 250ml unpreserved	A	7	7	5.6	Y	Absent		A2-14-DIOXANESIM-PPB(7)
L2017182-04H	Amber 250ml unpreserved	A	7	7	5.6	Y	Absent		A2-14-DIOXANESIM-PPB(7)

*Values in parentheses indicate holding time in days

Project Name:	TROY MILLS LANDFILL SUPERFUND	**Lab Number:**	L2017182
Project Number:	04.0190987.09	**Report Date:**	05/01/20

GLOSSARY

Acronyms

DL - Detection Limit: This value represents the level to which target analyte concentrations are reported as estimated values, when those target analyte concentrations are quantified below the limit of quantitation (LOQ). The DL includes any adjustments from dilutions, concentrations or moisture content, where applicable. (DoD report formats only.)

EDL - Estimated Detection Limit: This value represents the level to which target analyte concentrations are reported as estimated values, when those target analyte concentrations are quantified below the reporting limit (RL). The EDL includes any adjustments from dilutions, concentrations or moisture content, where applicable. The use of EDLs is specific to the analysis of PAHs using Solid-Phase Microextraction (SPME).

EMPC - Estimated Maximum Possible Concentration: The concentration that results from the signal present at the retention time of an analyte when the ions meet all of the identification criteria except the ion abundance ratio criteria. An EMPC is a worst-case estimate of the concentration.

EPA - Environmental Protection Agency.

LCS - Laboratory Control Sample: A sample matrix, free from the analytes of interest, spiked with verified known amounts of analytes or a material containing known and verified amounts of analytes.

LCSD - Laboratory Control Sample Duplicate: Refer to LCS.

LFB - Laboratory Fortified Blank: A sample matrix, free from the analytes of interest, spiked with verified known amounts of analytes or a material containing known and verified amounts of analytes.

LOD - Limit of Detection: This value represents the level to which a target analyte can reliably be detected for a specific analyte in a specific matrix by a specific method. The LOD includes any adjustments from dilutions, concentrations or moisture content, where applicable. (DoD report formats only.)

LOQ - Limit of Quantitation: The value at which an instrument can accurately measure an analyte at a specific concentration. The LOQ includes any adjustments from dilutions, concentrations or moisture content, where applicable. (DoD report formats only.)

Limit of Quantitation: The value at which an instrument can accurately measure an analyte at a specific concentration. The LOQ includes any adjustments from dilutions, concentrations or moisture content, where applicable. (DoD report formats only.)

MDL - Method Detection Limit: This value represents the level to which target analyte concentrations are reported as estimated values, when those target analyte concentrations are quantified below the reporting limit (RL). The MDL includes any adjustments from dilutions, concentrations or moisture content, where applicable.

MS - Matrix Spike Sample: A sample prepared by adding a known mass of target analyte to a specified amount of matrix sample for which an independent estimate of target analyte concentration is available. For Method 332.0, the spike recovery is calculated using the native concentration, including estimated values.

MSD - Matrix Spike Sample Duplicate: Refer to MS.

NA - Not Applicable.

NC - Not Calculated: Term is utilized when one or more of the results utilized in the calculation are non-detect at the parameter's reporting unit.

NDPA/DPA - N-Nitrosodiphenylamine/Diphenylamine.

NI - Not Ignitable.

NP - Non-Plastic: Term is utilized for the analysis of Atterberg Limits in soil.

RL - Reporting Limit: The value at which an instrument can accurately measure an analyte at a specific concentration. The RL includes any adjustments from dilutions, concentrations or moisture content, where applicable.

RPD - Relative Percent Difference: The results from matrix and/or matrix spike duplicates are primarily designed to assess the precision of analytical results in a given matrix and are expressed as relative percent difference (RPD). Values which are less than five times the reporting limit for any individual parameter are evaluated by utilizing the absolute difference between the values; although the RPD value will be provided in the report.

SRM - Standard Reference Material: A reference sample of a known or certified value that is of the same or similar matrix as the associated field samples.

STLP - Semi-dynamic Tank Leaching Procedure per EPA Method 1315.

TEF - Toxic Equivalency Factors: The values assigned to each dioxin and furan to evaluate their toxicity relative to 2,3,7,8-TCDD.

TEQ - Toxic Equivalent: The measure of a sample's toxicity derived by multiplying each dioxin and furan by its corresponding TEF and then summing the resulting values.

TIC - Tentatively Identified Compound: A compound that has been identified to be present and is not part of the target compound list (TCL) for the method and/or program. All TICs are qualitatively identified and reported as estimated concentrations.

Footnotes

Report Format: Data Usability Report

Project Name:	TROY MILLS LANDFILL SUPERFUND	**Lab Number:**	L2017182
Project Number:	04.0190987.09	**Report Date:**	05/01/20

1 - The reference for this analyte should be considered modified since this analyte is absent from the target analyte list of the original method.

Terms

Analytical Method: Both the document from which the method originates and the analytical reference method. (Example: EPA 8260B is shown as 1,8260B.) The codes for the reference method documents are provided in the References section of the Addendum.

Difference: With respect to Total Oxidizable Precursor (TOP) Assay analysis, the difference is defined as the Post-Treatment value minus the Pre-Treatment value.

Final pH: As it pertains to Sample Receipt & Container Information section of the report, Final pH reflects pH of container determined after adjustment at the laboratory, if applicable. If no adjustment required, value reflects Initial pH.

Frozen Date/Time: With respect to Volatile Organics in soil, Frozen Date/Time reflects the date/time at which associated Reagent Water-preserved vials were initially frozen. Note: If frozen date/time is beyond 48 hours from sample collection, value will be reflected in 'bold'.

Initial pH: As it pertains to Sample Receipt & Container Information section of the report, Initial pH reflects pH of container determined upon receipt, if applicable.

PAH Total: With respect to Alkylated PAH analyses, the 'PAHs, Total' result is defined as the summation of results for all or a subset of the following compounds: Naphthalene, C1-C4 Naphthalenes, 2-Methylnaphthalene, 1-Methylnaphthalene, Biphenyl, Acenaphthylene, Acenaphthene, Fluorene, C1-C3 Fluorenes, Phenanthrene, C1-C4 Phenanthrenes/Anthracenes, Anthracene, Fluoranthene, Pyrene, C1-C4 Fluoranthenes/Pyrenes, Benz(a)anthracene, Chrysene, C1-C4 Chrysenes, Benzo(b)fluoranthene, Benzo(j)+(k)fluoranthene, Benzo(e)pyrene, Benzo(a)pyrene, Perylene, Indeno(1,2,3-cd)pyrene, Dibenz(ah)+(ac)anthracene, Benzo(g,h,i)perylene. If a 'Total' result is requested, the results of its individual components will also be reported.

PFAS Total: With respect to PFAS analyses, the 'PFAS, Total (5)' result is defined as the summation of results for: PFHpA, PFHxS, PFOA, PFNA and PFOS. If a 'Total' result is requested, the results of its individual components will also be reported.

The target compound Chlordane (CAS No. 57-74-9) is reported for GC ECD analyses. Per EPA,this compound "refers to a mixture of chlordane isomers, other chlorinated hydrocarbons and numerous other components." (Reference: USEPA Toxicological Review of Chlordane, In Support of Summary Information on the Integrated Risk Information System (IRIS), December 1997.)

Total: With respect to Organic analyses, a 'Total' result is defined as the summation of results for individual isomers or Aroclors. If a 'Total' result is requested, the results of its individual components will also be reported. This is applicable to 'Total' results for methods 8260, 8081 and 8082.

Data Qualifiers

A - Spectra identified as "Aldol Condensates" are byproducts of the extraction/concentration procedures when acetone is introduced in the process.

B - The analyte was detected above the reporting limit in the associated method blank. Flag only applies to associated field samples that have detectable concentrations of the analyte at less than ten times (10x) the concentration found in the blank. For MCP-related projects, flag only applies to associated field samples that have detectable concentrations of the analyte at less than ten times (10x) the concentration found in the blank. For DOD-related projects, flag only applies to associated field samples that have detectable concentrations of the analyte at less than ten times (10x) the concentration found in the blank AND the analyte was detected above one-half the reporting limit (or above the reporting limit for common lab contaminants) in the associated method blank. For NJ-Air-related projects, flag only applies to associated field samples that have detectable concentrations of the analyte above the reporting limit. For NJ-related projects (excluding Air), flag only applies to associated field samples that have detectable concentrations of the analyte, which was detected above the reporting limit in the associated method blank or above five times the reporting limit for common lab contaminants (Phthalates, Acetone, Methylene Chloride, 2-Butanone).

C - Co-elution: The target analyte co-elutes with a known lab standard (i.e. surrogate, internal standards, etc.) for co-extracted analyses.

D - Concentration of analyte was quantified from diluted analysis. Flag only applies to field samples that have detectable concentrations of the analyte.

E - Concentration of analyte exceeds the range of the calibration curve and/or linear range of the instrument.

G - The concentration may be biased high due to matrix interferences (i.e, co-elution) with non-target compound(s). The result should be considered estimated.

H - The analysis of pH was performed beyond the regulatory-required holding time of 15 minutes from the time of sample collection.

I - The lower value for the two columns has been reported due to obvious interference.

J - Estimated value. This represents an estimated concentration for Tentatively Identified Compounds (TICs).

M - Reporting Limit (RL) exceeds the MCP CAM Reporting Limit for this analyte.

ND - Not detected at the reporting limit (RL) for the sample.

NJ - Presumptive evidence of compound. This represents an estimated concentration for Tentatively Identified Compounds (TICs), where the identification is based on a mass spectral library search.

P - The RPD between the results for the two columns exceeds the method-specified criteria.

Q - The quality control sample exceeds the associated acceptance criteria. For DOD-related projects, LCS and/or Continuing Calibration Standard exceedences are also qualified on all associated sample results. Note: This flag is not applicable for matrix spike recoveries when the sample concentration is greater than 4x the spike added or for batch duplicate RPD when the sample concentrations are less

Report Format: Data Usability Report

Project Name:	TROY MILLS LANDFILL SUPERFUND	**Lab Number:**	L2017182
Project Number:	04.0190987.09	**Report Date:**	05/01/20

Data Qualifiers

than 5x the RL. (Metals only.)

R - Analytical results are from sample re-analysis.

RE - Analytical results are from sample re-extraction.

S - Analytical results are from modified screening analysis.

Report Format: Data Usability Report

Project Name:	TROY MILLS LANDFILL SUPERFUND	**Lab Number:**	L2017182
Project Number:	04.0190987.09	**Report Date:**	05/01/20

REFERENCES

1 Test Methods for Evaluating Solid Waste: Physical/Chemical Methods. EPA SW-846. Third Edition. Updates I - IV, 2007.

LIMITATION OF LIABILITIES

Alpha Analytical performs services with reasonable care and diligence normal to the analytical testing laboratory industry. In the event of an error, the sole and exclusive responsibility of Alpha Analytical shall be to re-perform the work at it's own expense. In no event shall Alpha Analytical be held liable for any incidental, consequential or special damages, including but not limited to, damages in any way connected with the use of, interpretation of, information or analysis provided by Alpha Analytical.

We strongly urge our clients to comply with EPA protocol regarding sample volume, preservation, cooling, containers, sampling procedures, holding time and splitting of samples in the field.

Certification Information

The following analytes are not included in our Primary NELAP Scope of Accreditation:

Westborough Facility
EPA 624/624.1: m/p-xylene, o-xylene, Naphthalene
EPA 8260C: NPW: 1,2,4,5-Tetramethylbenzene; 4-Ethyltoluene, Azobenzene; SCM: Iodomethane (methyl iodide), 1,2,4,5-Tetramethylbenzene; 4-Ethyltoluene.
EPA 8270D: NPW: Dimethylnaphthalene,1,4-Diphenylhydrazine; SCM: Dimethylnaphthalene,1,4-Diphenylhydrazine.
SM4500: NPW: Amenable Cyanide; SCM: Total Phosphorus, TKN, NO2, NO3.

Mansfield Facility
SM 2540D: TSS
EPA 8082A: NPW: PCB: 1, 5, 31, 87,101, 110, 141, 151, 153, 180, 183, 187.
EPA TO-15: Halothane, 2,4,4-Trimethyl-2-pentene, 2,4,4-Trimethyl-1-pentene, Thiophene, 2-Methylthiophene, 3-Methylthiophene, 2-Ethylthiophene, 1,2,3-Trimethylbenzene, Indan, Indene, 1,2,4,5-Tetramethylbenzene, Benzothiophene, 1-Methylnaphthalene.
EPA TO-12 Non-methane organics
EPA 3C Fixed gases
Biological Tissue Matrix: EPA 3050B

The following analytes are included in our Massachusetts DEP Scope of Accreditation

Westborough Facility:

Drinking Water
EPA 300.0: Chloride, Nitrate-N, Fluoride, Sulfate; **EPA 353.2**: Nitrate-N, Nitrite-N; **SM4500NO3-F**: Nitrate-N, Nitrite-N; **SM4500F-C, SM4500CN-CE, EPA 180.1, SM2130B, SM4500Cl-D, SM2320B, SM2540C, SM4500H-B, SM4500NO2-B**
EPA 332: Perchlorate; **EPA 524.2:** THMs and VOCs; **EPA 504.1:** EDB, DBCP.
Microbiology: **SM9215B; SM9223-P/A, SM9223B-Colilert-QT,SM9222D**.

Non-Potable Water
SM4500H,B, EPA 120.1, SM2510B, SM2540C, SM2320B, SM4500CL-E, SM4500F-BC, SM4500NH3-BH: Ammonia-N and Kjeldahl-N, **EPA 350.1**: Ammonia-N, **LACHAT 10-107-06-1-B**: Ammonia-N, **EPA 351.1, SM4500NO3-F, EPA 353.2**: Nitrate-N**, SM4500P-E, SM4500P-B, E, SM4500SO4-E, SM5220D, EPA 410.4, SM5210B, SM5310C, SM4500CL-D, EPA 1664, EPA 420.1, SM4500-CN-CE, SM2540D, EPA 300: Chloride, Sulfate, Nitrate.**
EPA 624.1: Volatile Halocarbons & Aromatics,
EPA 608.3: Chlordane, Toxaphene, Aldrin, alpha-BHC, beta-BHC, gamma-BHC, delta-BHC, Dieldrin, DDD, DDE, DDT, Endosulfan I, Endosulfan II, Endosulfan sulfate, Endrin, Endrin Aldehyde, Heptachlor, Heptachlor Epoxide, PCBs
EPA 625.1: SVOC (Acid/Base/Neutral Extractables), **EPA 600/4-81-045**: PCB-Oil.
Microbiology: **SM9223B-Colilert-QT; Enterolert-QT, SM9221E, EPA 1600, EPA 1603.**

Mansfield Facility:

Drinking Water
EPA 200.7: Al, Ba, Cd, Cr, Cu, Fe, Mn, Ni, Na, Ag, Ca, Zn. **EPA 200.8:** Al, Sb, As, Ba, Be, Cd, Cr, Cu, Pb, Mn, Ni, Se, Ag, TL, Zn. **EPA 245.1** Hg.
EPA 522.

Non-Potable Water
EPA 200.7: Al, Sb, As, Be, Cd, Ca, Cr, Co, Cu, Fe, Pb, Mg, Mn, Mo, Ni, K, Se, Ag, Na, Sr, TL, Ti, V, Zn.
EPA 200.8: Al, Sb**,** As, Be, Cd, Cr, Cu, Fe, Pb, Mn, Ni, K, Se, Ag, Na, TL, Zn.
EPA 245.1 Hg.
SM2340B

For a complete listing of analytes and methods, please contact your Alpha Project Manager.

CHAIN OF CUSTODY

PAGE 1 OF 1

Date Rec'd in Lab: 4/24/20

ALPHA Job #: L2017182

Westborough, MA
TEL: 508-898-9220
FAX: 508-898-9193

Mansfield, MA
TEL: 508-822-9300
FAX: 508-822-3288

Client Information

Client: NHDES
Address: 29 Hazen Drive
Concord, NH 03302
Phone: 603-271-3649
Fax:
Email: michael.summerlinjr@des.nh.gov

☐ These samples have been Previously analyzed by Alpha

Project Information

Project Name: Troy Mills Landfill Superfund
Project Location: Troy, NH
Project #: 04.0190987.09
Project Manager: Michael Summerlin
ALPHA Quote #: NH DES Contract No. 1069635

Turn-Around Time

☒ Standard ☐ Rush (ONLY IF PRE-APPROVED)

Due Date: Time:

Report Information Data Deliverables

☐ FAX ☒ EMAIL
☒ ADEx ☐ Add'l Deliverables

Billing Information

☒ Same as Client info PO #: 2589-00"T"

Regulatory Requirements/Report Limits

State/Fed Program	Criteria
NHDES	Sampling and Analysis Plan limits

Other Project Specific Requirements/Comments/Detection Limits:

Please also email login receipts and lab reports to tanya.justham@gza.com
Please provide excel files formatted for upload to the NHDES EMD and for GZA EQUiS upload.

ANALYSIS

SAMPLE HANDLING
Filtration
☐ Done
☒ Not Needed
☐ Lab to do
Preservation
☐ Lab to do
(Please specify below)

ALPHA Lab ID (Lab Use Only)	Sample ID	Collection Date	Collection Time	Sample Matrix	Sampler's Initials	VOCs 8260 NHDES List	SVOCs (Acid/base/neutrals)	1,4-dioxane	Total metals (arsenic & manganese)	Hardness								Sample Specific Comments	TOTAL # BOTTLES
17182-01	TRIP BLANK	4/23/2020	0800	AQ	MJB	☒	☐	☐	☐	☐	☐	☐	☐	☐	☐	☐	☐		1
-02	TRY_MW-802	4/23/2020	1445	AQ	MJB	☑	☑	☑	☑	☐	☐	☐	☐	☐	☐	☐	☐		8
-03	TRY_MW-601S	4/23/2020	1315	AQ	AF	☑	☑	☑	☑	☐	☐	☐	☐	☐	☐	☐	☐		8
-04	TRY_MW-601D	4/23/2020	1130	AQ	AF	☑	☑	☑	☑	☐	☐	☐	☐	☐	☐	☐	☐		8
						☐	☐	☐	☐	☐	☐	☐	☐	☐	☐	☐	☐		
						☐	☐	☐	☐	☐	☐	☐	☐	☐	☐	☐	☐		
						☐	☐	☐	☐	☐	☐	☐	☐	☐	☐	☐	☐		
						☐	☐	☐	☐	☐	☐	☐	☐	☐	☐	☐	☐		
						☐	☐	☐	☐	☐	☐	☐	☐	☐	☐	☐	☐		
						☐	☐	☐	☐	☐	☐	☐	☐	☐	☐	☐	☐		
				Container Type		V	A	A	P	P	-	-	-	-	-	-	-		
				Preservative		B	A	A	C	C	-	-	-	-	-	-	-		

Relinquished By:	Date/Time	Received By:	Date/Time
	4/24/20 805		4/24/20 0805
	4/24/20 7:30		4/24/20 7:30
	4/24/20 1830		4/24/20 1830

Please print clearly, legibly and completely. Samples can not be logged in and turnaround time clock will not start until any ambiguities are resolved. All samples submitted are subject to Alpha's Payment Terms.

FORM NO: 01-01(I) (rev. 1-JAN-12)

ANALYTICAL REPORT

Lab Number:	L2017188
Client:	GZA GeoEnvironmental, Inc. / NHDES PO Box 95 29 Hazen Drive Concord, NH 03302-0095
ATTN:	Michael Summerlin
Phone:	(603) 271-3649
Project Name:	TROY MILLS LANDFILL SUPERFUND
Project Number:	04.0190987.09
Report Date:	05/01/20

The original project report/data package is held by Alpha Analytical. This report/data package is paginated and should be reproduced only in its entirety. Alpha Analytical holds no responsibility for results and/or data that are not consistent with the original.

Certifications & Approvals: MA (M-MA086), NH NELAP (2064), CT (PH-0574), IL (200077), ME (MA00086), MD (348), NJ (MA935), NY (11148), NC (25700/666), PA (68-03671), RI (LAO00065), TX (T104704476), VT (VT-0935), VA (460195), USDA (Permit #P330-17-00196).

Eight Walkup Drive, Westborough, MA 01581-1019
508-898-9220 (Fax) 508-898-9193 800-624-9220 - www.alphalab.com

Project Name: TROY MILLS LANDFILL SUPERFUND
Project Number: 04.0190987.09

Lab Number: L2017188
Report Date: 05/01/20

Alpha Sample ID	Client ID	Matrix	Sample Location	Collection Date/Time	Receive Date
L2017188-01	TRIP BLANK	WATER	TROY, NH	04/23/20 08:00	04/24/20
L2017188-02	TRY_MW-801	WATER	TROY, NH	04/23/20 10:10	04/24/20
L2017188-03	TRY_MW-501X	WATER	TROY, NH	04/23/20 13:00	04/24/20
L2017188-04	TRY_MW-501D	WATER	TROY, NH	04/23/20 11:20	04/24/20

Project Name:	TROY MILLS LANDFILL SUPERFUND	**Lab Number:**	L2017188
Project Number:	04.0190987.09	**Report Date:**	05/01/20

Case Narrative

The samples were received in accordance with the Chain of Custody and no significant deviations were encountered during the preparation or analysis unless otherwise noted. Sample Receipt, Container Information, and the Chain of Custody are located at the back of the report.

Results contained within this report relate only to the samples submitted under this Alpha Lab Number and meet NELAP requirements for all NELAP accredited parameters unless otherwise noted in the following narrative. The data presented in this report is organized by parameter (i.e. VOC, SVOC, etc.). Sample specific Quality Control data (i.e. Surrogate Spike Recovery) is reported at the end of the target analyte list for each individual sample, followed by the Laboratory Batch Quality Control at the end of each parameter. Tentatively Identified Compounds (TICs), if requested, are reported for compounds identified to be present and are not part of the method/program Target Compound List, even if only a subset of the TCL are being reported. If a sample was re-analyzed or re-extracted due to a required quality control corrective action and if both sets of data are reported, the Laboratory ID of the re-analysis or re-extraction is designated with an "R" or "RE", respectively.

When multiple Batch Quality Control elements are reported (e.g. more than one LCS), the associated samples for each element are noted in the grey shaded header line of each data table. Any Laboratory Batch, Sample Specific % recovery or RPD value that is outside the listed Acceptance Criteria is bolded in the report. In reference to questions H (CAM) or 4 (RCP) when "NO" is checked, the performance criteria for CAM and RCP methods allow for some quality control failures to occur and still be within method compliance. In these instances, the specific failure is not narrated but noted in the associated QC Outlier Summary Report, located directly after the Case Narrative. QC information is also incorporated in the Data Usability Assessment table (Format 11) of our Data Merger tool, where it can be reviewed in conjunction with the sample result, associated regulatory criteria and any associated data usability implications.

Soil/sediments, solids and tissues are reported on a dry weight basis unless otherwise noted. Definitions of all data qualifiers and acronyms used in this report are provided in the Glossary located at the back of the report.

HOLD POLICY - For samples submitted on hold, Alpha's policy is to hold samples (with the exception of Air canisters) free of charge for 21 calendar days from the date the project is completed. After 21 calendar days, we will dispose of all samples submitted including those put on hold unless you have contacted your Alpha Project Manager and made arrangements for Alpha to continue to hold the samples. Air canisters will be disposed after 3 business days from the date the project is completed.

Please contact Project Management at 800-624-9220 with any questions.

Project Name:	TROY MILLS LANDFILL SUPERFUND	**Lab Number:**	L2017188
Project Number:	04.0190987.09	**Report Date:**	05/01/20

Case Narrative (continued)

Semivolatile Organics

The WG1364795-2/-3 LCS/LCSD recoveries, associated with L2017188-02 through -04, are below the acceptance criteria for benzidine (1%/3%) and benzoic acid (LCSD 0%); however, it has been identified as a "difficult" analyte. The results of the associated samples are reported.

I, the undersigned, attest under the pains and penalties of perjury that, to the best of my knowledge and belief and based upon my personal inquiry of those responsible for providing the information contained in this analytical report, such information is accurate and complete. This certificate of analysis is not complete unless this page accompanies any and all pages of this report.

Authorized Signature: Tiffani Morrissey - Tiffani Morrissey

Title: Technical Director/Representative Date: 05/01/20

ORGANICS

VOLATILES

Project Name: TROY MILLS LANDFILL SUPERFUND **Lab Number:** L2017188

Project Number: 04.0190987.09 **Report Date:** 05/01/20

SAMPLE RESULTS

Lab ID: L2017188-01
Client ID: TRIP BLANK
Sample Location: TROY, NH

Date Collected: 04/23/20 08:00
Date Received: 04/24/20
Field Prep: Not Specified

Sample Depth:
Matrix: Water
Analytical Method: 1,8260C
Analytical Date: 04/29/20 08:44
Analyst: NLK

Parameter	Result	Qualifier	Units	RL	MDL	Dilution Factor
Volatile Organics by GC/MS - Westborough Lab						
Methylene chloride	ND		ug/l	3.0	--	1
1,1-Dichloroethane	ND		ug/l	0.75	--	1
Chloroform	ND		ug/l	0.75	--	1
Carbon tetrachloride	ND		ug/l	0.50	--	1
1,2-Dichloropropane	ND		ug/l	1.8	--	1
Dibromochloromethane	ND		ug/l	0.50	--	1
1,1,2-Trichloroethane	ND		ug/l	0.75	--	1
Tetrachloroethene	ND		ug/l	0.50	--	1
Chlorobenzene	ND		ug/l	0.50	--	1
Trichlorofluoromethane	ND		ug/l	2.5	--	1
1,2-Dichloroethane	ND		ug/l	0.50	--	1
1,1,1-Trichloroethane	ND		ug/l	0.50	--	1
Bromodichloromethane	ND		ug/l	0.50	--	1
trans-1,3-Dichloropropene	ND		ug/l	0.50	--	1
cis-1,3-Dichloropropene	ND		ug/l	0.50	--	1
1,3-Dichloropropene, Total	ND		ug/l	0.50	--	1
1,1-Dichloropropene	ND		ug/l	2.5	--	1
Bromoform	ND		ug/l	2.0	--	1
1,1,2,2-Tetrachloroethane	ND		ug/l	0.50	--	1
Benzene	ND		ug/l	0.50	--	1
Toluene	ND		ug/l	0.75	--	1
Ethylbenzene	ND		ug/l	0.50	--	1
Chloromethane	ND		ug/l	2.5	--	1
Bromomethane	ND		ug/l	1.0	--	1
Vinyl chloride	ND		ug/l	1.0	--	1
Chloroethane	ND		ug/l	1.0	--	1
1,1-Dichloroethene	ND		ug/l	0.50	--	1
trans-1,2-Dichloroethene	ND		ug/l	0.75	--	1

Project Name: TROY MILLS LANDFILL SUPERFUND **Lab Number:** L2017188

Project Number: 04.0190987.09 **Report Date:** 05/01/20

SAMPLE RESULTS

Lab ID: L2017188-01 Date Collected: 04/23/20 08:00

Client ID: TRIP BLANK Date Received: 04/24/20

Sample Location: TROY, NH Field Prep: Not Specified

Sample Depth:

Parameter	Result	Qualifier	Units	RL	MDL	Dilution Factor
Volatile Organics by GC/MS - Westborough Lab						
1,2-Dichloroethene, Total	ND		ug/l	0.50	--	1
Trichloroethene	ND		ug/l	0.50	--	1
1,2-Dichlorobenzene	ND		ug/l	2.5	--	1
1,3-Dichlorobenzene	ND		ug/l	2.5	--	1
1,4-Dichlorobenzene	ND		ug/l	2.5	--	1
Methyl tert butyl ether	ND		ug/l	1.0	--	1
p/m-Xylene	ND		ug/l	1.0	--	1
o-Xylene	ND		ug/l	1.0	--	1
Xylenes, Total	ND		ug/l	1.0	--	1
cis-1,2-Dichloroethene	ND		ug/l	0.50	--	1
Dibromomethane	ND		ug/l	5.0	--	1
1,2,3-Trichloropropane	ND		ug/l	5.0	--	1
Styrene	ND		ug/l	1.0	--	1
Dichlorodifluoromethane	ND		ug/l	5.0	--	1
Acetone	ND		ug/l	5.0	--	1
Carbon disulfide	ND		ug/l	5.0	--	1
2-Butanone	ND		ug/l	5.0	--	1
4-Methyl-2-pentanone	ND		ug/l	5.0	--	1
2-Hexanone	ND		ug/l	5.0	--	1
Bromochloromethane	ND		ug/l	2.5	--	1
Tetrahydrofuran	ND		ug/l	5.0	--	1
2,2-Dichloropropane	ND		ug/l	2.5	--	1
1,2-Dibromoethane	ND		ug/l	2.0	--	1
1,1,1,2-Tetrachloroethane	ND		ug/l	0.50	--	1
Bromobenzene	ND		ug/l	2.5	--	1
n-Butylbenzene	ND		ug/l	0.50	--	1
sec-Butylbenzene	ND		ug/l	0.50	--	1
tert-Butylbenzene	ND		ug/l	2.5	--	1
o-Chlorotoluene	ND		ug/l	2.5	--	1
p-Chlorotoluene	ND		ug/l	2.5	--	1
1,2-Dibromo-3-chloropropane	ND		ug/l	2.5	--	1
Hexachlorobutadiene	ND		ug/l	0.50	--	1
Isopropylbenzene	ND		ug/l	0.50	--	1
p-Isopropyltoluene	ND		ug/l	0.50	--	1
Naphthalene	ND		ug/l	2.5	--	1
n-Propylbenzene	ND		ug/l	0.50	--	1
1,2,3-Trichlorobenzene	ND		ug/l	2.5	--	1

Project Name: TROY MILLS LANDFILL SUPERFUND **Lab Number:** L2017188

Project Number: 04.0190987.09 **Report Date:** 05/01/20

SAMPLE RESULTS

Lab ID: L2017188-01 Date Collected: 04/23/20 08:00

Client ID: TRIP BLANK Date Received: 04/24/20

Sample Location: TROY, NH Field Prep: Not Specified

Sample Depth:

Parameter	Result	Qualifier	Units	RL	MDL	Dilution Factor
Volatile Organics by GC/MS - Westborough Lab						
1,2,4-Trichlorobenzene	ND		ug/l	2.5	--	1
1,3,5-Trimethylbenzene	ND		ug/l	2.5	--	1
1,3,5-Trichlorobenzene	ND		ug/l	2.0	--	1
1,2,4-Trimethylbenzene	ND		ug/l	2.5	--	1
Ethyl ether	ND		ug/l	2.5	--	1
Isopropyl Ether	ND		ug/l	2.0	--	1
Tert-Butyl Alcohol	ND		ug/l	10	--	1
Ethyl-Tert-Butyl-Ether	ND		ug/l	2.0	--	1
Tertiary-Amyl Methyl Ether	ND		ug/l	2.0	--	1
1,4-Dioxane	ND		ug/l	250	--	1

Surrogate	% Recovery	Qualifier	Acceptance Criteria
1,2-Dichloroethane-d4	94		70-130
Toluene-d8	98		70-130
4-Bromofluorobenzene	102		70-130
Dibromofluoromethane	101		70-130

Project Name: TROY MILLS LANDFILL SUPERFUND **Lab Number:** L2017188

Project Number: 04.0190987.09 **Report Date:** 05/01/20

SAMPLE RESULTS

Lab ID: L2017188-02
Client ID: TRY_MW-801
Sample Location: TROY, NH

Date Collected: 04/23/20 10:10
Date Received: 04/24/20
Field Prep: Not Specified

Sample Depth:
Matrix: Water
Analytical Method: 1,8260C
Analytical Date: 04/29/20 10:16
Analyst: NLK

Parameter	Result	Qualifier	Units	RL	MDL	Dilution Factor
Volatile Organics by GC/MS - Westborough Lab						
Methylene chloride	ND		ug/l	3.0	--	1
1,1-Dichloroethane	ND		ug/l	0.75	--	1
Chloroform	ND		ug/l	0.75	--	1
Carbon tetrachloride	ND		ug/l	0.50	--	1
1,2-Dichloropropane	ND		ug/l	1.8	--	1
Dibromochloromethane	ND		ug/l	0.50	--	1
1,1,2-Trichloroethane	ND		ug/l	0.75	--	1
Tetrachloroethene	ND		ug/l	0.50	--	1
Chlorobenzene	ND		ug/l	0.50	--	1
Trichlorofluoromethane	ND		ug/l	2.5	--	1
1,2-Dichloroethane	ND		ug/l	0.50	--	1
1,1,1-Trichloroethane	ND		ug/l	0.50	--	1
Bromodichloromethane	ND		ug/l	0.50	--	1
trans-1,3-Dichloropropene	ND		ug/l	0.50	--	1
cis-1,3-Dichloropropene	ND		ug/l	0.50	--	1
1,3-Dichloropropene, Total	ND		ug/l	0.50	--	1
1,1-Dichloropropene	ND		ug/l	2.5	--	1
Bromoform	ND		ug/l	2.0	--	1
1,1,2,2-Tetrachloroethane	ND		ug/l	0.50	--	1
Benzene	ND		ug/l	0.50	--	1
Toluene	ND		ug/l	0.75	--	1
Ethylbenzene	ND		ug/l	0.50	--	1
Chloromethane	ND		ug/l	2.5	--	1
Bromomethane	ND		ug/l	1.0	--	1
Vinyl chloride	ND		ug/l	1.0	--	1
Chloroethane	ND		ug/l	1.0	--	1
1,1-Dichloroethene	ND		ug/l	0.50	--	1
trans-1,2-Dichloroethene	ND		ug/l	0.75	--	1

Project Name: TROY MILLS LANDFILL SUPERFUND **Lab Number:** L2017188

Project Number: 04.0190987.09 **Report Date:** 05/01/20

SAMPLE RESULTS

Lab ID: L2017188-02 Date Collected: 04/23/20 10:10

Client ID: TRY_MW-801 Date Received: 04/24/20

Sample Location: TROY, NH Field Prep: Not Specified

Sample Depth:

Parameter	Result	Qualifier	Units	RL	MDL	Dilution Factor
Volatile Organics by GC/MS - Westborough Lab						
1,2-Dichloroethene, Total	0.72		ug/l	0.50	--	1
Trichloroethene	ND		ug/l	0.50	--	1
1,2-Dichlorobenzene	ND		ug/l	2.5	--	1
1,3-Dichlorobenzene	ND		ug/l	2.5	--	1
1,4-Dichlorobenzene	ND		ug/l	2.5	--	1
Methyl tert butyl ether	ND		ug/l	1.0	--	1
p/m-Xylene	ND		ug/l	1.0	--	1
o-Xylene	ND		ug/l	1.0	--	1
Xylenes, Total	ND		ug/l	1.0	--	1
cis-1,2-Dichloroethene	0.72		ug/l	0.50	--	1
Dibromomethane	ND		ug/l	5.0	--	1
1,2,3-Trichloropropane	ND		ug/l	5.0	--	1
Styrene	ND		ug/l	1.0	--	1
Dichlorodifluoromethane	ND		ug/l	5.0	--	1
Acetone	ND		ug/l	5.0	--	1
Carbon disulfide	ND		ug/l	5.0	--	1
2-Butanone	ND		ug/l	5.0	--	1
4-Methyl-2-pentanone	ND		ug/l	5.0	--	1
2-Hexanone	ND		ug/l	5.0	--	1
Bromochloromethane	ND		ug/l	2.5	--	1
Tetrahydrofuran	ND		ug/l	5.0	--	1
2,2-Dichloropropane	ND		ug/l	2.5	--	1
1,2-Dibromoethane	ND		ug/l	2.0	--	1
1,1,1,2-Tetrachloroethane	ND		ug/l	0.50	--	1
Bromobenzene	ND		ug/l	2.5	--	1
n-Butylbenzene	ND		ug/l	0.50	--	1
sec-Butylbenzene	2.3		ug/l	0.50	--	1
tert-Butylbenzene	ND		ug/l	2.5	--	1
o-Chlorotoluene	ND		ug/l	2.5	--	1
p-Chlorotoluene	ND		ug/l	2.5	--	1
1,2-Dibromo-3-chloropropane	ND		ug/l	2.5	--	1
Hexachlorobutadiene	ND		ug/l	0.50	--	1
Isopropylbenzene	ND		ug/l	0.50	--	1
p-Isopropyltoluene	ND		ug/l	0.50	--	1
Naphthalene	ND		ug/l	2.5	--	1
n-Propylbenzene	ND		ug/l	0.50	--	1
1,2,3-Trichlorobenzene	ND		ug/l	2.5	--	1

Project Name: TROY MILLS LANDFILL SUPERFUND **Lab Number:** L2017188

Project Number: 04.0190987.09 **Report Date:** 05/01/20

SAMPLE RESULTS

Lab ID: L2017188-02 Date Collected: 04/23/20 10:10

Client ID: TRY_MW-801 Date Received: 04/24/20

Sample Location: TROY, NH Field Prep: Not Specified

Sample Depth:

Parameter	Result	Qualifier	Units	RL	MDL	Dilution Factor
Volatile Organics by GC/MS - Westborough Lab						
1,2,4-Trichlorobenzene	ND		ug/l	2.5	--	1
1,3,5-Trimethylbenzene	ND		ug/l	2.5	--	1
1,3,5-Trichlorobenzene	ND		ug/l	2.0	--	1
1,2,4-Trimethylbenzene	ND		ug/l	2.5	--	1
Ethyl ether	ND		ug/l	2.5	--	1
Isopropyl Ether	ND		ug/l	2.0	--	1
Tert-Butyl Alcohol	ND		ug/l	10	--	1
Ethyl-Tert-Butyl-Ether	ND		ug/l	2.0	--	1
Tertiary-Amyl Methyl Ether	ND		ug/l	2.0	--	1
1,4-Dioxane	ND		ug/l	250	--	1

Surrogate	% Recovery	Qualifier	Acceptance Criteria
1,2-Dichloroethane-d4	96		70-130
Toluene-d8	97		70-130
4-Bromofluorobenzene	102		70-130
Dibromofluoromethane	101		70-130

Project Name: TROY MILLS LANDFILL SUPERFUND **Lab Number:** L2017188

Project Number: 04.0190987.09 **Report Date:** 05/01/20

SAMPLE RESULTS

Lab ID: L2017188-03 Date Collected: 04/23/20 13:00
Client ID: TRY_MW-501X Date Received: 04/24/20
Sample Location: TROY, NH Field Prep: Not Specified

Sample Depth:
Matrix: Water
Analytical Method: 1,8260C
Analytical Date: 04/30/20 08:25
Analyst: NLK

Parameter	Result	Qualifier	Units	RL	MDL	Dilution Factor
Volatile Organics by GC/MS - Westborough Lab						
Methylene chloride	ND		ug/l	3.0	--	1
1,1-Dichloroethane	ND		ug/l	0.75	--	1
Chloroform	ND		ug/l	0.75	--	1
Carbon tetrachloride	ND		ug/l	0.50	--	1
1,2-Dichloropropane	ND		ug/l	1.8	--	1
Dibromochloromethane	ND		ug/l	0.50	--	1
1,1,2-Trichloroethane	ND		ug/l	0.75	--	1
Tetrachloroethene	ND		ug/l	0.50	--	1
Chlorobenzene	ND		ug/l	0.50	--	1
Trichlorofluoromethane	ND		ug/l	2.5	--	1
1,2-Dichloroethane	ND		ug/l	0.50	--	1
1,1,1-Trichloroethane	ND		ug/l	0.50	--	1
Bromodichloromethane	ND		ug/l	0.50	--	1
trans-1,3-Dichloropropene	ND		ug/l	0.50	--	1
cis-1,3-Dichloropropene	ND		ug/l	0.50	--	1
1,3-Dichloropropene, Total	ND		ug/l	0.50	--	1
1,1-Dichloropropene	ND		ug/l	2.5	--	1
Bromoform	ND		ug/l	2.0	--	1
1,1,2,2-Tetrachloroethane	ND		ug/l	0.50	--	1
Benzene	ND		ug/l	0.50	--	1
Toluene	ND		ug/l	0.75	--	1
Ethylbenzene	ND		ug/l	0.50	--	1
Chloromethane	ND		ug/l	2.5	--	1
Bromomethane	ND		ug/l	1.0	--	1
Vinyl chloride	ND		ug/l	1.0	--	1
Chloroethane	ND		ug/l	1.0	--	1
1,1-Dichloroethene	ND		ug/l	0.50	--	1
trans-1,2-Dichloroethene	ND		ug/l	0.75	--	1

Project Name: TROY MILLS LANDFILL SUPERFUND **Lab Number:** L2017188

Project Number: 04.0190987.09 **Report Date:** 05/01/20

SAMPLE RESULTS

Lab ID: L2017188-03 Date Collected: 04/23/20 13:00

Client ID: TRY_MW-501X Date Received: 04/24/20

Sample Location: TROY, NH Field Prep: Not Specified

Sample Depth:

Parameter	Result	Qualifier	Units	RL	MDL	Dilution Factor
Volatile Organics by GC/MS - Westborough Lab						
1,2-Dichloroethene, Total	ND		ug/l	0.50	--	1
Trichloroethene	ND		ug/l	0.50	--	1
1,2-Dichlorobenzene	ND		ug/l	2.5	--	1
1,3-Dichlorobenzene	ND		ug/l	2.5	--	1
1,4-Dichlorobenzene	ND		ug/l	2.5	--	1
Methyl tert butyl ether	ND		ug/l	1.0	--	1
p/m-Xylene	ND		ug/l	1.0	--	1
o-Xylene	ND		ug/l	1.0	--	1
Xylenes, Total	ND		ug/l	1.0	--	1
cis-1,2-Dichloroethene	ND		ug/l	0.50	--	1
Dibromomethane	ND		ug/l	5.0	--	1
1,2,3-Trichloropropane	ND		ug/l	5.0	--	1
Styrene	ND		ug/l	1.0	--	1
Dichlorodifluoromethane	ND		ug/l	5.0	--	1
Acetone	ND		ug/l	5.0	--	1
Carbon disulfide	ND		ug/l	5.0	--	1
2-Butanone	ND		ug/l	5.0	--	1
4-Methyl-2-pentanone	ND		ug/l	5.0	--	1
2-Hexanone	ND		ug/l	5.0	--	1
Bromochloromethane	ND		ug/l	2.5	--	1
Tetrahydrofuran	ND		ug/l	5.0	--	1
2,2-Dichloropropane	ND		ug/l	2.5	--	1
1,2-Dibromoethane	ND		ug/l	2.0	--	1
1,1,1,2-Tetrachloroethane	ND		ug/l	0.50	--	1
Bromobenzene	ND		ug/l	2.5	--	1
n-Butylbenzene	ND		ug/l	0.50	--	1
sec-Butylbenzene	ND		ug/l	0.50	--	1
tert-Butylbenzene	ND		ug/l	2.5	--	1
o-Chlorotoluene	ND		ug/l	2.5	--	1
p-Chlorotoluene	ND		ug/l	2.5	--	1
1,2-Dibromo-3-chloropropane	ND		ug/l	2.5	--	1
Hexachlorobutadiene	ND		ug/l	0.50	--	1
Isopropylbenzene	ND		ug/l	0.50	--	1
p-Isopropyltoluene	ND		ug/l	0.50	--	1
Naphthalene	ND		ug/l	2.5	--	1
n-Propylbenzene	ND		ug/l	0.50	--	1
1,2,3-Trichlorobenzene	ND		ug/l	2.5	--	1

Project Name: TROY MILLS LANDFILL SUPERFUND **Lab Number:** L2017188

Project Number: 04.0190987.09 **Report Date:** 05/01/20

SAMPLE RESULTS

Lab ID: L2017188-03 Date Collected: 04/23/20 13:00

Client ID: TRY_MW-501X Date Received: 04/24/20

Sample Location: TROY, NH Field Prep: Not Specified

Sample Depth:

Parameter	Result	Qualifier	Units	RL	MDL	Dilution Factor
Volatile Organics by GC/MS - Westborough Lab						
1,2,4-Trichlorobenzene	ND		ug/l	2.5	--	1
1,3,5-Trimethylbenzene	ND		ug/l	2.5	--	1
1,3,5-Trichlorobenzene	ND		ug/l	2.0	--	1
1,2,4-Trimethylbenzene	ND		ug/l	2.5	--	1
Ethyl ether	ND		ug/l	2.5	--	1
Isopropyl Ether	ND		ug/l	2.0	--	1
Tert-Butyl Alcohol	ND		ug/l	10	--	1
Ethyl-Tert-Butyl-Ether	ND		ug/l	2.0	--	1
Tertiary-Amyl Methyl Ether	ND		ug/l	2.0	--	1
1,4-Dioxane	ND		ug/l	250	--	1

Surrogate	% Recovery	Qualifier	Acceptance Criteria
1,2-Dichloroethane-d4	97		70-130
Toluene-d8	100		70-130
4-Bromofluorobenzene	99		70-130
Dibromofluoromethane	98		70-130

Project Name: TROY MILLS LANDFILL SUPERFUND **Lab Number:** L2017188

Project Number: 04.0190987.09 **Report Date:** 05/01/20

SAMPLE RESULTS

Lab ID: L2017188-04
Client ID: TRY_MW-501D
Sample Location: TROY, NH

Date Collected: 04/23/20 11:20
Date Received: 04/24/20
Field Prep: Not Specified

Sample Depth:
Matrix: Water
Analytical Method: 1,8260C
Analytical Date: 04/29/20 19:31
Analyst: NLK

Parameter	Result	Qualifier	Units	RL	MDL	Dilution Factor
Volatile Organics by GC/MS - Westborough Lab						
Methylene chloride	ND		ug/l	3.0	--	1
1,1-Dichloroethane	ND		ug/l	0.75	--	1
Chloroform	ND		ug/l	0.75	--	1
Carbon tetrachloride	ND		ug/l	0.50	--	1
1,2-Dichloropropane	ND		ug/l	1.8	--	1
Dibromochloromethane	ND		ug/l	0.50	--	1
1,1,2-Trichloroethane	ND		ug/l	0.75	--	1
Tetrachloroethene	ND		ug/l	0.50	--	1
Chlorobenzene	ND		ug/l	0.50	--	1
Trichlorofluoromethane	ND		ug/l	2.5	--	1
1,2-Dichloroethane	ND		ug/l	0.50	--	1
1,1,1-Trichloroethane	ND		ug/l	0.50	--	1
Bromodichloromethane	ND		ug/l	0.50	--	1
trans-1,3-Dichloropropene	ND		ug/l	0.50	--	1
cis-1,3-Dichloropropene	ND		ug/l	0.50	--	1
1,3-Dichloropropene, Total	ND		ug/l	0.50	--	1
1,1-Dichloropropene	ND		ug/l	2.5	--	1
Bromoform	ND		ug/l	2.0	--	1
1,1,2,2-Tetrachloroethane	ND		ug/l	0.50	--	1
Benzene	ND		ug/l	0.50	--	1
Toluene	ND		ug/l	0.75	--	1
Ethylbenzene	ND		ug/l	0.50	--	1
Chloromethane	ND		ug/l	2.5	--	1
Bromomethane	ND		ug/l	1.0	--	1
Vinyl chloride	ND		ug/l	1.0	--	1
Chloroethane	ND		ug/l	1.0	--	1
1,1-Dichloroethene	ND		ug/l	0.50	--	1
trans-1,2-Dichloroethene	ND		ug/l	0.75	--	1

Project Name: TROY MILLS LANDFILL SUPERFUND **Lab Number:** L2017188

Project Number: 04.0190987.09 **Report Date:** 05/01/20

SAMPLE RESULTS

Lab ID: L2017188-04 Date Collected: 04/23/20 11:20

Client ID: TRY_MW-501D Date Received: 04/24/20

Sample Location: TROY, NH Field Prep: Not Specified

Sample Depth:

Parameter	Result	Qualifier	Units	RL	MDL	Dilution Factor
Volatile Organics by GC/MS - Westborough Lab						
1,2-Dichloroethene, Total	ND		ug/l	0.50	--	1
Trichloroethene	ND		ug/l	0.50	--	1
1,2-Dichlorobenzene	ND		ug/l	2.5	--	1
1,3-Dichlorobenzene	ND		ug/l	2.5	--	1
1,4-Dichlorobenzene	ND		ug/l	2.5	--	1
Methyl tert butyl ether	ND		ug/l	1.0	--	1
p/m-Xylene	ND		ug/l	1.0	--	1
o-Xylene	ND		ug/l	1.0	--	1
Xylenes, Total	ND		ug/l	1.0	--	1
cis-1,2-Dichloroethene	ND		ug/l	0.50	--	1
Dibromomethane	ND		ug/l	5.0	--	1
1,2,3-Trichloropropane	ND		ug/l	5.0	--	1
Styrene	ND		ug/l	1.0	--	1
Dichlorodifluoromethane	ND		ug/l	5.0	--	1
Acetone	ND		ug/l	5.0	--	1
Carbon disulfide	ND		ug/l	5.0	--	1
2-Butanone	ND		ug/l	5.0	--	1
4-Methyl-2-pentanone	ND		ug/l	5.0	--	1
2-Hexanone	ND		ug/l	5.0	--	1
Bromochloromethane	ND		ug/l	2.5	--	1
Tetrahydrofuran	ND		ug/l	5.0	--	1
2,2-Dichloropropane	ND		ug/l	2.5	--	1
1,2-Dibromoethane	ND		ug/l	2.0	--	1
1,1,1,2-Tetrachloroethane	ND		ug/l	0.50	--	1
Bromobenzene	ND		ug/l	2.5	--	1
n-Butylbenzene	ND		ug/l	0.50	--	1
sec-Butylbenzene	ND		ug/l	0.50	--	1
tert-Butylbenzene	ND		ug/l	2.5	--	1
o-Chlorotoluene	ND		ug/l	2.5	--	1
p-Chlorotoluene	ND		ug/l	2.5	--	1
1,2-Dibromo-3-chloropropane	ND		ug/l	2.5	--	1
Hexachlorobutadiene	ND		ug/l	0.50	--	1
Isopropylbenzene	ND		ug/l	0.50	--	1
p-Isopropyltoluene	ND		ug/l	0.50	--	1
Naphthalene	ND		ug/l	2.5	--	1
n-Propylbenzene	ND		ug/l	0.50	--	1
1,2,3-Trichlorobenzene	ND		ug/l	2.5	--	1

Project Name: TROY MILLS LANDFILL SUPERFUND **Lab Number:** L2017188

Project Number: 04.0190987.09 **Report Date:** 05/01/20

SAMPLE RESULTS

Lab ID: L2017188-04 Date Collected: 04/23/20 11:20

Client ID: TRY_MW-501D Date Received: 04/24/20

Sample Location: TROY, NH Field Prep: Not Specified

Sample Depth:

Parameter	Result	Qualifier	Units	RL	MDL	Dilution Factor
Volatile Organics by GC/MS - Westborough Lab						
1,2,4-Trichlorobenzene	ND		ug/l	2.5	--	1
1,3,5-Trimethylbenzene	ND		ug/l	2.5	--	1
1,3,5-Trichlorobenzene	ND		ug/l	2.0	--	1
1,2,4-Trimethylbenzene	ND		ug/l	2.5	--	1
Ethyl ether	ND		ug/l	2.5	--	1
Isopropyl Ether	ND		ug/l	2.0	--	1
Tert-Butyl Alcohol	ND		ug/l	10	--	1
Ethyl-Tert-Butyl-Ether	ND		ug/l	2.0	--	1
Tertiary-Amyl Methyl Ether	ND		ug/l	2.0	--	1
1,4-Dioxane	ND		ug/l	250	--	1

Surrogate	% Recovery	Qualifier	Acceptance Criteria
1,2-Dichloroethane-d4	106		70-130
Toluene-d8	96		70-130
4-Bromofluorobenzene	98		70-130
Dibromofluoromethane	102		70-130

Project Name: TROY MILLS LANDFILL SUPERFUND **Lab Number:** L2017188

Project Number: 04.0190987.09 **Report Date:** 05/01/20

Method Blank Analysis
Batch Quality Control

Analytical Method: 1,8260C
Analytical Date: 04/29/20 08:21
Analyst: PD

Parameter	Result	Qualifier	Units	RL	MDL
Volatile Organics by GC/MS - Westborough Lab for sample(s): 01-02 Batch: WG1365962-5					
Methylene chloride	ND		ug/l	3.0	--
1,1-Dichloroethane	ND		ug/l	0.75	--
Chloroform	ND		ug/l	0.75	--
Carbon tetrachloride	ND		ug/l	0.50	--
1,2-Dichloropropane	ND		ug/l	1.8	--
Dibromochloromethane	ND		ug/l	0.50	--
1,1,2-Trichloroethane	ND		ug/l	0.75	--
Tetrachloroethene	ND		ug/l	0.50	--
Chlorobenzene	ND		ug/l	0.50	--
Trichlorofluoromethane	ND		ug/l	2.5	--
1,2-Dichloroethane	ND		ug/l	0.50	--
1,1,1-Trichloroethane	ND		ug/l	0.50	--
Bromodichloromethane	ND		ug/l	0.50	--
trans-1,3-Dichloropropene	ND		ug/l	0.50	--
cis-1,3-Dichloropropene	ND		ug/l	0.50	--
1,3-Dichloropropene, Total	ND		ug/l	0.50	--
1,1-Dichloropropene	ND		ug/l	2.5	--
Bromoform	ND		ug/l	2.0	--
1,1,2,2-Tetrachloroethane	ND		ug/l	0.50	--
Benzene	ND		ug/l	0.50	--
Toluene	ND		ug/l	0.75	--
Ethylbenzene	ND		ug/l	0.50	--
Chloromethane	ND		ug/l	2.5	--
Bromomethane	ND		ug/l	1.0	--
Vinyl chloride	ND		ug/l	1.0	--
Chloroethane	ND		ug/l	1.0	--
1,1-Dichloroethene	ND		ug/l	0.50	--
trans-1,2-Dichloroethene	ND		ug/l	0.75	--
1,2-Dichloroethene, Total	ND		ug/l	0.50	--

Project Name: TROY MILLS LANDFILL SUPERFUND **Lab Number:** L2017188

Project Number: 04.0190987.09 **Report Date:** 05/01/20

Method Blank Analysis
Batch Quality Control

Analytical Method: 1,8260C
Analytical Date: 04/29/20 08:21
Analyst: PD

Parameter	Result	Qualifier	Units	RL	MDL
Volatile Organics by GC/MS - Westborough Lab for sample(s): 01-02 Batch: WG1365962-5					
Trichloroethene	ND		ug/l	0.50	--
1,2-Dichlorobenzene	ND		ug/l	2.5	--
1,3-Dichlorobenzene	ND		ug/l	2.5	--
1,4-Dichlorobenzene	ND		ug/l	2.5	--
Methyl tert butyl ether	ND		ug/l	1.0	--
p/m-Xylene	ND		ug/l	1.0	--
o-Xylene	ND		ug/l	1.0	--
Xylenes, Total	ND		ug/l	1.0	--
cis-1,2-Dichloroethene	ND		ug/l	0.50	--
Dibromomethane	ND		ug/l	5.0	--
1,2,3-Trichloropropane	ND		ug/l	5.0	--
Styrene	ND		ug/l	1.0	--
Dichlorodifluoromethane	ND		ug/l	5.0	--
Acetone	ND		ug/l	5.0	--
Carbon disulfide	ND		ug/l	5.0	--
2-Butanone	ND		ug/l	5.0	--
4-Methyl-2-pentanone	ND		ug/l	5.0	--
2-Hexanone	ND		ug/l	5.0	--
Bromochloromethane	ND		ug/l	2.5	--
Tetrahydrofuran	ND		ug/l	5.0	--
2,2-Dichloropropane	ND		ug/l	2.5	--
1,2-Dibromoethane	ND		ug/l	2.0	--
1,1,1,2-Tetrachloroethane	ND		ug/l	0.50	--
Bromobenzene	ND		ug/l	2.5	--
n-Butylbenzene	ND		ug/l	0.50	--
sec-Butylbenzene	ND		ug/l	0.50	--
tert-Butylbenzene	ND		ug/l	2.5	--
o-Chlorotoluene	ND		ug/l	2.5	--
p-Chlorotoluene	ND		ug/l	2.5	--

Project Name: TROY MILLS LANDFILL SUPERFUND **Lab Number:** L2017188

Project Number: 04.0190987.09 **Report Date:** 05/01/20

Method Blank Analysis
Batch Quality Control

Analytical Method: 1,8260C
Analytical Date: 04/29/20 08:21
Analyst: PD

Parameter	Result	Qualifier	Units	RL	MDL
Volatile Organics by GC/MS - Westborough Lab for sample(s): 01-02 Batch: WG1365962-5					
1,2-Dibromo-3-chloropropane	ND		ug/l	2.5	--
Hexachlorobutadiene	ND		ug/l	0.50	--
Isopropylbenzene	ND		ug/l	0.50	--
p-Isopropyltoluene	ND		ug/l	0.50	--
Naphthalene	ND		ug/l	2.5	--
n-Propylbenzene	ND		ug/l	0.50	--
1,2,3-Trichlorobenzene	ND		ug/l	2.5	--
1,2,4-Trichlorobenzene	ND		ug/l	2.5	--
1,3,5-Trimethylbenzene	ND		ug/l	2.5	--
1,3,5-Trichlorobenzene	ND		ug/l	2.0	--
1,2,4-Trimethylbenzene	ND		ug/l	2.5	--
Ethyl ether	ND		ug/l	2.5	--
Isopropyl Ether	ND		ug/l	2.0	--
Tert-Butyl Alcohol	ND		ug/l	10	--
Ethyl-Tert-Butyl-Ether	ND		ug/l	2.0	--
Tertiary-Amyl Methyl Ether	ND		ug/l	2.0	--
1,4-Dioxane	ND		ug/l	250	--

Surrogate	%Recovery	Qualifier	Acceptance Criteria
1,2-Dichloroethane-d4	93		70-130
Toluene-d8	97		70-130
4-Bromofluorobenzene	101		70-130
Dibromofluoromethane	101		70-130

Project Name: TROY MILLS LANDFILL SUPERFUND **Lab Number:** L2017188

Project Number: 04.0190987.09 **Report Date:** 05/01/20

Method Blank Analysis
Batch Quality Control

Analytical Method: 1,8260C
Analytical Date: 04/29/20 18:48
Analyst: AJK

Parameter	Result	Qualifier	Units	RL	MDL
Volatile Organics by GC/MS - Westborough Lab for sample(s): 04 Batch: WG1366011-5					
Methylene chloride	ND		ug/l	3.0	--
1,1-Dichloroethane	ND		ug/l	0.75	--
Chloroform	ND		ug/l	0.75	--
Carbon tetrachloride	ND		ug/l	0.50	--
1,2-Dichloropropane	ND		ug/l	1.8	--
Dibromochloromethane	ND		ug/l	0.50	--
1,1,2-Trichloroethane	ND		ug/l	0.75	--
Tetrachloroethene	ND		ug/l	0.50	--
Chlorobenzene	ND		ug/l	0.50	--
Trichlorofluoromethane	ND		ug/l	2.5	--
1,2-Dichloroethane	ND		ug/l	0.50	--
1,1,1-Trichloroethane	ND		ug/l	0.50	--
Bromodichloromethane	ND		ug/l	0.50	--
trans-1,3-Dichloropropene	ND		ug/l	0.50	--
cis-1,3-Dichloropropene	ND		ug/l	0.50	--
1,3-Dichloropropene, Total	ND		ug/l	0.50	--
1,1-Dichloropropene	ND		ug/l	2.5	--
Bromoform	ND		ug/l	2.0	--
1,1,2,2-Tetrachloroethane	ND		ug/l	0.50	--
Benzene	ND		ug/l	0.50	--
Toluene	ND		ug/l	0.75	--
Ethylbenzene	ND		ug/l	0.50	--
Chloromethane	ND		ug/l	2.5	--
Bromomethane	ND		ug/l	1.0	--
Vinyl chloride	ND		ug/l	1.0	--
Chloroethane	ND		ug/l	1.0	--
1,1-Dichloroethene	ND		ug/l	0.50	--
trans-1,2-Dichloroethene	ND		ug/l	0.75	--
1,2-Dichloroethene, Total	ND		ug/l	0.50	--

Project Name: TROY MILLS LANDFILL SUPERFUND **Lab Number:** L2017188

Project Number: 04.0190987.09 **Report Date:** 05/01/20

Method Blank Analysis
Batch Quality Control

Analytical Method: 1,8260C
Analytical Date: 04/29/20 18:48
Analyst: AJK

Parameter	Result	Qualifier	Units	RL	MDL
Volatile Organics by GC/MS - Westborough Lab for sample(s): 04 Batch: WG1366011-5					
Trichloroethene	ND		ug/l	0.50	--
1,2-Dichlorobenzene	ND		ug/l	2.5	--
1,3-Dichlorobenzene	ND		ug/l	2.5	--
1,4-Dichlorobenzene	ND		ug/l	2.5	--
Methyl tert butyl ether	ND		ug/l	1.0	--
p/m-Xylene	ND		ug/l	1.0	--
o-Xylene	ND		ug/l	1.0	--
Xylenes, Total	ND		ug/l	1.0	--
cis-1,2-Dichloroethene	ND		ug/l	0.50	--
Dibromomethane	ND		ug/l	5.0	--
1,2,3-Trichloropropane	ND		ug/l	5.0	--
Styrene	ND		ug/l	1.0	--
Dichlorodifluoromethane	ND		ug/l	5.0	--
Acetone	ND		ug/l	5.0	--
Carbon disulfide	ND		ug/l	5.0	--
2-Butanone	ND		ug/l	5.0	--
4-Methyl-2-pentanone	ND		ug/l	5.0	--
2-Hexanone	ND		ug/l	5.0	--
Bromochloromethane	ND		ug/l	2.5	--
Tetrahydrofuran	ND		ug/l	5.0	--
2,2-Dichloropropane	ND		ug/l	2.5	--
1,2-Dibromoethane	ND		ug/l	2.0	--
1,1,1,2-Tetrachloroethane	ND		ug/l	0.50	--
Bromobenzene	ND		ug/l	2.5	--
n-Butylbenzene	ND		ug/l	0.50	--
sec-Butylbenzene	ND		ug/l	0.50	--
tert-Butylbenzene	ND		ug/l	2.5	--
o-Chlorotoluene	ND		ug/l	2.5	--
p-Chlorotoluene	ND		ug/l	2.5	--

Project Name: TROY MILLS LANDFILL SUPERFUND **Lab Number:** L2017188

Project Number: 04.0190987.09 **Report Date:** 05/01/20

Method Blank Analysis
Batch Quality Control

Analytical Method: 1,8260C
Analytical Date: 04/29/20 18:48
Analyst: AJK

Parameter	Result	Qualifier	Units	RL	MDL
Volatile Organics by GC/MS - Westborough Lab for sample(s): 04 Batch: WG1366011-5					
1,2-Dibromo-3-chloropropane	ND		ug/l	2.5	--
Hexachlorobutadiene	ND		ug/l	0.50	--
Isopropylbenzene	ND		ug/l	0.50	--
p-Isopropyltoluene	ND		ug/l	0.50	--
Naphthalene	ND		ug/l	2.5	--
n-Propylbenzene	ND		ug/l	0.50	--
1,2,3-Trichlorobenzene	ND		ug/l	2.5	--
1,2,4-Trichlorobenzene	ND		ug/l	2.5	--
1,3,5-Trimethylbenzene	ND		ug/l	2.5	--
1,3,5-Trichlorobenzene	ND		ug/l	2.0	--
1,2,4-Trimethylbenzene	ND		ug/l	2.5	--
Ethyl ether	ND		ug/l	2.5	--
Isopropyl Ether	ND		ug/l	2.0	--
Tert-Butyl Alcohol	ND		ug/l	10	--
Ethyl-Tert-Butyl-Ether	ND		ug/l	2.0	--
Tertiary-Amyl Methyl Ether	ND		ug/l	2.0	--
1,4-Dioxane	ND		ug/l	250	--

Surrogate	%Recovery	Qualifier	Acceptance Criteria
1,2-Dichloroethane-d4	98		70-130
Toluene-d8	100		70-130
4-Bromofluorobenzene	97		70-130
Dibromofluoromethane	96		70-130

Project Name: TROY MILLS LANDFILL SUPERFUND **Lab Number:** L2017188

Project Number: 04.0190987.09 **Report Date:** 05/01/20

Method Blank Analysis
Batch Quality Control

Analytical Method: 1,8260C
Analytical Date: 04/30/20 08:04
Analyst: PD

Parameter	Result	Qualifier	Units	RL	MDL
Volatile Organics by GC/MS - Westborough Lab for sample(s): 03 Batch: WG1366067-5					
Methylene chloride	ND		ug/l	3.0	--
1,1-Dichloroethane	ND		ug/l	0.75	--
Chloroform	ND		ug/l	0.75	--
Carbon tetrachloride	ND		ug/l	0.50	--
1,2-Dichloropropane	ND		ug/l	1.8	--
Dibromochloromethane	ND		ug/l	0.50	--
1,1,2-Trichloroethane	ND		ug/l	0.75	--
Tetrachloroethene	ND		ug/l	0.50	--
Chlorobenzene	ND		ug/l	0.50	--
Trichlorofluoromethane	ND		ug/l	2.5	--
1,2-Dichloroethane	ND		ug/l	0.50	--
1,1,1-Trichloroethane	ND		ug/l	0.50	--
Bromodichloromethane	ND		ug/l	0.50	--
trans-1,3-Dichloropropene	ND		ug/l	0.50	--
cis-1,3-Dichloropropene	ND		ug/l	0.50	--
1,3-Dichloropropene, Total	ND		ug/l	0.50	--
1,1-Dichloropropene	ND		ug/l	2.5	--
Bromoform	ND		ug/l	2.0	--
1,1,2,2-Tetrachloroethane	ND		ug/l	0.50	--
Benzene	ND		ug/l	0.50	--
Toluene	ND		ug/l	0.75	--
Ethylbenzene	ND		ug/l	0.50	--
Chloromethane	ND		ug/l	2.5	--
Bromomethane	ND		ug/l	1.0	--
Vinyl chloride	ND		ug/l	1.0	--
Chloroethane	ND		ug/l	1.0	--
1,1-Dichloroethene	ND		ug/l	0.50	--
trans-1,2-Dichloroethene	ND		ug/l	0.75	--
1,2-Dichloroethene, Total	ND		ug/l	0.50	--

Project Name: TROY MILLS LANDFILL SUPERFUND **Lab Number:** L2017188

Project Number: 04.0190987.09 **Report Date:** 05/01/20

Method Blank Analysis
Batch Quality Control

Analytical Method: 1,8260C
Analytical Date: 04/30/20 08:04
Analyst: PD

Parameter	Result	Qualifier	Units	RL	MDL
Volatile Organics by GC/MS - Westborough Lab for sample(s): 03 Batch: WG1366067-5					
Trichloroethene	ND		ug/l	0.50	--
1,2-Dichlorobenzene	ND		ug/l	2.5	--
1,3-Dichlorobenzene	ND		ug/l	2.5	--
1,4-Dichlorobenzene	ND		ug/l	2.5	--
Methyl tert butyl ether	ND		ug/l	1.0	--
p/m-Xylene	ND		ug/l	1.0	--
o-Xylene	ND		ug/l	1.0	--
Xylenes, Total	ND		ug/l	1.0	--
cis-1,2-Dichloroethene	ND		ug/l	0.50	--
Dibromomethane	ND		ug/l	5.0	--
1,2,3-Trichloropropane	ND		ug/l	5.0	--
Styrene	ND		ug/l	1.0	--
Dichlorodifluoromethane	ND		ug/l	5.0	--
Acetone	ND		ug/l	5.0	--
Carbon disulfide	ND		ug/l	5.0	--
2-Butanone	ND		ug/l	5.0	--
4-Methyl-2-pentanone	ND		ug/l	5.0	--
2-Hexanone	ND		ug/l	5.0	--
Bromochloromethane	ND		ug/l	2.5	--
Tetrahydrofuran	ND		ug/l	5.0	--
2,2-Dichloropropane	ND		ug/l	2.5	--
1,2-Dibromoethane	ND		ug/l	2.0	--
1,1,1,2-Tetrachloroethane	ND		ug/l	0.50	--
Bromobenzene	ND		ug/l	2.5	--
n-Butylbenzene	ND		ug/l	0.50	--
sec-Butylbenzene	ND		ug/l	0.50	--
tert-Butylbenzene	ND		ug/l	2.5	--
o-Chlorotoluene	ND		ug/l	2.5	--
p-Chlorotoluene	ND		ug/l	2.5	--

Project Name: TROY MILLS LANDFILL SUPERFUND **Lab Number:** L2017188

Project Number: 04.0190987.09 **Report Date:** 05/01/20

Method Blank Analysis
Batch Quality Control

Analytical Method: 1,8260C
Analytical Date: 04/30/20 08:04
Analyst: PD

Parameter	Result	Qualifier	Units	RL	MDL
Volatile Organics by GC/MS - Westborough Lab for sample(s): 03 Batch: WG1366067-5					
1,2-Dibromo-3-chloropropane	ND		ug/l	2.5	--
Hexachlorobutadiene	ND		ug/l	0.50	--
Isopropylbenzene	ND		ug/l	0.50	--
p-Isopropyltoluene	ND		ug/l	0.50	--
Naphthalene	ND		ug/l	2.5	--
n-Propylbenzene	ND		ug/l	0.50	--
1,2,3-Trichlorobenzene	ND		ug/l	2.5	--
1,2,4-Trichlorobenzene	ND		ug/l	2.5	--
1,3,5-Trimethylbenzene	ND		ug/l	2.5	--
1,3,5-Trichlorobenzene	ND		ug/l	2.0	--
1,2,4-Trimethylbenzene	ND		ug/l	2.5	--
Ethyl ether	ND		ug/l	2.5	--
Isopropyl Ether	ND		ug/l	2.0	--
Tert-Butyl Alcohol	ND		ug/l	10	--
Ethyl-Tert-Butyl-Ether	ND		ug/l	2.0	--
Tertiary-Amyl Methyl Ether	ND		ug/l	2.0	--
1,4-Dioxane	ND		ug/l	250	--

Surrogate	%Recovery	Qualifier	Acceptance Criteria
1,2-Dichloroethane-d4	98		70-130
Toluene-d8	99		70-130
4-Bromofluorobenzene	95		70-130
Dibromofluoromethane	96		70-130

Lab Control Sample Analysis
Batch Quality Control

Project Name: TROY MILLS LANDFILL SUPERFUND
Project Number: 04.0190987.09

Lab Number: L2017188
Report Date: 05/01/20

Parameter	LCS %Recovery	Qual	LCSD %Recovery	Qual	%Recovery Limits	RPD	Qual	RPD Limits
Volatile Organics by GC/MS - Westborough Lab Associated sample(s): 01-02 Batch: WG1365962-3 WG1365962-4								
Methylene chloride	88		89		70-130	1		20
1,1-Dichloroethane	88		90		70-130	2		20
Chloroform	90		93		70-130	3		20
Carbon tetrachloride	95		96		63-132	1		20
1,2-Dichloropropane	88		90		70-130	2		20
Dibromochloromethane	86		93		63-130	8		20
1,1,2-Trichloroethane	86		90		70-130	5		20
Tetrachloroethene	90		91		70-130	1		20
Chlorobenzene	90		94		75-130	4		25
Trichlorofluoromethane	100		100		62-150	0		20
1,2-Dichloroethane	85		87		70-130	2		20
1,1,1-Trichloroethane	94		94		67-130	0		20
Bromodichloromethane	88		91		67-130	3		20
trans-1,3-Dichloropropene	86		89		70-130	3		20
cis-1,3-Dichloropropene	90		93		70-130	3		20
1,1-Dichloropropene	90		90		70-130	0		20
Bromoform	93		95		54-136	2		20
1,1,2,2-Tetrachloroethane	88		89		67-130	1		20
Benzene	92		94		70-130	2		25
Toluene	90		93		70-130	3		25
Ethylbenzene	87		89		70-130	2		20
Chloromethane	87		86		64-130	1		20
Bromomethane	67		71		39-139	6		20

Lab Control Sample Analysis

Batch Quality Control

Project Name: TROY MILLS LANDFILL SUPERFUND

Project Number: 04.0190987.09

Lab Number: L2017188

Report Date: 05/01/20

Parameter	LCS %Recovery	Qual	LCSD %Recovery	Qual	%Recovery Limits	RPD	Qual	RPD Limits
Volatile Organics by GC/MS - Westborough Lab Associated sample(s): 01-02 Batch: WG1365962-3 WG1365962-4								
Vinyl chloride	110		110		55-140	0		20
Chloroethane	98		100		55-138	2		20
1,1-Dichloroethene	95		96		61-145	1		25
trans-1,2-Dichloroethene	94		96		70-130	2		20
Trichloroethene	96		97		70-130	1		25
1,2-Dichlorobenzene	85		85		70-130	0		20
1,3-Dichlorobenzene	87		87		70-130	0		20
1,4-Dichlorobenzene	87		88		70-130	1		20
Methyl tert butyl ether	86		89		63-130	3		20
p/m-Xylene	90		90		70-130	0		20
o-Xylene	90		90		70-130	0		20
cis-1,2-Dichloroethene	95		97		70-130	2		20
Dibromomethane	92		95		70-130	3		20
1,2,3-Trichloropropane	84		88		64-130	5		20
Styrene	85		90		70-130	6		20
Dichlorodifluoromethane	140		140		36-147	0		20
Acetone	67		69		58-148	3		20
Carbon disulfide	91		91		51-130	0		20
2-Butanone	72		76		63-138	5		20
4-Methyl-2-pentanone	78		85		59-130	9		20
2-Hexanone	66		71		57-130	7		20
Bromochloromethane	100		100		70-130	0		20
Tetrahydrofuran	72		76		58-130	5		20

Lab Control Sample Analysis
Batch Quality Control

Project Name: TROY MILLS LANDFILL SUPERFUND
Project Number: 04.0190987.09

Lab Number: L2017188
Report Date: 05/01/20

Parameter	LCS %Recovery	Qual	LCSD %Recovery	Qual	%Recovery Limits	RPD	Qual	RPD Limits
Volatile Organics by GC/MS - Westborough Lab Associated sample(s): 01-02 Batch: WG1365962-3 WG1365962-4								
2,2-Dichloropropane	100		100		63-133	0		20
1,2-Dibromoethane	89		94		70-130	5		20
1,1,1,2-Tetrachloroethane	91		93		64-130	2		20
Bromobenzene	94		95		70-130	1		20
n-Butylbenzene	82		82		53-136	0		20
sec-Butylbenzene	83		83		70-130	0		20
tert-Butylbenzene	86		85		70-130	1		20
o-Chlorotoluene	86		85		70-130	1		20
p-Chlorotoluene	88		87		70-130	1		20
1,2-Dibromo-3-chloropropane	80		85		41-144	6		20
Hexachlorobutadiene	85		88		63-130	3		20
Isopropylbenzene	88		88		70-130	0		20
p-Isopropyltoluene	84		83		70-130	1		20
Naphthalene	**66**	Q	73		70-130	10		20
n-Propylbenzene	87		87		69-130	0		20
1,2,3-Trichlorobenzene	**67**	Q	74		70-130	10		20
1,2,4-Trichlorobenzene	79		79		70-130	0		20
1,3,5-Trimethylbenzene	86		85		64-130	1		20
1,3,5-Trichlorobenzene	84		84		70-130	0		20
1,2,4-Trimethylbenzene	85		84		70-130	1		20
Ethyl ether	89		89		59-134	0		20
Isopropyl Ether	80		83		70-130	4		20
Tert-Butyl Alcohol	80		94		70-130	16		20

Lab Control Sample Analysis

Batch Quality Control

Project Name: TROY MILLS LANDFILL SUPERFUND

Project Number: 04.0190987.09

Lab Number: L2017188

Report Date: 05/01/20

Parameter	LCS %Recovery	Qual	LCSD %Recovery	Qual	%Recovery Limits	RPD	Qual	RPD Limits
Volatile Organics by GC/MS - Westborough Lab Associated sample(s): 01-02 Batch: WG1365962-3 WG1365962-4								
Ethyl-Tert-Butyl-Ether	85		88		70-130	3		20
Tertiary-Amyl Methyl Ether	85		88		66-130	3		20
1,4-Dioxane	112		124		56-162	10		20

Surrogate	LCS %Recovery	Qual	LCSD %Recovery	Qual	Acceptance Criteria
1,2-Dichloroethane-d4	94		94		70-130
Toluene-d8	99		99		70-130
4-Bromofluorobenzene	102		100		70-130
Dibromofluoromethane	101		104		70-130

Lab Control Sample Analysis

Batch Quality Control

Project Name: TROY MILLS LANDFILL SUPERFUND

Project Number: 04.0190987.09

Lab Number: L2017188

Report Date: 05/01/20

Parameter	LCS %Recovery	Qual	LCSD %Recovery	Qual	%Recovery Limits	RPD	Qual	RPD Limits
Volatile Organics by GC/MS - Westborough Lab Associated sample(s): 04 Batch: WG1366011-3 WG1366011-4								
Methylene chloride	90		98		70-130	9		20
1,1-Dichloroethane	92		100		70-130	8		20
Chloroform	85		92		70-130	8		20
Carbon tetrachloride	81		94		63-132	15		20
1,2-Dichloropropane	91		100		70-130	9		20
Dibromochloromethane	78		85		63-130	9		20
1,1,2-Trichloroethane	83		90		70-130	8		20
Tetrachloroethene	85		94		70-130	10		20
Chlorobenzene	92		96		75-130	4		25
Trichlorofluoromethane	88		100		62-150	13		20
1,2-Dichloroethane	89		96		70-130	8		20
1,1,1-Trichloroethane	82		92		67-130	11		20
Bromodichloromethane	81		91		67-130	12		20
trans-1,3-Dichloropropene	78		84		70-130	7		20
cis-1,3-Dichloropropene	85		90		70-130	6		20
1,1-Dichloropropene	86		96		70-130	11		20
Bromoform	75		85		54-136	13		20
1,1,2,2-Tetrachloroethane	84		89		67-130	6		20
Benzene	86		94		70-130	9		25
Toluene	90		94		70-130	4		25
Ethylbenzene	88		95		70-130	8		20
Chloromethane	97		100		64-130	3		20
Bromomethane	63		64		39-139	2		20

Lab Control Sample Analysis

Batch Quality Control

Project Name: TROY MILLS LANDFILL SUPERFUND

Project Number: 04.0190987.09

Lab Number: L2017188

Report Date: 05/01/20

Parameter	LCS %Recovery	Qual	LCSD %Recovery	Qual	%Recovery Limits	RPD	Qual	RPD Limits
Volatile Organics by GC/MS - Westborough Lab Associated sample(s): 04 Batch: WG1366011-3 WG1366011-4								
Vinyl chloride	93		100		55-140	7		20
Chloroethane	88		95		55-138	8		20
1,1-Dichloroethene	84		95		61-145	12		25
trans-1,2-Dichloroethene	88		97		70-130	10		20
Trichloroethene	86		91		70-130	6		25
1,2-Dichlorobenzene	91		93		70-130	2		20
1,3-Dichlorobenzene	90		95		70-130	5		20
1,4-Dichlorobenzene	89		95		70-130	7		20
Methyl tert butyl ether	84		93		63-130	10		20
p/m-Xylene	90		95		70-130	5		20
o-Xylene	85		95		70-130	11		20
cis-1,2-Dichloroethene	87		95		70-130	9		20
Dibromomethane	87		92		70-130	6		20
1,2,3-Trichloropropane	84		93		64-130	10		20
Styrene	90		95		70-130	5		20
Dichlorodifluoromethane	84		92		36-147	9		20
Acetone	86		100		58-148	15		20
Carbon disulfide	87		98		51-130	12		20
2-Butanone	88		98		63-138	11		20
4-Methyl-2-pentanone	84		90		59-130	7		20
2-Hexanone	85		93		57-130	9		20
Bromochloromethane	87		96		70-130	10		20
Tetrahydrofuran	100		110		58-130	10		20

Lab Control Sample Analysis

Batch Quality Control

Project Name: TROY MILLS LANDFILL SUPERFUND

Project Number: 04.0190987.09

Lab Number: L2017188

Report Date: 05/01/20

Parameter	LCS %Recovery	Qual	LCSD %Recovery	Qual	%Recovery Limits	RPD	Qual	RPD Limits
Volatile Organics by GC/MS - Westborough Lab Associated sample(s): 04 Batch: WG1366011-3 WG1366011-4								
2,2-Dichloropropane	83		97		63-133	16		20
1,2-Dibromoethane	85		90		70-130	6		20
1,1,1,2-Tetrachloroethane	86		91		64-130	6		20
Bromobenzene	90		98		70-130	9		20
n-Butylbenzene	89		100		53-136	12		20
sec-Butylbenzene	89		98		70-130	10		20
tert-Butylbenzene	76		84		70-130	10		20
o-Chlorotoluene	89		95		70-130	7		20
p-Chlorotoluene	90		97		70-130	7		20
1,2-Dibromo-3-chloropropane	74		78		41-144	5		20
Hexachlorobutadiene	82		91		63-130	10		20
Isopropylbenzene	87		98		70-130	12		20
p-Isopropyltoluene	87		97		70-130	11		20
Naphthalene	81		90		70-130	11		20
n-Propylbenzene	90		99		69-130	10		20
1,2,3-Trichlorobenzene	88		95		70-130	8		20
1,2,4-Trichlorobenzene	87		93		70-130	7		20
1,3,5-Trimethylbenzene	87		96		64-130	10		20
1,3,5-Trichlorobenzene	90		98		70-130	9		20
1,2,4-Trimethylbenzene	89		96		70-130	8		20
Ethyl ether	84		90		59-134	7		20
Isopropyl Ether	98		110		70-130	12		20
Tert-Butyl Alcohol	80		92		70-130	14		20

Lab Control Sample Analysis

Batch Quality Control

Project Name: TROY MILLS LANDFILL SUPERFUND

Project Number: 04.0190987.09

Lab Number: L2017188

Report Date: 05/01/20

Parameter	LCS %Recovery	Qual	LCSD %Recovery	Qual	%Recovery Limits	RPD	Qual	RPD Limits
Volatile Organics by GC/MS - Westborough Lab Associated sample(s): 04 Batch: WG1366011-3 WG1366011-4								
Ethyl-Tert-Butyl-Ether	86		95		70-130	10		20
Tertiary-Amyl Methyl Ether	82		91		66-130	10		20
1,4-Dioxane	92		98		56-162	6		20

Surrogate	LCS %Recovery	Qual	LCSD %Recovery	Qual	Acceptance Criteria
1,2-Dichloroethane-d4	97		100		70-130
Toluene-d8	97		98		70-130
4-Bromofluorobenzene	97		98		70-130
Dibromofluoromethane	99		97		70-130

Lab Control Sample Analysis
Batch Quality Control

Project Name: TROY MILLS LANDFILL SUPERFUND
Project Number: 04.0190987.09

Lab Number: L2017188
Report Date: 05/01/20

Parameter	LCS %Recovery	Qual	LCSD %Recovery	Qual	%Recovery Limits	RPD	Qual	RPD Limits
Volatile Organics by GC/MS - Westborough Lab Associated sample(s): 03 Batch: WG1366067-3 WG1366067-4								
Methylene chloride	96		94		70-130	2		20
1,1-Dichloroethane	100		100		70-130	0		20
Chloroform	94		90		70-130	4		20
Carbon tetrachloride	89		82		63-132	8		20
1,2-Dichloropropane	100		98		70-130	2		20
Dibromochloromethane	87		87		63-130	0		20
1,1,2-Trichloroethane	90		87		70-130	3		20
Tetrachloroethene	89		83		70-130	7		20
Chlorobenzene	100		92		75-130	8		25
Trichlorofluoromethane	90		88		62-150	2		20
1,2-Dichloroethane	96		91		70-130	5		20
1,1,1-Trichloroethane	92		82		67-130	11		20
Bromodichloromethane	91		88		67-130	3		20
trans-1,3-Dichloropropene	88		86		70-130	2		20
cis-1,3-Dichloropropene	92		92		70-130	0		20
1,1-Dichloropropene	94		88		70-130	7		20
Bromoform	86		86		54-136	0		20
1,1,2,2-Tetrachloroethane	90		94		67-130	4		20
Benzene	95		92		70-130	3		25
Toluene	100		90		70-130	11		25
Ethylbenzene	97		88		70-130	10		20
Chloromethane	100		94		64-130	6		20
Bromomethane	64		58		39-139	10		20

Lab Control Sample Analysis

Batch Quality Control

Project Name: TROY MILLS LANDFILL SUPERFUND

Project Number: 04.0190987.09

Lab Number: L2017188

Report Date: 05/01/20

Parameter	LCS %Recovery	Qual	LCSD %Recovery	Qual	%Recovery Limits	RPD	Qual	RPD Limits
Volatile Organics by GC/MS - Westborough Lab Associated sample(s): 03 Batch: WG1366067-3 WG1366067-4								
Vinyl chloride	100		91		55-140	9		20
Chloroethane	100		96		55-138	4		20
1,1-Dichloroethene	96		92		61-145	4		25
trans-1,2-Dichloroethene	100		97		70-130	3		20
Trichloroethene	94		89		70-130	5		25
1,2-Dichlorobenzene	96		91		70-130	5		20
1,3-Dichlorobenzene	97		88		70-130	10		20
1,4-Dichlorobenzene	98		92		70-130	6		20
Methyl tert butyl ether	91		91		63-130	0		20
p/m-Xylene	95		85		70-130	11		20
o-Xylene	95		85		70-130	11		20
cis-1,2-Dichloroethene	100		96		70-130	4		20
Dibromomethane	92		93		70-130	1		20
1,2,3-Trichloropropane	90		91		64-130	1		20
Styrene	100		90		70-130	11		20
Dichlorodifluoromethane	94		80		36-147	16		20
Acetone	86		93		58-148	8		20
Carbon disulfide	100		91		51-130	9		20
2-Butanone	95		100		63-138	5		20
4-Methyl-2-pentanone	85		86		59-130	1		20
2-Hexanone	86		92		57-130	7		20
Bromochloromethane	94		96		70-130	2		20
Tetrahydrofuran	99		110		58-130	11		20

Lab Control Sample Analysis

Batch Quality Control

Project Name: TROY MILLS LANDFILL SUPERFUND

Project Number: 04.0190987.09

Lab Number: L2017188

Report Date: 05/01/20

Parameter	LCS %Recovery	Qual	LCSD %Recovery	Qual	%Recovery Limits	RPD	Qual	RPD Limits
Volatile Organics by GC/MS - Westborough Lab Associated sample(s): 03 Batch: WG1366067-3 WG1366067-4								
2,2-Dichloropropane	96		87		63-133	10		20
1,2-Dibromoethane	88		88		70-130	0		20
1,1,1,2-Tetrachloroethane	95		86		64-130	10		20
Bromobenzene	99		94		70-130	5		20
n-Butylbenzene	93		80		53-136	15		20
sec-Butylbenzene	92		82		70-130	11		20
tert-Butylbenzene	81		71		70-130	13		20
o-Chlorotoluene	96		89		70-130	8		20
p-Chlorotoluene	98		91		70-130	7		20
1,2-Dibromo-3-chloropropane	80		79		41-144	1		20
Hexachlorobutadiene	82		68		63-130	19		20
Isopropylbenzene	94		85		70-130	10		20
p-Isopropyltoluene	92		81		70-130	13		20
Naphthalene	83		83		70-130	0		20
n-Propylbenzene	96		85		69-130	12		20
1,2,3-Trichlorobenzene	90		87		70-130	3		20
1,2,4-Trichlorobenzene	92		84		70-130	9		20
1,3,5-Trimethylbenzene	94		84		64-130	11		20
1,3,5-Trichlorobenzene	93		86		70-130	8		20
1,2,4-Trimethylbenzene	96		87		70-130	10		20
Ethyl ether	93		96		59-134	3		20
Isopropyl Ether	110		100		70-130	10		20
Tert-Butyl Alcohol	82		90		70-130	9		20

Lab Control Sample Analysis

Batch Quality Control

Project Name: TROY MILLS LANDFILL SUPERFUND

Project Number: 04.0190987.09

Lab Number: L2017188

Report Date: 05/01/20

Parameter	LCS %Recovery	Qual	LCSD %Recovery	Qual	%Recovery Limits	RPD	Qual	RPD Limits
Volatile Organics by GC/MS - Westborough Lab Associated sample(s): 03 Batch: WG1366067-3 WG1366067-4								
Ethyl-Tert-Butyl-Ether	94		93		70-130	1		20
Tertiary-Amyl Methyl Ether	88		87		66-130	1		20
1,4-Dioxane	84		94		56-162	11		20

Surrogate	LCS %Recovery	Qual	LCSD %Recovery	Qual	Acceptance Criteria
1,2-Dichloroethane-d4	96		96		70-130
Toluene-d8	100		99		70-130
4-Bromofluorobenzene	98		99		70-130
Dibromofluoromethane	97		101		70-130

SEMIVOLATILES

Project Name: TROY MILLS LANDFILL SUPERFUND **Lab Number:** L2017188

Project Number: 04.0190987.09 **Report Date:** 05/01/20

SAMPLE RESULTS

Lab ID: L2017188-02
Client ID: TRY_MW-801
Sample Location: TROY, NH

Date Collected: 04/23/20 10:10
Date Received: 04/24/20
Field Prep: Not Specified

Sample Depth:
Matrix: Water
Analytical Method: 1,8270D
Analytical Date: 04/28/20 17:12
Analyst: SZ

Extraction Method: EPA 3510C
Extraction Date: 04/27/20 08:16

Parameter	Result	Qualifier	Units	RL	MDL	Dilution Factor
Semivolatile Organics by GC/MS - Westborough Lab						
Benzidine	ND		ug/l	20	--	1
1,2,4-Trichlorobenzene	ND		ug/l	5.0	--	1
Bis(2-chloroethyl)ether	ND		ug/l	2.0	--	1
1,2-Dichlorobenzene	ND		ug/l	2.0	--	1
1,3-Dichlorobenzene	ND		ug/l	2.0	--	1
1,4-Dichlorobenzene	ND		ug/l	2.0	--	1
3,3'-Dichlorobenzidine	ND		ug/l	5.0	--	1
2,4-Dinitrotoluene	ND		ug/l	5.0	--	1
2,6-Dinitrotoluene	ND		ug/l	5.0	--	1
Azobenzene	ND		ug/l	2.0	--	1
4-Chlorophenyl phenyl ether	ND		ug/l	2.0	--	1
4-Bromophenyl phenyl ether	ND		ug/l	2.0	--	1
Bis(2-chloroisopropyl)ether	ND		ug/l	2.0	--	1
Bis(2-chloroethoxy)methane	ND		ug/l	5.0	--	1
Hexachlorocyclopentadiene	ND		ug/l	20	--	1
Isophorone	ND		ug/l	5.0	--	1
Nitrobenzene	ND		ug/l	2.0	--	1
NDPA/DPA	ND		ug/l	2.0	--	1
n-Nitrosodi-n-propylamine	ND		ug/l	5.0	--	1
Bis(2-ethylhexyl)phthalate	ND		ug/l	3.0	--	1
Butyl benzyl phthalate	ND		ug/l	5.0	--	1
Di-n-butylphthalate	ND		ug/l	5.0	--	1
Di-n-octylphthalate	ND		ug/l	5.0	--	1
Diethyl phthalate	ND		ug/l	5.0	--	1
Dimethyl phthalate	ND		ug/l	5.0	--	1
Biphenyl	ND		ug/l	2.0	--	1
Aniline	ND		ug/l	2.0	--	1
4-Chloroaniline	ND		ug/l	5.0	--	1

Project Name: TROY MILLS LANDFILL SUPERFUND **Lab Number:** L2017188

Project Number: 04.0190987.09 **Report Date:** 05/01/20

SAMPLE RESULTS

Lab ID: L2017188-02 Date Collected: 04/23/20 10:10

Client ID: TRY_MW-801 Date Received: 04/24/20

Sample Location: TROY, NH Field Prep: Not Specified

Sample Depth:

Parameter	Result	Qualifier	Units	RL	MDL	Dilution Factor
Semivolatile Organics by GC/MS - Westborough Lab						
2-Nitroaniline	ND		ug/l	5.0	--	1
3-Nitroaniline	ND		ug/l	5.0	--	1
4-Nitroaniline	ND		ug/l	5.0	--	1
Dibenzofuran	ND		ug/l	2.0	--	1
n-Nitrosodimethylamine	ND		ug/l	2.0	--	1
2,4,6-Trichlorophenol	ND		ug/l	5.0	--	1
p-Chloro-m-cresol	ND		ug/l	2.0	--	1
2-Chlorophenol	ND		ug/l	2.0	--	1
2,4-Dichlorophenol	ND		ug/l	5.0	--	1
2,4-Dimethylphenol	ND		ug/l	5.0	--	1
2-Nitrophenol	ND		ug/l	10	--	1
4-Nitrophenol	ND		ug/l	10	--	1
2,4-Dinitrophenol	ND		ug/l	20	--	1
4,6-Dinitro-o-cresol	ND		ug/l	10	--	1
Phenol	ND		ug/l	5.0	--	1
2-Methylphenol	ND		ug/l	5.0	--	1
3-Methylphenol/4-Methylphenol	ND		ug/l	5.0	--	1
2,4,5-Trichlorophenol	ND		ug/l	5.0	--	1
Benzoic Acid	ND		ug/l	50	--	1
Benzyl Alcohol	ND		ug/l	2.0	--	1
Carbazole	ND		ug/l	2.0	--	1
Pyridine	ND		ug/l	3.5	--	1

Surrogate	% Recovery	Qualifier	Acceptance Criteria
2-Fluorophenol	55		21-120
Phenol-d6	52		10-120
Nitrobenzene-d5	45		23-120
2-Fluorobiphenyl	50		15-120
2,4,6-Tribromophenol	88		10-120
4-Terphenyl-d14	67		41-149

Project Name: TROY MILLS LANDFILL SUPERFUND **Lab Number:** L2017188

Project Number: 04.0190987.09 **Report Date:** 05/01/20

SAMPLE RESULTS

Lab ID: L2017188-02
Client ID: TRY_MW-801
Sample Location: TROY, NH

Date Collected: 04/23/20 10:10
Date Received: 04/24/20
Field Prep: Not Specified

Sample Depth:
Matrix: Water
Analytical Method: 1,8270D-SIM
Analytical Date: 04/29/20 13:52
Analyst: CB

Extraction Method: EPA 3510C
Extraction Date: 04/27/20 08:20

Parameter	Result	Qualifier	Units	RL	MDL	Dilution Factor
Semivolatile Organics by GC/MS-SIM - Westborough Lab						
Acenaphthene	ND		ug/l	0.10	--	1
2-Chloronaphthalene	ND		ug/l	0.20	--	1
Fluoranthene	ND		ug/l	0.10	--	1
Hexachlorobutadiene	ND		ug/l	0.50	--	1
Naphthalene	ND		ug/l	0.10	--	1
Benzo(a)anthracene	ND		ug/l	0.10	--	1
Benzo(a)pyrene	ND		ug/l	0.10	--	1
Benzo(b)fluoranthene	ND		ug/l	0.10	--	1
Benzo(k)fluoranthene	ND		ug/l	0.10	--	1
Chrysene	ND		ug/l	0.10	--	1
Acenaphthylene	ND		ug/l	0.10	--	1
Anthracene	ND		ug/l	0.10	--	1
Benzo(ghi)perylene	ND		ug/l	0.10	--	1
Fluorene	ND		ug/l	0.10	--	1
Phenanthrene	ND		ug/l	0.10	--	1
Dibenzo(a,h)anthracene	ND		ug/l	0.10	--	1
Indeno(1,2,3-cd)pyrene	ND		ug/l	0.10	--	1
Pyrene	ND		ug/l	0.10	--	1
1-Methylnaphthalene	ND		ug/l	0.10	--	1
2-Methylnaphthalene	ND		ug/l	0.10	--	1
Pentachlorophenol	ND		ug/l	0.80	--	1
Hexachlorobenzene	ND		ug/l	0.80	--	1
Hexachloroethane	ND		ug/l	0.80	--	1

Project Name: TROY MILLS LANDFILL SUPERFUND **Lab Number:** L2017188

Project Number: 04.0190987.09 **Report Date:** 05/01/20

SAMPLE RESULTS

Lab ID: L2017188-02 Date Collected: 04/23/20 10:10

Client ID: TRY_MW-801 Date Received: 04/24/20

Sample Location: TROY, NH Field Prep: Not Specified

Sample Depth:

Parameter	Result	Qualifier	Units	RL	MDL	Dilution Factor
Semivolatile Organics by GC/MS-SIM - Westborough Lab						

Surrogate	% Recovery	Qualifier	Acceptance Criteria
2-Fluorophenol	50		21-120
Phenol-d6	44		10-120
Nitrobenzene-d5	62		23-120
2-Fluorobiphenyl	64		15-120
2,4,6-Tribromophenol	91		10-120
4-Terphenyl-d14	84		41-149

Project Name: TROY MILLS LANDFILL SUPERFUND **Lab Number:** L2017188

Project Number: 04.0190987.09 **Report Date:** 05/01/20

SAMPLE RESULTS

Lab ID: L2017188-02
Client ID: TRY_MW-801
Sample Location: TROY, NH

Date Collected: 04/23/20 10:10
Date Received: 04/24/20
Field Prep: Not Specified

Sample Depth:
Matrix: Water
Analytical Method: 1,8270D-SIM
Analytical Date: 04/30/20 20:35
Analyst: PS

Extraction Method: EPA 3510C
Extraction Date: 04/27/20 21:00

Parameter	Result	Qualifier	Units	RL	MDL	Dilution Factor
1,4 Dioxane by 8270D-SIM - Mansfield Lab						
1,4-Dioxane	ND		ug/l	0.139	--	1

Surrogate	% Recovery	Qualifier	Acceptance Criteria
1,4-Dioxane-d8	48		15-110

Project Name: TROY MILLS LANDFILL SUPERFUND **Lab Number:** L2017188

Project Number: 04.0190987.09 **Report Date:** 05/01/20

SAMPLE RESULTS

Lab ID: L2017188-03
Client ID: TRY_MW-501X
Sample Location: TROY, NH

Date Collected: 04/23/20 13:00
Date Received: 04/24/20
Field Prep: Not Specified

Sample Depth:
Matrix: Water
Analytical Method: 1,8270D
Analytical Date: 04/28/20 17:39
Analyst: SZ

Extraction Method: EPA 3510C
Extraction Date: 04/27/20 08:16

Parameter	Result	Qualifier	Units	RL	MDL	Dilution Factor
Semivolatile Organics by GC/MS - Westborough Lab						
Benzidine	ND		ug/l	20	--	1
1,2,4-Trichlorobenzene	ND		ug/l	5.0	--	1
Bis(2-chloroethyl)ether	ND		ug/l	2.0	--	1
1,2-Dichlorobenzene	ND		ug/l	2.0	--	1
1,3-Dichlorobenzene	ND		ug/l	2.0	--	1
1,4-Dichlorobenzene	ND		ug/l	2.0	--	1
3,3'-Dichlorobenzidine	ND		ug/l	5.0	--	1
2,4-Dinitrotoluene	ND		ug/l	5.0	--	1
2,6-Dinitrotoluene	ND		ug/l	5.0	--	1
Azobenzene	ND		ug/l	2.0	--	1
4-Chlorophenyl phenyl ether	ND		ug/l	2.0	--	1
4-Bromophenyl phenyl ether	ND		ug/l	2.0	--	1
Bis(2-chloroisopropyl)ether	ND		ug/l	2.0	--	1
Bis(2-chloroethoxy)methane	ND		ug/l	5.0	--	1
Hexachlorocyclopentadiene	ND		ug/l	20	--	1
Isophorone	ND		ug/l	5.0	--	1
Nitrobenzene	ND		ug/l	2.0	--	1
NDPA/DPA	ND		ug/l	2.0	--	1
n-Nitrosodi-n-propylamine	ND		ug/l	5.0	--	1
Bis(2-ethylhexyl)phthalate	ND		ug/l	3.0	--	1
Butyl benzyl phthalate	ND		ug/l	5.0	--	1
Di-n-butylphthalate	ND		ug/l	5.0	--	1
Di-n-octylphthalate	ND		ug/l	5.0	--	1
Diethyl phthalate	ND		ug/l	5.0	--	1
Dimethyl phthalate	ND		ug/l	5.0	--	1
Biphenyl	ND		ug/l	2.0	--	1
Aniline	ND		ug/l	2.0	--	1
4-Chloroaniline	ND		ug/l	5.0	--	1

Project Name: TROY MILLS LANDFILL SUPERFUND **Lab Number:** L2017188

Project Number: 04.0190987.09 **Report Date:** 05/01/20

SAMPLE RESULTS

Lab ID: L2017188-03 Date Collected: 04/23/20 13:00

Client ID: TRY_MW-501X Date Received: 04/24/20

Sample Location: TROY, NH Field Prep: Not Specified

Sample Depth:

Parameter	Result	Qualifier	Units	RL	MDL	Dilution Factor
Semivolatile Organics by GC/MS - Westborough Lab						
2-Nitroaniline	ND		ug/l	5.0	--	1
3-Nitroaniline	ND		ug/l	5.0	--	1
4-Nitroaniline	ND		ug/l	5.0	--	1
Dibenzofuran	ND		ug/l	2.0	--	1
n-Nitrosodimethylamine	ND		ug/l	2.0	--	1
2,4,6-Trichlorophenol	ND		ug/l	5.0	--	1
p-Chloro-m-cresol	ND		ug/l	2.0	--	1
2-Chlorophenol	ND		ug/l	2.0	--	1
2,4-Dichlorophenol	ND		ug/l	5.0	--	1
2,4-Dimethylphenol	ND		ug/l	5.0	--	1
2-Nitrophenol	ND		ug/l	10	--	1
4-Nitrophenol	ND		ug/l	10	--	1
2,4-Dinitrophenol	ND		ug/l	20	--	1
4,6-Dinitro-o-cresol	ND		ug/l	10	--	1
Phenol	ND		ug/l	5.0	--	1
2-Methylphenol	ND		ug/l	5.0	--	1
3-Methylphenol/4-Methylphenol	ND		ug/l	5.0	--	1
2,4,5-Trichlorophenol	ND		ug/l	5.0	--	1
Benzoic Acid	ND		ug/l	50	--	1
Benzyl Alcohol	ND		ug/l	2.0	--	1
Carbazole	ND		ug/l	2.0	--	1
Pyridine	ND		ug/l	3.5	--	1

Surrogate	% Recovery	Qualifier	Acceptance Criteria
2-Fluorophenol	52		21-120
Phenol-d6	45		10-120
Nitrobenzene-d5	43		23-120
2-Fluorobiphenyl	46		15-120
2,4,6-Tribromophenol	68		10-120
4-Terphenyl-d14	52		41-149

Project Name: TROY MILLS LANDFILL SUPERFUND **Lab Number:** L2017188

Project Number: 04.0190987.09 **Report Date:** 05/01/20

SAMPLE RESULTS

Lab ID: L2017188-03
Client ID: TRY_MW-501X
Sample Location: TROY, NH

Date Collected: 04/23/20 13:00
Date Received: 04/24/20
Field Prep: Not Specified

Sample Depth:
Matrix: Water
Analytical Method: 1,8270D-SIM
Analytical Date: 04/29/20 14:09
Analyst: CB

Extraction Method: EPA 3510C
Extraction Date: 04/27/20 08:20

Parameter	Result	Qualifier	Units	RL	MDL	Dilution Factor
Semivolatile Organics by GC/MS-SIM - Westborough Lab						
Acenaphthene	ND		ug/l	0.10	--	1
2-Chloronaphthalene	ND		ug/l	0.20	--	1
Fluoranthene	ND		ug/l	0.10	--	1
Hexachlorobutadiene	ND		ug/l	0.50	--	1
Naphthalene	ND		ug/l	0.10	--	1
Benzo(a)anthracene	ND		ug/l	0.10	--	1
Benzo(a)pyrene	ND		ug/l	0.10	--	1
Benzo(b)fluoranthene	ND		ug/l	0.10	--	1
Benzo(k)fluoranthene	ND		ug/l	0.10	--	1
Chrysene	ND		ug/l	0.10	--	1
Acenaphthylene	ND		ug/l	0.10	--	1
Anthracene	ND		ug/l	0.10	--	1
Benzo(ghi)perylene	ND		ug/l	0.10	--	1
Fluorene	ND		ug/l	0.10	--	1
Phenanthrene	ND		ug/l	0.10	--	1
Dibenzo(a,h)anthracene	ND		ug/l	0.10	--	1
Indeno(1,2,3-cd)pyrene	ND		ug/l	0.10	--	1
Pyrene	ND		ug/l	0.10	--	1
1-Methylnaphthalene	ND		ug/l	0.10	--	1
2-Methylnaphthalene	ND		ug/l	0.10	--	1
Pentachlorophenol	ND		ug/l	0.80	--	1
Hexachlorobenzene	ND		ug/l	0.80	--	1
Hexachloroethane	ND		ug/l	0.80	--	1

Project Name: TROY MILLS LANDFILL SUPERFUND **Lab Number:** L2017188

Project Number: 04.0190987.09 **Report Date:** 05/01/20

SAMPLE RESULTS

Lab ID: L2017188-03 Date Collected: 04/23/20 13:00

Client ID: TRY_MW-501X Date Received: 04/24/20

Sample Location: TROY, NH Field Prep: Not Specified

Sample Depth:

Parameter	Result	Qualifier	Units	RL	MDL	Dilution Factor
Semivolatile Organics by GC/MS-SIM - Westborough Lab						

Surrogate	% Recovery	Qualifier	Acceptance Criteria
2-Fluorophenol	52		21-120
Phenol-d6	45		10-120
Nitrobenzene-d5	66		23-120
2-Fluorobiphenyl	75		15-120
2,4,6-Tribromophenol	76		10-120
4-Terphenyl-d14	72		41-149

Project Name: TROY MILLS LANDFILL SUPERFUND **Lab Number:** L2017188

Project Number: 04.0190987.09 **Report Date:** 05/01/20

SAMPLE RESULTS

Lab ID: L2017188-03
Client ID: TRY_MW-501X
Sample Location: TROY, NH

Date Collected: 04/23/20 13:00
Date Received: 04/24/20
Field Prep: Not Specified

Sample Depth:
Matrix: Water
Analytical Method: 1,8270D-SIM
Analytical Date: 04/30/20 21:00
Analyst: PS

Extraction Method: EPA 3510C
Extraction Date: 04/27/20 21:00

Parameter	Result	Qualifier	Units	RL	MDL	Dilution Factor
1,4 Dioxane by 8270D-SIM - Mansfield Lab						
1,4-Dioxane	ND		ug/l	0.144	--	1

Surrogate	% Recovery	Qualifier	Acceptance Criteria
1,4-Dioxane-d8	49		15-110

Project Name: TROY MILLS LANDFILL SUPERFUND **Lab Number:** L2017188

Project Number: 04.0190987.09 **Report Date:** 05/01/20

SAMPLE RESULTS

Lab ID: L2017188-04
Client ID: TRY_MW-501D
Sample Location: TROY, NH

Date Collected: 04/23/20 11:20
Date Received: 04/24/20
Field Prep: Not Specified

Sample Depth:
Matrix: Water
Analytical Method: 1,8270D
Analytical Date: 04/30/20 12:36
Analyst: JG

Extraction Method: EPA 3510C
Extraction Date: 04/27/20 08:16

Parameter	Result	Qualifier	Units	RL	MDL	Dilution Factor
Semivolatile Organics by GC/MS - Westborough Lab						
Benzidine	ND		ug/l	20	--	1
1,2,4-Trichlorobenzene	ND		ug/l	5.0	--	1
Bis(2-chloroethyl)ether	ND		ug/l	2.0	--	1
1,2-Dichlorobenzene	ND		ug/l	2.0	--	1
1,3-Dichlorobenzene	ND		ug/l	2.0	--	1
1,4-Dichlorobenzene	ND		ug/l	2.0	--	1
3,3'-Dichlorobenzidine	ND		ug/l	5.0	--	1
2,4-Dinitrotoluene	ND		ug/l	5.0	--	1
2,6-Dinitrotoluene	ND		ug/l	5.0	--	1
Azobenzene	ND		ug/l	2.0	--	1
4-Chlorophenyl phenyl ether	ND		ug/l	2.0	--	1
4-Bromophenyl phenyl ether	ND		ug/l	2.0	--	1
Bis(2-chloroisopropyl)ether	ND		ug/l	2.0	--	1
Bis(2-chloroethoxy)methane	ND		ug/l	5.0	--	1
Hexachlorocyclopentadiene	ND		ug/l	20	--	1
Isophorone	ND		ug/l	5.0	--	1
Nitrobenzene	ND		ug/l	2.0	--	1
NDPA/DPA	ND		ug/l	2.0	--	1
n-Nitrosodi-n-propylamine	ND		ug/l	5.0	--	1
Bis(2-ethylhexyl)phthalate	ND		ug/l	3.0	--	1
Butyl benzyl phthalate	ND		ug/l	5.0	--	1
Di-n-butylphthalate	ND		ug/l	5.0	--	1
Di-n-octylphthalate	ND		ug/l	5.0	--	1
Diethyl phthalate	ND		ug/l	5.0	--	1
Dimethyl phthalate	ND		ug/l	5.0	--	1
Biphenyl	ND		ug/l	2.0	--	1
Aniline	ND		ug/l	2.0	--	1
4-Chloroaniline	ND		ug/l	5.0	--	1

Project Name: TROY MILLS LANDFILL SUPERFUND **Lab Number:** L2017188

Project Number: 04.0190987.09 **Report Date:** 05/01/20

SAMPLE RESULTS

Lab ID: L2017188-04 Date Collected: 04/23/20 11:20

Client ID: TRY_MW-501D Date Received: 04/24/20

Sample Location: TROY, NH Field Prep: Not Specified

Sample Depth:

Parameter	Result	Qualifier	Units	RL	MDL	Dilution Factor
Semivolatile Organics by GC/MS - Westborough Lab						
2-Nitroaniline	ND		ug/l	5.0	--	1
3-Nitroaniline	ND		ug/l	5.0	--	1
4-Nitroaniline	ND		ug/l	5.0	--	1
Dibenzofuran	ND		ug/l	2.0	--	1
n-Nitrosodimethylamine	ND		ug/l	2.0	--	1
2,4,6-Trichlorophenol	ND		ug/l	5.0	--	1
p-Chloro-m-cresol	ND		ug/l	2.0	--	1
2-Chlorophenol	ND		ug/l	2.0	--	1
2,4-Dichlorophenol	ND		ug/l	5.0	--	1
2,4-Dimethylphenol	ND		ug/l	5.0	--	1
2-Nitrophenol	ND		ug/l	10	--	1
4-Nitrophenol	ND		ug/l	10	--	1
2,4-Dinitrophenol	ND		ug/l	20	--	1
4,6-Dinitro-o-cresol	ND		ug/l	10	--	1
Phenol	ND		ug/l	5.0	--	1
2-Methylphenol	ND		ug/l	5.0	--	1
3-Methylphenol/4-Methylphenol	ND		ug/l	5.0	--	1
2,4,5-Trichlorophenol	ND		ug/l	5.0	--	1
Benzoic Acid	ND		ug/l	50	--	1
Benzyl Alcohol	ND		ug/l	2.0	--	1
Carbazole	ND		ug/l	2.0	--	1
Pyridine	ND		ug/l	3.5	--	1

Surrogate	% Recovery	Qualifier	Acceptance Criteria
2-Fluorophenol	49		21-120
Phenol-d6	37		10-120
Nitrobenzene-d5	38		23-120
2-Fluorobiphenyl	41		15-120
2,4,6-Tribromophenol	41		10-120
4-Terphenyl-d14	50		41-149

Project Name: TROY MILLS LANDFILL SUPERFUND **Lab Number:** L2017188

Project Number: 04.0190987.09 **Report Date:** 05/01/20

SAMPLE RESULTS

Lab ID: L2017188-04
Client ID: TRY_MW-501D
Sample Location: TROY, NH

Date Collected: 04/23/20 11:20
Date Received: 04/24/20
Field Prep: Not Specified

Sample Depth:
Matrix: Water
Analytical Method: 1,8270D-SIM
Analytical Date: 04/29/20 14:25
Analyst: CB

Extraction Method: EPA 3510C
Extraction Date: 04/27/20 08:20

Parameter	Result	Qualifier	Units	RL	MDL	Dilution Factor
Semivolatile Organics by GC/MS-SIM - Westborough Lab						
Acenaphthene	ND		ug/l	0.10	--	1
2-Chloronaphthalene	ND		ug/l	0.20	--	1
Fluoranthene	ND		ug/l	0.10	--	1
Hexachlorobutadiene	ND		ug/l	0.50	--	1
Naphthalene	ND		ug/l	0.10	--	1
Benzo(a)anthracene	ND		ug/l	0.10	--	1
Benzo(a)pyrene	ND		ug/l	0.10	--	1
Benzo(b)fluoranthene	ND		ug/l	0.10	--	1
Benzo(k)fluoranthene	ND		ug/l	0.10	--	1
Chrysene	ND		ug/l	0.10	--	1
Acenaphthylene	ND		ug/l	0.10	--	1
Anthracene	ND		ug/l	0.10	--	1
Benzo(ghi)perylene	ND		ug/l	0.10	--	1
Fluorene	ND		ug/l	0.10	--	1
Phenanthrene	ND		ug/l	0.10	--	1
Dibenzo(a,h)anthracene	ND		ug/l	0.10	--	1
Indeno(1,2,3-cd)pyrene	ND		ug/l	0.10	--	1
Pyrene	ND		ug/l	0.10	--	1
1-Methylnaphthalene	ND		ug/l	0.10	--	1
2-Methylnaphthalene	ND		ug/l	0.10	--	1
Pentachlorophenol	ND		ug/l	0.80	--	1
Hexachlorobenzene	ND		ug/l	0.80	--	1
Hexachloroethane	ND		ug/l	0.80	--	1

Project Name: TROY MILLS LANDFILL SUPERFUND **Lab Number:** L2017188

Project Number: 04.0190987.09 **Report Date:** 05/01/20

SAMPLE RESULTS

Lab ID: L2017188-04 Date Collected: 04/23/20 11:20

Client ID: TRY_MW-501D Date Received: 04/24/20

Sample Location: TROY, NH Field Prep: Not Specified

Sample Depth:

Parameter	Result	Qualifier	Units	RL	MDL	Dilution Factor
Semivolatile Organics by GC/MS-SIM - Westborough Lab						

Surrogate	% Recovery	Qualifier	Acceptance Criteria
2-Fluorophenol	40		21-120
Phenol-d6	38		10-120
Nitrobenzene-d5	61		23-120
2-Fluorobiphenyl	69		15-120
2,4,6-Tribromophenol	47		10-120
4-Terphenyl-d14	76		41-149

Project Name: TROY MILLS LANDFILL SUPERFUND
Lab Number: L2017188
Project Number: 04.0190987.09
Report Date: 05/01/20

SAMPLE RESULTS

Lab ID: L2017188-04
Client ID: TRY_MW-501D
Sample Location: TROY, NH

Date Collected: 04/23/20 11:20
Date Received: 04/24/20
Field Prep: Not Specified

Sample Depth:
Matrix: Water
Analytical Method: 1,8270D-SIM
Analytical Date: 04/30/20 21:23
Analyst: PS

Extraction Method: EPA 3510C
Extraction Date: 04/27/20 21:00

Parameter	Result	Qualifier	Units	RL	MDL	Dilution Factor
1,4 Dioxane by 8270D-SIM - Mansfield Lab						
1,4-Dioxane	0.412		ug/l	0.144	--	1

Surrogate	% Recovery	Qualifier	Acceptance Criteria
1,4-Dioxane-d8	50		15-110

Project Name: TROY MILLS LANDFILL SUPERFUND **Lab Number:** L2017188

Project Number: 04.0190987.09 **Report Date:** 05/01/20

Method Blank Analysis
Batch Quality Control

Analytical Method: 1,8270D
Analytical Date: 04/28/20 13:34
Analyst: SZ

Extraction Method: EPA 3510C
Extraction Date: 04/27/20 08:17

Parameter	Result	Qualifier	Units	RL	MDL
Semivolatile Organics by GC/MS - Westborough Lab for sample(s): 02-04 Batch: WG1364795-1					
Acenaphthene	ND		ug/l	2.0	--
Benzidine	ND		ug/l	20	--
1,2,4-Trichlorobenzene	ND		ug/l	5.0	--
Hexachlorobenzene	ND		ug/l	2.0	--
Bis(2-chloroethyl)ether	ND		ug/l	2.0	--
2-Chloronaphthalene	ND		ug/l	2.0	--
1,2-Dichlorobenzene	ND		ug/l	2.0	--
1,3-Dichlorobenzene	ND		ug/l	2.0	--
1,4-Dichlorobenzene	ND		ug/l	2.0	--
3,3'-Dichlorobenzidine	ND		ug/l	5.0	--
2,4-Dinitrotoluene	ND		ug/l	5.0	--
2,6-Dinitrotoluene	ND		ug/l	5.0	--
Azobenzene	ND		ug/l	2.0	--
Fluoranthene	ND		ug/l	2.0	--
4-Chlorophenyl phenyl ether	ND		ug/l	2.0	--
4-Bromophenyl phenyl ether	ND		ug/l	2.0	--
Bis(2-chloroisopropyl)ether	ND		ug/l	2.0	--
Bis(2-chloroethoxy)methane	ND		ug/l	5.0	--
Hexachlorobutadiene	ND		ug/l	2.0	--
Hexachlorocyclopentadiene	ND		ug/l	20	--
Hexachloroethane	ND		ug/l	2.0	--
Isophorone	ND		ug/l	5.0	--
Naphthalene	ND		ug/l	2.0	--
Nitrobenzene	ND		ug/l	2.0	--
NDPA/DPA	ND		ug/l	2.0	--
n-Nitrosodi-n-propylamine	ND		ug/l	5.0	--
Bis(2-ethylhexyl)phthalate	ND		ug/l	3.0	--
Butyl benzyl phthalate	ND		ug/l	5.0	--
Di-n-butylphthalate	ND		ug/l	5.0	--

Project Name: TROY MILLS LANDFILL SUPERFUND **Lab Number:** L2017188

Project Number: 04.0190987.09 **Report Date:** 05/01/20

Method Blank Analysis
Batch Quality Control

Analytical Method: 1,8270D
Analytical Date: 04/28/20 13:34
Analyst: SZ

Extraction Method: EPA 3510C
Extraction Date: 04/27/20 08:17

Parameter	Result	Qualifier	Units	RL	MDL
Semivolatile Organics by GC/MS - Westborough Lab for sample(s): 02-04 Batch: WG1364795-1					
Di-n-octylphthalate	ND		ug/l	5.0	--
Diethyl phthalate	ND		ug/l	5.0	--
Dimethyl phthalate	ND		ug/l	5.0	--
Benzo(a)anthracene	ND		ug/l	2.0	--
Benzo(a)pyrene	ND		ug/l	2.0	--
Benzo(b)fluoranthene	ND		ug/l	2.0	--
Benzo(k)fluoranthene	ND		ug/l	2.0	--
Chrysene	ND		ug/l	2.0	--
Acenaphthylene	ND		ug/l	2.0	--
Anthracene	ND		ug/l	2.0	--
Benzo(ghi)perylene	ND		ug/l	2.0	--
Fluorene	ND		ug/l	2.0	--
Phenanthrene	ND		ug/l	2.0	--
Dibenzo(a,h)anthracene	ND		ug/l	2.0	--
Indeno(1,2,3-cd)pyrene	ND		ug/l	2.0	--
Pyrene	ND		ug/l	2.0	--
Biphenyl	ND		ug/l	2.0	--
Aniline	ND		ug/l	2.0	--
4-Chloroaniline	ND		ug/l	5.0	--
1-Methylnaphthalene	ND		ug/l	2.0	--
2-Nitroaniline	ND		ug/l	5.0	--
3-Nitroaniline	ND		ug/l	5.0	--
4-Nitroaniline	ND		ug/l	5.0	--
Dibenzofuran	ND		ug/l	2.0	--
2-Methylnaphthalene	ND		ug/l	2.0	--
n-Nitrosodimethylamine	ND		ug/l	2.0	--
2,4,6-Trichlorophenol	ND		ug/l	5.0	--
p-Chloro-m-cresol	ND		ug/l	2.0	--
2-Chlorophenol	ND		ug/l	2.0	--

Project Name: TROY MILLS LANDFILL SUPERFUND **Lab Number:** L2017188

Project Number: 04.0190987.09 **Report Date:** 05/01/20

Method Blank Analysis
Batch Quality Control

Analytical Method: 1,8270D
Analytical Date: 04/28/20 13:34
Analyst: SZ

Extraction Method: EPA 3510C
Extraction Date: 04/27/20 08:17

Parameter	Result	Qualifier	Units	RL	MDL
Semivolatile Organics by GC/MS - Westborough Lab for sample(s): 02-04 Batch: WG1364795-1					
2,4-Dichlorophenol	ND		ug/l	5.0	--
2,4-Dimethylphenol	ND		ug/l	5.0	--
2-Nitrophenol	ND		ug/l	10	--
4-Nitrophenol	ND		ug/l	10	--
2,4-Dinitrophenol	ND		ug/l	20	--
4,6-Dinitro-o-cresol	ND		ug/l	10	--
Pentachlorophenol	ND		ug/l	10	--
Phenol	ND		ug/l	5.0	--
2-Methylphenol	ND		ug/l	5.0	--
3-Methylphenol/4-Methylphenol	ND		ug/l	5.0	--
2,4,5-Trichlorophenol	ND		ug/l	5.0	--
Benzoic Acid	ND		ug/l	50	--
Benzyl Alcohol	ND		ug/l	2.0	--
Carbazole	ND		ug/l	2.0	--
Pyridine	ND		ug/l	3.5	--

Surrogate	%Recovery	Qualifier	Acceptance Criteria
2-Fluorophenol	63		21-120
Phenol-d6	51		10-120
Nitrobenzene-d5	48		23-120
2-Fluorobiphenyl	55		15-120
2,4,6-Tribromophenol	69		10-120
4-Terphenyl-d14	67		41-149

Project Name: TROY MILLS LANDFILL SUPERFUND **Lab Number:** L2017188

Project Number: 04.0190987.09 **Report Date:** 05/01/20

Method Blank Analysis
Batch Quality Control

Analytical Method: 1,8270D-SIM
Analytical Date: 04/28/20 10:58
Analyst: JJW

Extraction Method: EPA 3510C
Extraction Date: 04/27/20 08:20

Parameter	Result	Qualifier	Units	RL	MDL
Semivolatile Organics by GC/MS-SIM - Westborough Lab for sample(s): 02-04 Batch: WG1364799-1					
Acenaphthene	ND		ug/l	0.10	--
2-Chloronaphthalene	ND		ug/l	0.20	--
Fluoranthene	ND		ug/l	0.10	--
Hexachlorobutadiene	ND		ug/l	0.50	--
Naphthalene	ND		ug/l	0.10	--
Benzo(a)anthracene	ND		ug/l	0.10	--
Benzo(a)pyrene	ND		ug/l	0.10	--
Benzo(b)fluoranthene	ND		ug/l	0.10	--
Benzo(k)fluoranthene	ND		ug/l	0.10	--
Chrysene	ND		ug/l	0.10	--
Acenaphthylene	ND		ug/l	0.10	--
Anthracene	ND		ug/l	0.10	--
Benzo(ghi)perylene	ND		ug/l	0.10	--
Fluorene	ND		ug/l	0.10	--
Phenanthrene	ND		ug/l	0.10	--
Dibenzo(a,h)anthracene	ND		ug/l	0.10	--
Indeno(1,2,3-cd)pyrene	ND		ug/l	0.10	--
Pyrene	ND		ug/l	0.10	--
1-Methylnaphthalene	ND		ug/l	0.10	--
2-Methylnaphthalene	ND		ug/l	0.10	--
Pentachlorophenol	ND		ug/l	0.80	--
Hexachlorobenzene	ND		ug/l	0.80	--
Hexachloroethane	ND		ug/l	0.80	--

Project Name: TROY MILLS LANDFILL SUPERFUND
Project Number: 04.0190987.09
Lab Number: L2017188
Report Date: 05/01/20

Method Blank Analysis
Batch Quality Control

Analytical Method: 1,8270D-SIM
Analytical Date: 04/28/20 10:58
Analyst: JJW

Extraction Method: EPA 3510C
Extraction Date: 04/27/20 08:20

Parameter	Result	Qualifier	Units	RL	MDL
Semivolatile Organics by GC/MS-SIM - Westborough Lab for sample(s): 02-04 Batch: WG1364799-1					

Surrogate	%Recovery	Qualifier	Acceptance Criteria
2-Fluorophenol	59		21-120
Phenol-d6	51		10-120
Nitrobenzene-d5	70		23-120
2-Fluorobiphenyl	64		15-120
2,4,6-Tribromophenol	88		10-120
4-Terphenyl-d14	84		41-149

Project Name: TROY MILLS LANDFILL SUPERFUND
Project Number: 04.0190987.09
Lab Number: L2017188
Report Date: 05/01/20

Method Blank Analysis
Batch Quality Control

Analytical Method: 1,8270D-SIM
Analytical Date: 04/30/20 17:09
Analyst: PS

Extraction Method: EPA 3510C
Extraction Date: 04/27/20 21:00

Parameter	Result	Qualifier	Units	RL	MDL
1,4 Dioxane by 8270D-SIM - Mansfield Lab for sample(s): 02-04 Batch: WG1365040-1					
1,4-Dioxane	ND		ug/l	0.150	--

Surrogate	%Recovery	Qualifier	Acceptance Criteria
1,4-Dioxane-d8	52		15-110

Lab Control Sample Analysis

Batch Quality Control

Project Name: TROY MILLS LANDFILL SUPERFUND

Project Number: 04.0190987.09

Lab Number: L2017188

Report Date: 05/01/20

Parameter	LCS %Recovery	Qual	LCSD %Recovery	Qual	%Recovery Limits	RPD	Qual	RPD Limits
Semivolatile Organics by GC/MS - Westborough Lab Associated sample(s): 02-04 Batch: WG1364795-2 WG1364795-3								
Acenaphthene	57		73		37-111	25		30
Benzidine	**1**	Q	**3**	Q	10-75	**106**	Q	30
1,2,4-Trichlorobenzene	57		71		39-98	22		30
Hexachlorobenzene	64		92		40-140	**36**	Q	30
Bis(2-chloroethyl)ether	57		69		40-140	19		30
2-Chloronaphthalene	54		75		40-140	**33**	Q	30
1,2-Dichlorobenzene	55		66		40-140	18		30
1,3-Dichlorobenzene	55		64		40-140	15		30
1,4-Dichlorobenzene	56		62		36-97	10		30
3,3'-Dichlorobenzidine	50		64		40-140	25		30
2,4-Dinitrotoluene	61		83		48-143	**31**	Q	30
2,6-Dinitrotoluene	62		85		40-140	**31**	Q	30
Azobenzene	57		79		40-140	**32**	Q	30
Fluoranthene	61		89		40-140	**37**	Q	30
4-Chlorophenyl phenyl ether	61		82		40-140	29		30
4-Bromophenyl phenyl ether	64		88		40-140	**32**	Q	30
Bis(2-chloroisopropyl)ether	70		84		40-140	18		30
Bis(2-chloroethoxy)methane	60		78		40-140	26		30
Hexachlorobutadiene	53		63		40-140	17		30
Hexachlorocyclopentadiene	52		65		40-140	22		30
Hexachloroethane	48		54		40-140	12		30
Isophorone	60		80		40-140	29		30
Naphthalene	52		67		40-140	25		30

Lab Control Sample Analysis
Batch Quality Control

Project Name: TROY MILLS LANDFILL SUPERFUND
Project Number: 04.0190987.09

Lab Number: L2017188
Report Date: 05/01/20

Parameter	LCS %Recovery	Qual	LCSD %Recovery	Qual	%Recovery Limits	RPD	Qual	RPD Limits
Semivolatile Organics by GC/MS - Westborough Lab Associated sample(s): 02-04 Batch: WG1364795-2 WG1364795-3								
Nitrobenzene	53		65		40-140	20		30
NDPA/DPA	60		82		40-140	**31**	Q	30
n-Nitrosodi-n-propylamine	60		80		29-132	29		30
Bis(2-ethylhexyl)phthalate	57		81		40-140	**35**	Q	30
Butyl benzyl phthalate	58		84		40-140	**37**	Q	30
Di-n-butylphthalate	56		82		40-140	**38**	Q	30
Di-n-octylphthalate	59		80		40-140	30		30
Diethyl phthalate	58		80		40-140	**32**	Q	30
Dimethyl phthalate	56		81		40-140	**36**	Q	30
Benzo(a)anthracene	55		78		40-140	**35**	Q	30
Benzo(a)pyrene	52		71		40-140	**31**	Q	30
Benzo(b)fluoranthene	52		72		40-140	**32**	Q	30
Benzo(k)fluoranthene	60		89		40-140	**39**	Q	30
Chrysene	52		73		40-140	**34**	Q	30
Acenaphthylene	57		79		45-123	**32**	Q	30
Anthracene	55		80		40-140	**37**	Q	30
Benzo(ghi)perylene	61		87		40-140	**35**	Q	30
Fluorene	59		82		40-140	**33**	Q	30
Phenanthrene	53		77		40-140	**37**	Q	30
Dibenzo(a,h)anthracene	59		84		40-140	**35**	Q	30
Indeno(1,2,3-cd)pyrene	56		81		40-140	**36**	Q	30
Pyrene	56		82		26-127	**38**	Q	30
Biphenyl	62		84		40-140	30		30

Lab Control Sample Analysis

Batch Quality Control

Project Name: TROY MILLS LANDFILL SUPERFUND

Project Number: 04.0190987.09

Lab Number: L2017188

Report Date: 05/01/20

Parameter	LCS %Recovery	Qual	LCSD %Recovery	Qual	%Recovery Limits	RPD	Qual	RPD Limits
Semivolatile Organics by GC/MS - Westborough Lab Associated sample(s): 02-04 Batch: WG1364795-2 WG1364795-3								
Aniline	**27**	Q	**38**	Q	40-140	**34**	Q	30
4-Chloroaniline	46		67		40-140	**37**	Q	30
1-Methylnaphthalene	46		60		41-103	26		30
2-Nitroaniline	58		86		52-143	**39**	Q	30
3-Nitroaniline	51		68		25-145	29		30
4-Nitroaniline	**50**	Q	70		51-143	**33**	Q	30
Dibenzofuran	57		76		40-140	29		30
2-Methylnaphthalene	55		75		40-140	**31**	Q	30
n-Nitrosodimethylamine	47		54		22-74	14		30
2,4,6-Trichlorophenol	59		81		30-130	**31**	Q	30
p-Chloro-m-cresol	55		78		23-97	**35**	Q	30
2-Chlorophenol	60		74		27-123	21		30
2,4-Dichlorophenol	64		83		30-130	26		30
2,4-Dimethylphenol	32		44		30-130	**32**	Q	30
2-Nitrophenol	61		78		30-130	24		30
4-Nitrophenol	53		75		10-80	**34**	Q	30
2,4-Dinitrophenol	72		84		20-130	15		30
4,6-Dinitro-o-cresol	71		96		20-164	30		30
Pentachlorophenol	70		84		9-103	18		30
Phenol	47		61		12-110	26		30
2-Methylphenol	57		73		30-130	25		30
3-Methylphenol/4-Methylphenol	60		81		30-130	30		30
2,4,5-Trichlorophenol	61		84		30-130	**32**	Q	30

Lab Control Sample Analysis

Batch Quality Control

Project Name: TROY MILLS LANDFILL SUPERFUND

Project Number: 04.0190987.09

Lab Number: L2017188

Report Date: 05/01/20

Parameter	LCS %Recovery	Qual	LCSD %Recovery	Qual	%Recovery Limits	RPD	Qual	RPD Limits
Semivolatile Organics by GC/MS - Westborough Lab Associated sample(s): 02-04 Batch: WG1364795-2 WG1364795-3								
Benzoic Acid	50		**0**	Q	10-164	NC		30
Benzyl Alcohol	47		65		26-116	**32**	Q	30
Carbazole	55		81		55-144	**38**	Q	30
Pyridine	20		40		10-66	**67**	Q	30

Surrogate	LCS %Recovery	Qual	LCSD %Recovery	Qual	Acceptance Criteria
2-Fluorophenol	48		60		21-120
Phenol-d6	43		57		10-120
Nitrobenzene-d5	39		49		23-120
2-Fluorobiphenyl	40		54		15-120
2,4,6-Tribromophenol	64		86		10-120
4-Terphenyl-d14	49		70		41-149

Lab Control Sample Analysis
Batch Quality Control

Project Name: TROY MILLS LANDFILL SUPERFUND
Project Number: 04.0190987.09

Lab Number: L2017188
Report Date: 05/01/20

Parameter	LCS %Recovery	Qual	LCSD %Recovery	Qual	%Recovery Limits	RPD	Qual	RPD Limits
Semivolatile Organics by GC/MS-SIM - Westborough Lab Associated sample(s): 02-04 Batch: WG1364799-2 WG1364799-3								
Acenaphthene	56		53		40-140	6		40
2-Chloronaphthalene	55		52		40-140	6		40
Fluoranthene	61		59		40-140	3		40
Hexachlorobutadiene	52		50		40-140	4		40
Naphthalene	53		51		40-140	4		40
Benzo(a)anthracene	64		59		40-140	8		40
Benzo(a)pyrene	66		63		40-140	5		40
Benzo(b)fluoranthene	70		64		40-140	9		40
Benzo(k)fluoranthene	60		60		40-140	0		40
Chrysene	60		57		40-140	5		40
Acenaphthylene	54		52		40-140	4		40
Anthracene	60		56		40-140	7		40
Benzo(ghi)perylene	63		58		40-140	8		40
Fluorene	59		55		40-140	7		40
Phenanthrene	58		54		40-140	7		40
Dibenzo(a,h)anthracene	67		63		40-140	6		40
Indeno(1,2,3-cd)pyrene	72		67		40-140	7		40
Pyrene	61		57		40-140	7		40
1-Methylnaphthalene	55		53		40-140	4		40
2-Methylnaphthalene	55		52		40-140	6		40
Pentachlorophenol	51		42		40-140	19		40
Hexachlorobenzene	63		59		40-140	7		40
Hexachloroethane	52		52		40-140	0		40

Lab Control Sample Analysis

Batch Quality Control

Project Name: TROY MILLS LANDFILL SUPERFUND

Project Number: 04.0190987.09

Lab Number: L2017188

Report Date: 05/01/20

Parameter	LCS %Recovery	Qual	LCSD %Recovery	Qual	%Recovery Limits	RPD	Qual	RPD Limits

Semivolatile Organics by GC/MS-SIM - Westborough Lab Associated sample(s): 02-04 Batch: WG1364799-2 WG1364799-3

Surrogate	LCS %Recovery	Qual	LCSD %Recovery	Qual	Acceptance Criteria
2-Fluorophenol	53		50		21-120
Phenol-d6	46		42		10-120
Nitrobenzene-d5	61		58		23-120
2-Fluorobiphenyl	56		54		15-120
2,4,6-Tribromophenol	78		72		10-120
4-Terphenyl-d14	71		67		41-149

Lab Control Sample Analysis

Batch Quality Control

Project Name: TROY MILLS LANDFILL SUPERFUND

Project Number: 04.0190987.09

Lab Number: L2017188

Report Date: 05/01/20

Parameter	LCS %Recovery	Qual	LCSD %Recovery	Qual	%Recovery Limits	RPD	Qual	RPD Limits
1,4 Dioxane by 8270D-SIM - Mansfield Lab	Associated sample(s): 02-04		Batch: WG1365040-2 WG1365040-3					
1,4-Dioxane	114		112		40-140	2		30

Surrogate	LCS %Recovery	Qual	LCSD %Recovery	Qual	Acceptance Criteria
1,4-Dioxane-d8	52		52		15-110

METALS

Project Name: TROY MILLS LANDFILL SUPERFUND
Lab Number: L2017188
Project Number: 04.0190987.09
Report Date: 05/01/20

SAMPLE RESULTS

Lab ID: L2017188-02
Client ID: TRY_MW-801
Sample Location: TROY, NH
Date Collected: 04/23/20 10:10
Date Received: 04/24/20
Field Prep: Not Specified

Sample Depth:
Matrix: Water

Parameter	Result	Qualifier	Units	RL	MDL	Dilution Factor	Date Prepared	Date Analyzed	Prep Method	Analytical Method	Analyst
Total Metals - Mansfield Lab											
Arsenic, Total	0.00169		mg/l	0.00050	--	1	04/27/20 18:32	04/28/20 17:37	EPA 3005A	1,6020B	AM
Manganese, Total	10.78		mg/l	0.05000	--	50	04/27/20 18:32	04/29/20 11:14	EPA 3005A	1,6020B	AM

Project Name: TROY MILLS LANDFILL SUPERFUND
Lab Number: L2017188
Project Number: 04.0190987.09
Report Date: 05/01/20

SAMPLE RESULTS

Lab ID: L2017188-03
Client ID: TRY_MW-501X
Sample Location: TROY, NH
Date Collected: 04/23/20 13:00
Date Received: 04/24/20
Field Prep: Not Specified

Sample Depth:
Matrix: Water

Parameter	Result	Qualifier	Units	RL	MDL	Dilution Factor	Date Prepared	Date Analyzed	Prep Method	Analytical Method	Analyst
Total Metals - Mansfield Lab											
Arsenic, Total	0.00108		mg/l	0.00050	--	1	04/27/20 18:32	04/28/20 17:43	EPA 3005A	1,6020B	AM
Manganese, Total	2.895		mg/l	0.00100	--	1	04/27/20 18:32	04/28/20 17:43	EPA 3005A	1,6020B	AM

Project Name: TROY MILLS LANDFILL SUPERFUND
Lab Number: L2017188
Project Number: 04.0190987.09
Report Date: 05/01/20

SAMPLE RESULTS

Lab ID: L2017188-04
Client ID: TRY_MW-501D
Sample Location: TROY, NH
Date Collected: 04/23/20 11:20
Date Received: 04/24/20
Field Prep: Not Specified

Sample Depth:
Matrix: Water

Parameter	Result	Qualifier	Units	RL	MDL	Dilution Factor	Date Prepared	Date Analyzed	Prep Method	Analytical Method	Analyst
Total Metals - Mansfield Lab											
Arsenic, Total	0.00060		mg/l	0.00050	--	1	04/27/20 18:32	04/28/20 17:48	EPA 3005A	1,6020B	AM
Manganese, Total	0.05204		mg/l	0.00100	--	1	04/27/20 18:32	04/28/20 17:48	EPA 3005A	1,6020B	AM

Project Name: TROY MILLS LANDFILL SUPERFUND **Lab Number:** L2017188

Project Number: 04.0190987.09 **Report Date:** 05/01/20

Method Blank Analysis
Batch Quality Control

Parameter	Result	Qualifier	Units	RL	MDL	Dilution Factor	Date Prepared	Date Analyzed	Analytical Method	Analyst
Total Metals - Mansfield Lab for sample(s): 02-04 Batch: WG1364863-1										
Arsenic, Total	ND		mg/l	0.00050	--	1	04/27/20 18:32	04/28/20 15:19	1,6020B	AM
Manganese, Total	ND		mg/l	0.00100	--	1	04/27/20 18:32	04/28/20 15:19	1,6020B	AM

Prep Information

Digestion Method: EPA 3005A

Lab Control Sample Analysis

Batch Quality Control

Project Name: TROY MILLS LANDFILL SUPERFUND

Project Number: 04.0190987.09

Lab Number: L2017188

Report Date: 05/01/20

Parameter	LCS %Recovery	Qual	LCSD %Recovery	Qual	%Recovery Limits	RPD	Qual	RPD Limits
Total Metals - Mansfield Lab Associated sample(s): 02-04 Batch: WG1364863-2								
Arsenic, Total	105		-		80-120	-		
Manganese, Total	99		-		80-120	-		

Matrix Spike Analysis
Batch Quality Control

Project Name: TROY MILLS LANDFILL SUPERFUND
Project Number: 04.0190987.09

Lab Number: L2017188
Report Date: 05/01/20

Parameter	Native Sample	MS Added	MS Found	MS %Recovery	Qual	MSD Found	MSD %Recovery	Qual	Recovery Limits	RPD	Qual	RPD Limits
Total Metals - Mansfield Lab Associated sample(s): 02-04 QC Batch ID: WG1364863-3 QC Sample: L2016820-01 Client ID: MS Sample												
Arsenic, Total	ND	0.12	0.1455	121		-	-		75-125	-		20
Manganese, Total	ND	0.5	0.5571	111		-	-		75-125	-		20

Lab Duplicate Analysis

Batch Quality Control

Project Name: TROY MILLS LANDFILL SUPERFUND

Project Number: 04.0190987.09

Lab Number: L2017188

Report Date: 05/01/20

Parameter	Native Sample	Duplicate Sample	Units	RPD	Qual	RPD Limits
Total Metals - Mansfield Lab Associated sample(s): 02-04 QC Batch ID: WG1364863-4 QC Sample: L2016820-01 Client ID: DUP Sample						
Arsenic, Total	ND	ND	mg/l	NC		20
Manganese, Total	ND	ND	mg/l	NC		20

Project Name: TROY MILLS LANDFILL SUPERFUND
Project Number: 04.0190987.09

Lab Number: L2017188
Report Date: 05/01/20

Sample Receipt and Container Information

Were project specific reporting limits specified? YES

Cooler Information

Cooler	Custody Seal
A	Absent

Container Information

Container ID	Container Type	Cooler	Initial pH	Final pH	Temp deg C	Pres	Seal	Frozen Date/Time	Analysis(*)
L2017188-01A	Vial HCl preserved	A	NA		3.0	Y	Absent		8260-NH(14)
L2017188-02A	Vial HCl preserved	A	NA		3.0	Y	Absent		8260-NH(14)
L2017188-02B	Vial HCl preserved	A	NA		3.0	Y	Absent		8260-NH(14)
L2017188-02C	Vial HCl preserved	A	NA		3.0	Y	Absent		8260-NH(14)
L2017188-02D	Plastic 250ml HNO3 preserved	A	<2	<2	3.0	Y	Absent		MN-6020T(180),AS-6020T(180)
L2017188-02E	Amber 250ml unpreserved	A	NA		3.0	Y	Absent		8270TCL-LVI(7),8270TCL-SIM-LVI(7)
L2017188-02F	Amber 250ml unpreserved	A	NA		3.0	Y	Absent		8270TCL-LVI(7),8270TCL-SIM-LVI(7)
L2017188-02G	Amber 250ml unpreserved	A	NA		3.0	Y	Absent		A2-14-DIOXANESIM-PPB(7)
L2017188-02H	Amber 250ml unpreserved	A	NA		3.0	Y	Absent		A2-14-DIOXANESIM-PPB(7)
L2017188-03A	Vial HCl preserved	A	NA		3.0	Y	Absent		8260-NH(14)
L2017188-03B	Vial HCl preserved	A	NA		3.0	Y	Absent		8260-NH(14)
L2017188-03C	Vial HCl preserved	A	NA		3.0	Y	Absent		8260-NH(14)
L2017188-03D	Plastic 250ml HNO3 preserved	A	<2	<2	3.0	Y	Absent		MN-6020T(180),AS-6020T(180)
L2017188-03E	Amber 250ml unpreserved	A	NA		3.0	Y	Absent		8270TCL-LVI(7),8270TCL-SIM-LVI(7)
L2017188-03F	Amber 250ml unpreserved	A	NA		3.0	Y	Absent		8270TCL-LVI(7),8270TCL-SIM-LVI(7)
L2017188-03G	Amber 250ml unpreserved	A	NA		3.0	Y	Absent		A2-14-DIOXANESIM-PPB(7)
L2017188-03H	Amber 250ml unpreserved	A	NA		3.0	Y	Absent		A2-14-DIOXANESIM-PPB(7)
L2017188-04A	Vial HCl preserved	A	NA		3.0	Y	Absent		8260-NH(14)
L2017188-04B	Vial HCl preserved	A	NA		3.0	Y	Absent		8260-NH(14)
L2017188-04C	Vial HCl preserved	A	NA		3.0	Y	Absent		8260-NH(14)
L2017188-04D	Plastic 250ml HNO3 preserved	A	<2	<2	3.0	Y	Absent		MN-6020T(180),AS-6020T(180)
L2017188-04E	Amber 250ml unpreserved	A	NA		3.0	Y	Absent		8270TCL-LVI(7),8270TCL-SIM-LVI(7)
L2017188-04F	Amber 250ml unpreserved	A	NA		3.0	Y	Absent		8270TCL-LVI(7),8270TCL-SIM-LVI(7)

*Values in parentheses indicate holding time in days

Project Name: TROY MILLS LANDFILL SUPERFUND
Project Number: 04.0190987.09

Lab Number: L2017188
Report Date: 05/01/20

Container Information

Container ID	Container Type	Cooler	Initial pH	Final pH	Temp deg C	Pres	Seal	Frozen Date/Time	Analysis(*)
L2017188-04G	Amber 250ml unpreserved	A	NA		3.0	Y	Absent		A2-14-DIOXANESIM-PPB(7)
L2017188-04H	Amber 250ml unpreserved	A	NA		3.0	Y	Absent		A2-14-DIOXANESIM-PPB(7)

*Values in parentheses indicate holding time in days

Project Name:	TROY MILLS LANDFILL SUPERFUND	**Lab Number:**	L2017188
Project Number:	04.0190987.09	**Report Date:**	05/01/20

GLOSSARY

Acronyms

DL	- Detection Limit: This value represents the level to which target analyte concentrations are reported as estimated values, when those target analyte concentrations are quantified below the limit of quantitation (LOQ). The DL includes any adjustments from dilutions, concentrations or moisture content, where applicable. (DoD report formats only.)
EDL	- Estimated Detection Limit: This value represents the level to which target analyte concentrations are reported as estimated values, when those target analyte concentrations are quantified below the reporting limit (RL). The EDL includes any adjustments from dilutions, concentrations or moisture content, where applicable. The use of EDLs is specific to the analysis of PAHs using Solid-Phase Microextraction (SPME).
EMPC	- Estimated Maximum Possible Concentration: The concentration that results from the signal present at the retention time of an analyte when the ions meet all of the identification criteria except the ion abundance ratio criteria. An EMPC is a worst-case estimate of the concentration.
EPA	- Environmental Protection Agency.
LCS	- Laboratory Control Sample: A sample matrix, free from the analytes of interest, spiked with verified known amounts of analytes or a material containing known and verified amounts of analytes.
LCSD	- Laboratory Control Sample Duplicate: Refer to LCS.
LFB	- Laboratory Fortified Blank: A sample matrix, free from the analytes of interest, spiked with verified known amounts of analytes or a material containing known and verified amounts of analytes.
LOD	- Limit of Detection: This value represents the level to which a target analyte can reliably be detected for a specific analyte in a specific matrix by a specific method. The LOD includes any adjustments from dilutions, concentrations or moisture content, where applicable. (DoD report formats only.)
LOQ	- Limit of Quantitation: The value at which an instrument can accurately measure an analyte at a specific concentration. The LOQ includes any adjustments from dilutions, concentrations or moisture content, where applicable. (DoD report formats only.) Limit of Quantitation: The value at which an instrument can accurately measure an analyte at a specific concentration. The LOQ includes any adjustments from dilutions, concentrations or moisture content, where applicable. (DoD report formats only.)
MDL	- Method Detection Limit: This value represents the level to which target analyte concentrations are reported as estimated values, when those target analyte concentrations are quantified below the reporting limit (RL). The MDL includes any adjustments from dilutions, concentrations or moisture content, where applicable.
MS	- Matrix Spike Sample: A sample prepared by adding a known mass of target analyte to a specified amount of matrix sample for which an independent estimate of target analyte concentration is available. For Method 332.0, the spike recovery is calculated using the native concentration, including estimated values.
MSD	- Matrix Spike Sample Duplicate: Refer to MS.
NA	- Not Applicable.
NC	- Not Calculated: Term is utilized when one or more of the results utilized in the calculation are non-detect at the parameter's reporting unit.
NDPA/DPA	- N-Nitrosodiphenylamine/Diphenylamine.
NI	- Not Ignitable.
NP	- Non-Plastic: Term is utilized for the analysis of Atterberg Limits in soil.
RL	- Reporting Limit: The value at which an instrument can accurately measure an analyte at a specific concentration. The RL includes any adjustments from dilutions, concentrations or moisture content, where applicable.
RPD	- Relative Percent Difference: The results from matrix and/or matrix spike duplicates are primarily designed to assess the precision of analytical results in a given matrix and are expressed as relative percent difference (RPD). Values which are less than five times the reporting limit for any individual parameter are evaluated by utilizing the absolute difference between the values; although the RPD value will be provided in the report.
SRM	- Standard Reference Material: A reference sample of a known or certified value that is of the same or similar matrix as the associated field samples.
STLP	- Semi-dynamic Tank Leaching Procedure per EPA Method 1315.
TEF	- Toxic Equivalency Factors: The values assigned to each dioxin and furan to evaluate their toxicity relative to 2,3,7,8-TCDD.
TEQ	- Toxic Equivalent: The measure of a sample's toxicity derived by multiplying each dioxin and furan by its corresponding TEF and then summing the resulting values.
TIC	- Tentatively Identified Compound: A compound that has been identified to be present and is not part of the target compound list (TCL) for the method and/or program. All TICs are qualitatively identified and reported as estimated concentrations.

Footnotes

Report Format: Data Usability Report

Project Name:	TROY MILLS LANDFILL SUPERFUND	**Lab Number:**	L2017188
Project Number:	04.0190987.09	**Report Date:**	05/01/20

1 - The reference for this analyte should be considered modified since this analyte is absent from the target analyte list of the original method.

Terms

Analytical Method: Both the document from which the method originates and the analytical reference method. (Example: EPA 8260B is shown as 1,8260B.) The codes for the reference method documents are provided in the References section of the Addendum.

Difference: With respect to Total Oxidizable Precursor (TOP) Assay analysis, the difference is defined as the Post-Treatment value minus the Pre-Treatment value.

Final pH: As it pertains to Sample Receipt & Container Information section of the report, Final pH reflects pH of container determined after adjustment at the laboratory, if applicable. If no adjustment required, value reflects Initial pH.

Frozen Date/Time: With respect to Volatile Organics in soil, Frozen Date/Time reflects the date/time at which associated Reagent Water-preserved vials were initially frozen. Note: If frozen date/time is beyond 48 hours from sample collection, value will be reflected in 'bold'.

Initial pH: As it pertains to Sample Receipt & Container Information section of the report, Initial pH reflects pH of container determined upon receipt, if applicable.

PAH Total: With respect to Alkylated PAH analyses, the 'PAHs, Total' result is defined as the summation of results for all or a subset of the following compounds: Naphthalene, C1-C4 Naphthalenes, 2-Methylnaphthalene, 1-Methylnaphthalene, Biphenyl, Acenaphthylene, Acenaphthene, Fluorene, C1-C3 Fluorenes, Phenanthrene, C1-C4 Phenanthrenes/Anthracenes, Anthracene, Fluoranthene, Pyrene, C1-C4 Fluoranthenes/Pyrenes, Benz(a)anthracene, Chrysene, C1-C4 Chrysenes, Benzo(b)fluoranthene, Benzo(j)+(k)fluoranthene, Benzo(e)pyrene, Benzo(a)pyrene, Perylene, Indeno(1,2,3-cd)pyrene, Dibenz(ah)+(ac)anthracene, Benzo(g,h,i)perylene. If a 'Total' result is requested, the results of its individual components will also be reported.

PFAS Total: With respect to PFAS analyses, the 'PFAS, Total (5)' result is defined as the summation of results for: PFHpA, PFHxS, PFOA, PFNA and PFOS. If a 'Total' result is requested, the results of its individual components will also be reported.

The target compound Chlordane (CAS No. 57-74-9) is reported for GC ECD analyses. Per EPA,this compound "refers to a mixture of chlordane isomers, other chlorinated hydrocarbons and numerous other components." (Reference: USEPA Toxicological Review of Chlordane, In Support of Summary Information on the Integrated Risk Information System (IRIS), December 1997.)

Total: With respect to Organic analyses, a 'Total' result is defined as the summation of results for individual isomers or Aroclors. If a 'Total' result is requested, the results of its individual components will also be reported. This is applicable to 'Total' results for methods 8260, 8081 and 8082.

Data Qualifiers

A - Spectra identified as "Aldol Condensates" are byproducts of the extraction/concentration procedures when acetone is introduced in the process.

B - The analyte was detected above the reporting limit in the associated method blank. Flag only applies to associated field samples that have detectable concentrations of the analyte at less than ten times (10x) the concentration found in the blank. For MCP-related projects, flag only applies to associated field samples that have detectable concentrations of the analyte at less than ten times (10x) the concentration found in the blank. For DOD-related projects, flag only applies to associated field samples that have detectable concentrations of the analyte at less than ten times (10x) the concentration found in the blank AND the analyte was detected above one-half the reporting limit (or above the reporting limit for common lab contaminants) in the associated method blank. For NJ-Air-related projects, flag only applies to associated field samples that have detectable concentrations of the analyte above the reporting limit. For NJ-related projects (excluding Air), flag only applies to associated field samples that have detectable concentrations of the analyte, which was detected above the reporting limit in the associated method blank or above five times the reporting limit for common lab contaminants (Phthalates, Acetone, Methylene Chloride, 2-Butanone).

C - Co-elution: The target analyte co-elutes with a known lab standard (i.e. surrogate, internal standards, etc.) for co-extracted analyses.

D - Concentration of analyte was quantified from diluted analysis. Flag only applies to field samples that have detectable concentrations of the analyte.

E - Concentration of analyte exceeds the range of the calibration curve and/or linear range of the instrument.

G - The concentration may be biased high due to matrix interferences (i.e, co-elution) with non-target compound(s). The result should be considered estimated.

H - The analysis of pH was performed beyond the regulatory-required holding time of 15 minutes from the time of sample collection.

I - The lower value for the two columns has been reported due to obvious interference.

J - Estimated value. This represents an estimated concentration for Tentatively Identified Compounds (TICs).

M - Reporting Limit (RL) exceeds the MCP CAM Reporting Limit for this analyte.

ND - Not detected at the reporting limit (RL) for the sample.

NJ - Presumptive evidence of compound. This represents an estimated concentration for Tentatively Identified Compounds (TICs), where the identification is based on a mass spectral library search.

P - The RPD between the results for the two columns exceeds the method-specified criteria.

Q - The quality control sample exceeds the associated acceptance criteria. For DOD-related projects, LCS and/or Continuing Calibration Standard exceedences are also qualified on all associated sample results. Note: This flag is not applicable for matrix spike recoveries when the sample concentration is greater than 4x the spike added or for batch duplicate RPD when the sample concentrations are less

Report Format: Data Usability Report

Project Name:	TROY MILLS LANDFILL SUPERFUND	**Lab Number:**	L2017188
Project Number:	04.0190987.09	**Report Date:**	05/01/20

Data Qualifiers

than 5x the RL. (Metals only.)

R - Analytical results are from sample re-analysis.

RE - Analytical results are from sample re-extraction.

S - Analytical results are from modified screening analysis.

Report Format: Data Usability Report

REFERENCES

1 Test Methods for Evaluating Solid Waste: Physical/Chemical Methods. EPA SW-846. Third Edition. Updates I - IV, 2007.

LIMITATION OF LIABILITIES

Alpha Analytical performs services with reasonable care and diligence normal to the analytical testing laboratory industry. In the event of an error, the sole and exclusive responsibility of Alpha Analytical shall be to re-perform the work at it's own expense. In no event shall Alpha Analytical be held liable for any incidental, consequential or special damages, including but not limited to, damages in any way connected with the use of, interpretation of, information or analysis provided by Alpha Analytical.

We strongly urge our clients to comply with EPA protocol regarding sample volume, preservation, cooling, containers, sampling procedures, holding time and splitting of samples in the field.

Certification Information

The following analytes are not included in our Primary NELAP Scope of Accreditation:

Westborough Facility
EPA 624/624.1: m/p-xylene, o-xylene, Naphthalene
EPA 8260C: NPW: 1,2,4,5-Tetramethylbenzene; 4-Ethyltoluene, Azobenzene; SCM: Iodomethane (methyl iodide), 1,2,4,5-Tetramethylbenzene; 4-Ethyltoluene.
EPA 8270D: NPW: Dimethylnaphthalene,1,4-Diphenylhydrazine; SCM: Dimethylnaphthalene,1,4-Diphenylhydrazine.
SM4500: NPW: Amenable Cyanide; SCM: Total Phosphorus, TKN, NO2, NO3.

Mansfield Facility
SM 2540D: TSS
EPA 8082A: NPW: PCB: 1, 5, 31, 87,101, 110, 141, 151, 153, 180, 183, 187.
EPA TO-15: Halothane, 2,4,4-Trimethyl-2-pentene, 2,4,4-Trimethyl-1-pentene, Thiophene, 2-Methylthiophene, 3-Methylthiophene, 2-Ethylthiophene, 1,2,3-Trimethylbenzene, Indan, Indene, 1,2,4,5-Tetramethylbenzene, Benzothiophene, 1-Methylnaphthalene.
EPA TO-12 Non-methane organics
EPA 3C Fixed gases
Biological Tissue Matrix: EPA 3050B

The following analytes are included in our Massachusetts DEP Scope of Accreditation

Westborough Facility:

Drinking Water
EPA 300.0: Chloride, Nitrate-N, Fluoride, Sulfate; **EPA 353.2**: Nitrate-N, Nitrite-N; **SM4500NO3-F**: Nitrate-N, Nitrite-N; **SM4500F-C, SM4500CN-CE, EPA 180.1, SM2130B, SM4500Cl-D, SM2320B, SM2540C, SM4500H-B, SM4500NO2-B**
EPA 332: Perchlorate; **EPA 524.2:** THMs and VOCs; **EPA 504.1:** EDB, DBCP.
Microbiology: **SM9215B; SM9223-P/A, SM9223B-Colilert-QT,SM9222D**.

Non-Potable Water
SM4500H,B, EPA 120.1, SM2510B, SM2540C, SM2320B, SM4500CL-E, SM4500F-BC, SM4500NH3-BH: Ammonia-N and Kjeldahl-N, **EPA 350.1**: Ammonia-N, **LACHAT 10-107-06-1-B**: Ammonia-N, **EPA 351.1, SM4500NO3-F, EPA 353.2**: Nitrate-N**, SM4500P-E, SM4500P-B, E, SM4500SO4-E, SM5220D, EPA 410.4, SM5210B, SM5310C, SM4500CL-D, EPA 1664, EPA 420.1, SM4500-CN-CE, SM2540D, EPA 300: Chloride, Sulfate, Nitrate.**
EPA 624.1: Volatile Halocarbons & Aromatics,
EPA 608.3: Chlordane, Toxaphene, Aldrin, alpha-BHC, beta-BHC, gamma-BHC, delta-BHC, Dieldrin, DDD, DDE, DDT, Endosulfan I, Endosulfan II, Endosulfan sulfate, Endrin, Endrin Aldehyde, Heptachlor, Heptachlor Epoxide, PCBs
EPA 625.1: SVOC (Acid/Base/Neutral Extractables), **EPA 600/4-81-045**: PCB-Oil.
Microbiology: **SM9223B-Colilert-QT; Enterolert-QT, SM9221E, EPA 1600, EPA 1603.**

Mansfield Facility:

Drinking Water
EPA 200.7: Al, Ba, Cd, Cr, Cu, Fe, Mn, Ni, Na, Ag, Ca, Zn. **EPA 200.8:** Al, Sb, As, Ba, Be, Cd, Cr, Cu, Pb, Mn, Ni, Se, Ag, TL, Zn. **EPA 245.1** Hg.
EPA 522.

Non-Potable Water
EPA 200.7: Al, Sb, As, Be, Cd, Ca, Cr, Co, Cu, Fe, Pb, Mg, Mn, Mo, Ni, K, Se, Ag, Na, Sr, TL, Ti, V, Zn.
EPA 200.8: Al, Sb**,** As, Be, Cd, Cr, Cu, Fe, Pb, Mn, Ni, K, Se, Ag, Na, TL, Zn.
EPA 245.1 Hg.
SM2340B

For a complete listing of analytes and methods, please contact your Alpha Project Manager.

CHAIN OF CUSTODY

PAGE 1 OF 1

Date Rec'd in Lab: 4/24/20

ALPHA Job #: L2017188

ALPHA ANALYTICAL

Westborough, MA TEL: 508-898-9220 FAX: 508-898-9193

Mansfield, MA TEL: 508-822-9300 FAX: 508-822-3288

Project Information

Project Name: Troy Mills Landfill Superfund

Project Location: Troy, NH

Project #: 04.0190987.09

Project Manager: Michael Summerlin

ALPHA Quote #: NH DES Contract No. 1069635

Client Information

Client: NHDES

Address: 29 Hazen Drive

Concord, NH 03302

Phone: 603-271-3649

Fax:

Email: michael.summerlinjr@des.nh.gov

☐ These samples have been Previously analyzed by Alpha

Turn-Around Time

☒ Standard ☐ Rush (ONLY IF PRE-APPROVED)

Due Date: Time:

Report Information Data Deliverables

☐ FAX ☒ EMAIL

☒ ADEx ☐ Add'l Deliverables

Billing Information

☒ Same as Client info PO #: 2589-00"T"

Regulatory Requirements/Report Limits

State/Fed Program: NHDES

Criteria: Sampling and Analysis Plan limits

Other Project Specific Requirements/Comments/Detection Limits:

Please also email login receipts and lab reports to tanya.justham@gza.com
Please provide excel files formatted for upload to the NHDES EMD and for GZA EQUiS upload.

ANALYSIS

SAMPLE HANDLING
Filtration
☐ Done
☒ Not Needed
☐ Lab to do
Preservation
☐ Lab to do
(Please specify below)

ALPHA Lab ID (Lab Use Only)	Sample ID	Collection Date	Collection Time	Sample Matrix	Sampler's Initials	VOCs 8260 NHDES List	SVOCs (Acid/base/neutrals)	1,4-dioxane	Total metals (arsenic & manganese)	Hardness	Sample Specific Comments	TOTAL # BOTTLES
17188-01	TRIP BLANK	4/23/2020	0800	AQ	MJB	☒	☐	☐	☐	☐		1
02	TRY_MW-801	4/23/2020	1010	AQ	MEM	☑	☑	☑	☑	☐		8
03	TRY_MW-501X	4/23/2020	1300	AQ	MJB	☑	☑	☑	☑	☐		8
04	TRY_MW-501D	4/23/2020	1120	AQ	MJB	☑	☑	☑	☑	☐		8

Container Type	V	A	A	P	P	-	-	-	-	-	-	-		
Preservative	B	A	A	C	C	-	-	-	-	-	-	-		

Relinquished By:	Date/Time	Received By:	Date/Time
	4/24/20 805		4/22/2020 805
Jennifer Clark	4/24/20 9:35		4/24/20 1800
	4/24/2014:35	Alexa Briggs GZA	4/24/20 1830

Please print clearly, legibly and completely. Samples can not be logged in and turnaround time clock will not start until any ambiguities are resolved. All samples submitted are subject to Alpha's Payment Terms.

FORM NO: 01-01(I) (rev. 5-JAN-12)

ANALYTICAL REPORT

Lab Number:	L2017189
Client:	GZA GeoEnvironmental, Inc. / NHDES PO Box 95 29 Hazen Drive Concord, NH 03302-0095
ATTN:	Michael Summerlin
Phone:	(603) 271-3649
Project Name:	TROY MILLS LANDFILL SUPERFUND
Project Number:	04.0190987.09
Report Date:	05/05/20

The original project report/data package is held by Alpha Analytical. This report/data package is paginated and should be reproduced only in its entirety. Alpha Analytical holds no responsibility for results and/or data that are not consistent with the original.

Certifications & Approvals: MA (M-MA030), NH NELAP (2062), CT (PH-0141), DoD (L2474), FL (E87814), IL (200081), LA (85084), ME (MA00030), MD (350), NJ (MA015), NY (11627), NC (685), OH (CL106), PA (68-02089), RI (LAO00299), TX (T104704419), VT (VT-0015), VA (460194), WA (C954), US Army Corps of Engineers, USDA (Permit #P330-17-00150), USFWS (Permit #206964).

320 Forbes Boulevard, Mansfield, MA 02048-1806
508-822-9300 (Fax) 508-822-3288 800-624-9220 - www.alphalab.com

Project Name: TROY MILLS LANDFILL SUPERFUND
Project Number: 04.0190987.09

Lab Number: L2017189
Report Date: 05/05/20

Alpha Sample ID	Client ID	Matrix	Sample Location	Collection Date/Time	Receive Date
L2017189-01	TRIP BLANK	WATER	TROY, NH	04/22/20 08:00	04/24/20
L2017189-02	TRY_M-7D	WATER	TROY, NH	04/22/20 14:50	04/24/20
L2017189-03	TRY_M-7	WATER	TROY, NH	04/22/20 12:55	04/24/20
L2017189-04	TRY_MW-104S	WATER	TROY, NH	04/22/20 11:10	04/24/20
L2017189-05	TRY_MW-702SX	WATER	TROY, NH	04/22/20 13:45	04/24/20
L2017189-06	TRY_MW-702D	WATER	TROY, NH	04/22/20 11:25	04/24/20
L2017189-07	TRY_MW-C6S	WATER	TROY, NH	04/22/20 14:35	04/24/20
L2017189-08	TRY_MW-C6S DUP	WATER	TROY, NH	04/22/20 14:35	04/24/20
L2017189-09	TRY_MW-C6D	WATER	TROY, NH	04/22/20 12:35	04/24/20
L2017189-10	TRY_MW-801	WATER	TROY, NH	04/23/20 10:10	04/24/20
L2017189-11	TRY_MW-802	WATER	TROY, NH	04/23/20 14:45	04/24/20
L2017189-12	TRY_MW-501X	WATER	TROY, NH	04/23/20 13:00	04/24/20
L2017189-13	TRY_MW-501D	WATER	TROY, NH	04/23/20 11:20	04/24/20
L2017189-14	TRY_MW-601S	WATER	TROY, NH	04/23/20 13:15	04/24/20
L2017189-15	TRY_MW-601D	WATER	TROY, NH	04/23/20 11:30	04/24/20

Project Name:	TROY MILLS LANDFILL SUPERFUND	**Lab Number:**	L2017189
Project Number:	04.0190987.09	**Report Date:**	05/05/20

Case Narrative

The samples were received in accordance with the Chain of Custody and no significant deviations were encountered during the preparation or analysis unless otherwise noted. Sample Receipt, Container Information, and the Chain of Custody are located at the back of the report.

Results contained within this report relate only to the samples submitted under this Alpha Lab Number and meet NELAP requirements for all NELAP accredited parameters unless otherwise noted in the following narrative. The data presented in this report is organized by parameter (i.e. VOC, SVOC, etc.). Sample specific Quality Control data (i.e. Surrogate Spike Recovery) is reported at the end of the target analyte list for each individual sample, followed by the Laboratory Batch Quality Control at the end of each parameter. Tentatively Identified Compounds (TICs), if requested, are reported for compounds identified to be present and are not part of the method/program Target Compound List, even if only a subset of the TCL are being reported. If a sample was re-analyzed or re-extracted due to a required quality control corrective action and if both sets of data are reported, the Laboratory ID of the re-analysis or re-extraction is designated with an "R" or "RE", respectively.

When multiple Batch Quality Control elements are reported (e.g. more than one LCS), the associated samples for each element are noted in the grey shaded header line of each data table. Any Laboratory Batch, Sample Specific % recovery or RPD value that is outside the listed Acceptance Criteria is bolded in the report. In reference to questions H (CAM) or 4 (RCP) when "NO" is checked, the performance criteria for CAM and RCP methods allow for some quality control failures to occur and still be within method compliance. In these instances, the specific failure is not narrated but noted in the associated QC Outlier Summary Report, located directly after the Case Narrative. QC information is also incorporated in the Data Usability Assessment table (Format 11) of our Data Merger tool, where it can be reviewed in conjunction with the sample result, associated regulatory criteria and any associated data usability implications.

Soil/sediments, solids and tissues are reported on a dry weight basis unless otherwise noted. Definitions of all data qualifiers and acronyms used in this report are provided in the Glossary located at the back of the report.

HOLD POLICY - For samples submitted on hold, Alpha's policy is to hold samples (with the exception of Air canisters) free of charge for 21 calendar days from the date the project is completed. After 21 calendar days, we will dispose of all samples submitted including those put on hold unless you have contacted your Alpha Project Manager and made arrangements for Alpha to continue to hold the samples. Air canisters will be disposed after 3 business days from the date the project is completed.

Please contact Project Management at 800-624-9220 with any questions.

Project Name:	TROY MILLS LANDFILL SUPERFUND	**Lab Number:**	L2017189
Project Number:	04.0190987.09	**Report Date:**	05/05/20

Case Narrative (continued)

Perfluorinated Alkyl Acids by Isotope Dilution

L2017189-01, -02, -03, -04, -05, -06, -07, -08, -09, -10, -11, -12, -13, -14, and -15: Sample was re-analyzed due to QC failures in the original analysis.

L2017189-01, -02, -03, -04, -05, -06, -07, -08, -09, -10, -11, -12, -13, -14, and -15: Extracted Internal Standard recoveries were outside the acceptance criteria for individual analytes. Please refer to the surrogate section of the report for details.

L2017189-03 and -11 - (MEOH): Extracted Internal Standard recoveries were outside the acceptance criteria for individual analytes. Please refer to the surrogate section of the report for details.

L2017189-03 and -11: The MeOH fraction of the extraction is reported for the following compounds: N-Methyl Perfluorooctane Sulfonamide (NMeFOSA) and N-Ethyl Perfluorooctane Sulfonamide (NEtFOSA) due to better extraction efficiency of the Surrogates (Extracted Internal Standards).

WG1365552-1, WG1365552-2 and WG1365552-3: Sample was re-analyzed due to QC failures in the original analysis.

WG1365552-1, WG1365552-2, WG1365552-3, and WG1365552-5 - (MEOH): Extracted Internal Standard recoveries were outside the acceptance criteria for individual analytes. Please refer to the surrogate section of the report for details.

WG1365552-1, WG1365552-2, WG1365552-3, WG1365552-4, and WG1365552-5: Extracted Internal Standard recoveries were outside the acceptance criteria for individual analytes. Please refer to the surrogate section of the report for details.

The WG1365552-2/-3 LCS/LCSD recoveries, associated with L2017189-01 through -15, are below the acceptance criteria for perfluorooctadecanoic acid (pfoda) (36%/48%); however, it has been identified as a "difficult" analyte. The results of the associated samples are reported.

The WG1365552-2/-3 LCS/LCSD recoveries, associated with L2017189-01 through -15, are above the acceptance criteria for 1h,1h,2h,2h-perfluorododecanesulfonic acid (10:2fts) (201%/186%); however, the associated samples are non-detect to the RL for this target analyte. The results of the original analysis are reported.

The WG1365552-4 MS recovery, performed on L2017189-02, is outside the acceptance criteria for

Project Name:	TROY MILLS LANDFILL SUPERFUND	**Lab Number:**	L2017189
Project Number:	04.0190987.09	**Report Date:**	05/05/20

Case Narrative (continued)

1h,1h,2h,2h-perfluorododecanesulfonic acid (10:2fts) (208%).

WG1365552-4 and WG1365552-5: Sample was re-analyzed due to QC failures in the original analysis.

WG1365552-5: The MeOH fraction of the extraction is reported for the following compounds: N-Methyl Perfluorooctane Sulfonamide (NMeFOSA) and N-Ethyl Perfluorooctane Sulfonamide (NEtFOSA), due to better extraction efficiency of the Surrogates (Extracted Internal Standards).

I, the undersigned, attest under the pains and penalties of perjury that, to the best of my knowledge and belief and based upon my personal inquiry of those responsible for providing the information contained in this analytical report, such information is accurate and complete. This certificate of analysis is not complete unless this page accompanies any and all pages of this report.

Authorized Signature: Susan E O'Neil Susan O' Neil

Title: Technical Director/Representative Date: 05/05/20

ORGANICS

SEMIVOLATILES

Project Name: TROY MILLS LANDFILL SUPERFUND **Lab Number:** L2017189

Project Number: 04.0190987.09 **Report Date:** 05/05/20

SAMPLE RESULTS

Lab ID: L2017189-01 R
Client ID: TRIP BLANK
Sample Location: TROY, NH

Date Collected: 04/22/20 08:00
Date Received: 04/24/20
Field Prep: Not Specified

Sample Depth:
Matrix: Water
Analytical Method: 134,LCMSMS-ID
Analytical Date: 05/02/20 01:31
Analyst: JW

Extraction Method: ALPHA 23528
Extraction Date: 04/29/20 08:49

Parameter	Result	Qualifier	Units	RL	MDL	Dilution Factor
Perfluorinated Alkyl Acids by Isotope Dilution - Mansfield Lab						
Perfluorobutanoic Acid (PFBA)	ND		ng/l	1.85	--	1
Perfluoropentanoic Acid (PFPeA)	ND		ng/l	1.85	--	1
Perfluorobutanesulfonic Acid (PFBS)	ND		ng/l	1.85	--	1
1H,1H,2H,2H-Perfluorohexanesulfonic Acid (4:2FTS)	ND		ng/l	1.85	--	1
Perfluorohexanoic Acid (PFHxA)	ND		ng/l	1.85	--	1
Perfluoropentanesulfonic Acid (PFPeS)	ND		ng/l	1.85	--	1
Perfluoroheptanoic Acid (PFHpA)	ND		ng/l	1.85	--	1
Perfluorohexanesulfonic Acid (PFHxS)	ND		ng/l	1.85	--	1
Perfluorooctanoic Acid (PFOA)	ND		ng/l	1.85	--	1
1H,1H,2H,2H-Perfluorooctanesulfonic Acid (6:2FTS)	ND		ng/l	1.85	--	1
Perfluoroheptanesulfonic Acid (PFHpS)	ND		ng/l	1.85	--	1
Perfluorononanoic Acid (PFNA)	ND		ng/l	1.85	--	1
Perfluorooctanesulfonic Acid (PFOS)	ND		ng/l	1.85	--	1
Perfluorodecanoic Acid (PFDA)	ND		ng/l	1.85	--	1
1H,1H,2H,2H-Perfluorodecanesulfonic Acid (8:2FTS)	ND		ng/l	1.85	--	1
Perfluorononanesulfonic Acid (PFNS)	ND		ng/l	1.85	--	1
N-Methyl Perfluorooctanesulfonamidoacetic Acid (NMeFOSAA)	ND		ng/l	1.85	--	1
Perfluoroundecanoic Acid (PFUnA)	ND		ng/l	1.85	--	1
Perfluorodecanesulfonic Acid (PFDS)	ND		ng/l	1.85	--	1
Perfluorooctanesulfonamide (FOSA)	ND		ng/l	1.85	--	1
N-Ethyl Perfluorooctanesulfonamidoacetic Acid (NEtFOSAA)	ND		ng/l	1.85	--	1
Perfluorododecanoic Acid (PFDoA)	ND		ng/l	1.85	--	1
Perfluorotridecanoic Acid (PFTrDA)	ND		ng/l	1.85	--	1
Perfluorotetradecanoic Acid (PFTA)	ND		ng/l	1.85	--	1
2,3,3,3-Tetrafluoro-2-[1,1,2,2,3,3,3-Heptafluoropropoxy]-Propanoic Acid (HFPO-DA)	ND		ng/l	46.3	--	1
4,8-Dioxa-3h-Perfluorononanoic Acid (ADONA)	ND		ng/l	1.85	--	1
Perfluorohexadecanoic Acid (PFHxDA)	ND		ng/l	3.70	--	1

Project Name: TROY MILLS LANDFILL SUPERFUND **Lab Number:** L2017189

Project Number: 04.0190987.09 **Report Date:** 05/05/20

SAMPLE RESULTS

Lab ID: L2017189-01 R
Client ID: TRIP BLANK
Sample Location: TROY, NH

Date Collected: 04/22/20 08:00
Date Received: 04/24/20
Field Prep: Not Specified

Sample Depth:

Parameter	Result	Qualifier	Units	RL	MDL	Dilution Factor
Perfluorinated Alkyl Acids by Isotope Dilution - Mansfield Lab						
Perfluorooctadecanoic Acid (PFODA)	ND		ng/l	3.70	--	1
Perfluorododecane Sulfonic Acid (PFDoDS)	ND		ng/l	1.85	--	1
1H,1H,2H,2H-Perfluorododecanesulfonic Acid (10:2FTS)	ND		ng/l	4.63	--	1
9-Chlorohexadecafluoro-3-Oxanone-1-Sulfonic Acid (9Cl-PF3ONS)	ND		ng/l	1.85	--	1
11-Chloroeicosafluoro-3-Oxaundecane-1-Sulfonic Acid (11Cl-PF3OUdS)	ND		ng/l	1.85	--	1
N-Methyl Perfluorooctane Sulfonamide (NMeFOSA)	ND		ng/l	18.5	--	1
N-Ethyl Perfluorooctane Sulfonamide (NEtFOSA)	ND		ng/l	18.5	--	1
N-Methyl Perfluorooctanesulfonamido Ethanol (NMeFOSE)	ND		ng/l	46.3	--	1
N-Ethyl Perfluorooctanesulfonamido Ethanol (NEtFOSE)	ND		ng/l	46.3	--	1
PFOA/PFOS, Total	ND		ng/l	1.85	--	1
PFAS, Total (5)	ND		ng/l	1.85	--	1

Project Name: TROY MILLS LANDFILL SUPERFUND **Lab Number:** L2017189

Project Number: 04.0190987.09 **Report Date:** 05/05/20

SAMPLE RESULTS

Lab ID: L2017189-01 R
Client ID: TRIP BLANK
Sample Location: TROY, NH

Date Collected: 04/22/20 08:00
Date Received: 04/24/20
Field Prep: Not Specified

Sample Depth:

Parameter	Result	Qualifier	Units	RL	MDL	Dilution Factor
Perfluorinated Alkyl Acids by Isotope Dilution - Mansfield Lab						

Surrogate (Extracted Internal Standard)	% Recovery	Qualifier	Acceptance Criteria
Perfluoro[13C4]Butanoic Acid (MPFBA)	73		2-156
Perfluoro[13C5]Pentanoic Acid (M5PFPEA)	76		16-173
Perfluoro[2,3,4-13C3]Butanesulfonic Acid (M3PFBS)	87		31-159
1H,1H,2H,2H-Perfluoro[1,2-13C2]Hexanesulfonic Acid (M2-4:2FTS)	84		1-313
Perfluoro[1,2,3,4,6-13C5]Hexanoic Acid (M5PFHxA)	64		21-145
Perfluoro[1,2,3,4-13C4]Heptanoic Acid (M4PFHpA)	76		30-139
Perfluoro[1,2,3-13C3]Hexanesulfonic Acid (M3PFHxS)	107		47-153
Perfluoro[13C8]Octanoic Acid (M8PFOA)	86		36-149
1H,1H,2H,2H-Perfluoro[1,2-13C2]Octanesulfonic Acid (M2-6:2FTS)	107		1-244
Perfluoro[13C9]Nonanoic Acid (M9PFNA)	81		34-146
Perfluoro[13C8]Octanesulfonic Acid (M8PFOS)	93		42-146
Perfluoro[1,2,3,4,5,6-13C6]Decanoic Acid (M6PFDA)	85		38-144
1H,1H,2H,2H-Perfluoro[1,2-13C2]Decanesulfonic Acid (M2-8:2FTS)	102		7-170
N-Deuteriomethylperfluoro-1-octanesulfonamidoacetic Acid (d3-NMeFOSAA)	72		1-181
Perfluoro[1,2,3,4,5,6,7-13C7]Undecanoic Acid (M7-PFUDA)	101		40-144
Perfluoro[13C8]Octanesulfonamide (M8FOSA)	50		1-87
N-Deuterioethylperfluoro-1-octanesulfonamidoacetic Acid (d5-NEtFOSAA)	74		23-146
Perfluoro[1,2-13C2]Dodecanoic Acid (MPFDOA)	90		24-161
Perfluoro[1,2-13C2]Tetradecanoic Acid (M2PFTEDA)	64		33-143
2,3,3,3-Tetrafluoro-2-[1,1,2,2,3,3,3-Heptafluoropropoxy]-13C3-Propanoic Acid (M3HFPO-DA)	**16**	Q	50-150
Perfluoro[13C2]Hexadecanoic Acid (M2PFHxDA)	55		50-150
N-Methyl-d3-Perfluoro-1-Octanesulfonamide (d3-NMeFOSA)	**9**	Q	50-150
N-Ethyl-d5-Perfluoro-1-Octanesulfonamide (d5-NEtFOSA)	**10**	Q	50-150
2-(N-Methyl-d3-Perfluoro-1-Octanesulfonamido)ethan-d4-ol (d7-NMeFOSE)	**40**	Q	50-150
2-(N-Ethyl-d5-Perfluoro-1-Octanesulfonamido)ethan-d4-ol (d9-NEtFOSE)	**40**	Q	50-150

Project Name: TROY MILLS LANDFILL SUPERFUND **Lab Number:** L2017189

Project Number: 04.0190987.09 **Report Date:** 05/05/20

SAMPLE RESULTS

Lab ID: L2017189-02 R
Client ID: TRY_M-7D
Sample Location: TROY, NH

Date Collected: 04/22/20 14:50
Date Received: 04/24/20
Field Prep: Not Specified

Sample Depth:
Matrix: Water
Analytical Method: 134,LCMSMS-ID
Analytical Date: 05/02/20 01:48
Analyst: JW

Extraction Method: ALPHA 23528
Extraction Date: 04/29/20 08:49

Parameter	Result	Qualifier	Units	RL	MDL	Dilution Factor
Perfluorinated Alkyl Acids by Isotope Dilution - Mansfield Lab						
Perfluorobutanoic Acid (PFBA)	ND		ng/l	1.97	--	1
Perfluoropentanoic Acid (PFPeA)	ND		ng/l	1.97	--	1
Perfluorobutanesulfonic Acid (PFBS)	ND		ng/l	1.97	--	1
1H,1H,2H,2H-Perfluorohexanesulfonic Acid (4:2FTS)	ND		ng/l	1.97	--	1
Perfluorohexanoic Acid (PFHxA)	ND		ng/l	1.97	--	1
Perfluoropentanesulfonic Acid (PFPeS)	ND		ng/l	1.97	--	1
Perfluoroheptanoic Acid (PFHpA)	ND		ng/l	1.97	--	1
Perfluorohexanesulfonic Acid (PFHxS)	ND		ng/l	1.97	--	1
Perfluorooctanoic Acid (PFOA)	ND		ng/l	1.97	--	1
1H,1H,2H,2H-Perfluorooctanesulfonic Acid (6:2FTS)	ND		ng/l	1.97	--	1
Perfluoroheptanesulfonic Acid (PFHpS)	ND		ng/l	1.97	--	1
Perfluorononanoic Acid (PFNA)	ND		ng/l	1.97	--	1
Perfluorooctanesulfonic Acid (PFOS)	ND		ng/l	1.97	--	1
Perfluorodecanoic Acid (PFDA)	ND		ng/l	1.97	--	1
1H,1H,2H,2H-Perfluorodecanesulfonic Acid (8:2FTS)	ND		ng/l	1.97	--	1
Perfluorononanesulfonic Acid (PFNS)	ND		ng/l	1.97	--	1
N-Methyl Perfluorooctanesulfonamidoacetic Acid (NMeFOSAA)	ND		ng/l	1.97	--	1
Perfluoroundecanoic Acid (PFUnA)	ND		ng/l	1.97	--	1
Perfluorodecanesulfonic Acid (PFDS)	ND		ng/l	1.97	--	1
Perfluorooctanesulfonamide (FOSA)	ND		ng/l	1.97	--	1
N-Ethyl Perfluorooctanesulfonamidoacetic Acid (NEtFOSAA)	ND		ng/l	1.97	--	1
Perfluorododecanoic Acid (PFDoA)	ND		ng/l	1.97	--	1
Perfluorotridecanoic Acid (PFTrDA)	ND		ng/l	1.97	--	1
Perfluorotetradecanoic Acid (PFTA)	ND		ng/l	1.97	--	1
2,3,3,3-Tetrafluoro-2-[1,1,2,2,3,3,3-Heptafluoropropoxy]-Propanoic Acid (HFPO-DA)	ND		ng/l	49.2	--	1
4,8-Dioxa-3h-Perfluorononanoic Acid (ADONA)	ND		ng/l	1.97	--	1
Perfluorohexadecanoic Acid (PFHxDA)	ND		ng/l	3.94	--	1

Project Name: TROY MILLS LANDFILL SUPERFUND **Lab Number:** L2017189

Project Number: 04.0190987.09 **Report Date:** 05/05/20

SAMPLE RESULTS

Lab ID: L2017189-02 R
Client ID: TRY_M-7D
Sample Location: TROY, NH

Date Collected: 04/22/20 14:50
Date Received: 04/24/20
Field Prep: Not Specified

Sample Depth:

Parameter	Result	Qualifier	Units	RL	MDL	Dilution Factor
Perfluorinated Alkyl Acids by Isotope Dilution - Mansfield Lab						
Perfluorooctadecanoic Acid (PFODA)	ND		ng/l	3.94	--	1
Perfluorododecane Sulfonic Acid (PFDoDS)	ND		ng/l	1.97	--	1
1H,1H,2H,2H-Perfluorododecanesulfonic Acid (10:2FTS)	ND		ng/l	4.92	--	1
9-Chlorohexadecafluoro-3-Oxanone-1-Sulfonic Acid (9Cl-PF3ONS)	ND		ng/l	1.97	--	1
11-Chloroeicosafluoro-3-Oxaundecane-1-Sulfonic Acid (11Cl-PF3OUdS)	ND		ng/l	1.97	--	1
N-Methyl Perfluorooctane Sulfonamide (NMeFOSA)	ND		ng/l	19.7	--	1
N-Ethyl Perfluorooctane Sulfonamide (NEtFOSA)	ND		ng/l	19.7	--	1
N-Methyl Perfluorooctanesulfonamido Ethanol (NMeFOSE)	ND		ng/l	49.2	--	1
N-Ethyl Perfluorooctanesulfonamido Ethanol (NEtFOSE)	ND		ng/l	49.2	--	1
PFOA/PFOS, Total	ND		ng/l	1.97	--	1
PFAS, Total (5)	ND		ng/l	1.97	--	1

Project Name: TROY MILLS LANDFILL SUPERFUND **Lab Number:** L2017189

Project Number: 04.0190987.09 **Report Date:** 05/05/20

SAMPLE RESULTS

Lab ID: L2017189-02 R
Client ID: TRY_M-7D
Sample Location: TROY, NH

Date Collected: 04/22/20 14:50
Date Received: 04/24/20
Field Prep: Not Specified

Sample Depth:

Parameter	Result	Qualifier	Units	RL	MDL	Dilution Factor

Perfluorinated Alkyl Acids by Isotope Dilution - Mansfield Lab

Surrogate (Extracted Internal Standard)	% Recovery	Qualifier	Acceptance Criteria
Perfluoro[13C4]Butanoic Acid (MPFBA)	46		2-156
Perfluoro[13C5]Pentanoic Acid (M5PFPEA)	45		16-173
Perfluoro[2,3,4-13C3]Butanesulfonic Acid (M3PFBS)	86		31-159
1H,1H,2H,2H-Perfluoro[1,2-13C2]Hexanesulfonic Acid (M2-4:2FTS)	80		1-313
Perfluoro[1,2,3,4,6-13C5]Hexanoic Acid (M5PFHxA)	34		21-145
Perfluoro[1,2,3,4-13C4]Heptanoic Acid (M4PFHpA)	40		30-139
Perfluoro[1,2,3-13C3]Hexanesulfonic Acid (M3PFHxS)	108		47-153
Perfluoro[13C8]Octanoic Acid (M8PFOA)	47		36-149
1H,1H,2H,2H-Perfluoro[1,2-13C2]Octanesulfonic Acid (M2-6:2FTS)	98		1-244
Perfluoro[13C9]Nonanoic Acid (M9PFNA)	48		34-146
Perfluoro[13C8]Octanesulfonic Acid (M8PFOS)	89		42-146
Perfluoro[1,2,3,4,5,6-13C6]Decanoic Acid (M6PFDA)	56		38-144
1H,1H,2H,2H-Perfluoro[1,2-13C2]Decanesulfonic Acid (M2-8:2FTS)	106		7-170
N-Deuteriomethylperfluoro-1-octanesulfonamidoacetic Acid (d3-NMeFOSAA)	46		1-181
Perfluoro[1,2,3,4,5,6,7-13C7]Undecanoic Acid (M7-PFUDA)	67		40-144
Perfluoro[13C8]Octanesulfonamide (M8FOSA)	41		1-87
N-Deuterioethylperfluoro-1-octanesulfonamidoacetic Acid (d5-NEtFOSAA)	45		23-146
Perfluoro[1,2-13C2]Dodecanoic Acid (MPFDOA)	72		24-161
Perfluoro[1,2-13C2]Tetradecanoic Acid (M2PFTEDA)	77		33-143
2,3,3,3-Tetrafluoro-2-[1,1,2,2,3,3,3-Heptafluoropropoxy]-13C3-Propanoic Acid (M3HFPO-DA)	**8**	Q	50-150
Perfluoro[13C2]Hexadecanoic Acid (M2PFHxDA)	77		50-150
N-Methyl-d3-Perfluoro-1-Octanesulfonamide (d3-NMeFOSA)	**7**	Q	50-150
N-Ethyl-d5-Perfluoro-1-Octanesulfonamide (d5-NEtFOSA)	**7**	Q	50-150
2-(N-Methyl-d3-Perfluoro-1-Octanesulfonamido)ethan-d4-ol (d7-NMeFOSE)	**35**	Q	50-150
2-(N-Ethyl-d5-Perfluoro-1-Octanesulfonamido)ethan-d4-ol (d9-NEtFOSE)	**35**	Q	50-150

Project Name: TROY MILLS LANDFILL SUPERFUND **Lab Number:** L2017189

Project Number: 04.0190987.09 **Report Date:** 05/05/20

SAMPLE RESULTS

Lab ID: L2017189-03
Client ID: TRY_M-7
Sample Location: TROY, NH

Date Collected: 04/22/20 12:55
Date Received: 04/24/20
Field Prep: Not Specified

Sample Depth:
Matrix: Water
Analytical Method: 134,LCMSMS-ID
Analytical Date: 05/01/20 01:11
Analyst: JW

Extraction Method: ALPHA 23528
Extraction Date: 04/29/20 08:49

Parameter	Result	Qualifier	Units	RL	MDL	Dilution Factor
Perfluorinated Alkyl Acids by Isotope Dilution - Mansfield Lab						
N-Methyl Perfluorooctane Sulfonamide (NMeFOSA)	ND		ng/l	19.2	--	1
N-Ethyl Perfluorooctane Sulfonamide (NEtFOSA)	ND		ng/l	19.2	--	1

Surrogate (Extracted Internal Standard)	% Recovery	Qualifier	Acceptance Criteria
N-Methyl-d3-Perfluoro-1-Octanesulfonamide (d3-NMeFOSA)	**4**	Q	50-150
N-Ethyl-d5-Perfluoro-1-Octanesulfonamide (d5-NEtFOSA)	**4**	Q	50-150

Project Name: TROY MILLS LANDFILL SUPERFUND **Lab Number:** L2017189

Project Number: 04.0190987.09 **Report Date:** 05/05/20

SAMPLE RESULTS

Lab ID: L2017189-03 R
Client ID: TRY_M-7
Sample Location: TROY, NH

Date Collected: 04/22/20 12:55
Date Received: 04/24/20
Field Prep: Not Specified

Sample Depth:
Matrix: Water
Analytical Method: 134,LCMSMS-ID
Analytical Date: 05/01/20 11:56
Analyst: JW

Extraction Method: ALPHA 23528
Extraction Date: 04/29/20 08:49

Parameter	Result	Qualifier	Units	RL	MDL	Dilution Factor
Perfluorinated Alkyl Acids by Isotope Dilution - Mansfield Lab						
Perfluorobutanoic Acid (PFBA)	47.8		ng/l	1.92	--	1
Perfluoropentanoic Acid (PFPeA)	111		ng/l	1.92	--	1
Perfluorobutanesulfonic Acid (PFBS)	13.3		ng/l	1.92	--	1
1H,1H,2H,2H-Perfluorohexanesulfonic Acid (4:2FTS)	ND		ng/l	1.92	--	1
Perfluorohexanoic Acid (PFHxA)	168		ng/l	1.92	--	1
Perfluoropentanesulfonic Acid (PFPeS)	4.41		ng/l	1.92	--	1
Perfluoroheptanoic Acid (PFHpA)	192		ng/l	1.92	--	1
Perfluorohexanesulfonic Acid (PFHxS)	10.2		ng/l	1.92	--	1
Perfluorooctanoic Acid (PFOA)	194		ng/l	1.92	--	1
1H,1H,2H,2H-Perfluorooctanesulfonic Acid (6:2FTS)	ND		ng/l	1.92	--	1
Perfluoroheptanesulfonic Acid (PFHpS)	ND		ng/l	1.92	--	1
Perfluorononanoic Acid (PFNA)	5.05		ng/l	1.92	--	1
Perfluorooctanesulfonic Acid (PFOS)	ND		ng/l	1.92	--	1
Perfluorodecanoic Acid (PFDA)	ND		ng/l	1.92	--	1
1H,1H,2H,2H-Perfluorodecanesulfonic Acid (8:2FTS)	ND		ng/l	1.92	--	1
Perfluorononanesulfonic Acid (PFNS)	ND		ng/l	1.92	--	1
N-Methyl Perfluorooctanesulfonamidoacetic Acid (NMeFOSAA)	ND		ng/l	1.92	--	1
Perfluoroundecanoic Acid (PFUnA)	ND		ng/l	1.92	--	1
Perfluorodecanesulfonic Acid (PFDS)	ND		ng/l	1.92	--	1
Perfluorooctanesulfonamide (FOSA)	ND		ng/l	1.92	--	1
N-Ethyl Perfluorooctanesulfonamidoacetic Acid (NEtFOSAA)	ND		ng/l	1.92	--	1
Perfluorododecanoic Acid (PFDoA)	ND		ng/l	1.92	--	1
Perfluorotridecanoic Acid (PFTrDA)	ND		ng/l	1.92	--	1
Perfluorotetradecanoic Acid (PFTA)	ND		ng/l	1.92	--	1
2,3,3,3-Tetrafluoro-2-[1,1,2,2,3,3,3-Heptafluoropropoxy]-Propanoic Acid (HFPO-DA)	ND		ng/l	48.1	--	1
4,8-Dioxa-3h-Perfluorononanoic Acid (ADONA)	ND		ng/l	1.92	--	1
Perfluorohexadecanoic Acid (PFHxDA)	ND		ng/l	3.85	--	1

Project Name: TROY MILLS LANDFILL SUPERFUND **Lab Number:** L2017189

Project Number: 04.0190987.09 **Report Date:** 05/05/20

SAMPLE RESULTS

Lab ID: L2017189-03 R
Client ID: TRY_M-7
Sample Location: TROY, NH

Date Collected: 04/22/20 12:55
Date Received: 04/24/20
Field Prep: Not Specified

Sample Depth:

Parameter	Result	Qualifier	Units	RL	MDL	Dilution Factor
Perfluorinated Alkyl Acids by Isotope Dilution - Mansfield Lab						
Perfluorooctadecanoic Acid (PFODA)	ND		ng/l	3.85	--	1
Perfluorododecane Sulfonic Acid (PFDoDS)	ND		ng/l	1.92	--	1
1H,1H,2H,2H-Perfluorododecanesulfonic Acid (10:2FTS)	ND		ng/l	4.81	--	1
9-Chlorohexadecafluoro-3-Oxanone-1-Sulfonic Acid (9Cl-PF3ONS)	ND		ng/l	1.92	--	1
11-Chloroeicosafluoro-3-Oxaundecane-1-Sulfonic Acid (11Cl-PF3OUdS)	ND		ng/l	1.92	--	1
N-Methyl Perfluorooctanesulfonamido Ethanol (NMeFOSE)	ND		ng/l	48.1	--	1
N-Ethyl Perfluorooctanesulfonamido Ethanol (NEtFOSE)	ND		ng/l	48.1	--	1
PFOA/PFOS, Total	194		ng/l	1.92	--	1
PFAS, Total (5)	401		ng/l	1.92	--	1

Surrogate (Extracted Internal Standard)	% Recovery	Qualifier	Acceptance Criteria
Perfluoro[13C4]Butanoic Acid (MPFBA)	70		2-156
Perfluoro[13C5]Pentanoic Acid (M5PFPEA)	54		16-173
Perfluoro[2,3,4-13C3]Butanesulfonic Acid (M3PFBS)	74		31-159
1H,1H,2H,2H-Perfluoro[1,2-13C2]Hexanesulfonic Acid (M2-4:2FTS)	206		1-313
Perfluoro[1,2,3,4,6-13C5]Hexanoic Acid (M5PFHxA)	50		21-145
Perfluoro[1,2,3,4-13C4]Heptanoic Acid (M4PFHpA)	66		30-139
Perfluoro[1,2,3-13C3]Hexanesulfonic Acid (M3PFHxS)	93		47-153
Perfluoro[13C8]Octanoic Acid (M8PFOA)	70		36-149
1H,1H,2H,2H-Perfluoro[1,2-13C2]Octanesulfonic Acid (M2-6:2FTS)	206		1-244
Perfluoro[13C9]Nonanoic Acid (M9PFNA)	75		34-146
Perfluoro[13C8]Octanesulfonic Acid (M8PFOS)	87		42-146
Perfluoro[1,2,3,4,5,6-13C6]Decanoic Acid (M6PFDA)	70		38-144
1H,1H,2H,2H-Perfluoro[1,2-13C2]Decanesulfonic Acid (M2-8:2FTS)	155		7-170
N-Deuteriomethylperfluoro-1-octanesulfonamidoacetic Acid (d3-NMeFOSAA)	81		1-181
Perfluoro[1,2,3,4,5,6,7-13C7]Undecanoic Acid (M7-PFUDA)	82		40-144
Perfluoro[13C8]Octanesulfonamide (M8FOSA)	36		1-87
N-Deuterioethylperfluoro-1-octanesulfonamidoacetic Acid (d5-NEtFOSAA)	85		23-146
Perfluoro[1,2-13C2]Dodecanoic Acid (MPFDOA)	73		24-161
Perfluoro[1,2-13C2]Tetradecanoic Acid (M2PFTEDA)	67		33-143
2,3,3,3-Tetrafluoro-2-[1,1,2,2,3,3,3-Heptafluoropropoxy]-13C3-Propanoic Acid (M3HFPO-DA)	60		50-150
Perfluoro[13C2]Hexadecanoic Acid (M2PFHxDA)	53		50-150
2-(N-Methyl-d3-Perfluoro-1-Octanesulfonamido)ethan-d4-ol (d7-NMeFOSE)	**28**	Q	50-150
2-(N-Ethyl-d5-Perfluoro-1-Octanesulfonamido)ethan-d4-ol (d9-NEtFOSE)	**26**	Q	50-150

Project Name: TROY MILLS LANDFILL SUPERFUND **Lab Number:** L2017189

Project Number: 04.0190987.09 **Report Date:** 05/05/20

SAMPLE RESULTS

Lab ID: L2017189-04 R
Client ID: TRY_MW-104S
Sample Location: TROY, NH

Date Collected: 04/22/20 11:10
Date Received: 04/24/20
Field Prep: Not Specified

Sample Depth:
Matrix: Water
Analytical Method: 134,LCMSMS-ID
Analytical Date: 05/01/20 12:33
Analyst: JW

Extraction Method: ALPHA 23528
Extraction Date: 04/29/20 08:49

Parameter	Result	Qualifier	Units	RL	MDL	Dilution Factor
Perfluorinated Alkyl Acids by Isotope Dilution - Mansfield Lab						
Perfluorobutanoic Acid (PFBA)	42.9		ng/l	2.02	--	1
Perfluoropentanoic Acid (PFPeA)	104		ng/l	2.02	--	1
Perfluorobutanesulfonic Acid (PFBS)	8.78		ng/l	2.02	--	1
1H,1H,2H,2H-Perfluorohexanesulfonic Acid (4:2FTS)	ND		ng/l	2.02	--	1
Perfluorohexanoic Acid (PFHxA)	132		ng/l	2.02	--	1
Perfluoropentanesulfonic Acid (PFPeS)	ND		ng/l	2.02	--	1
Perfluoroheptanoic Acid (PFHpA)	150		ng/l	2.02	--	1
Perfluorohexanesulfonic Acid (PFHxS)	7.42		ng/l	2.02	--	1
Perfluorooctanoic Acid (PFOA)	287		ng/l	2.02	--	1
1H,1H,2H,2H-Perfluorooctanesulfonic Acid (6:2FTS)	ND		ng/l	2.02	--	1
Perfluoroheptanesulfonic Acid (PFHpS)	ND		ng/l	2.02	--	1
Perfluorononanoic Acid (PFNA)	10.5		ng/l	2.02	--	1
Perfluorooctanesulfonic Acid (PFOS)	5.80		ng/l	2.02	--	1
Perfluorodecanoic Acid (PFDA)	ND		ng/l	2.02	--	1
1H,1H,2H,2H-Perfluorodecanesulfonic Acid (8:2FTS)	ND		ng/l	2.02	--	1
Perfluorononanesulfonic Acid (PFNS)	ND		ng/l	2.02	--	1
N-Methyl Perfluorooctanesulfonamidoacetic Acid (NMeFOSAA)	ND		ng/l	2.02	--	1
Perfluoroundecanoic Acid (PFUnA)	ND		ng/l	2.02	--	1
Perfluorodecanesulfonic Acid (PFDS)	ND		ng/l	2.02	--	1
Perfluorooctanesulfonamide (FOSA)	ND		ng/l	2.02	--	1
N-Ethyl Perfluorooctanesulfonamidoacetic Acid (NEtFOSAA)	ND		ng/l	2.02	--	1
Perfluorododecanoic Acid (PFDoA)	ND		ng/l	2.02	--	1
Perfluorotridecanoic Acid (PFTrDA)	ND		ng/l	2.02	--	1
Perfluorotetradecanoic Acid (PFTA)	ND		ng/l	2.02	--	1
2,3,3,3-Tetrafluoro-2-[1,1,2,2,3,3,3-Heptafluoropropoxy]-Propanoic Acid (HFPO-DA)	ND		ng/l	50.4	--	1
4,8-Dioxa-3h-Perfluorononanoic Acid (ADONA)	ND		ng/l	2.02	--	1
Perfluorohexadecanoic Acid (PFHxDA)	ND		ng/l	4.03	--	1

Project Name: TROY MILLS LANDFILL SUPERFUND **Lab Number:** L2017189

Project Number: 04.0190987.09 **Report Date:** 05/05/20

SAMPLE RESULTS

Lab ID: L2017189-04 R
Client ID: TRY_MW-104S
Sample Location: TROY, NH

Date Collected: 04/22/20 11:10
Date Received: 04/24/20
Field Prep: Not Specified

Sample Depth:

Parameter	Result	Qualifier	Units	RL	MDL	Dilution Factor
Perfluorinated Alkyl Acids by Isotope Dilution - Mansfield Lab						
Perfluorooctadecanoic Acid (PFODA)	ND		ng/l	4.03	--	1
Perfluorododecane Sulfonic Acid (PFDoDS)	ND		ng/l	2.02	--	1
1H,1H,2H,2H-Perfluorododecanesulfonic Acid (10:2FTS)	ND		ng/l	5.04	--	1
9-Chlorohexadecafluoro-3-Oxanone-1-Sulfonic Acid (9Cl-PF3ONS)	ND		ng/l	2.02	--	1
11-Chloroeicosafluoro-3-Oxaundecane-1-Sulfonic Acid (11Cl-PF3OUdS)	ND		ng/l	2.02	--	1
N-Methyl Perfluorooctane Sulfonamide (NMeFOSA)	ND		ng/l	20.2	--	1
N-Ethyl Perfluorooctane Sulfonamide (NEtFOSA)	ND		ng/l	20.2	--	1
N-Methyl Perfluorooctanesulfonamido Ethanol (NMeFOSE)	ND		ng/l	50.4	--	1
N-Ethyl Perfluorooctanesulfonamido Ethanol (NEtFOSE)	ND		ng/l	50.4	--	1
PFOA/PFOS, Total	293		ng/l	2.02	--	1
PFAS, Total (5)	461		ng/l	2.02	--	1

Project Name: TROY MILLS LANDFILL SUPERFUND **Lab Number:** L2017189

Project Number: 04.0190987.09 **Report Date:** 05/05/20

SAMPLE RESULTS

Lab ID: L2017189-04 R
Client ID: TRY_MW-104S
Sample Location: TROY, NH

Date Collected: 04/22/20 11:10
Date Received: 04/24/20
Field Prep: Not Specified

Sample Depth:

Parameter	Result	Qualifier	Units	RL	MDL	Dilution Factor

Perfluorinated Alkyl Acids by Isotope Dilution - Mansfield Lab

Surrogate (Extracted Internal Standard)	% Recovery	Qualifier	Acceptance Criteria
Perfluoro[13C4]Butanoic Acid (MPFBA)	87		2-156
Perfluoro[13C5]Pentanoic Acid (M5PFPEA)	66		16-173
Perfluoro[2,3,4-13C3]Butanesulfonic Acid (M3PFBS)	72		31-159
1H,1H,2H,2H-Perfluoro[1,2-13C2]Hexanesulfonic Acid (M2-4:2FTS)	214		1-313
Perfluoro[1,2,3,4,6-13C5]Hexanoic Acid (M5PFHxA)	55		21-145
Perfluoro[1,2,3,4-13C4]Heptanoic Acid (M4PFHpA)	74		30-139
Perfluoro[1,2,3-13C3]Hexanesulfonic Acid (M3PFHxS)	101		47-153
Perfluoro[13C8]Octanoic Acid (M8PFOA)	80		36-149
1H,1H,2H,2H-Perfluoro[1,2-13C2]Octanesulfonic Acid (M2-6:2FTS)	**258**	Q	1-244
Perfluoro[13C9]Nonanoic Acid (M9PFNA)	76		34-146
Perfluoro[13C8]Octanesulfonic Acid (M8PFOS)	92		42-146
Perfluoro[1,2,3,4,5,6-13C6]Decanoic Acid (M6PFDA)	69		38-144
1H,1H,2H,2H-Perfluoro[1,2-13C2]Decanesulfonic Acid (M2-8:2FTS)	159		7-170
N-Deuteriomethylperfluoro-1-octanesulfonamidoacetic Acid (d3-NMeFOSAA)	74		1-181
Perfluoro[1,2,3,4,5,6,7-13C7]Undecanoic Acid (M7-PFUDA)	79		40-144
Perfluoro[13C8]Octanesulfonamide (M8FOSA)	41		1-87
N-Deuterioethylperfluoro-1-octanesulfonamidoacetic Acid (d5-NEtFOSAA)	75		23-146
Perfluoro[1,2-13C2]Dodecanoic Acid (MPFDOA)	63		24-161
Perfluoro[1,2-13C2]Tetradecanoic Acid (M2PFTEDA)	60		33-143
2,3,3,3-Tetrafluoro-2-[1,1,2,2,3,3,3-Heptafluoropropoxy]-13C3-Propanoic Acid (M3HFPO-DA)	71		50-150
Perfluoro[13C2]Hexadecanoic Acid (M2PFHxDA)	57		50-150
N-Methyl-d3-Perfluoro-1-Octanesulfonamide (d3-NMeFOSA)	**10**	Q	50-150
N-Ethyl-d5-Perfluoro-1-Octanesulfonamide (d5-NEtFOSA)	**10**	Q	50-150
2-(N-Methyl-d3-Perfluoro-1-Octanesulfonamido)ethan-d4-ol (d7-NMeFOSE)	**40**	Q	50-150
2-(N-Ethyl-d5-Perfluoro-1-Octanesulfonamido)ethan-d4-ol (d9-NEtFOSE)	**40**	Q	50-150

Project Name: TROY MILLS LANDFILL SUPERFUND **Lab Number:** L2017189

Project Number: 04.0190987.09 **Report Date:** 05/05/20

SAMPLE RESULTS

Lab ID: L2017189-05 R
Client ID: TRY_MW-702SX
Sample Location: TROY, NH

Date Collected: 04/22/20 13:45
Date Received: 04/24/20
Field Prep: Not Specified

Sample Depth:
Matrix: Water
Analytical Method: 134,LCMSMS-ID
Analytical Date: 05/02/20 02:04
Analyst: JW

Extraction Method: ALPHA 23528
Extraction Date: 04/29/20 08:49

Parameter	Result	Qualifier	Units	RL	MDL	Dilution Factor
Perfluorinated Alkyl Acids by Isotope Dilution - Mansfield Lab						
Perfluorobutanoic Acid (PFBA)	ND		ng/l	1.86	--	1
Perfluoropentanoic Acid (PFPeA)	ND		ng/l	1.86	--	1
Perfluorobutanesulfonic Acid (PFBS)	ND		ng/l	1.86	--	1
1H,1H,2H,2H-Perfluorohexanesulfonic Acid (4:2FTS)	ND		ng/l	1.86	--	1
Perfluorohexanoic Acid (PFHxA)	ND		ng/l	1.86	--	1
Perfluoropentanesulfonic Acid (PFPeS)	ND		ng/l	1.86	--	1
Perfluoroheptanoic Acid (PFHpA)	ND		ng/l	1.86	--	1
Perfluorohexanesulfonic Acid (PFHxS)	ND		ng/l	1.86	--	1
Perfluorooctanoic Acid (PFOA)	ND		ng/l	1.86	--	1
1H,1H,2H,2H-Perfluorooctanesulfonic Acid (6:2FTS)	ND		ng/l	1.86	--	1
Perfluoroheptanesulfonic Acid (PFHpS)	ND		ng/l	1.86	--	1
Perfluorononanoic Acid (PFNA)	ND		ng/l	1.86	--	1
Perfluorooctanesulfonic Acid (PFOS)	ND		ng/l	1.86	--	1
Perfluorodecanoic Acid (PFDA)	ND		ng/l	1.86	--	1
1H,1H,2H,2H-Perfluorodecanesulfonic Acid (8:2FTS)	ND		ng/l	1.86	--	1
Perfluorononanesulfonic Acid (PFNS)	ND		ng/l	1.86	--	1
N-Methyl Perfluorooctanesulfonamidoacetic Acid (NMeFOSAA)	ND		ng/l	1.86	--	1
Perfluoroundecanoic Acid (PFUnA)	ND		ng/l	1.86	--	1
Perfluorodecanesulfonic Acid (PFDS)	ND		ng/l	1.86	--	1
Perfluorooctanesulfonamide (FOSA)	ND		ng/l	1.86	--	1
N-Ethyl Perfluorooctanesulfonamidoacetic Acid (NEtFOSAA)	ND		ng/l	1.86	--	1
Perfluorododecanoic Acid (PFDoA)	ND		ng/l	1.86	--	1
Perfluorotridecanoic Acid (PFTrDA)	ND		ng/l	1.86	--	1
Perfluorotetradecanoic Acid (PFTA)	ND		ng/l	1.86	--	1
2,3,3,3-Tetrafluoro-2-[1,1,2,2,3,3,3-Heptafluoropropoxy]-Propanoic Acid (HFPO-DA)	ND		ng/l	46.5	--	1
4,8-Dioxa-3h-Perfluorononanoic Acid (ADONA)	ND		ng/l	1.86	--	1
Perfluorohexadecanoic Acid (PFHxDA)	ND		ng/l	3.72	--	1

Project Name: TROY MILLS LANDFILL SUPERFUND **Lab Number:** L2017189

Project Number: 04.0190987.09 **Report Date:** 05/05/20

SAMPLE RESULTS

Lab ID: L2017189-05 R
Client ID: TRY_MW-702SX
Sample Location: TROY, NH

Date Collected: 04/22/20 13:45
Date Received: 04/24/20
Field Prep: Not Specified

Sample Depth:

Parameter	Result	Qualifier	Units	RL	MDL	Dilution Factor
Perfluorinated Alkyl Acids by Isotope Dilution - Mansfield Lab						
Perfluorooctadecanoic Acid (PFODA)	ND		ng/l	3.72	--	1
Perfluorododecane Sulfonic Acid (PFDoDS)	ND		ng/l	1.86	--	1
1H,1H,2H,2H-Perfluorododecanesulfonic Acid (10:2FTS)	ND		ng/l	4.65	--	1
9-Chlorohexadecafluoro-3-Oxanone-1-Sulfonic Acid (9Cl-PF3ONS)	ND		ng/l	1.86	--	1
11-Chloroeicosafluoro-3-Oxaundecane-1-Sulfonic Acid (11Cl-PF3OUdS)	ND		ng/l	1.86	--	1
N-Methyl Perfluorooctane Sulfonamide (NMeFOSA)	ND		ng/l	18.6	--	1
N-Ethyl Perfluorooctane Sulfonamide (NEtFOSA)	ND		ng/l	18.6	--	1
N-Methyl Perfluorooctanesulfonamido Ethanol (NMeFOSE)	ND		ng/l	46.5	--	1
N-Ethyl Perfluorooctanesulfonamido Ethanol (NEtFOSE)	ND		ng/l	46.5	--	1
PFOA/PFOS, Total	ND		ng/l	1.86	--	1
PFAS, Total (5)	ND		ng/l	1.86	--	1

Project Name: TROY MILLS LANDFILL SUPERFUND **Lab Number:** L2017189

Project Number: 04.0190987.09 **Report Date:** 05/05/20

SAMPLE RESULTS

Lab ID: L2017189-05 R
Client ID: TRY_MW-702SX
Sample Location: TROY, NH

Date Collected: 04/22/20 13:45
Date Received: 04/24/20
Field Prep: Not Specified

Sample Depth:

Parameter	Result	Qualifier	Units	RL	MDL	Dilution Factor

Perfluorinated Alkyl Acids by Isotope Dilution - Mansfield Lab

Surrogate (Extracted Internal Standard)	% Recovery	Qualifier	Acceptance Criteria
Perfluoro[13C4]Butanoic Acid (MPFBA)	68		2-156
Perfluoro[13C5]Pentanoic Acid (M5PFPEA)	62		16-173
Perfluoro[2,3,4-13C3]Butanesulfonic Acid (M3PFBS)	86		31-159
1H,1H,2H,2H-Perfluoro[1,2-13C2]Hexanesulfonic Acid (M2-4:2FTS)	106		1-313
Perfluoro[1,2,3,4,6-13C5]Hexanoic Acid (M5PFHxA)	52		21-145
Perfluoro[1,2,3,4-13C4]Heptanoic Acid (M4PFHpA)	58		30-139
Perfluoro[1,2,3-13C3]Hexanesulfonic Acid (M3PFHxS)	117		47-153
Perfluoro[13C8]Octanoic Acid (M8PFOA)	64		36-149
1H,1H,2H,2H-Perfluoro[1,2-13C2]Octanesulfonic Acid (M2-6:2FTS)	102		1-244
Perfluoro[13C9]Nonanoic Acid (M9PFNA)	63		34-146
Perfluoro[13C8]Octanesulfonic Acid (M8PFOS)	99		42-146
Perfluoro[1,2,3,4,5,6-13C6]Decanoic Acid (M6PFDA)	67		38-144
1H,1H,2H,2H-Perfluoro[1,2-13C2]Decanesulfonic Acid (M2-8:2FTS)	111		7-170
N-Deuteriomethylperfluoro-1-octanesulfonamidoacetic Acid (d3-NMeFOSAA)	53		1-181
Perfluoro[1,2,3,4,5,6,7-13C7]Undecanoic Acid (M7-PFUDA)	82		40-144
Perfluoro[13C8]Octanesulfonamide (M8FOSA)	50		1-87
N-Deuterioethylperfluoro-1-octanesulfonamidoacetic Acid (d5-NEtFOSAA)	63		23-146
Perfluoro[1,2-13C2]Dodecanoic Acid (MPFDOA)	82		24-161
Perfluoro[1,2-13C2]Tetradecanoic Acid (M2PFTEDA)	83		33-143
2,3,3,3-Tetrafluoro-2-[1,1,2,2,3,3,3-Heptafluoropropoxy]-13C3-Propanoic Acid (M3HFPO-DA)	**22**	Q	50-150
Perfluoro[13C2]Hexadecanoic Acid (M2PFHxDA)	83		50-150
N-Methyl-d3-Perfluoro-1-Octanesulfonamide (d3-NMeFOSA)	**5**	Q	50-150
N-Ethyl-d5-Perfluoro-1-Octanesulfonamide (d5-NEtFOSA)	**4**	Q	50-150
2-(N-Methyl-d3-Perfluoro-1-Octanesulfonamido)ethan-d4-ol (d7-NMeFOSE)	**39**	Q	50-150
2-(N-Ethyl-d5-Perfluoro-1-Octanesulfonamido)ethan-d4-ol (d9-NEtFOSE)	**37**	Q	50-150

Project Name: TROY MILLS LANDFILL SUPERFUND **Lab Number:** L2017189

Project Number: 04.0190987.09 **Report Date:** 05/05/20

SAMPLE RESULTS

Lab ID: L2017189-06 R
Client ID: TRY_MW-702D
Sample Location: TROY, NH

Date Collected: 04/22/20 11:25
Date Received: 04/24/20
Field Prep: Not Specified

Sample Depth:
Matrix: Water
Analytical Method: 134,LCMSMS-ID
Analytical Date: 05/02/20 02:21
Analyst: JW

Extraction Method: ALPHA 23528
Extraction Date: 04/29/20 08:49

Parameter	Result	Qualifier	Units	RL	MDL	Dilution Factor
Perfluorinated Alkyl Acids by Isotope Dilution - Mansfield Lab						
Perfluorobutanoic Acid (PFBA)	ND		ng/l	1.77	--	1
Perfluoropentanoic Acid (PFPeA)	ND		ng/l	1.77	--	1
Perfluorobutanesulfonic Acid (PFBS)	ND		ng/l	1.77	--	1
1H,1H,2H,2H-Perfluorohexanesulfonic Acid (4:2FTS)	ND		ng/l	1.77	--	1
Perfluorohexanoic Acid (PFHxA)	ND		ng/l	1.77	--	1
Perfluoropentanesulfonic Acid (PFPeS)	ND		ng/l	1.77	--	1
Perfluoroheptanoic Acid (PFHpA)	ND		ng/l	1.77	--	1
Perfluorohexanesulfonic Acid (PFHxS)	ND		ng/l	1.77	--	1
Perfluorooctanoic Acid (PFOA)	ND		ng/l	1.77	--	1
1H,1H,2H,2H-Perfluorooctanesulfonic Acid (6:2FTS)	ND		ng/l	1.77	--	1
Perfluoroheptanesulfonic Acid (PFHpS)	ND		ng/l	1.77	--	1
Perfluorononanoic Acid (PFNA)	ND		ng/l	1.77	--	1
Perfluorooctanesulfonic Acid (PFOS)	ND		ng/l	1.77	--	1
Perfluorodecanoic Acid (PFDA)	ND		ng/l	1.77	--	1
1H,1H,2H,2H-Perfluorodecanesulfonic Acid (8:2FTS)	ND		ng/l	1.77	--	1
Perfluorononanesulfonic Acid (PFNS)	ND		ng/l	1.77	--	1
N-Methyl Perfluorooctanesulfonamidoacetic Acid (NMeFOSAA)	ND		ng/l	1.77	--	1
Perfluoroundecanoic Acid (PFUnA)	8.60		ng/l	1.77	--	1
Perfluorodecanesulfonic Acid (PFDS)	ND		ng/l	1.77	--	1
Perfluorooctanesulfonamide (FOSA)	ND		ng/l	1.77	--	1
N-Ethyl Perfluorooctanesulfonamidoacetic Acid (NEtFOSAA)	ND		ng/l	1.77	--	1
Perfluorododecanoic Acid (PFDoA)	1.78		ng/l	1.77	--	1
Perfluorotridecanoic Acid (PFTrDA)	ND		ng/l	1.77	--	1
Perfluorotetradecanoic Acid (PFTA)	ND		ng/l	1.77	--	1
2,3,3,3-Tetrafluoro-2-[1,1,2,2,3,3,3-Heptafluoropropoxy]-Propanoic Acid (HFPO-DA)	ND		ng/l	44.2	--	1
4,8-Dioxa-3h-Perfluorononanoic Acid (ADONA)	ND		ng/l	1.77	--	1
Perfluorohexadecanoic Acid (PFHxDA)	ND		ng/l	3.53	--	1

Project Name: TROY MILLS LANDFILL SUPERFUND **Lab Number:** L2017189

Project Number: 04.0190987.09 **Report Date:** 05/05/20

SAMPLE RESULTS

Lab ID: L2017189-06 R
Client ID: TRY_MW-702D
Sample Location: TROY, NH

Date Collected: 04/22/20 11:25
Date Received: 04/24/20
Field Prep: Not Specified

Sample Depth:

Parameter	Result	Qualifier	Units	RL	MDL	Dilution Factor
Perfluorinated Alkyl Acids by Isotope Dilution - Mansfield Lab						
Perfluorooctadecanoic Acid (PFODA)	ND		ng/l	3.53	--	1
Perfluorododecane Sulfonic Acid (PFDoDS)	ND		ng/l	1.77	--	1
1H,1H,2H,2H-Perfluorododecanesulfonic Acid (10:2FTS)	ND		ng/l	4.42	--	1
9-Chlorohexadecafluoro-3-Oxanone-1-Sulfonic Acid (9Cl-PF3ONS)	ND		ng/l	1.77	--	1
11-Chloroeicosafluoro-3-Oxaundecane-1-Sulfonic Acid (11Cl-PF3OUdS)	ND		ng/l	1.77	--	1
N-Methyl Perfluorooctane Sulfonamide (NMeFOSA)	ND		ng/l	17.7	--	1
N-Ethyl Perfluorooctane Sulfonamide (NEtFOSA)	ND		ng/l	17.7	--	1
N-Methyl Perfluorooctanesulfonamido Ethanol (NMeFOSE)	ND		ng/l	44.2	--	1
N-Ethyl Perfluorooctanesulfonamido Ethanol (NEtFOSE)	ND		ng/l	44.2	--	1
PFOA/PFOS, Total	ND		ng/l	1.77	--	1
PFAS, Total (5)	ND		ng/l	1.77	--	1

Project Name: TROY MILLS LANDFILL SUPERFUND **Lab Number:** L2017189

Project Number: 04.0190987.09 **Report Date:** 05/05/20

SAMPLE RESULTS

Lab ID: L2017189-06 R
Client ID: TRY_MW-702D
Sample Location: TROY, NH

Date Collected: 04/22/20 11:25
Date Received: 04/24/20
Field Prep: Not Specified

Sample Depth:

Parameter	Result	Qualifier	Units	RL	MDL	Dilution Factor

Perfluorinated Alkyl Acids by Isotope Dilution - Mansfield Lab

Surrogate (Extracted Internal Standard)	% Recovery	Qualifier	Acceptance Criteria
Perfluoro[13C4]Butanoic Acid (MPFBA)	37		2-156
Perfluoro[13C5]Pentanoic Acid (M5PFPEA)	35		16-173
Perfluoro[2,3,4-13C3]Butanesulfonic Acid (M3PFBS)	88		31-159
1H,1H,2H,2H-Perfluoro[1,2-13C2]Hexanesulfonic Acid (M2-4:2FTS)	111		1-313
Perfluoro[1,2,3,4,6-13C5]Hexanoic Acid (M5PFHxA)	29		21-145
Perfluoro[1,2,3,4-13C4]Heptanoic Acid (M4PFHpA)	34		30-139
Perfluoro[1,2,3-13C3]Hexanesulfonic Acid (M3PFHxS)	116		47-153
Perfluoro[13C8]Octanoic Acid (M8PFOA)	38		36-149
1H,1H,2H,2H-Perfluoro[1,2-13C2]Octanesulfonic Acid (M2-6:2FTS)	115		1-244
Perfluoro[13C9]Nonanoic Acid (M9PFNA)	42		34-146
Perfluoro[13C8]Octanesulfonic Acid (M8PFOS)	102		42-146
Perfluoro[1,2,3,4,5,6-13C6]Decanoic Acid (M6PFDA)	42		38-144
1H,1H,2H,2H-Perfluoro[1,2-13C2]Decanesulfonic Acid (M2-8:2FTS)	160		7-170
N-Deuteriomethylperfluoro-1-octanesulfonamidoacetic Acid (d3-NMeFOSAA)	41		1-181
Perfluoro[1,2,3,4,5,6,7-13C7]Undecanoic Acid (M7-PFUDA)	54		40-144
Perfluoro[13C8]Octanesulfonamide (M8FOSA)	51		1-87
N-Deuterioethylperfluoro-1-octanesulfonamidoacetic Acid (d5-NEtFOSAA)	48		23-146
Perfluoro[1,2-13C2]Dodecanoic Acid (MPFDOA)	62		24-161
Perfluoro[1,2-13C2]Tetradecanoic Acid (M2PFTEDA)	70		33-143
2,3,3,3-Tetrafluoro-2-[1,1,2,2,3,3,3-Heptafluoropropoxy]-13C3-Propanoic Acid (M3HFPO-DA)	**8**	Q	50-150
Perfluoro[13C2]Hexadecanoic Acid (M2PFHxDA)	74		50-150
N-Methyl-d3-Perfluoro-1-Octanesulfonamide (d3-NMeFOSA)	**10**	Q	50-150
N-Ethyl-d5-Perfluoro-1-Octanesulfonamide (d5-NEtFOSA)	**11**	Q	50-150
2-(N-Methyl-d3-Perfluoro-1-Octanesulfonamido)ethan-d4-ol (d7-NMeFOSE)	**33**	Q	50-150
2-(N-Ethyl-d5-Perfluoro-1-Octanesulfonamido)ethan-d4-ol (d9-NEtFOSE)	**34**	Q	50-150

Project Name: TROY MILLS LANDFILL SUPERFUND **Lab Number:** L2017189

Project Number: 04.0190987.09 **Report Date:** 05/05/20

SAMPLE RESULTS

Lab ID: L2017189-07 R
Client ID: TRY_MW-C6S
Sample Location: TROY, NH

Date Collected: 04/22/20 14:35
Date Received: 04/24/20
Field Prep: Not Specified

Sample Depth:
Matrix: Water
Analytical Method: 134,LCMSMS-ID
Analytical Date: 05/01/20 12:50
Analyst: JW

Extraction Method: ALPHA 23528
Extraction Date: 04/29/20 08:49

Parameter	Result	Qualifier	Units	RL	MDL	Dilution Factor
Perfluorinated Alkyl Acids by Isotope Dilution - Mansfield Lab						
Perfluorobutanoic Acid (PFBA)	56.8		ng/l	1.84	--	1
Perfluoropentanoic Acid (PFPeA)	140		ng/l	1.84	--	1
Perfluorobutanesulfonic Acid (PFBS)	7.76		ng/l	1.84	--	1
1H,1H,2H,2H-Perfluorohexanesulfonic Acid (4:2FTS)	ND		ng/l	1.84	--	1
Perfluorohexanoic Acid (PFHxA)	148		ng/l	1.84	--	1
Perfluoropentanesulfonic Acid (PFPeS)	1.91		ng/l	1.84	--	1
Perfluoroheptanoic Acid (PFHpA)	183		ng/l	1.84	--	1
Perfluorohexanesulfonic Acid (PFHxS)	11.2		ng/l	1.84	--	1
Perfluorooctanoic Acid (PFOA)	442		ng/l	1.84	--	1
1H,1H,2H,2H-Perfluorooctanesulfonic Acid (6:2FTS)	ND		ng/l	1.84	--	1
Perfluoroheptanesulfonic Acid (PFHpS)	ND		ng/l	1.84	--	1
Perfluorononanoic Acid (PFNA)	13.6		ng/l	1.84	--	1
Perfluorooctanesulfonic Acid (PFOS)	5.15		ng/l	1.84	--	1
Perfluorodecanoic Acid (PFDA)	ND		ng/l	1.84	--	1
1H,1H,2H,2H-Perfluorodecanesulfonic Acid (8:2FTS)	ND		ng/l	1.84	--	1
Perfluorononanesulfonic Acid (PFNS)	ND		ng/l	1.84	--	1
N-Methyl Perfluorooctanesulfonamidoacetic Acid (NMeFOSAA)	ND		ng/l	1.84	--	1
Perfluoroundecanoic Acid (PFUnA)	ND		ng/l	1.84	--	1
Perfluorodecanesulfonic Acid (PFDS)	ND		ng/l	1.84	--	1
Perfluorooctanesulfonamide (FOSA)	ND		ng/l	1.84	--	1
N-Ethyl Perfluorooctanesulfonamidoacetic Acid (NEtFOSAA)	ND		ng/l	1.84	--	1
Perfluorododecanoic Acid (PFDoA)	ND		ng/l	1.84	--	1
Perfluorotridecanoic Acid (PFTrDA)	ND		ng/l	1.84	--	1
Perfluorotetradecanoic Acid (PFTA)	ND		ng/l	1.84	--	1
2,3,3,3-Tetrafluoro-2-[1,1,2,2,3,3,3-Heptafluoropropoxy]-Propanoic Acid (HFPO-DA)	ND		ng/l	46.0	--	1
4,8-Dioxa-3h-Perfluorononanoic Acid (ADONA)	ND		ng/l	1.84	--	1
Perfluorohexadecanoic Acid (PFHxDA)	ND		ng/l	3.68	--	1

Project Name: TROY MILLS LANDFILL SUPERFUND **Lab Number:** L2017189

Project Number: 04.0190987.09 **Report Date:** 05/05/20

SAMPLE RESULTS

Lab ID: L2017189-07 R
Client ID: TRY_MW-C6S
Sample Location: TROY, NH

Date Collected: 04/22/20 14:35
Date Received: 04/24/20
Field Prep: Not Specified

Sample Depth:

Parameter	Result	Qualifier	Units	RL	MDL	Dilution Factor
Perfluorinated Alkyl Acids by Isotope Dilution - Mansfield Lab						
Perfluorooctadecanoic Acid (PFODA)	ND		ng/l	3.68	--	1
Perfluorododecane Sulfonic Acid (PFDoDS)	ND		ng/l	1.84	--	1
1H,1H,2H,2H-Perfluorododecanesulfonic Acid (10:2FTS)	ND		ng/l	4.60	--	1
9-Chlorohexadecafluoro-3-Oxanone-1-Sulfonic Acid (9Cl-PF3ONS)	ND		ng/l	1.84	--	1
11-Chloroeicosafluoro-3-Oxaundecane-1-Sulfonic Acid (11Cl-PF3OUdS)	ND		ng/l	1.84	--	1
N-Methyl Perfluorooctane Sulfonamide (NMeFOSA)	ND		ng/l	18.4	--	1
N-Ethyl Perfluorooctane Sulfonamide (NEtFOSA)	ND		ng/l	18.4	--	1
N-Methyl Perfluorooctanesulfonamido Ethanol (NMeFOSE)	ND		ng/l	46.0	--	1
N-Ethyl Perfluorooctanesulfonamido Ethanol (NEtFOSE)	ND		ng/l	46.0	--	1
PFOA/PFOS, Total	447		ng/l	1.84	--	1
PFAS, Total (5)	655		ng/l	1.84	--	1

Project Name: TROY MILLS LANDFILL SUPERFUND **Lab Number:** L2017189

Project Number: 04.0190987.09 **Report Date:** 05/05/20

SAMPLE RESULTS

Lab ID: L2017189-07 R
Client ID: TRY_MW-C6S
Sample Location: TROY, NH

Date Collected: 04/22/20 14:35
Date Received: 04/24/20
Field Prep: Not Specified

Sample Depth:

Parameter	Result	Qualifier	Units	RL	MDL	Dilution Factor

Perfluorinated Alkyl Acids by Isotope Dilution - Mansfield Lab

Surrogate (Extracted Internal Standard)	% Recovery	Qualifier	Acceptance Criteria
Perfluoro[13C4]Butanoic Acid (MPFBA)	79		2-156
Perfluoro[13C5]Pentanoic Acid (M5PFPEA)	60		16-173
Perfluoro[2,3,4-13C3]Butanesulfonic Acid (M3PFBS)	85		31-159
1H,1H,2H,2H-Perfluoro[1,2-13C2]Hexanesulfonic Acid (M2-4:2FTS)	231		1-313
Perfluoro[1,2,3,4,6-13C5]Hexanoic Acid (M5PFHxA)	57		21-145
Perfluoro[1,2,3,4-13C4]Heptanoic Acid (M4PFHpA)	73		30-139
Perfluoro[1,2,3-13C3]Hexanesulfonic Acid (M3PFHxS)	113		47-153
Perfluoro[13C8]Octanoic Acid (M8PFOA)	75		36-149
1H,1H,2H,2H-Perfluoro[1,2-13C2]Octanesulfonic Acid (M2-6:2FTS)	244		1-244
Perfluoro[13C9]Nonanoic Acid (M9PFNA)	74		34-146
Perfluoro[13C8]Octanesulfonic Acid (M8PFOS)	92		42-146
Perfluoro[1,2,3,4,5,6-13C6]Decanoic Acid (M6PFDA)	65		38-144
1H,1H,2H,2H-Perfluoro[1,2-13C2]Decanesulfonic Acid (M2-8:2FTS)	152		7-170
N-Deuteriomethylperfluoro-1-octanesulfonamidoacetic Acid (d3-NMeFOSAA)	69		1-181
Perfluoro[1,2,3,4,5,6,7-13C7]Undecanoic Acid (M7-PFUDA)	72		40-144
Perfluoro[13C8]Octanesulfonamide (M8FOSA)	49		1-87
N-Deuterioethylperfluoro-1-octanesulfonamidoacetic Acid (d5-NEtFOSAA)	73		23-146
Perfluoro[1,2-13C2]Dodecanoic Acid (MPFDOA)	68		24-161
Perfluoro[1,2-13C2]Tetradecanoic Acid (M2PFTEDA)	67		33-143
2,3,3,3-Tetrafluoro-2-[1,1,2,2,3,3,3-Heptafluoropropoxy]-13C3-Propanoic Acid (M3HFPO-DA)	58		50-150
Perfluoro[13C2]Hexadecanoic Acid (M2PFHxDA)	65		50-150
N-Methyl-d3-Perfluoro-1-Octanesulfonamide (d3-NMeFOSA)	**10**	Q	50-150
N-Ethyl-d5-Perfluoro-1-Octanesulfonamide (d5-NEtFOSA)	**11**	Q	50-150
2-(N-Methyl-d3-Perfluoro-1-Octanesulfonamido)ethan-d4-ol (d7-NMeFOSE)	**42**	Q	50-150
2-(N-Ethyl-d5-Perfluoro-1-Octanesulfonamido)ethan-d4-ol (d9-NEtFOSE)	**44**	Q	50-150

Project Name: TROY MILLS LANDFILL SUPERFUND **Lab Number:** L2017189

Project Number: 04.0190987.09 **Report Date:** 05/05/20

SAMPLE RESULTS

Lab ID: L2017189-08 R
Client ID: TRY_MW-C6S DUP
Sample Location: TROY, NH

Date Collected: 04/22/20 14:35
Date Received: 04/24/20
Field Prep: Not Specified

Sample Depth:
Matrix: Water
Analytical Method: 134,LCMSMS-ID
Analytical Date: 05/01/20 13:06
Analyst: JW

Extraction Method: ALPHA 23528
Extraction Date: 04/29/20 08:49

Parameter	Result	Qualifier	Units	RL	MDL	Dilution Factor
Perfluorinated Alkyl Acids by Isotope Dilution - Mansfield Lab						
Perfluorobutanoic Acid (PFBA)	56.2		ng/l	1.82	--	1
Perfluoropentanoic Acid (PFPeA)	136		ng/l	1.82	--	1
Perfluorobutanesulfonic Acid (PFBS)	7.89		ng/l	1.82	--	1
1H,1H,2H,2H-Perfluorohexanesulfonic Acid (4:2FTS)	ND		ng/l	1.82	--	1
Perfluorohexanoic Acid (PFHxA)	153		ng/l	1.82	--	1
Perfluoropentanesulfonic Acid (PFPeS)	ND		ng/l	1.82	--	1
Perfluoroheptanoic Acid (PFHpA)	176		ng/l	1.82	--	1
Perfluorohexanesulfonic Acid (PFHxS)	10.9		ng/l	1.82	--	1
Perfluorooctanoic Acid (PFOA)	446		ng/l	1.82	--	1
1H,1H,2H,2H-Perfluorooctanesulfonic Acid (6:2FTS)	ND		ng/l	1.82	--	1
Perfluoroheptanesulfonic Acid (PFHpS)	ND		ng/l	1.82	--	1
Perfluorononanoic Acid (PFNA)	12.7		ng/l	1.82	--	1
Perfluorooctanesulfonic Acid (PFOS)	4.36		ng/l	1.82	--	1
Perfluorodecanoic Acid (PFDA)	ND		ng/l	1.82	--	1
1H,1H,2H,2H-Perfluorodecanesulfonic Acid (8:2FTS)	ND		ng/l	1.82	--	1
Perfluorononanesulfonic Acid (PFNS)	ND		ng/l	1.82	--	1
N-Methyl Perfluorooctanesulfonamidoacetic Acid (NMeFOSAA)	ND		ng/l	1.82	--	1
Perfluoroundecanoic Acid (PFUnA)	ND		ng/l	1.82	--	1
Perfluorodecanesulfonic Acid (PFDS)	ND		ng/l	1.82	--	1
Perfluorooctanesulfonamide (FOSA)	ND		ng/l	1.82	--	1
N-Ethyl Perfluorooctanesulfonamidoacetic Acid (NEtFOSAA)	ND		ng/l	1.82	--	1
Perfluorododecanoic Acid (PFDoA)	ND		ng/l	1.82	--	1
Perfluorotridecanoic Acid (PFTrDA)	ND		ng/l	1.82	--	1
Perfluorotetradecanoic Acid (PFTA)	ND		ng/l	1.82	--	1
2,3,3,3-Tetrafluoro-2-[1,1,2,2,3,3,3-Heptafluoropropoxy]-Propanoic Acid (HFPO-DA)	ND		ng/l	45.4	--	1
4,8-Dioxa-3h-Perfluorononanoic Acid (ADONA)	ND		ng/l	1.82	--	1
Perfluorohexadecanoic Acid (PFHxDA)	ND		ng/l	3.64	--	1

Project Name: TROY MILLS LANDFILL SUPERFUND **Lab Number:** L2017189

Project Number: 04.0190987.09 **Report Date:** 05/05/20

SAMPLE RESULTS

Lab ID: L2017189-08 R
Client ID: TRY_MW-C6S DUP
Sample Location: TROY, NH

Date Collected: 04/22/20 14:35
Date Received: 04/24/20
Field Prep: Not Specified

Sample Depth:

Parameter	Result	Qualifier	Units	RL	MDL	Dilution Factor
Perfluorinated Alkyl Acids by Isotope Dilution - Mansfield Lab						
Perfluorooctadecanoic Acid (PFODA)	ND		ng/l	3.64	--	1
Perfluorododecane Sulfonic Acid (PFDoDS)	ND		ng/l	1.82	--	1
1H,1H,2H,2H-Perfluorododecanesulfonic Acid (10:2FTS)	ND		ng/l	4.54	--	1
9-Chlorohexadecafluoro-3-Oxanone-1-Sulfonic Acid (9Cl-PF3ONS)	ND		ng/l	1.82	--	1
11-Chloroeicosafluoro-3-Oxaundecane-1-Sulfonic Acid (11Cl-PF3OUdS)	ND		ng/l	1.82	--	1
N-Methyl Perfluorooctane Sulfonamide (NMeFOSA)	ND		ng/l	18.2	--	1
N-Ethyl Perfluorooctane Sulfonamide (NEtFOSA)	ND		ng/l	18.2	--	1
N-Methyl Perfluorooctanesulfonamido Ethanol (NMeFOSE)	ND		ng/l	45.4	--	1
N-Ethyl Perfluorooctanesulfonamido Ethanol (NEtFOSE)	ND		ng/l	45.4	--	1
PFOA/PFOS, Total	450		ng/l	1.82	--	1
PFAS, Total (5)	650		ng/l	1.82	--	1

Project Name: TROY MILLS LANDFILL SUPERFUND **Lab Number:** L2017189

Project Number: 04.0190987.09 **Report Date:** 05/05/20

SAMPLE RESULTS

Lab ID: L2017189-08 R
Client ID: TRY_MW-C6S DUP
Sample Location: TROY, NH

Date Collected: 04/22/20 14:35
Date Received: 04/24/20
Field Prep: Not Specified

Sample Depth:

Parameter	Result	Qualifier	Units	RL	MDL	Dilution Factor

Perfluorinated Alkyl Acids by Isotope Dilution - Mansfield Lab

Surrogate (Extracted Internal Standard)	% Recovery	Qualifier	Acceptance Criteria
Perfluoro[13C4]Butanoic Acid (MPFBA)	75		2-156
Perfluoro[13C5]Pentanoic Acid (M5PFPEA)	58		16-173
Perfluoro[2,3,4-13C3]Butanesulfonic Acid (M3PFBS)	80		31-159
1H,1H,2H,2H-Perfluoro[1,2-13C2]Hexanesulfonic Acid (M2-4:2FTS)	222		1-313
Perfluoro[1,2,3,4,6-13C5]Hexanoic Acid (M5PFHxA)	52		21-145
Perfluoro[1,2,3,4-13C4]Heptanoic Acid (M4PFHpA)	69		30-139
Perfluoro[1,2,3-13C3]Hexanesulfonic Acid (M3PFHxS)	112		47-153
Perfluoro[13C8]Octanoic Acid (M8PFOA)	72		36-149
1H,1H,2H,2H-Perfluoro[1,2-13C2]Octanesulfonic Acid (M2-6:2FTS)	235		1-244
Perfluoro[13C9]Nonanoic Acid (M9PFNA)	71		34-146
Perfluoro[13C8]Octanesulfonic Acid (M8PFOS)	90		42-146
Perfluoro[1,2,3,4,5,6-13C6]Decanoic Acid (M6PFDA)	66		38-144
1H,1H,2H,2H-Perfluoro[1,2-13C2]Decanesulfonic Acid (M2-8:2FTS)	153		7-170
N-Deuteriomethylperfluoro-1-octanesulfonamidoacetic Acid (d3-NMeFOSAA)	67		1-181
Perfluoro[1,2,3,4,5,6,7-13C7]Undecanoic Acid (M7-PFUDA)	73		40-144
Perfluoro[13C8]Octanesulfonamide (M8FOSA)	49		1-87
N-Deuterioethylperfluoro-1-octanesulfonamidoacetic Acid (d5-NEtFOSAA)	70		23-146
Perfluoro[1,2-13C2]Dodecanoic Acid (MPFDOA)	70		24-161
Perfluoro[1,2-13C2]Tetradecanoic Acid (M2PFTEDA)	70		33-143
2,3,3,3-Tetrafluoro-2-[1,1,2,2,3,3,3-Heptafluoropropoxy]-13C3-Propanoic Acid (M3HFPO-DA)	61		50-150
Perfluoro[13C2]Hexadecanoic Acid (M2PFHxDA)	66		50-150
N-Methyl-d3-Perfluoro-1-Octanesulfonamide (d3-NMeFOSA)	**7**	Q	50-150
N-Ethyl-d5-Perfluoro-1-Octanesulfonamide (d5-NEtFOSA)	**8**	Q	50-150
2-(N-Methyl-d3-Perfluoro-1-Octanesulfonamido)ethan-d4-ol (d7-NMeFOSE)	**41**	Q	50-150
2-(N-Ethyl-d5-Perfluoro-1-Octanesulfonamido)ethan-d4-ol (d9-NEtFOSE)	**44**	Q	50-150

Project Name: TROY MILLS LANDFILL SUPERFUND **Lab Number:** L2017189

Project Number: 04.0190987.09 **Report Date:** 05/05/20

SAMPLE RESULTS

Lab ID: L2017189-09 R
Client ID: TRY_MW-C6D
Sample Location: TROY, NH

Date Collected: 04/22/20 12:35
Date Received: 04/24/20
Field Prep: Not Specified

Sample Depth:
Matrix: Water
Analytical Method: 134,LCMSMS-ID
Analytical Date: 05/01/20 13:23
Analyst: JW

Extraction Method: ALPHA 23528
Extraction Date: 04/29/20 08:49

Parameter	Result	Qualifier	Units	RL	MDL	Dilution Factor
Perfluorinated Alkyl Acids by Isotope Dilution - Mansfield Lab						
Perfluorobutanoic Acid (PFBA)	8.66		ng/l	1.77	--	1
Perfluoropentanoic Acid (PFPeA)	22.4		ng/l	1.77	--	1
Perfluorobutanesulfonic Acid (PFBS)	ND		ng/l	1.77	--	1
1H,1H,2H,2H-Perfluorohexanesulfonic Acid (4:2FTS)	ND		ng/l	1.77	--	1
Perfluorohexanoic Acid (PFHxA)	23.8		ng/l	1.77	--	1
Perfluoropentanesulfonic Acid (PFPeS)	ND		ng/l	1.77	--	1
Perfluoroheptanoic Acid (PFHpA)	21.4		ng/l	1.77	--	1
Perfluorohexanesulfonic Acid (PFHxS)	ND		ng/l	1.77	--	1
Perfluorooctanoic Acid (PFOA)	43.1		ng/l	1.77	--	1
1H,1H,2H,2H-Perfluorooctanesulfonic Acid (6:2FTS)	ND		ng/l	1.77	--	1
Perfluoroheptanesulfonic Acid (PFHpS)	ND		ng/l	1.77	--	1
Perfluorononanoic Acid (PFNA)	ND		ng/l	1.77	--	1
Perfluorooctanesulfonic Acid (PFOS)	ND		ng/l	1.77	--	1
Perfluorodecanoic Acid (PFDA)	2.46		ng/l	1.77	--	1
1H,1H,2H,2H-Perfluorodecanesulfonic Acid (8:2FTS)	ND		ng/l	1.77	--	1
Perfluorononanesulfonic Acid (PFNS)	ND		ng/l	1.77	--	1
N-Methyl Perfluorooctanesulfonamidoacetic Acid (NMeFOSAA)	ND		ng/l	1.77	--	1
Perfluoroundecanoic Acid (PFUnA)	ND		ng/l	1.77	--	1
Perfluorodecanesulfonic Acid (PFDS)	ND		ng/l	1.77	--	1
Perfluorooctanesulfonamide (FOSA)	ND		ng/l	1.77	--	1
N-Ethyl Perfluorooctanesulfonamidoacetic Acid (NEtFOSAA)	ND		ng/l	1.77	--	1
Perfluorododecanoic Acid (PFDoA)	ND		ng/l	1.77	--	1
Perfluorotridecanoic Acid (PFTrDA)	ND		ng/l	1.77	--	1
Perfluorotetradecanoic Acid (PFTA)	ND		ng/l	1.77	--	1
2,3,3,3-Tetrafluoro-2-[1,1,2,2,3,3,3-Heptafluoropropoxy]-Propanoic Acid (HFPO-DA)	ND		ng/l	44.2	--	1
4,8-Dioxa-3h-Perfluorononanoic Acid (ADONA)	ND		ng/l	1.77	--	1
Perfluorohexadecanoic Acid (PFHxDA)	ND		ng/l	3.53	--	1

Project Name: TROY MILLS LANDFILL SUPERFUND **Lab Number:** L2017189

Project Number: 04.0190987.09 **Report Date:** 05/05/20

SAMPLE RESULTS

Lab ID: L2017189-09 R
Client ID: TRY_MW-C6D
Sample Location: TROY, NH

Date Collected: 04/22/20 12:35
Date Received: 04/24/20
Field Prep: Not Specified

Sample Depth:

Parameter	Result	Qualifier	Units	RL	MDL	Dilution Factor
Perfluorinated Alkyl Acids by Isotope Dilution - Mansfield Lab						
Perfluorooctadecanoic Acid (PFODA)	ND		ng/l	3.53	--	1
Perfluorododecane Sulfonic Acid (PFDoDS)	ND		ng/l	1.77	--	1
1H,1H,2H,2H-Perfluorododecanesulfonic Acid (10:2FTS)	ND		ng/l	4.42	--	1
9-Chlorohexadecafluoro-3-Oxanone-1-Sulfonic Acid (9Cl-PF3ONS)	ND		ng/l	1.77	--	1
11-Chloroeicosafluoro-3-Oxaundecane-1-Sulfonic Acid (11Cl-PF3OUdS)	ND		ng/l	1.77	--	1
N-Methyl Perfluorooctane Sulfonamide (NMeFOSA)	ND		ng/l	17.7	--	1
N-Ethyl Perfluorooctane Sulfonamide (NEtFOSA)	ND		ng/l	17.7	--	1
N-Methyl Perfluorooctanesulfonamido Ethanol (NMeFOSE)	ND		ng/l	44.2	--	1
N-Ethyl Perfluorooctanesulfonamido Ethanol (NEtFOSE)	ND		ng/l	44.2	--	1
PFOA/PFOS, Total	43.1		ng/l	1.77	--	1
PFAS, Total (5)	64.5		ng/l	1.77	--	1

Project Name: TROY MILLS LANDFILL SUPERFUND **Lab Number:** L2017189

Project Number: 04.0190987.09 **Report Date:** 05/05/20

SAMPLE RESULTS

Lab ID: L2017189-09 R
Client ID: TRY_MW-C6D
Sample Location: TROY, NH

Date Collected: 04/22/20 12:35
Date Received: 04/24/20
Field Prep: Not Specified

Sample Depth:

Parameter	Result	Qualifier	Units	RL	MDL	Dilution Factor

Perfluorinated Alkyl Acids by Isotope Dilution - Mansfield Lab

Surrogate (Extracted Internal Standard)	% Recovery	Qualifier	Acceptance Criteria
Perfluoro[13C4]Butanoic Acid (MPFBA)	76		2-156
Perfluoro[13C5]Pentanoic Acid (M5PFPEA)	63		16-173
Perfluoro[2,3,4-13C3]Butanesulfonic Acid (M3PFBS)	87		31-159
1H,1H,2H,2H-Perfluoro[1,2-13C2]Hexanesulfonic Acid (M2-4:2FTS)	191		1-313
Perfluoro[1,2,3,4,6-13C5]Hexanoic Acid (M5PFHxA)	53		21-145
Perfluoro[1,2,3,4-13C4]Heptanoic Acid (M4PFHpA)	63		30-139
Perfluoro[1,2,3-13C3]Hexanesulfonic Acid (M3PFHxS)	115		47-153
Perfluoro[13C8]Octanoic Acid (M8PFOA)	66		36-149
1H,1H,2H,2H-Perfluoro[1,2-13C2]Octanesulfonic Acid (M2-6:2FTS)	157		1-244
Perfluoro[13C9]Nonanoic Acid (M9PFNA)	59		34-146
Perfluoro[13C8]Octanesulfonic Acid (M8PFOS)	93		42-146
Perfluoro[1,2,3,4,5,6-13C6]Decanoic Acid (M6PFDA)	58		38-144
1H,1H,2H,2H-Perfluoro[1,2-13C2]Decanesulfonic Acid (M2-8:2FTS)	123		7-170
N-Deuteriomethylperfluoro-1-octanesulfonamidoacetic Acid (d3-NMeFOSAA)	52		1-181
Perfluoro[1,2,3,4,5,6,7-13C7]Undecanoic Acid (M7-PFUDA)	66		40-144
Perfluoro[13C8]Octanesulfonamide (M8FOSA)	49		1-87
N-Deuterioethylperfluoro-1-octanesulfonamidoacetic Acid (d5-NEtFOSAA)	58		23-146
Perfluoro[1,2-13C2]Dodecanoic Acid (MPFDOA)	65		24-161
Perfluoro[1,2-13C2]Tetradecanoic Acid (M2PFTEDA)	71		33-143
2,3,3,3-Tetrafluoro-2-[1,1,2,2,3,3,3-Heptafluoropropoxy]-13C3-Propanoic Acid (M3HFPO-DA)	**29**	Q	50-150
Perfluoro[13C2]Hexadecanoic Acid (M2PFHxDA)	70		50-150
N-Methyl-d3-Perfluoro-1-Octanesulfonamide (d3-NMeFOSA)	**9**	Q	50-150
N-Ethyl-d5-Perfluoro-1-Octanesulfonamide (d5-NEtFOSA)	**9**	Q	50-150
2-(N-Methyl-d3-Perfluoro-1-Octanesulfonamido)ethan-d4-ol (d7-NMeFOSE)	**44**	Q	50-150
2-(N-Ethyl-d5-Perfluoro-1-Octanesulfonamido)ethan-d4-ol (d9-NEtFOSE)	**43**	Q	50-150

Project Name: TROY MILLS LANDFILL SUPERFUND **Lab Number:** L2017189

Project Number: 04.0190987.09 **Report Date:** 05/05/20

SAMPLE RESULTS

Lab ID: L2017189-10 R
Client ID: TRY_MW-801
Sample Location: TROY, NH

Date Collected: 04/23/20 10:10
Date Received: 04/24/20
Field Prep: Not Specified

Sample Depth:
Matrix: Water
Analytical Method: 134,LCMSMS-ID
Analytical Date: 05/01/20 13:39
Analyst: JW

Extraction Method: ALPHA 23528
Extraction Date: 04/29/20 08:49

Parameter	Result	Qualifier	Units	RL	MDL	Dilution Factor
Perfluorinated Alkyl Acids by Isotope Dilution - Mansfield Lab						
Perfluorobutanoic Acid (PFBA)	66.1		ng/l	1.82	--	1
Perfluoropentanoic Acid (PFPeA)	128		ng/l	1.82	--	1
Perfluorobutanesulfonic Acid (PFBS)	18.1		ng/l	1.82	--	1
1H,1H,2H,2H-Perfluorohexanesulfonic Acid (4:2FTS)	ND		ng/l	1.82	--	1
Perfluorohexanoic Acid (PFHxA)	177		ng/l	1.82	--	1
Perfluoropentanesulfonic Acid (PFPeS)	ND		ng/l	1.82	--	1
Perfluoroheptanoic Acid (PFHpA)	244		ng/l	1.82	--	1
Perfluorohexanesulfonic Acid (PFHxS)	7.96		ng/l	1.82	--	1
Perfluorooctanoic Acid (PFOA)	552		ng/l	1.82	--	1
1H,1H,2H,2H-Perfluorooctanesulfonic Acid (6:2FTS)	ND		ng/l	1.82	--	1
Perfluoroheptanesulfonic Acid (PFHpS)	ND		ng/l	1.82	--	1
Perfluorononanoic Acid (PFNA)	6.91		ng/l	1.82	--	1
Perfluorooctanesulfonic Acid (PFOS)	3.93		ng/l	1.82	--	1
Perfluorodecanoic Acid (PFDA)	ND		ng/l	1.82	--	1
1H,1H,2H,2H-Perfluorodecanesulfonic Acid (8:2FTS)	ND		ng/l	1.82	--	1
Perfluorononanesulfonic Acid (PFNS)	ND		ng/l	1.82	--	1
N-Methyl Perfluorooctanesulfonamidoacetic Acid (NMeFOSAA)	ND		ng/l	1.82	--	1
Perfluoroundecanoic Acid (PFUnA)	6.50		ng/l	1.82	--	1
Perfluorodecanesulfonic Acid (PFDS)	ND		ng/l	1.82	--	1
Perfluorooctanesulfonamide (FOSA)	ND		ng/l	1.82	--	1
N-Ethyl Perfluorooctanesulfonamidoacetic Acid (NEtFOSAA)	ND		ng/l	1.82	--	1
Perfluorododecanoic Acid (PFDoA)	ND		ng/l	1.82	--	1
Perfluorotridecanoic Acid (PFTrDA)	ND		ng/l	1.82	--	1
Perfluorotetradecanoic Acid (PFTA)	ND		ng/l	1.82	--	1
2,3,3,3-Tetrafluoro-2-[1,1,2,2,3,3,3-Heptafluoropropoxy]-Propanoic Acid (HFPO-DA)	ND		ng/l	45.4	--	1
4,8-Dioxa-3h-Perfluorononanoic Acid (ADONA)	ND		ng/l	1.82	--	1
Perfluorohexadecanoic Acid (PFHxDA)	ND		ng/l	3.64	--	1

Project Name: TROY MILLS LANDFILL SUPERFUND **Lab Number:** L2017189

Project Number: 04.0190987.09 **Report Date:** 05/05/20

SAMPLE RESULTS

Lab ID: L2017189-10 R
Client ID: TRY_MW-801
Sample Location: TROY, NH

Date Collected: 04/23/20 10:10
Date Received: 04/24/20
Field Prep: Not Specified

Sample Depth:

Parameter	Result	Qualifier	Units	RL	MDL	Dilution Factor
Perfluorinated Alkyl Acids by Isotope Dilution - Mansfield Lab						
Perfluorooctadecanoic Acid (PFODA)	ND		ng/l	3.64	--	1
Perfluorododecane Sulfonic Acid (PFDoDS)	ND		ng/l	1.82	--	1
1H,1H,2H,2H-Perfluorododecanesulfonic Acid (10:2FTS)	ND		ng/l	4.54	--	1
9-Chlorohexadecafluoro-3-Oxanone-1-Sulfonic Acid (9Cl-PF3ONS)	ND		ng/l	1.82	--	1
11-Chloroeicosafluoro-3-Oxaundecane-1-Sulfonic Acid (11Cl-PF3OUdS)	ND		ng/l	1.82	--	1
N-Methyl Perfluorooctane Sulfonamide (NMeFOSA)	ND		ng/l	18.2	--	1
N-Ethyl Perfluorooctane Sulfonamide (NEtFOSA)	ND		ng/l	18.2	--	1
N-Methyl Perfluorooctanesulfonamido Ethanol (NMeFOSE)	ND		ng/l	45.4	--	1
N-Ethyl Perfluorooctanesulfonamido Ethanol (NEtFOSE)	ND		ng/l	45.4	--	1
PFOA/PFOS, Total	556		ng/l	1.82	--	1
PFAS, Total (5)	815		ng/l	1.82	--	1

Project Name: TROY MILLS LANDFILL SUPERFUND **Lab Number:** L2017189

Project Number: 04.0190987.09 **Report Date:** 05/05/20

SAMPLE RESULTS

Lab ID: L2017189-10 R
Client ID: TRY_MW-801
Sample Location: TROY, NH

Date Collected: 04/23/20 10:10
Date Received: 04/24/20
Field Prep: Not Specified

Sample Depth:

Parameter	Result	Qualifier	Units	RL	MDL	Dilution Factor
Perfluorinated Alkyl Acids by Isotope Dilution - Mansfield Lab						

Surrogate (Extracted Internal Standard)	% Recovery	Qualifier	Acceptance Criteria
Perfluoro[13C4]Butanoic Acid (MPFBA)	87		2-156
Perfluoro[13C5]Pentanoic Acid (M5PFPEA)	75		16-173
Perfluoro[2,3,4-13C3]Butanesulfonic Acid (M3PFBS)	71		31-159
1H,1H,2H,2H-Perfluoro[1,2-13C2]Hexanesulfonic Acid (M2-4:2FTS)	223		1-313
Perfluoro[1,2,3,4,6-13C5]Hexanoic Acid (M5PFHxA)	58		21-145
Perfluoro[1,2,3,4-13C4]Heptanoic Acid (M4PFHpA)	76		30-139
Perfluoro[1,2,3-13C3]Hexanesulfonic Acid (M3PFHxS)	101		47-153
Perfluoro[13C8]Octanoic Acid (M8PFOA)	82		36-149
1H,1H,2H,2H-Perfluoro[1,2-13C2]Octanesulfonic Acid (M2-6:2FTS)	**272**	Q	1-244
Perfluoro[13C9]Nonanoic Acid (M9PFNA)	88		34-146
Perfluoro[13C8]Octanesulfonic Acid (M8PFOS)	82		42-146
Perfluoro[1,2,3,4,5,6-13C6]Decanoic Acid (M6PFDA)	75		38-144
1H,1H,2H,2H-Perfluoro[1,2-13C2]Decanesulfonic Acid (M2-8:2FTS)	**236**	Q	7-170
N-Deuteriomethylperfluoro-1-octanesulfonamidoacetic Acid (d3-NMeFOSAA)	105		1-181
Perfluoro[1,2,3,4,5,6,7-13C7]Undecanoic Acid (M7-PFUDA)	82		40-144
Perfluoro[13C8]Octanesulfonamide (M8FOSA)	41		1-87
N-Deuterioethylperfluoro-1-octanesulfonamidoacetic Acid (d5-NEtFOSAA)	91		23-146
Perfluoro[1,2-13C2]Dodecanoic Acid (MPFDOA)	84		24-161
Perfluoro[1,2-13C2]Tetradecanoic Acid (M2PFTEDA)	79		33-143
2,3,3,3-Tetrafluoro-2-[1,1,2,2,3,3,3-Heptafluoropropoxy]-13C3-Propanoic Acid (M3HFPO-DA)	97		50-150
Perfluoro[13C2]Hexadecanoic Acid (M2PFHxDA)	63		50-150
N-Methyl-d3-Perfluoro-1-Octanesulfonamide (d3-NMeFOSA)	**11**	Q	50-150
N-Ethyl-d5-Perfluoro-1-Octanesulfonamide (d5-NEtFOSA)	**12**	Q	50-150
2-(N-Methyl-d3-Perfluoro-1-Octanesulfonamido)ethan-d4-ol (d7-NMeFOSE)	**45**	Q	50-150
2-(N-Ethyl-d5-Perfluoro-1-Octanesulfonamido)ethan-d4-ol (d9-NEtFOSE)	51		50-150

Project Name: TROY MILLS LANDFILL SUPERFUND **Lab Number:** L2017189

Project Number: 04.0190987.09 **Report Date:** 05/05/20

SAMPLE RESULTS

Lab ID: L2017189-11
Client ID: TRY_MW-802
Sample Location: TROY, NH

Date Collected: 04/23/20 14:45
Date Received: 04/24/20
Field Prep: Not Specified

Sample Depth:
Matrix: Water
Analytical Method: 134,LCMSMS-ID
Analytical Date: 05/01/20 05:53
Analyst: JW

Extraction Method: ALPHA 23528
Extraction Date: 04/29/20 08:53

Parameter	Result	Qualifier	Units	RL	MDL	Dilution Factor
Perfluorinated Alkyl Acids by Isotope Dilution - Mansfield Lab						
N-Methyl Perfluorooctane Sulfonamide (NMeFOSA)	ND		ng/l	19.4	--	1
N-Ethyl Perfluorooctane Sulfonamide (NEtFOSA)	ND		ng/l	19.4	--	1

Surrogate (Extracted Internal Standard)	% Recovery	Qualifier	Acceptance Criteria
N-Methyl-d3-Perfluoro-1-Octanesulfonamide (d3-NMeFOSA)	**2**	Q	50-150
N-Ethyl-d5-Perfluoro-1-Octanesulfonamide (d5-NEtFOSA)	**2**	Q	50-150

Project Name: TROY MILLS LANDFILL SUPERFUND **Lab Number:** L2017189

Project Number: 04.0190987.09 **Report Date:** 05/05/20

SAMPLE RESULTS

Lab ID: L2017189-11 R
Client ID: TRY_MW-802
Sample Location: TROY, NH

Date Collected: 04/23/20 14:45
Date Received: 04/24/20
Field Prep: Not Specified

Sample Depth:
Matrix: Water
Analytical Method: 134,LCMSMS-ID
Analytical Date: 05/01/20 13:56
Analyst: JW

Extraction Method: ALPHA 23528
Extraction Date: 04/29/20 08:53

Parameter	Result	Qualifier	Units	RL	MDL	Dilution Factor
Perfluorinated Alkyl Acids by Isotope Dilution - Mansfield Lab						
Perfluorobutanoic Acid (PFBA)	77.8		ng/l	1.94	--	1
Perfluoropentanoic Acid (PFPeA)	136		ng/l	1.94	--	1
Perfluorobutanesulfonic Acid (PFBS)	20.5		ng/l	1.94	--	1
1H,1H,2H,2H-Perfluorohexanesulfonic Acid (4:2FTS)	ND		ng/l	1.94	--	1
Perfluorohexanoic Acid (PFHxA)	172		ng/l	1.94	--	1
Perfluoropentanesulfonic Acid (PFPeS)	ND		ng/l	1.94	--	1
Perfluoroheptanoic Acid (PFHpA)	299		ng/l	1.94	--	1
Perfluorohexanesulfonic Acid (PFHxS)	10.6		ng/l	1.94	--	1
Perfluorooctanoic Acid (PFOA)	739		ng/l	1.94	--	1
1H,1H,2H,2H-Perfluorooctanesulfonic Acid (6:2FTS)	ND		ng/l	1.94	--	1
Perfluoroheptanesulfonic Acid (PFHpS)	ND		ng/l	1.94	--	1
Perfluorononanoic Acid (PFNA)	6.58		ng/l	1.94	--	1
Perfluorooctanesulfonic Acid (PFOS)	4.32		ng/l	1.94	--	1
Perfluorodecanoic Acid (PFDA)	ND		ng/l	1.94	--	1
1H,1H,2H,2H-Perfluorodecanesulfonic Acid (8:2FTS)	ND		ng/l	1.94	--	1
Perfluorononanesulfonic Acid (PFNS)	ND		ng/l	1.94	--	1
N-Methyl Perfluorooctanesulfonamidoacetic Acid (NMeFOSAA)	ND		ng/l	1.94	--	1
Perfluoroundecanoic Acid (PFUnA)	3.30		ng/l	1.94	--	1
Perfluorodecanesulfonic Acid (PFDS)	ND		ng/l	1.94	--	1
Perfluorooctanesulfonamide (FOSA)	ND		ng/l	1.94	--	1
N-Ethyl Perfluorooctanesulfonamidoacetic Acid (NEtFOSAA)	ND		ng/l	1.94	--	1
Perfluorododecanoic Acid (PFDoA)	ND		ng/l	1.94	--	1
Perfluorotridecanoic Acid (PFTrDA)	ND		ng/l	1.94	--	1
Perfluorotetradecanoic Acid (PFTA)	ND		ng/l	1.94	--	1
2,3,3,3-Tetrafluoro-2-[1,1,2,2,3,3,3-Heptafluoropropoxy]-Propanoic Acid (HFPO-DA)	ND		ng/l	48.6	--	1
4,8-Dioxa-3h-Perfluorononanoic Acid (ADONA)	ND		ng/l	1.94	--	1
Perfluorohexadecanoic Acid (PFHxDA)	ND		ng/l	3.89	--	1

Project Name: TROY MILLS LANDFILL SUPERFUND **Lab Number:** L2017189

Project Number: 04.0190987.09 **Report Date:** 05/05/20

SAMPLE RESULTS

Lab ID: L2017189-11 R Date Collected: 04/23/20 14:45
Client ID: TRY_MW-802 Date Received: 04/24/20
Sample Location: TROY, NH Field Prep: Not Specified

Sample Depth:

Parameter	Result	Qualifier	Units	RL	MDL	Dilution Factor
Perfluorinated Alkyl Acids by Isotope Dilution - Mansfield Lab						
Perfluorooctadecanoic Acid (PFODA)	ND		ng/l	3.89	--	1
Perfluorododecane Sulfonic Acid (PFDoDS)	ND		ng/l	1.94	--	1
1H,1H,2H,2H-Perfluorododecanesulfonic Acid (10:2FTS)	ND		ng/l	4.86	--	1
9-Chlorohexadecafluoro-3-Oxanone-1-Sulfonic Acid (9Cl-PF3ONS)	ND		ng/l	1.94	--	1
11-Chloroeicosafluoro-3-Oxaundecane-1-Sulfonic Acid (11Cl-PF3OUdS)	ND		ng/l	1.94	--	1
N-Methyl Perfluorooctanesulfonamido Ethanol (NMeFOSE)	ND		ng/l	48.6	--	1
N-Ethyl Perfluorooctanesulfonamido Ethanol (NEtFOSE)	ND		ng/l	48.6	--	1
PFOA/PFOS, Total	743		ng/l	1.94	--	1
PFAS, Total (5)	1060		ng/l	1.94	--	1

Surrogate (Extracted Internal Standard)	% Recovery	Qualifier	Acceptance Criteria
Perfluoro[13C4]Butanoic Acid (MPFBA)	78		2-156
Perfluoro[13C5]Pentanoic Acid (M5PFPEA)	68		16-173
Perfluoro[2,3,4-13C3]Butanesulfonic Acid (M3PFBS)	70		31-159
1H,1H,2H,2H-Perfluoro[1,2-13C2]Hexanesulfonic Acid (M2-4:2FTS)	211		1-313
Perfluoro[1,2,3,4,6-13C5]Hexanoic Acid (M5PFHxA)	54		21-145
Perfluoro[1,2,3,4-13C4]Heptanoic Acid (M4PFHpA)	69		30-139
Perfluoro[1,2,3-13C3]Hexanesulfonic Acid (M3PFHxS)	101		47-153
Perfluoro[13C8]Octanoic Acid (M8PFOA)	67		36-149
1H,1H,2H,2H-Perfluoro[1,2-13C2]Octanesulfonic Acid (M2-6:2FTS)	**254**	Q	1-244
Perfluoro[13C9]Nonanoic Acid (M9PFNA)	64		34-146
Perfluoro[13C8]Octanesulfonic Acid (M8PFOS)	72		42-146
Perfluoro[1,2,3,4,5,6-13C6]Decanoic Acid (M6PFDA)	49		38-144
1H,1H,2H,2H-Perfluoro[1,2-13C2]Decanesulfonic Acid (M2-8:2FTS)	**179**	Q	7-170
N-Deuteriomethylperfluoro-1-octanesulfonamidoacetic Acid (d3-NMeFOSAA)	68		1-181
Perfluoro[1,2,3,4,5,6,7-13C7]Undecanoic Acid (M7-PFUDA)	52		40-144
Perfluoro[13C8]Octanesulfonamide (M8FOSA)	25		1-87
N-Deuterioethylperfluoro-1-octanesulfonamidoacetic Acid (d5-NEtFOSAA)	53		23-146
Perfluoro[1,2-13C2]Dodecanoic Acid (MPFDOA)	48		24-161
Perfluoro[1,2-13C2]Tetradecanoic Acid (M2PFTEDA)	52		33-143
2,3,3,3-Tetrafluoro-2-[1,1,2,2,3,3,3-Heptafluoropropoxy]-13C3-Propanoic Acid (M3HFPO-DA)	80		50-150
Perfluoro[13C2]Hexadecanoic Acid (M2PFHxDA)	**47**	Q	50-150
2-(N-Methyl-d3-Perfluoro-1-Octanesulfonamido)ethan-d4-ol (d7-NMeFOSE)	**9**	Q	50-150
2-(N-Ethyl-d5-Perfluoro-1-Octanesulfonamido)ethan-d4-ol (d9-NEtFOSE)	**11**	Q	50-150

Project Name: TROY MILLS LANDFILL SUPERFUND **Lab Number:** L2017189

Project Number: 04.0190987.09 **Report Date:** 05/05/20

SAMPLE RESULTS

Lab ID: L2017189-12 R
Client ID: TRY_MW-501X
Sample Location: TROY, NH

Date Collected: 04/23/20 13:00
Date Received: 04/24/20
Field Prep: Not Specified

Sample Depth:
Matrix: Water
Analytical Method: 134,LCMSMS-ID
Analytical Date: 05/01/20 14:12
Analyst: JW

Extraction Method: ALPHA 23528
Extraction Date: 04/29/20 08:53

Parameter	Result	Qualifier	Units	RL	MDL	Dilution Factor
Perfluorinated Alkyl Acids by Isotope Dilution - Mansfield Lab						
Perfluorobutanoic Acid (PFBA)	47.8		ng/l	1.98	--	1
Perfluoropentanoic Acid (PFPeA)	90.0		ng/l	1.98	--	1
Perfluorobutanesulfonic Acid (PFBS)	3.70		ng/l	1.98	--	1
1H,1H,2H,2H-Perfluorohexanesulfonic Acid (4:2FTS)	ND		ng/l	1.98	--	1
Perfluorohexanoic Acid (PFHxA)	56.3		ng/l	1.98	--	1
Perfluoropentanesulfonic Acid (PFPeS)	ND		ng/l	1.98	--	1
Perfluoroheptanoic Acid (PFHpA)	62.1		ng/l	1.98	--	1
Perfluorohexanesulfonic Acid (PFHxS)	ND		ng/l	1.98	--	1
Perfluorooctanoic Acid (PFOA)	92.6		ng/l	1.98	--	1
1H,1H,2H,2H-Perfluorooctanesulfonic Acid (6:2FTS)	ND		ng/l	1.98	--	1
Perfluoroheptanesulfonic Acid (PFHpS)	ND		ng/l	1.98	--	1
Perfluorononanoic Acid (PFNA)	4.46		ng/l	1.98	--	1
Perfluorooctanesulfonic Acid (PFOS)	ND		ng/l	1.98	--	1
Perfluorodecanoic Acid (PFDA)	2.23		ng/l	1.98	--	1
1H,1H,2H,2H-Perfluorodecanesulfonic Acid (8:2FTS)	ND		ng/l	1.98	--	1
Perfluorononanesulfonic Acid (PFNS)	ND		ng/l	1.98	--	1
N-Methyl Perfluorooctanesulfonamidoacetic Acid (NMeFOSAA)	ND		ng/l	1.98	--	1
Perfluoroundecanoic Acid (PFUnA)	2.23		ng/l	1.98	--	1
Perfluorodecanesulfonic Acid (PFDS)	ND		ng/l	1.98	--	1
Perfluorooctanesulfonamide (FOSA)	ND		ng/l	1.98	--	1
N-Ethyl Perfluorooctanesulfonamidoacetic Acid (NEtFOSAA)	ND		ng/l	1.98	--	1
Perfluorododecanoic Acid (PFDoA)	ND		ng/l	1.98	--	1
Perfluorotridecanoic Acid (PFTrDA)	ND		ng/l	1.98	--	1
Perfluorotetradecanoic Acid (PFTA)	ND		ng/l	1.98	--	1
2,3,3,3-Tetrafluoro-2-[1,1,2,2,3,3,3-Heptafluoropropoxy]-Propanoic Acid (HFPO-DA)	ND		ng/l	49.6	--	1
4,8-Dioxa-3h-Perfluorononanoic Acid (ADONA)	ND		ng/l	1.98	--	1
Perfluorohexadecanoic Acid (PFHxDA)	ND		ng/l	3.97	--	1

Project Name: TROY MILLS LANDFILL SUPERFUND **Lab Number:** L2017189

Project Number: 04.0190987.09 **Report Date:** 05/05/20

SAMPLE RESULTS

Lab ID: L2017189-12 R
Client ID: TRY_MW-501X
Sample Location: TROY, NH

Date Collected: 04/23/20 13:00
Date Received: 04/24/20
Field Prep: Not Specified

Sample Depth:

Parameter	Result	Qualifier	Units	RL	MDL	Dilution Factor
Perfluorinated Alkyl Acids by Isotope Dilution - Mansfield Lab						
Perfluorooctadecanoic Acid (PFODA)	ND		ng/l	3.97	--	1
Perfluorododecane Sulfonic Acid (PFDoDS)	ND		ng/l	1.98	--	1
1H,1H,2H,2H-Perfluorododecanesulfonic Acid (10:2FTS)	ND		ng/l	4.96	--	1
9-Chlorohexadecafluoro-3-Oxanone-1-Sulfonic Acid (9Cl-PF3ONS)	ND		ng/l	1.98	--	1
11-Chloroeicosafluoro-3-Oxaundecane-1-Sulfonic Acid (11Cl-PF3OUdS)	ND		ng/l	1.98	--	1
N-Methyl Perfluorooctane Sulfonamide (NMeFOSA)	ND		ng/l	19.8	--	1
N-Ethyl Perfluorooctane Sulfonamide (NEtFOSA)	ND		ng/l	19.8	--	1
N-Methyl Perfluorooctanesulfonamido Ethanol (NMeFOSE)	ND		ng/l	49.6	--	1
N-Ethyl Perfluorooctanesulfonamido Ethanol (NEtFOSE)	ND		ng/l	49.6	--	1
PFOA/PFOS, Total	92.6		ng/l	1.98	--	1
PFAS, Total (5)	159		ng/l	1.98	--	1

Project Name: TROY MILLS LANDFILL SUPERFUND **Lab Number:** L2017189

Project Number: 04.0190987.09 **Report Date:** 05/05/20

SAMPLE RESULTS

Lab ID: L2017189-12 R
Client ID: TRY_MW-501X
Sample Location: TROY, NH

Date Collected: 04/23/20 13:00
Date Received: 04/24/20
Field Prep: Not Specified

Sample Depth:

Parameter	Result	Qualifier	Units	RL	MDL	Dilution Factor
Perfluorinated Alkyl Acids by Isotope Dilution - Mansfield Lab						

Surrogate (Extracted Internal Standard)	% Recovery	Qualifier	Acceptance Criteria
Perfluoro[13C4]Butanoic Acid (MPFBA)	68		2-156
Perfluoro[13C5]Pentanoic Acid (M5PFPEA)	56		16-173
Perfluoro[2,3,4-13C3]Butanesulfonic Acid (M3PFBS)	72		31-159
1H,1H,2H,2H-Perfluoro[1,2-13C2]Hexanesulfonic Acid (M2-4:2FTS)	193		1-313
Perfluoro[1,2,3,4,6-13C5]Hexanoic Acid (M5PFHxA)	46		21-145
Perfluoro[1,2,3,4-13C4]Heptanoic Acid (M4PFHpA)	59		30-139
Perfluoro[1,2,3-13C3]Hexanesulfonic Acid (M3PFHxS)	100		47-153
Perfluoro[13C8]Octanoic Acid (M8PFOA)	65		36-149
1H,1H,2H,2H-Perfluoro[1,2-13C2]Octanesulfonic Acid (M2-6:2FTS)	200		1-244
Perfluoro[13C9]Nonanoic Acid (M9PFNA)	66		34-146
Perfluoro[13C8]Octanesulfonic Acid (M8PFOS)	89		42-146
Perfluoro[1,2,3,4,5,6-13C6]Decanoic Acid (M6PFDA)	67		38-144
1H,1H,2H,2H-Perfluoro[1,2-13C2]Decanesulfonic Acid (M2-8:2FTS)	**188**	Q	7-170
N-Deuteriomethylperfluoro-1-octanesulfonamidoacetic Acid (d3-NMeFOSAA)	69		1-181
Perfluoro[1,2,3,4,5,6,7-13C7]Undecanoic Acid (M7-PFUDA)	74		40-144
Perfluoro[13C8]Octanesulfonamide (M8FOSA)	46		1-87
N-Deuterioethylperfluoro-1-octanesulfonamidoacetic Acid (d5-NEtFOSAA)	51		23-146
Perfluoro[1,2-13C2]Dodecanoic Acid (MPFDOA)	74		24-161
Perfluoro[1,2-13C2]Tetradecanoic Acid (M2PFTEDA)	72		33-143
2,3,3,3-Tetrafluoro-2-[1,1,2,2,3,3,3-Heptafluoropropoxy]-13C3-Propanoic Acid (M3HFPO-DA)	**40**	Q	50-150
Perfluoro[13C2]Hexadecanoic Acid (M2PFHxDA)	63		50-150
N-Methyl-d3-Perfluoro-1-Octanesulfonamide (d3-NMeFOSA)	**11**	Q	50-150
N-Ethyl-d5-Perfluoro-1-Octanesulfonamide (d5-NEtFOSA)	**12**	Q	50-150
2-(N-Methyl-d3-Perfluoro-1-Octanesulfonamido)ethan-d4-ol (d7-NMeFOSE)	**39**	Q	50-150
2-(N-Ethyl-d5-Perfluoro-1-Octanesulfonamido)ethan-d4-ol (d9-NEtFOSE)	**39**	Q	50-150

Project Name: TROY MILLS LANDFILL SUPERFUND **Lab Number:** L2017189

Project Number: 04.0190987.09 **Report Date:** 05/05/20

SAMPLE RESULTS

Lab ID: L2017189-13 R
Client ID: TRY_MW-501D
Sample Location: TROY, NH

Date Collected: 04/23/20 11:20
Date Received: 04/24/20
Field Prep: Not Specified

Sample Depth:
Matrix: Water
Analytical Method: 134,LCMSMS-ID
Analytical Date: 05/01/20 14:29
Analyst: JW

Extraction Method: ALPHA 23528
Extraction Date: 04/29/20 08:53

Parameter	Result	Qualifier	Units	RL	MDL	Dilution Factor
Perfluorinated Alkyl Acids by Isotope Dilution - Mansfield Lab						
Perfluorobutanoic Acid (PFBA)	ND		ng/l	1.80	--	1
Perfluoropentanoic Acid (PFPeA)	ND		ng/l	1.80	--	1
Perfluorobutanesulfonic Acid (PFBS)	ND		ng/l	1.80	--	1
1H,1H,2H,2H-Perfluorohexanesulfonic Acid (4:2FTS)	ND		ng/l	1.80	--	1
Perfluorohexanoic Acid (PFHxA)	ND		ng/l	1.80	--	1
Perfluoropentanesulfonic Acid (PFPeS)	ND		ng/l	1.80	--	1
Perfluoroheptanoic Acid (PFHpA)	ND		ng/l	1.80	--	1
Perfluorohexanesulfonic Acid (PFHxS)	ND		ng/l	1.80	--	1
Perfluorooctanoic Acid (PFOA)	ND		ng/l	1.80	--	1
1H,1H,2H,2H-Perfluorooctanesulfonic Acid (6:2FTS)	ND		ng/l	1.80	--	1
Perfluoroheptanesulfonic Acid (PFHpS)	ND		ng/l	1.80	--	1
Perfluorononanoic Acid (PFNA)	ND		ng/l	1.80	--	1
Perfluorooctanesulfonic Acid (PFOS)	ND		ng/l	1.80	--	1
Perfluorodecanoic Acid (PFDA)	ND		ng/l	1.80	--	1
1H,1H,2H,2H-Perfluorodecanesulfonic Acid (8:2FTS)	ND		ng/l	1.80	--	1
Perfluorononanesulfonic Acid (PFNS)	ND		ng/l	1.80	--	1
N-Methyl Perfluorooctanesulfonamidoacetic Acid (NMeFOSAA)	ND		ng/l	1.80	--	1
Perfluoroundecanoic Acid (PFUnA)	ND		ng/l	1.80	--	1
Perfluorodecanesulfonic Acid (PFDS)	ND		ng/l	1.80	--	1
Perfluorooctanesulfonamide (FOSA)	ND		ng/l	1.80	--	1
N-Ethyl Perfluorooctanesulfonamidoacetic Acid (NEtFOSAA)	ND		ng/l	1.80	--	1
Perfluorododecanoic Acid (PFDoA)	ND		ng/l	1.80	--	1
Perfluorotridecanoic Acid (PFTrDA)	ND		ng/l	1.80	--	1
Perfluorotetradecanoic Acid (PFTA)	ND		ng/l	1.80	--	1
2,3,3,3-Tetrafluoro-2-[1,1,2,2,3,3,3-Heptafluoropropoxy]-Propanoic Acid (HFPO-DA)	ND		ng/l	45.0	--	1
4,8-Dioxa-3h-Perfluorononanoic Acid (ADONA)	ND		ng/l	1.80	--	1
Perfluorohexadecanoic Acid (PFHxDA)	ND		ng/l	3.60	--	1

Project Name: TROY MILLS LANDFILL SUPERFUND **Lab Number:** L2017189

Project Number: 04.0190987.09 **Report Date:** 05/05/20

SAMPLE RESULTS

Lab ID: L2017189-13 R
Client ID: TRY_MW-501D
Sample Location: TROY, NH

Date Collected: 04/23/20 11:20
Date Received: 04/24/20
Field Prep: Not Specified

Sample Depth:

Parameter	Result	Qualifier	Units	RL	MDL	Dilution Factor
Perfluorinated Alkyl Acids by Isotope Dilution - Mansfield Lab						
Perfluorooctadecanoic Acid (PFODA)	ND		ng/l	3.60	--	1
Perfluorododecane Sulfonic Acid (PFDoDS)	ND		ng/l	1.80	--	1
1H,1H,2H,2H-Perfluorododecanesulfonic Acid (10:2FTS)	ND		ng/l	4.50	--	1
9-Chlorohexadecafluoro-3-Oxanone-1-Sulfonic Acid (9Cl-PF3ONS)	ND		ng/l	1.80	--	1
11-Chloroeicosafluoro-3-Oxaundecane-1-Sulfonic Acid (11Cl-PF3OUdS)	ND		ng/l	1.80	--	1
N-Methyl Perfluorooctane Sulfonamide (NMeFOSA)	ND		ng/l	18.0	--	1
N-Ethyl Perfluorooctane Sulfonamide (NEtFOSA)	ND		ng/l	18.0	--	1
N-Methyl Perfluorooctanesulfonamido Ethanol (NMeFOSE)	ND		ng/l	45.0	--	1
N-Ethyl Perfluorooctanesulfonamido Ethanol (NEtFOSE)	ND		ng/l	45.0	--	1
PFOA/PFOS, Total	ND		ng/l	1.80	--	1
PFAS, Total (5)	ND		ng/l	1.80	--	1

Project Name: TROY MILLS LANDFILL SUPERFUND **Lab Number:** L2017189

Project Number: 04.0190987.09 **Report Date:** 05/05/20

SAMPLE RESULTS

Lab ID: L2017189-13 R
Client ID: TRY_MW-501D
Sample Location: TROY, NH

Date Collected: 04/23/20 11:20
Date Received: 04/24/20
Field Prep: Not Specified

Sample Depth:

Parameter	Result	Qualifier	Units	RL	MDL	Dilution Factor

Perfluorinated Alkyl Acids by Isotope Dilution - Mansfield Lab

Surrogate (Extracted Internal Standard)	% Recovery	Qualifier	Acceptance Criteria
Perfluoro[13C4]Butanoic Acid (MPFBA)	53		2-156
Perfluoro[13C5]Pentanoic Acid (M5PFPEA)	47		16-173
Perfluoro[2,3,4-13C3]Butanesulfonic Acid (M3PFBS)	89		31-159
1H,1H,2H,2H-Perfluoro[1,2-13C2]Hexanesulfonic Acid (M2-4:2FTS)	117		1-313
Perfluoro[1,2,3,4,6-13C5]Hexanoic Acid (M5PFHxA)	40		21-145
Perfluoro[1,2,3,4-13C4]Heptanoic Acid (M4PFHpA)	47		30-139
Perfluoro[1,2,3-13C3]Hexanesulfonic Acid (M3PFHxS)	109		47-153
Perfluoro[13C8]Octanoic Acid (M8PFOA)	52		36-149
1H,1H,2H,2H-Perfluoro[1,2-13C2]Octanesulfonic Acid (M2-6:2FTS)	112		1-244
Perfluoro[13C9]Nonanoic Acid (M9PFNA)	50		34-146
Perfluoro[13C8]Octanesulfonic Acid (M8PFOS)	95		42-146
Perfluoro[1,2,3,4,5,6-13C6]Decanoic Acid (M6PFDA)	56		38-144
1H,1H,2H,2H-Perfluoro[1,2-13C2]Decanesulfonic Acid (M2-8:2FTS)	107		7-170
N-Deuteriomethylperfluoro-1-octanesulfonamidoacetic Acid (d3-NMeFOSAA)	50		1-181
Perfluoro[1,2,3,4,5,6,7-13C7]Undecanoic Acid (M7-PFUDA)	70		40-144
Perfluoro[13C8]Octanesulfonamide (M8FOSA)	41		1-87
N-Deuterioethylperfluoro-1-octanesulfonamidoacetic Acid (d5-NEtFOSAA)	51		23-146
Perfluoro[1,2-13C2]Dodecanoic Acid (MPFDOA)	70		24-161
Perfluoro[1,2-13C2]Tetradecanoic Acid (M2PFTEDA)	81		33-143
2,3,3,3-Tetrafluoro-2-[1,1,2,2,3,3,3-Heptafluoropropoxy]-13C3-Propanoic Acid (M3HFPO-DA)	**12**	Q	50-150
Perfluoro[13C2]Hexadecanoic Acid (M2PFHxDA)	70		50-150
N-Methyl-d3-Perfluoro-1-Octanesulfonamide (d3-NMeFOSA)	**7**	Q	50-150
N-Ethyl-d5-Perfluoro-1-Octanesulfonamide (d5-NEtFOSA)	**7**	Q	50-150
2-(N-Methyl-d3-Perfluoro-1-Octanesulfonamido)ethan-d4-ol (d7-NMeFOSE)	**42**	Q	50-150
2-(N-Ethyl-d5-Perfluoro-1-Octanesulfonamido)ethan-d4-ol (d9-NEtFOSE)	**43**	Q	50-150

Project Name: TROY MILLS LANDFILL SUPERFUND **Lab Number:** L2017189

Project Number: 04.0190987.09 **Report Date:** 05/05/20

SAMPLE RESULTS

Lab ID: L2017189-14 R
Client ID: TRY_MW-601S
Sample Location: TROY, NH

Date Collected: 04/23/20 13:15
Date Received: 04/24/20
Field Prep: Not Specified

Sample Depth:
Matrix: Water
Analytical Method: 134,LCMSMS-ID
Analytical Date: 05/01/20 14:45
Analyst: JW

Extraction Method: ALPHA 23528
Extraction Date: 04/29/20 08:53

Parameter	Result	Qualifier	Units	RL	MDL	Dilution Factor
Perfluorinated Alkyl Acids by Isotope Dilution - Mansfield Lab						
Perfluorobutanoic Acid (PFBA)	79.0		ng/l	1.80	--	1
Perfluoropentanoic Acid (PFPeA)	163		ng/l	1.80	--	1
Perfluorobutanesulfonic Acid (PFBS)	12.5		ng/l	1.80	--	1
1H,1H,2H,2H-Perfluorohexanesulfonic Acid (4:2FTS)	ND		ng/l	1.80	--	1
Perfluorohexanoic Acid (PFHxA)	186		ng/l	1.80	--	1
Perfluoropentanesulfonic Acid (PFPeS)	2.35		ng/l	1.80	--	1
Perfluoroheptanoic Acid (PFHpA)	221		ng/l	1.80	--	1
Perfluorohexanesulfonic Acid (PFHxS)	12.7		ng/l	1.80	--	1
Perfluorooctanoic Acid (PFOA)	506		ng/l	1.80	--	1
1H,1H,2H,2H-Perfluorooctanesulfonic Acid (6:2FTS)	ND		ng/l	1.80	--	1
Perfluoroheptanesulfonic Acid (PFHpS)	3.39		ng/l	1.80	--	1
Perfluorononanoic Acid (PFNA)	61.8		ng/l	1.80	--	1
Perfluorooctanesulfonic Acid (PFOS)	5.20		ng/l	1.80	--	1
Perfluorodecanoic Acid (PFDA)	2.89		ng/l	1.80	--	1
1H,1H,2H,2H-Perfluorodecanesulfonic Acid (8:2FTS)	ND		ng/l	1.80	--	1
Perfluorononanesulfonic Acid (PFNS)	ND		ng/l	1.80	--	1
N-Methyl Perfluorooctanesulfonamidoacetic Acid (NMeFOSAA)	ND		ng/l	1.80	--	1
Perfluoroundecanoic Acid (PFUnA)	ND		ng/l	1.80	--	1
Perfluorodecanesulfonic Acid (PFDS)	ND		ng/l	1.80	--	1
Perfluorooctanesulfonamide (FOSA)	ND		ng/l	1.80	--	1
N-Ethyl Perfluorooctanesulfonamidoacetic Acid (NEtFOSAA)	ND		ng/l	1.80	--	1
Perfluorododecanoic Acid (PFDoA)	ND		ng/l	1.80	--	1
Perfluorotridecanoic Acid (PFTrDA)	ND		ng/l	1.80	--	1
Perfluorotetradecanoic Acid (PFTA)	ND		ng/l	1.80	--	1
2,3,3,3-Tetrafluoro-2-[1,1,2,2,3,3,3-Heptafluoropropoxy]-Propanoic Acid (HFPO-DA)	ND		ng/l	45.1	--	1
4,8-Dioxa-3h-Perfluorononanoic Acid (ADONA)	ND		ng/l	1.80	--	1
Perfluorohexadecanoic Acid (PFHxDA)	ND		ng/l	3.61	--	1

Project Name: TROY MILLS LANDFILL SUPERFUND **Lab Number:** L2017189

Project Number: 04.0190987.09 **Report Date:** 05/05/20

SAMPLE RESULTS

Lab ID: L2017189-14 R
Client ID: TRY_MW-601S
Sample Location: TROY, NH

Date Collected: 04/23/20 13:15
Date Received: 04/24/20
Field Prep: Not Specified

Sample Depth:

Parameter	Result	Qualifier	Units	RL	MDL	Dilution Factor
Perfluorinated Alkyl Acids by Isotope Dilution - Mansfield Lab						
Perfluorooctadecanoic Acid (PFODA)	ND		ng/l	3.61	--	1
Perfluorododecane Sulfonic Acid (PFDoDS)	ND		ng/l	1.80	--	1
1H,1H,2H,2H-Perfluorododecanesulfonic Acid (10:2FTS)	ND		ng/l	4.51	--	1
9-Chlorohexadecafluoro-3-Oxanone-1-Sulfonic Acid (9Cl-PF3ONS)	ND		ng/l	1.80	--	1
11-Chloroeicosafluoro-3-Oxaundecane-1-Sulfonic Acid (11Cl-PF3OUdS)	ND		ng/l	1.80	--	1
N-Methyl Perfluorooctane Sulfonamide (NMeFOSA)	ND		ng/l	18.0	--	1
N-Ethyl Perfluorooctane Sulfonamide (NEtFOSA)	ND		ng/l	18.0	--	1
N-Methyl Perfluorooctanesulfonamido Ethanol (NMeFOSE)	ND		ng/l	45.1	--	1
N-Ethyl Perfluorooctanesulfonamido Ethanol (NEtFOSE)	ND		ng/l	45.1	--	1
PFOA/PFOS, Total	511		ng/l	1.80	--	1
PFAS, Total (5)	807		ng/l	1.80	--	1

Project Name: TROY MILLS LANDFILL SUPERFUND **Lab Number:** L2017189

Project Number: 04.0190987.09 **Report Date:** 05/05/20

SAMPLE RESULTS

Lab ID: L2017189-14 R
Client ID: TRY_MW-601S
Sample Location: TROY, NH

Date Collected: 04/23/20 13:15
Date Received: 04/24/20
Field Prep: Not Specified

Sample Depth:

Parameter	Result	Qualifier	Units	RL	MDL	Dilution Factor
Perfluorinated Alkyl Acids by Isotope Dilution - Mansfield Lab						

Surrogate (Extracted Internal Standard)	% Recovery	Qualifier	Acceptance Criteria
Perfluoro[13C4]Butanoic Acid (MPFBA)	81		2-156
Perfluoro[13C5]Pentanoic Acid (M5PFPEA)	59		16-173
Perfluoro[2,3,4-13C3]Butanesulfonic Acid (M3PFBS)	73		31-159
1H,1H,2H,2H-Perfluoro[1,2-13C2]Hexanesulfonic Acid (M2-4:2FTS)	206		1-313
Perfluoro[1,2,3,4,6-13C5]Hexanoic Acid (M5PFHxA)	55		21-145
Perfluoro[1,2,3,4-13C4]Heptanoic Acid (M4PFHpA)	74		30-139
Perfluoro[1,2,3-13C3]Hexanesulfonic Acid (M3PFHxS)	106		47-153
Perfluoro[13C8]Octanoic Acid (M8PFOA)	78		36-149
1H,1H,2H,2H-Perfluoro[1,2-13C2]Octanesulfonic Acid (M2-6:2FTS)	**251**	Q	1-244
Perfluoro[13C9]Nonanoic Acid (M9PFNA)	83		34-146
Perfluoro[13C8]Octanesulfonic Acid (M8PFOS)	93		42-146
Perfluoro[1,2,3,4,5,6-13C6]Decanoic Acid (M6PFDA)	72		38-144
1H,1H,2H,2H-Perfluoro[1,2-13C2]Decanesulfonic Acid (M2-8:2FTS)	**172**	Q	7-170
N-Deuteriomethylperfluoro-1-octanesulfonamidoacetic Acid (d3-NMeFOSAA)	95		1-181
Perfluoro[1,2,3,4,5,6,7-13C7]Undecanoic Acid (M7-PFUDA)	85		40-144
Perfluoro[13C8]Octanesulfonamide (M8FOSA)	42		1-87
N-Deuterioethylperfluoro-1-octanesulfonamidoacetic Acid (d5-NEtFOSAA)	86		23-146
Perfluoro[1,2-13C2]Dodecanoic Acid (MPFDOA)	76		24-161
Perfluoro[1,2-13C2]Tetradecanoic Acid (M2PFTEDA)	65		33-143
2,3,3,3-Tetrafluoro-2-[1,1,2,2,3,3,3-Heptafluoropropoxy]-13C3-Propanoic Acid (M3HFPO-DA)	78		50-150
Perfluoro[13C2]Hexadecanoic Acid (M2PFHxDA)	58		50-150
N-Methyl-d3-Perfluoro-1-Octanesulfonamide (d3-NMeFOSA)	**6**	Q	50-150
N-Ethyl-d5-Perfluoro-1-Octanesulfonamide (d5-NEtFOSA)	**5**	Q	50-150
2-(N-Methyl-d3-Perfluoro-1-Octanesulfonamido)ethan-d4-ol (d7-NMeFOSE)	**35**	Q	50-150
2-(N-Ethyl-d5-Perfluoro-1-Octanesulfonamido)ethan-d4-ol (d9-NEtFOSE)	**36**	Q	50-150

Project Name: TROY MILLS LANDFILL SUPERFUND **Lab Number:** L2017189

Project Number: 04.0190987.09 **Report Date:** 05/05/20

SAMPLE RESULTS

Lab ID: L2017189-15 R
Client ID: TRY_MW-601D
Sample Location: TROY, NH

Date Collected: 04/23/20 11:30
Date Received: 04/24/20
Field Prep: Not Specified

Sample Depth:
Matrix: Water
Analytical Method: 134,LCMSMS-ID
Analytical Date: 05/01/20 15:52
Analyst: JW

Extraction Method: ALPHA 23528
Extraction Date: 04/29/20 08:53

Parameter	Result	Qualifier	Units	RL	MDL	Dilution Factor
Perfluorinated Alkyl Acids by Isotope Dilution - Mansfield Lab						
Perfluorobutanoic Acid (PFBA)	11.8		ng/l	1.92	--	1
Perfluoropentanoic Acid (PFPeA)	28.9		ng/l	1.92	--	1
Perfluorobutanesulfonic Acid (PFBS)	ND		ng/l	1.92	--	1
1H,1H,2H,2H-Perfluorohexanesulfonic Acid (4:2FTS)	ND		ng/l	1.92	--	1
Perfluorohexanoic Acid (PFHxA)	25.5		ng/l	1.92	--	1
Perfluoropentanesulfonic Acid (PFPeS)	ND		ng/l	1.92	--	1
Perfluoroheptanoic Acid (PFHpA)	7.96		ng/l	1.92	--	1
Perfluorohexanesulfonic Acid (PFHxS)	ND		ng/l	1.92	--	1
Perfluorooctanoic Acid (PFOA)	5.99		ng/l	1.92	--	1
1H,1H,2H,2H-Perfluorooctanesulfonic Acid (6:2FTS)	ND		ng/l	1.92	--	1
Perfluoroheptanesulfonic Acid (PFHpS)	ND		ng/l	1.92	--	1
Perfluorononanoic Acid (PFNA)	ND		ng/l	1.92	--	1
Perfluorooctanesulfonic Acid (PFOS)	ND		ng/l	1.92	--	1
Perfluorodecanoic Acid (PFDA)	1.93		ng/l	1.92	--	1
1H,1H,2H,2H-Perfluorodecanesulfonic Acid (8:2FTS)	ND		ng/l	1.92	--	1
Perfluorononanesulfonic Acid (PFNS)	ND		ng/l	1.92	--	1
N-Methyl Perfluorooctanesulfonamidoacetic Acid (NMeFOSAA)	ND		ng/l	1.92	--	1
Perfluoroundecanoic Acid (PFUnA)	ND		ng/l	1.92	--	1
Perfluorodecanesulfonic Acid (PFDS)	ND		ng/l	1.92	--	1
Perfluorooctanesulfonamide (FOSA)	ND		ng/l	1.92	--	1
N-Ethyl Perfluorooctanesulfonamidoacetic Acid (NEtFOSAA)	ND		ng/l	1.92	--	1
Perfluorododecanoic Acid (PFDoA)	ND		ng/l	1.92	--	1
Perfluorotridecanoic Acid (PFTrDA)	ND		ng/l	1.92	--	1
Perfluorotetradecanoic Acid (PFTA)	ND		ng/l	1.92	--	1
2,3,3,3-Tetrafluoro-2-[1,1,2,2,3,3,3-Heptafluoropropoxy]-Propanoic Acid (HFPO-DA)	ND		ng/l	48.1	--	1
4,8-Dioxa-3h-Perfluorononanoic Acid (ADONA)	ND		ng/l	1.92	--	1
Perfluorohexadecanoic Acid (PFHxDA)	ND		ng/l	3.85	--	1

Project Name: TROY MILLS LANDFILL SUPERFUND **Lab Number:** L2017189

Project Number: 04.0190987.09 **Report Date:** 05/05/20

SAMPLE RESULTS

Lab ID: L2017189-15 R
Client ID: TRY_MW-601D
Sample Location: TROY, NH

Date Collected: 04/23/20 11:30
Date Received: 04/24/20
Field Prep: Not Specified

Sample Depth:

Parameter	Result	Qualifier	Units	RL	MDL	Dilution Factor
Perfluorinated Alkyl Acids by Isotope Dilution - Mansfield Lab						
Perfluorooctadecanoic Acid (PFODA)	ND		ng/l	3.85	--	1
Perfluorododecane Sulfonic Acid (PFDoDS)	ND		ng/l	1.92	--	1
1H,1H,2H,2H-Perfluorododecanesulfonic Acid (10:2FTS)	ND		ng/l	4.81	--	1
9-Chlorohexadecafluoro-3-Oxanone-1-Sulfonic Acid (9Cl-PF3ONS)	ND		ng/l	1.92	--	1
11-Chloroeicosafluoro-3-Oxaundecane-1-Sulfonic Acid (11Cl-PF3OUdS)	ND		ng/l	1.92	--	1
N-Methyl Perfluorooctane Sulfonamide (NMeFOSA)	ND		ng/l	19.2	--	1
N-Ethyl Perfluorooctane Sulfonamide (NEtFOSA)	ND		ng/l	19.2	--	1
N-Methyl Perfluorooctanesulfonamido Ethanol (NMeFOSE)	ND		ng/l	48.1	--	1
N-Ethyl Perfluorooctanesulfonamido Ethanol (NEtFOSE)	ND		ng/l	48.1	--	1
PFOA/PFOS, Total	5.99		ng/l	1.92	--	1
PFAS, Total (5)	14.0		ng/l	1.92	--	1

Project Name: TROY MILLS LANDFILL SUPERFUND **Lab Number:** L2017189

Project Number: 04.0190987.09 **Report Date:** 05/05/20

SAMPLE RESULTS

Lab ID: L2017189-15 R
Client ID: TRY_MW-601D
Sample Location: TROY, NH

Date Collected: 04/23/20 11:30
Date Received: 04/24/20
Field Prep: Not Specified

Sample Depth:

Parameter	Result	Qualifier	Units	RL	MDL	Dilution Factor

Perfluorinated Alkyl Acids by Isotope Dilution - Mansfield Lab

Surrogate (Extracted Internal Standard)	% Recovery	Qualifier	Acceptance Criteria
Perfluoro[13C4]Butanoic Acid (MPFBA)	65		2-156
Perfluoro[13C5]Pentanoic Acid (M5PFPEA)	58		16-173
Perfluoro[2,3,4-13C3]Butanesulfonic Acid (M3PFBS)	81		31-159
1H,1H,2H,2H-Perfluoro[1,2-13C2]Hexanesulfonic Acid (M2-4:2FTS)	156		1-313
Perfluoro[1,2,3,4,6-13C5]Hexanoic Acid (M5PFHxA)	52		21-145
Perfluoro[1,2,3,4-13C4]Heptanoic Acid (M4PFHpA)	64		30-139
Perfluoro[1,2,3-13C3]Hexanesulfonic Acid (M3PFHxS)	109		47-153
Perfluoro[13C8]Octanoic Acid (M8PFOA)	70		36-149
1H,1H,2H,2H-Perfluoro[1,2-13C2]Octanesulfonic Acid (M2-6:2FTS)	140		1-244
Perfluoro[13C9]Nonanoic Acid (M9PFNA)	65		34-146
Perfluoro[13C8]Octanesulfonic Acid (M8PFOS)	90		42-146
Perfluoro[1,2,3,4,5,6-13C6]Decanoic Acid (M6PFDA)	70		38-144
1H,1H,2H,2H-Perfluoro[1,2-13C2]Decanesulfonic Acid (M2-8:2FTS)	105		7-170
N-Deuteriomethylperfluoro-1-octanesulfonamidoacetic Acid (d3-NMeFOSAA)	63		1-181
Perfluoro[1,2,3,4,5,6,7-13C7]Undecanoic Acid (M7-PFUDA)	78		40-144
Perfluoro[13C8]Octanesulfonamide (M8FOSA)	48		1-87
N-Deuterioethylperfluoro-1-octanesulfonamidoacetic Acid (d5-NEtFOSAA)	75		23-146
Perfluoro[1,2-13C2]Dodecanoic Acid (MPFDOA)	76		24-161
Perfluoro[1,2-13C2]Tetradecanoic Acid (M2PFTEDA)	79		33-143
2,3,3,3-Tetrafluoro-2-[1,1,2,2,3,3,3-Heptafluoropropoxy]-13C3-Propanoic Acid (M3HFPO-DA)	**25**	Q	50-150
Perfluoro[13C2]Hexadecanoic Acid (M2PFHxDA)	68		50-150
N-Methyl-d3-Perfluoro-1-Octanesulfonamide (d3-NMeFOSA)	**10**	Q	50-150
N-Ethyl-d5-Perfluoro-1-Octanesulfonamide (d5-NEtFOSA)	**11**	Q	50-150
2-(N-Methyl-d3-Perfluoro-1-Octanesulfonamido)ethan-d4-ol (d7-NMeFOSE)	**44**	Q	50-150
2-(N-Ethyl-d5-Perfluoro-1-Octanesulfonamido)ethan-d4-ol (d9-NEtFOSE)	**45**	Q	50-150

Project Name: TROY MILLS LANDFILL SUPERFUND **Lab Number:** L2017189

Project Number: 04.0190987.09 **Report Date:** 05/05/20

Method Blank Analysis
Batch Quality Control

Analytical Method: 134,LCMSMS-ID
Analytical Date: 05/01/20 00:05
Analyst: JW

Extraction Method: ALPHA 23528
Extraction Date: 04/29/20 08:49

Parameter	Result	Qualifier	Units	RL	MDL
Perfluorinated Alkyl Acids by Isotope Dilution - Mansfield Lab for sample(s): 01-15 Batch: WG1365552-1					
N-Methyl Perfluorooctane Sulfonamide (NMeFOSA)	ND		ng/l	20.0	--
N-Ethyl Perfluorooctane Sulfonamide (NEtFOSA)	ND		ng/l	20.0	--
N-Methyl Perfluorooctanesulfonamido Ethanol (NMeFOSE)	ND		ng/l	50.0	--

Surrogate	%Recovery	Qualifier	Acceptance Criteria
N-Methyl-d3-Perfluoro-1-Octanesulfonamide (d3-NMeFOSA)	**4**	Q	50-150
N-Ethyl-d5-Perfluoro-1-Octanesulfonamide (d5-NEtFOSA)	**4**	Q	50-150
2-(N-Methyl-d3-Perfluoro-1-Octanesulfonamido)ethan-d4-ol (d7-NMeFOSE)	**8**	Q	50-150
2-(N-Ethyl-d5-Perfluoro-1-Octanesulfonamido)ethan-d4-ol (d9-NEtFOSE)	**9**	Q	50-150

Project Name: TROY MILLS LANDFILL SUPERFUND **Lab Number:** L2017189

Project Number: 04.0190987.09 **Report Date:** 05/05/20

Method Blank Analysis
Batch Quality Control

Analytical Method: 134,LCMSMS-ID
Analytical Date: 05/02/20 03:10
Analyst: JW

Extraction Method: ALPHA 23528
Extraction Date: 04/29/20 08:49

Parameter	Result	Qualifier	Units	RL	MDL
Perfluorinated Alkyl Acids by Isotope Dilution - Mansfield Lab for sample(s): 01-15 Batch: WG1365552-1 R					
Perfluorobutanoic Acid (PFBA)	ND		ng/l	2.00	--
Perfluoropentanoic Acid (PFPeA)	ND		ng/l	2.00	--
Perfluorobutanesulfonic Acid (PFBS)	ND		ng/l	2.00	--
1H,1H,2H,2H-Perfluorohexanesulfonic Acid (4:2FTS)	ND		ng/l	2.00	--
Perfluorohexanoic Acid (PFHxA)	ND		ng/l	2.00	--
Perfluoropentanesulfonic Acid (PFPeS)	ND		ng/l	2.00	--
Perfluoroheptanoic Acid (PFHpA)	ND		ng/l	2.00	--
Perfluorohexanesulfonic Acid (PFHxS)	ND		ng/l	2.00	--
Perfluorooctanoic Acid (PFOA)	ND		ng/l	2.00	--
1H,1H,2H,2H-Perfluorooctanesulfonic Acid (6:2FTS)	ND		ng/l	2.00	--
Perfluoroheptanesulfonic Acid (PFHpS)	ND		ng/l	2.00	--
Perfluorononanoic Acid (PFNA)	ND		ng/l	2.00	--
Perfluorooctanesulfonic Acid (PFOS)	ND		ng/l	2.00	--
Perfluorodecanoic Acid (PFDA)	ND		ng/l	2.00	--
1H,1H,2H,2H-Perfluorodecanesulfonic Acid (8:2FTS)	ND		ng/l	2.00	--
Perfluorononanesulfonic Acid (PFNS)	ND		ng/l	2.00	--
N-Methyl Perfluorooctanesulfonamidoacetic Acid (NMeFOSAA)	ND		ng/l	2.00	--
Perfluoroundecanoic Acid (PFUnA)	ND		ng/l	2.00	--
Perfluorodecanesulfonic Acid (PFDS)	ND		ng/l	2.00	--
Perfluorooctanesulfonamide (FOSA)	ND		ng/l	2.00	--
N-Ethyl Perfluorooctanesulfonamidoacetic Acid (NEtFOSAA)	ND		ng/l	2.00	--
Perfluorododecanoic Acid (PFDoA)	ND		ng/l	2.00	--
Perfluorotridecanoic Acid (PFTrDA)	ND		ng/l	2.00	--
Perfluorotetradecanoic Acid (PFTA)	ND		ng/l	2.00	--
2,3,3,3-Tetrafluoro-2-[1,1,2,2,3,3,3-Heptafluoropropoxy]-Propanoic Acid (HFPO-DA)	ND		ng/l	50.0	--
4,8-Dioxa-3h-Perfluorononanoic Acid (ADONA)	ND		ng/l	2.00	--

Project Name: TROY MILLS LANDFILL SUPERFUND **Lab Number:** L2017189

Project Number: 04.0190987.09 **Report Date:** 05/05/20

Method Blank Analysis
Batch Quality Control

Analytical Method: 134,LCMSMS-ID
Analytical Date: 05/02/20 03:10
Analyst: JW

Extraction Method: ALPHA 23528
Extraction Date: 04/29/20 08:49

Parameter	Result	Qualifier	Units	RL	MDL
Perfluorinated Alkyl Acids by Isotope Dilution - Mansfield Lab for sample(s): 01-15 Batch: WG1365552-1 R					
Perfluorohexadecanoic Acid (PFHxDA)	ND		ng/l	4.00	--
Perfluorooctadecanoic Acid (PFODA)	ND		ng/l	4.00	--
Perfluorododecane Sulfonic Acid (PFDoDS)	ND		ng/l	2.00	--
1H,1H,2H,2H-Perfluorododecanesulfonic Acid (10:2FTS)	ND		ng/l	5.00	--
9-Chlorohexadecafluoro-3-Oxanone-1-Sulfonic Acid (9Cl-PF3ONS)	ND		ng/l	2.00	--
11-Chloroeicosafluoro-3-Oxaundecane-1-Sulfonic Acid (11Cl-PF3OUdS)	ND		ng/l	2.00	--
N-Methyl Perfluorooctane Sulfonamide (NMeFOSA)	ND		ng/l	20.0	--
N-Ethyl Perfluorooctane Sulfonamide (NEtFOSA)	ND		ng/l	20.0	--
N-Methyl Perfluorooctanesulfonamido Ethanol (NMeFOSE)	ND		ng/l	50.0	--
N-Ethyl Perfluorooctanesulfonamido Ethanol (NEtFOSE)	ND		ng/l	50.0	--
PFOA/PFOS, Total	ND		ng/l	2.00	--
PFAS, Total (5)	ND		ng/l	2.00	--

Project Name: TROY MILLS LANDFILL SUPERFUND **Lab Number:** L2017189

Project Number: 04.0190987.09 **Report Date:** 05/05/20

Method Blank Analysis
Batch Quality Control

Analytical Method: 134,LCMSMS-ID
Analytical Date: 05/02/20 03:10
Analyst: JW

Extraction Method: ALPHA 23528
Extraction Date: 04/29/20 08:49

Parameter	Result	Qualifier	Units	RL	MDL
Perfluorinated Alkyl Acids by Isotope Dilution - Mansfield Lab for sample(s): 01-15 Batch: WG1365552-1 R					

Surrogate	%Recovery	Qualifier	Acceptance Criteria
Perfluoro[13C4]Butanoic Acid (MPFBA)	66		2-156
Perfluoro[13C5]Pentanoic Acid (M5PFPEA)	68		16-173
Perfluoro[2,3,4-13C3]Butanesulfonic Acid (M3PFBS)	88		31-159
1H,1H,2H,2H-Perfluoro[1,2-13C2]Hexanesulfonic Acid (M2-4:2FTS)	84		1-313
Perfluoro[1,2,3,4,6-13C5]Hexanoic Acid (M5PFHxA)	60		21-145
Perfluoro[1,2,3,4-13C4]Heptanoic Acid (M4PFHpA)	71		30-139
Perfluoro[1,2,3-13C3]Hexanesulfonic Acid (M3PFHxS)	104		47-153
Perfluoro[13C8]Octanoic Acid (M8PFOA)	80		36-149
1H,1H,2H,2H-Perfluoro[1,2-13C2]Octanesulfonic Acid (M2-6:2FTS)	102		1-244
Perfluoro[13C9]Nonanoic Acid (M9PFNA)	79		34-146
Perfluoro[13C8]Octanesulfonic Acid (M8PFOS)	93		42-146
Perfluoro[1,2,3,4,5,6-13C6]Decanoic Acid (M6PFDA)	84		38-144
1H,1H,2H,2H-Perfluoro[1,2-13C2]Decanesulfonic Acid (M2-8:2FTS)	93		7-170
N-Deuteriomethylperfluoro-1-octanesulfonamidoacetic Acid (d3-NMeFOSAA)	71		1-181
Perfluoro[1,2,3,4,5,6,7-13C7]Undecanoic Acid (M7-PFUDA)	101		40-144
Perfluoro[13C8]Octanesulfonamide (M8FOSA)	49		1-87
N-Deuterioethylperfluoro-1-octanesulfonamidoacetic Acid (d5-NEtFOSAA)	71		23-146
Perfluoro[1,2-13C2]Dodecanoic Acid (MPFDOA)	94		24-161
Perfluoro[1,2-13C2]Tetradecanoic Acid (M2PFTEDA)	87		33-143
2,3,3,3-Tetrafluoro-2-[1,1,2,2,3,3,3-Heptafluoropropoxy]-13C3-Propanoic Acid (M3HFPO-DA)	**17**	Q	50-150
Perfluoro[13C2]Hexadecanoic Acid (M2PFHxDA)	87		50-150
N-Methyl-d3-Perfluoro-1-Octanesulfonamide (d3-NMeFOSA)	**8**	Q	50-150
N-Ethyl-d5-Perfluoro-1-Octanesulfonamide (d5-NEtFOSA)	**8**	Q	50-150
2-(N-Methyl-d3-Perfluoro-1-Octanesulfonamido)ethan-d4-ol (d7-NMeFOSE)	**38**	Q	50-150
2-(N-Ethyl-d5-Perfluoro-1-Octanesulfonamido)ethan-d4-ol (d9-NEtFOSE)	**41**	Q	50-150

Lab Control Sample Analysis

Batch Quality Control

Project Name: TROY MILLS LANDFILL SUPERFUND

Project Number: 04.0190987.09

Lab Number: L2017189

Report Date: 05/05/20

Parameter	LCS %Recovery	Qual	LCSD %Recovery	Qual	%Recovery Limits	RPD	Qual	RPD Limits
Perfluorinated Alkyl Acids by Isotope Dilution - Mansfield Lab Associated sample(s): 01-15 Batch: WG1365552-2 WG1365552-3								
N-Methyl Perfluorooctane Sulfonamide (NMeFOSA)	105		121		50-150	14		30
N-Ethyl Perfluorooctane Sulfonamide (NEtFOSA)	80		100		50-150	22		30
N-Methyl Perfluorooctanesulfonamido Ethanol (NMeFOSE)	132		135		50-150	2		30
N-Ethyl Perfluorooctanesulfonamido Ethanol (NEtFOSE)	100		110		50-150	10		30

Surrogate	LCS %Recovery	Qual	LCSD %Recovery	Qual	Acceptance Criteria
N-Methyl-d3-Perfluoro-1-Octanesulfonamide (d3-NMeFOSA)	**4**	Q	**4**	Q	50-150
N-Ethyl-d5-Perfluoro-1-Octanesulfonamide (d5-NEtFOSA)	**5**	Q	**4**	Q	50-150
2-(N-Methyl-d3-Perfluoro-1-Octanesulfonamido)ethan-d4-ol (d7-NMeFOSE)	**8**	Q	**8**	Q	50-150
2-(N-Ethyl-d5-Perfluoro-1-Octanesulfonamido)ethan-d4-ol (d9-NEtFOSE)	**9**	Q	**8**	Q	50-150

Lab Control Sample Analysis
Batch Quality Control

Project Name: TROY MILLS LANDFILL SUPERFUND
Project Number: 04.0190987.09

Lab Number: L2017189
Report Date: 05/05/20

Parameter	LCS %Recovery	Qual	LCSD %Recovery	Qual	%Recovery Limits	RPD	Qual	RPD Limits
Perfluorinated Alkyl Acids by Isotope Dilution - Mansfield Lab Associated sample(s): 01-15 Batch: WG1365552-2 WG1365552-3								
Perfluorobutanoic Acid (PFBA)	116		117		67-148	1		30
Perfluoropentanoic Acid (PFPeA)	121		121		63-161	2		30
Perfluorobutanesulfonic Acid (PFBS)	104		108		65-157	0		30
1H,1H,2H,2H-Perfluorohexanesulfonic Acid (4:2FTS)	116		114		37-219	5		30
Perfluorohexanoic Acid (PFHxA)	121		123		69-168	1		30
Perfluoropentanesulfonic Acid (PFPeS)	109		104		52-156	2		30
Perfluoroheptanoic Acid (PFHpA)	119		116		58-159	1		30
Perfluorohexanesulfonic Acid (PFHxS)	118		111		69-177	0		30
Perfluorooctanoic Acid (PFOA)	119		122		63-159	2		30
1H,1H,2H,2H-Perfluorooctanesulfonic Acid (6:2FTS)	134		122		49-187	1		30
Perfluoroheptanesulfonic Acid (PFHpS)	123		138		61-179	0		30
Perfluorononanoic Acid (PFNA)	119		120		68-171	2		30
Perfluorooctanesulfonic Acid (PFOS)	110		126		52-151	7		30
Perfluorodecanoic Acid (PFDA)	118		117		63-171	3		30
1H,1H,2H,2H-Perfluorodecanesulfonic Acid (8:2FTS)	118		129		56-173	4		30
Perfluorononanesulfonic Acid (PFNS)	115		127		48-150	5		30
N-Methyl Perfluorooctanesulfonamidoacetic Acid (NMeFOSAA)	136		126		60-166	2		30
Perfluoroundecanoic Acid (PFUnA)	112		114		60-153	3		30
Perfluorodecanesulfonic Acid (PFDS)	126		119		38-156	13		30
Perfluorooctanesulfonamide (FOSA)	114		120		46-170	5		30
N-Ethyl Perfluorooctanesulfonamidoacetic Acid (NEtFOSAA)	106		110		45-170	24		30
Perfluorododecanoic Acid (PFDoA)	126		122		67-153	1		30

Lab Control Sample Analysis

Batch Quality Control

Project Name: TROY MILLS LANDFILL SUPERFUND

Project Number: 04.0190987.09

Lab Number: L2017189

Report Date: 05/05/20

Parameter	LCS %Recovery	Qual	LCSD %Recovery	Qual	%Recovery Limits	RPD	Qual	RPD Limits
Perfluorinated Alkyl Acids by Isotope Dilution - Mansfield Lab	Associated sample(s): 01-15		Batch: WG1365552-2 WG1365552-3					
Perfluorotridecanoic Acid (PFTrDA)	143		138		48-158	0		30
Perfluorotetradecanoic Acid (PFTA)	128		118		59-182	11		30
2,3,3,3-Tetrafluoro-2-[1,1,2,2,3,3,3-Heptafluoropropoxy]-Propanoic Acid (HFPO-DA)	83		87		50-150	14		30
4,8-Dioxa-3h-Perfluorononanoic Acid (ADONA)	98		100		50-150	1		30
Perfluorohexadecanoic Acid (PFHxDA)	119		133		50-150	1		30
Perfluorooctadecanoic Acid (PFODA)	**36**	Q	**48**	Q	50-150	21		30
Perfluorododecane Sulfonic Acid (PFDoDS)	122		142		50-150	7		30
1H,1H,2H,2H-Perfluorododecanesulfonic Acid (10:2FTS)	**201**	Q	**186**	Q	50-150	4		30
9-Chlorohexadecafluoro-3-Oxanone-1-Sulfonic Acid (9Cl-PF3ONS)	106		120		50-150	3		30
11-Chloroeicosafluoro-3-Oxaundecane-1-Sulfonic Acid (11Cl-PF3OUdS)	127		135		50-150	1		30
N-Methyl Perfluorooctane Sulfonamide (NMeFOSA)	115		109		50-150	1		30
N-Ethyl Perfluorooctane Sulfonamide (NEtFOSA)	92		90		50-150	5		30
N-Methyl Perfluorooctanesulfonamido Ethanol (NMeFOSE)	126		132		50-150	2		30
N-Ethyl Perfluorooctanesulfonamido Ethanol (NEtFOSE)	102		108		50-150	10		30

Lab Control Sample Analysis

Batch Quality Control

Project Name: TROY MILLS LANDFILL SUPERFUND

Project Number: 04.0190987.09

Lab Number: L2017189

Report Date: 05/05/20

Parameter	LCS %Recovery	Qual	LCSD %Recovery	Qual	%Recovery Limits	RPD	Qual	RPD Limits
Perfluorinated Alkyl Acids by Isotope Dilution - Mansfield Lab Associated sample(s): 01-15 Batch: WG1365552-2 WG1365552-3								

Surrogate	LCS %Recovery	Qual	LCSD %Recovery	Qual	Acceptance Criteria
Perfluoro[13C4]Butanoic Acid (MPFBA)	74		73		2-156
Perfluoro[13C5]Pentanoic Acid (M5PFPEA)	74		73		16-173
Perfluoro[2,3,4-13C3]Butanesulfonic Acid (M3PFBS)	88		85		31-159
1H,1H,2H,2H-Perfluoro[1,2-13C2]Hexanesulfonic Acid (M2-4:2FTS)	91		93		1-313
Perfluoro[1,2,3,4,6-13C5]Hexanoic Acid (M5PFHxA)	66		64		21-145
Perfluoro[1,2,3,4-13C4]Heptanoic Acid (M4PFHpA)	76		75		30-139
Perfluoro[1,2,3-13C3]Hexanesulfonic Acid (M3PFHxS)	101		107		47-153
Perfluoro[13C8]Octanoic Acid (M8PFOA)	85		82		36-149
1H,1H,2H,2H-Perfluoro[1,2-13C2]Octanesulfonic Acid (M2-6:2FTS)	107		112		1-244
Perfluoro[13C9]Nonanoic Acid (M9PFNA)	79		77		34-146
Perfluoro[13C8]Octanesulfonic Acid (M8PFOS)	98		86		42-146
Perfluoro[1,2,3,4,5,6-13C6]Decanoic Acid (M6PFDA)	86		85		38-144
1H,1H,2H,2H-Perfluoro[1,2-13C2]Decanesulfonic Acid (M2-8:2FTS)	109		105		7-170
N-Deuteriomethylperfluoro-1-octanesulfonamidoacetic Acid (d3-NMeFOSAA)	79		80		1-181
Perfluoro[1,2,3,4,5,6,7-13C7]Undecanoic Acid (M7-PFUDA)	102		97		40-144
Perfluoro[13C8]Octanesulfonamide (M8FOSA)	51		49		1-87
N-Deuterioethylperfluoro-1-octanesulfonamidoacetic Acid (d5-NEtFOSAA)	76		81		23-146
Perfluoro[1,2-13C2]Dodecanoic Acid (MPFDOA)	93		96		24-161
Perfluoro[1,2-13C2]Tetradecanoic Acid (M2PFTEDA)	90		90		33-143
2,3,3,3-Tetrafluoro-2-[1,1,2,2,3,3,3-Heptafluoropropoxy]-13C3-Propanoic Acid (M3HFPO-DA)	**32**	Q	**31**	Q	50-150
Perfluoro[13C2]Hexadecanoic Acid (M2PFHxDA)	76		71		50-150
N-Methyl-d3-Perfluoro-1-Octanesulfonamide (d3-NMeFOSA)	**7**	Q	**7**	Q	50-150
N-Ethyl-d5-Perfluoro-1-Octanesulfonamide (d5-NEtFOSA)	**8**	Q	**8**	Q	50-150
2-(N-Methyl-d3-Perfluoro-1-Octanesulfonamido)ethan-d4-ol (d7-NMeFOSE)	**44**	Q	**45**	Q	50-150
2-(N-Ethyl-d5-Perfluoro-1-Octanesulfonamido)ethan-d4-ol (d9-NEtFOSE)	**48**	Q	**48**	Q	50-150

Matrix Spike Analysis

Batch Quality Control

Project Name: TROY MILLS LANDFILL SUPERFUND

Project Number: 04.0190987.09

Lab Number: L2017189

Report Date: 05/05/20

Parameter	Native Sample	MS Added	MS Found	MS %Recovery	Qual	MSD Found	MSD %Recovery	Qual	Recovery Limits	RPD	Qual	RPD Limits
Perfluorinated Alkyl Acids by Isotope Dilution - Mansfield Lab Associated sample(s): 01-15 QC Batch ID: WG1365552-4 QC Sample: L2017189-02 Client ID: TRY_M-7D												
Perfluorobutanoic Acid (PFBA)	ND	38.8	44.8	116		-	-		67-148	-		30
Perfluoropentanoic Acid (PFPeA)	ND	38.8	47.0	121		-	-		63-161	-		30
Perfluorobutanesulfonic Acid (PFBS)	ND	34.3	35.0	102		-	-		65-157	-		30
1H,1H,2H,2H-Perfluorohexanesulfonic Acid (4:2FTS)	ND	36.3	41.4	114		-	-		37-219	-		30
Perfluorohexanoic Acid (PFHxA)	ND	38.8	46.4	120		-	-		69-168	-		30
Perfluoropentanesulfonic Acid (PFPeS)	ND	34.9	34.5	99		-	-		52-156	-		30
Perfluoroheptanoic Acid (PFHpA)	ND	38.8	45.0	116		-	-		58-159	-		30
Perfluorohexanesulfonic Acid (PFHxS)	ND	35.3	39.4	111		-	-		69-177	-		30
Perfluorooctanoic Acid (PFOA)	ND	38.8	46.6	120		-	-		63-159	-		30
1H,1H,2H,2H-Perfluorooctanesulfonic Acid (6:2FTS)	ND	36.8	48.4	131		-	-		49-187	-		30
Perfluoroheptanesulfonic Acid (PFHpS)	ND	36.8	49.8	135		-	-		61-179	-		30
Perfluorononanoic Acid (PFNA)	ND	38.8	46.3	119		-	-		68-171	-		30
Perfluorooctanesulfonic Acid (PFOS)	ND	35.9	38.7	108		-	-		52-151	-		30
Perfluorodecanoic Acid (PFDA)	ND	38.8	45.1	116		-	-		63-171	-		30
1H,1H,2H,2H-Perfluorodecanesulfonic Acid (8:2FTS)	ND	37.2	48.7	131		-	-		56-173	-		30
Perfluorononanesulfonic Acid (PFNS)	ND	37.2	44.6	120		-	-		48-150	-		30
N-Methyl Perfluorooctanesulfonamidoacetic Acid (NMeFOSAA)	ND	38.8	50.4	130		-	-		60-166	-		30
Perfluoroundecanoic Acid (PFUnA)	ND	38.8	44.0	114		-	-		60-153	-		30
Perfluorodecanesulfonic Acid (PFDS)	ND	37.4	46.1	123		-	-		38-156	-		30
Perfluorooctanesulfonamide (FOSA)	ND	38.8	42.8	110		-	-		46-170	-		30
N-Ethyl Perfluorooctanesulfonamidoacetic Acid (NEtFOSAA)	ND	38.8	49.8	128		-	-		45-170	-		30
Perfluorododecanoic Acid (PFDoA)	ND	38.8	46.0	119		-	-		67-153	-		30

Matrix Spike Analysis

Batch Quality Control

Project Name: TROY MILLS LANDFILL SUPERFUND
Project Number: 04.0190987.09
Lab Number: L2017189
Report Date: 05/05/20

Parameter	Native Sample	MS Added	MS Found	MS %Recovery	Qual	MSD Found	MSD %Recovery	Qual	Recovery Limits	RPD	Qual	RPD Limits
Perfluorinated Alkyl Acids by Isotope Dilution - Mansfield Lab Associated sample(s): 01-15 QC Batch ID: WG1365552-4 QC Sample: L2017189-02 Client ID: TRY_M-7D												
Perfluorotridecanoic Acid (PFTrDA)	ND	38.8	58.8	152		-	-		48-158	-		30
Perfluorotetradecanoic Acid (PFTA)	ND	38.8	46.8	121		-	-		59-182	-		30
2,3,3,3-Tetrafluoro-2-[1,1,2,2,3,3,3-Heptafluoropropoxy]-Propanoic Acid (HFPO-DA)	ND	775	655	84		-	-		50-150	-		30
4,8-Dioxa-3h-Perfluorononanoic Acid (ADONA)	ND	38.8	32.3	83		-	-		50-150	-		30
Perfluorohexadecanoic Acid (PFHxDA)	ND	38.8	51.9	134		-	-		50-150	-		30
Perfluorooctadecanoic Acid (PFODA)	ND	38.8	39.4	102		-	-		50-150	-		30
Perfluorododecane Sulfonic Acid (PFDoDS)	ND	37.5	48.6	130		-	-		50-150	-		30
1H,1H,2H,2H-Perfluorododecanesulfonic Acid (10:2FTS)	ND	37.4	77.6	**208**	Q	-	-		50-150	-		30
9-Chlorohexadecafluoro-3-Oxanone-1-Sulfonic Acid (9Cl-PF3ONS)	ND	36.1	39.8	110		-	-		50-150	-		30
11-Chloroeicosafluoro-3-Oxaundecane-1-Sulfonic Acid (11Cl-PF3OUdS)	ND	36.5	47.2	129		-	-		50-150	-		30
N-Methyl Perfluorooctane Sulfonamide (NMeFOSA)	ND	38.8	44.7	115		-	-		50-150	-		30
N-Ethyl Perfluorooctane Sulfonamide (NEtFOSA)	ND	38.8	38.4	99		-	-		50-150	-		30
N-Methyl Perfluorooctanesulfonamido Ethanol (NMeFOSE)	ND	38.8	51.7	133		-	-		50-150	-		30
N-Ethyl Perfluorooctanesulfonamido Ethanol (NEtFOSE)	ND	38.8	ND	98		-	-		50-150	-		30

Surrogate	MS % Recovery	MS Qualifier	MSD % Recovery	MSD Qualifier	Acceptance Criteria
1H,1H,2H,2H-Perfluoro[1,2-13C2]Decanesulfonic Acid (M2-8:2FTS)	110				7-170
1H,1H,2H,2H-Perfluoro[1,2-13C2]Hexanesulfonic Acid (M2-4:2FTS)	101				1-313
1H,1H,2H,2H-Perfluoro[1,2-13C2]Octanesulfonic Acid (M2-6:2FTS)	113				1-244

Matrix Spike Analysis

Batch Quality Control

Project Name: TROY MILLS LANDFILL SUPERFUND ***Lab Number:*** L2017189

Project Number: 04.0190987.09 ***Report Date:*** 05/05/20

Parameter	*Native Sample*	*MS Added*	*MS Found*	*MS %Recovery*	*Qual*	*MSD Found*	*MSD %Recovery*	*Qual*	*Recovery Limits*	*RPD*	*Qual*	*RPD Limits*
Perfluorinated Alkyl Acids by Isotope Dilution - Mansfield Lab Associated sample(s): 01-15 QC Batch ID: WG1365552-4 QC Sample: L2017189-02 Client ID: TRY_M-7D												

Surrogate	*MS % Recovery*	*MS Qualifier*	*MSD % Recovery*	*MSD Qualifier*	*Acceptance Criteria*
2,3,3,3-Tetrafluoro-2-[1,1,2,2,3,3,3-Heptafluoropropoxy]-13C3-Propanoic Acid (M3HFPO-DA)	**13**	Q			50-150
2-(N-Ethyl-d5-Perfluoro-1-Octanesulfonamido)ethan-d4-ol (d9-NEtFOSE)	**45**	Q			50-150
2-(N-Methyl-d3-Perfluoro-1-Octanesulfonamido)ethan-d4-ol (d7-NMeFOSE)	**40**	Q			50-150
N-Deuterioethylperfluoro-1-octanesulfonamidoacetic Acid (d5-NEtFOSAA)	53				23-146
N-Deuteriomethylperfluoro-1-octanesulfonamidoacetic Acid (d3-NMeFOSAA)	54				1-181
N-Ethyl-d5-Perfluoro-1-Octanesulfonamide (d5-NEtFOSA)	**3**	Q			50-150
N-Methyl-d3-Perfluoro-1-Octanesulfonamide (d3-NMeFOSA)	**3**	Q			50-150
Perfluoro[1,2,3,4,5,6,7-13C7]Undecanoic Acid (M7-PFUDA)	76				40-144
Perfluoro[1,2,3,4,5,6-13C6]Decanoic Acid (M6PFDA)	60				38-144
Perfluoro[1,2,3,4,6-13C5]Hexanoic Acid (M5PFHxA)	35				21-145
Perfluoro[1,2,3,4-13C4]Heptanoic Acid (M4PFHpA)	41				30-139
Perfluoro[1,2,3-13C3]Hexanesulfonic Acid (M3PFHxS)	115				47-153
Perfluoro[1,2-13C2]Dodecanoic Acid (MPFDOA)	78				24-161
Perfluoro[1,2-13C2]Tetradecanoic Acid (M2PFTEDA)	83				33-143
Perfluoro[13C2]Hexadecanoic Acid (M2PFHxDA)	63				50-150
Perfluoro[13C4]Butanoic Acid (MPFBA)	47				2-156
Perfluoro[13C5]Pentanoic Acid (M5PFPEA)	43				16-173
Perfluoro[13C8]Octanesulfonamide (M8FOSA)	45				1-87
Perfluoro[13C8]Octanesulfonic Acid (M8PFOS)	95				42-146
Perfluoro[13C8]Octanoic Acid (M8PFOA)	48				36-149
Perfluoro[13C9]Nonanoic Acid (M9PFNA)	51				34-146
Perfluoro[2,3,4-13C3]Butanesulfonic Acid (M3PFBS)	90				31-159

Lab Duplicate Analysis
Batch Quality Control

Project Name: TROY MILLS LANDFILL SUPERFUND
Project Number: 04.0190987.09

Lab Number: L2017189
Report Date: 05/05/20

Parameter	Native Sample	Duplicate Sample	Units	RPD	Qual	RPD Limits
Perfluorinated Alkyl Acids by Isotope Dilution - Mansfield Lab Associated sample(s): 01-15 QC Batch ID: WG1365552-5 QC Sample: L2017189-03 Client ID: TRY_M-7						
N-Methyl Perfluorooctane Sulfonamide (NMeFOSA)	ND	ND	ng/l	NC		30
N-Ethyl Perfluorooctane Sulfonamide (NEtFOSA)	ND	ND	ng/l	NC		30

Surrogate	%Recovery	Qualifier	%Recovery	Qualifier	Acceptance Criteria
N-Methyl-d3-Perfluoro-1-Octanesulfonamide (d3-NMeFOSA)	**4**	Q	**4**	Q	50-150
N-Ethyl-d5-Perfluoro-1-Octanesulfonamide (d5-NEtFOSA)	**4**	Q	**5**	Q	50-150

Lab Duplicate Analysis
Batch Quality Control

Project Name: TROY MILLS LANDFILL SUPERFUND
Project Number: 04.0190987.09

Lab Number: L2017189
Report Date: 05/05/20

Parameter	Native Sample	Duplicate Sample	Units	RPD	Qual	RPD Limits
Perfluorinated Alkyl Acids by Isotope Dilution - Mansfield Lab Associated sample(s): 01-15 QC Batch ID: WG1365552-5 QC Sample: L2017189-03 Client ID: TRY_M-7						
Perfluorobutanoic Acid (PFBA)	47.8	46.2	ng/l	3		30
Perfluoropentanoic Acid (PFPeA)	111	107	ng/l	4		30
Perfluorobutanesulfonic Acid (PFBS)	13.3	13.4	ng/l	1		30
1H,1H,2H,2H-Perfluorohexanesulfonic Acid (4:2FTS)	ND	ND	ng/l	NC		30
Perfluorohexanoic Acid (PFHxA)	168	158	ng/l	6		30
Perfluoropentanesulfonic Acid (PFPeS)	4.41	3.92	ng/l	12		30
Perfluoroheptanoic Acid (PFHpA)	192	186	ng/l	3		30
Perfluorohexanesulfonic Acid (PFHxS)	10.2	8.37	ng/l	20		30
Perfluorooctanoic Acid (PFOA)	194	188	ng/l	3		30
1H,1H,2H,2H-Perfluorooctanesulfonic Acid (6:2FTS)	ND	ND	ng/l	NC		30
Perfluoroheptanesulfonic Acid (PFHpS)	ND	ND	ng/l	NC		30
Perfluorononanoic Acid (PFNA)	5.05	5.45	ng/l	8		30
Perfluorooctanesulfonic Acid (PFOS)	ND	ND	ng/l	NC		30
Perfluorodecanoic Acid (PFDA)	ND	ND	ng/l	NC		30
1H,1H,2H,2H-Perfluorodecanesulfonic Acid (8:2FTS)	ND	ND	ng/l	NC		30
Perfluorononanesulfonic Acid (PFNS)	ND	ND	ng/l	NC		30
N-Methyl Perfluorooctanesulfonamidoacetic Acid (NMeFOSAA)	ND	ND	ng/l	NC		30
Perfluoroundecanoic Acid (PFUnA)	ND	ND	ng/l	NC		30
Perfluorodecanesulfonic Acid (PFDS)	ND	ND	ng/l	NC		30
Perfluorooctanesulfonamide (FOSA)	ND	ND	ng/l	NC		30

Lab Duplicate Analysis
Batch Quality Control

Project Name: TROY MILLS LANDFILL SUPERFUND
Project Number: 04.0190987.09

Lab Number: L2017189
Report Date: 05/05/20

Parameter	Native Sample	Duplicate Sample	Units	RPD	Qual	RPD Limits
Perfluorinated Alkyl Acids by Isotope Dilution - Mansfield Lab Associated sample(s): 01-15 QC Batch ID: WG1365552-5 QC Sample: L2017189-03 Client ID: TRY_M-7						
N-Ethyl Perfluorooctanesulfonamidoacetic Acid (NEtFOSAA)	ND	ND	ng/l	NC		30
Perfluorododecanoic Acid (PFDoA)	ND	ND	ng/l	NC		30
Perfluorotridecanoic Acid (PFTrDA)	ND	ND	ng/l	NC		30
Perfluorotetradecanoic Acid (PFTA)	ND	ND	ng/l	NC		30
2,3,3,3-Tetrafluoro-2-[1,1,2,2,3,3,3-Heptafluoropropoxy]-Propanoic Acid (HFPO-DA)	ND	ND	ng/l	NC		30
4,8-Dioxa-3h-Perfluorononanoic Acid (ADONA)	ND	ND	ng/l	NC		30
Perfluorohexadecanoic Acid (PFHxDA)	ND	ND	ng/l	NC		30
Perfluorooctadecanoic Acid (PFODA)	ND	ND	ng/l	NC		30
Perfluorododecane Sulfonic Acid (PFDoDS)	ND	ND	ng/l	NC		30
1H,1H,2H,2H-Perfluorododecanesulfonic Acid (10:2FTS)	ND	ND	ng/l	NC		30
9-Chlorohexadecafluoro-3-Oxanone-1-Sulfonic Acid (9Cl-PF3ONS)	ND	ND	ng/l	NC		30
11-Chloroeicosafluoro-3-Oxaundecane-1-Sulfonic Acid (11Cl-PF3OUdS)	ND	ND	ng/l	NC		30
N-Methyl Perfluorooctanesulfonamido Ethanol (NMeFOSE)	ND	ND	ng/l	NC		30
N-Ethyl Perfluorooctanesulfonamido Ethanol (NEtFOSE)	ND	ND	ng/l	NC		30
PFOA/PFOS, Total	194	188	ng/l	**200**		30
PFAS, Total (5)	401	388	ng/l	**200**		30

Surrogate	%Recovery	Qualifier	%Recovery	Qualifier	Acceptance Criteria
Perfluoro[13C4]Butanoic Acid (MPFBA)	70		75		2-156
Perfluoro[13C5]Pentanoic Acid (M5PFPEA)	54		57		16-173

Lab Duplicate Analysis
Batch Quality Control

Project Name: TROY MILLS LANDFILL SUPERFUND
Project Number: 04.0190987.09

Lab Number: L2017189
Report Date: 05/05/20

Parameter	Native Sample	Duplicate Sample	Units	RPD	Qual	RPD Limits

Perfluorinated Alkyl Acids by Isotope Dilution - Mansfield Lab Associated sample(s): 01-15 QC Batch ID: WG1365552-5 QC Sample: L2017189-03 Client ID: TRY_M-7

Surrogate	%Recovery	Qualifier	%Recovery	Qualifier	Acceptance Criteria
Perfluoro[2,3,4-13C3]Butanesulfonic Acid (M3PFBS)	74		83		31-159
1H,1H,2H,2H-Perfluoro[1,2-13C2]Hexanesulfonic Acid (M2-4:2FTS)	206		236		1-313
Perfluoro[1,2,3,4,6-13C5]Hexanoic Acid (M5PFHxA)	50		54		21-145
Perfluoro[1,2,3,4-13C4]Heptanoic Acid (M4PFHpA)	66		70		30-139
Perfluoro[1,2,3-13C3]Hexanesulfonic Acid (M3PFHxS)	93		116		47-153
Perfluoro[13C8]Octanoic Acid (M8PFOA)	70		73		36-149
1H,1H,2H,2H-Perfluoro[1,2-13C2]Octanesulfonic Acid (M2-6:2FTS)	**206**		**248**	Q	1-244
Perfluoro[13C9]Nonanoic Acid (M9PFNA)	75		77		34-146
Perfluoro[13C8]Octanesulfonic Acid (M8PFOS)	87		96		42-146
Perfluoro[1,2,3,4,5,6-13C6]Decanoic Acid (M6PFDA)	70		72		38-144
1H,1H,2H,2H-Perfluoro[1,2-13C2]Decanesulfonic Acid (M2-8:2FTS)	155		154		7-170
N-Deuteriomethylperfluoro-1-octanesulfonamidoacetic Acid (d3-NMeFOSAA)	81		71		1-181
Perfluoro[1,2,3,4,5,6,7-13C7]Undecanoic Acid (M7-PFUDA)	82		85		40-144
Perfluoro[13C8]Octanesulfonamide (M8FOSA)	36		36		1-87
N-Deuterioethylperfluoro-1-octanesulfonamidoacetic Acid (d5-NEtFOSAA)	85		80		23-146
Perfluoro[1,2-13C2]Dodecanoic Acid (MPFDOA)	73		76		24-161
Perfluoro[1,2-13C2]Tetradecanoic Acid (M2PFTEDA)	67		65		33-143
2,3,3,3-Tetrafluoro-2-[1,1,2,2,3,3,3-Heptafluoropropoxy]-13C3-Propanoic Acid (M3HFPO-DA)	60		70		50-150
Perfluoro[13C2]Hexadecanoic Acid (M2PFHxDA)	53		**49**	Q	50-150
2-(N-Methyl-d3-Perfluoro-1-Octanesulfonamido)ethan-d4-ol (d7-NMeFOSE)	**28**	Q	**30**	Q	50-150
2-(N-Ethyl-d5-Perfluoro-1-Octanesulfonamido)ethan-d4-ol (d9-NEtFOSE)	**26**	Q	**32**	Q	50-150

Project Name: TROY MILLS LANDFILL SUPERFUND
Project Number: 04.0190987.09

Lab Number: L2017189
Report Date: 05/05/20

Sample Receipt and Container Information

Were project specific reporting limits specified? YES

Cooler Information

Cooler	Custody Seal
A	Absent

Container Information

Container ID	Container Type	Cooler	Initial pH	Final pH	Temp deg C	Pres	Seal	Frozen Date/Time	Analysis(*)
L2017189-01A	2 Plastic/1 Plastic/1 H20 Plastic	A	NA		5.5	Y	Absent		A2-537-ISOTOPE-36(14)
L2017189-02A	2 Plastic/1 Plastic/1 H20 Plastic	A	NA		5.5	Y	Absent		A2-537-ISOTOPE-36(14)
L2017189-02B	2 Plastic/1 Plastic/1 H20 Plastic	A	NA		5.5	Y	Absent		A2-537-ISOTOPE-36(14)
L2017189-03A	2 Plastic/1 Plastic/1 H20 Plastic	A	NA		5.5	Y	Absent		A2-537-ISOTOPE-36(14)
L2017189-03B	2 Plastic/1 Plastic/1 H20 Plastic	A	NA		5.5	Y	Absent		A2-537-ISOTOPE-36(14)
L2017189-04A	2 Plastic/1 Plastic/1 H20 Plastic	A	NA		5.5	Y	Absent		A2-537-ISOTOPE-36(14)
L2017189-04B	2 Plastic/1 Plastic/1 H20 Plastic	A	NA		5.5	Y	Absent		A2-537-ISOTOPE-36(14)
L2017189-05A	2 Plastic/1 Plastic/1 H20 Plastic	A	NA		5.5	Y	Absent		A2-537-ISOTOPE-36(14)
L2017189-05B	2 Plastic/1 Plastic/1 H20 Plastic	A	NA		5.5	Y	Absent		A2-537-ISOTOPE-36(14)
L2017189-06A	2 Plastic/1 Plastic/1 H20 Plastic	A	NA		5.5	Y	Absent		A2-537-ISOTOPE-36(14)
L2017189-06B	2 Plastic/1 Plastic/1 H20 Plastic	A	NA		5.5	Y	Absent		A2-537-ISOTOPE-36(14)
L2017189-07A	2 Plastic/1 Plastic/1 H20 Plastic	A	NA		5.5	Y	Absent		A2-537-ISOTOPE-36(14)
L2017189-07B	2 Plastic/1 Plastic/1 H20 Plastic	A	NA		5.5	Y	Absent		A2-537-ISOTOPE-36(14)
L2017189-08A	2 Plastic/1 Plastic/1 H20 Plastic	A	NA		5.5	Y	Absent		A2-537-ISOTOPE-36(14)
L2017189-08B	2 Plastic/1 Plastic/1 H20 Plastic	A	NA		5.5	Y	Absent		A2-537-ISOTOPE-36(14)
L2017189-09A	2 Plastic/1 Plastic/1 H20 Plastic	A	NA		5.5	Y	Absent		A2-537-ISOTOPE-36(14)
L2017189-09B	2 Plastic/1 Plastic/1 H20 Plastic	A	NA		5.5	Y	Absent		A2-537-ISOTOPE-36(14)
L2017189-10A	2 Plastic/1 Plastic/1 H20 Plastic	A	NA		5.5	Y	Absent		A2-537-ISOTOPE-36(14)
L2017189-10B	2 Plastic/1 Plastic/1 H20 Plastic	A	NA		5.5	Y	Absent		A2-537-ISOTOPE-36(14)
L2017189-11A	2 Plastic/1 Plastic/1 H20 Plastic	A	NA		5.5	Y	Absent		A2-537-ISOTOPE-36(14)
L2017189-11B	2 Plastic/1 Plastic/1 H20 Plastic	A	NA		5.5	Y	Absent		A2-537-ISOTOPE-36(14)
L2017189-12A	2 Plastic/1 Plastic/1 H20 Plastic	A	NA		5.5	Y	Absent		A2-537-ISOTOPE-36(14)
L2017189-12B	2 Plastic/1 Plastic/1 H20 Plastic	A	NA		5.5	Y	Absent		A2-537-ISOTOPE-36(14)

*Values in parentheses indicate holding time in days

Project Name: TROY MILLS LANDFILL SUPERFUND
Project Number: 04.0190987.09

Lab Number: L2017189
Report Date: 05/05/20

Container Information

Container ID	Container Type	Cooler	Initial pH	Final pH	Temp deg C	Pres	Seal	Frozen Date/Time	Analysis(*)
L2017189-13A	2 Plastic/1 Plastic/1 H20 Plastic	A	NA		5.5	Y	Absent		A2-537-ISOTOPE-36(14)
L2017189-13B	2 Plastic/1 Plastic/1 H20 Plastic	A	NA		5.5	Y	Absent		A2-537-ISOTOPE-36(14)
L2017189-14A	2 Plastic/1 Plastic/1 H20 Plastic	A	NA		5.5	Y	Absent		A2-537-ISOTOPE-36(14)
L2017189-14B	2 Plastic/1 Plastic/1 H20 Plastic	A	NA		5.5	Y	Absent		A2-537-ISOTOPE-36(14)
L2017189-15A	2 Plastic/1 Plastic/1 H20 Plastic	A	NA		5.5	Y	Absent		A2-537-ISOTOPE-36(14)
L2017189-15B	2 Plastic/1 Plastic/1 H20 Plastic	A	NA		5.5	Y	Absent		A2-537-ISOTOPE-36(14)

*Values in parentheses indicate holding time in days

Project Name: TROY MILLS LANDFILL SUPERFUND
Project Number: 04.0190987.09
Lab Number: L2017189
Report Date: 05/05/20

PFAS PARAMETER SUMMARY

Parameter	Acronym	CAS Number
PERFLUOROALKYL CARBOXYLIC ACIDS (PFCAs)		
Perfluorooctadecanoic Acid	PFODA	16517-11-6
Perfluorohexadecanoic Acid	PFHxDA	67905-19-5
Perfluorotetradecanoic Acid	PFTA	376-06-7
Perfluorotridecanoic Acid	PFTrDA	72629-94-8
Perfluorododecanoic Acid	PFDoA	307-55-1
Perfluoroundecanoic Acid	PFUnA	2058-94-8
Perfluorodecanoic Acid	PFDA	335-76-2
Perfluorononanoic Acid	PFNA	375-95-1
Perfluorooctanoic Acid	PFOA	335-67-1
Perfluoroheptanoic Acid	PFHpA	375-85-9
Perfluorohexanoic Acid	PFHxA	307-24-4
Perfluoropentanoic Acid	PFPeA	2706-90-3
Perfluorobutanoic Acid	PFBA	375-22-4
PERFLUOROALKYL SULFONIC ACIDS (PFSAs)		
Perfluorododecanesulfonic Acid	PFDoDS	79780-39-5
Perfluorodecanesulfonic Acid	PFDS	335-77-3
Perfluorononanesulfonic Acid	PFNS	68259-12-1
Perfluorooctanesulfonic Acid	PFOS	1763-23-1
Perfluoroheptanesulfonic Acid	PFHpS	375-92-8
Perfluorohexanesulfonic Acid	PFHxS	355-46-4
Perfluoropentanesulfonic Acid	PFPeS	2706-91-4
Perfluorobutanesulfonic Acid	PFBS	375-73-5
FLUOROTELOMERS		
1H,1H,2H,2H-Perfluorododecanesulfonic Acid	10:2FTS	120226-60-0
1H,1H,2H,2H-Perfluorodecanesulfonic Acid	8:2FTS	39108-34-4
1H,1H,2H,2H-Perfluorooctanesulfonic Acid	6:2FTS	27619-97-2
1H,1H,2H,2H-Perfluorohexanesulfonic Acid	4:2FTS	757124-72-4
PERFLUOROALKANE SULFONAMIDES (FASAs)		
Perfluorooctanesulfonamide	FOSA	754-91-6
N-Ethyl Perfluorooctane Sulfonamide	NEtFOSA	4151-50-2
N-Methyl Perfluorooctane Sulfonamide	NMeFOSA	31506-32-8
PERFLUOROALKANE SULFONYL SUBSTANCES		
N-Ethyl Perfluorooctanesulfonamido Ethanol	NEtFOSE	1691-99-2
N-Methyl Perfluorooctanesulfonamido Ethanol	NMeFOSE	24448-09-7
N-Ethyl Perfluorooctanesulfonamidoacetic Acid	NEtFOSAA	2991-50-6
N-Methyl Perfluorooctanesulfonamidoacetic Acid	NMeFOSAA	2355-31-9
PER- and POLYFLUOROALKYL ETHER CARBOXYLIC ACIDS		
2,3,3,3-Tetrafluoro-2-[1,1,2,2,3,3,3-Heptafluoropropoxy]-Propanoic Acid	HFPO-DA	13252-13-6
4,8-Dioxa-3h-Perfluorononanoic Acid	ADONA	919005-14-4
CHLORO-PERFLUOROALKYL SULFONIC ACIDS		
11-Chloroeicosafluoro-3-Oxaundecane-1-Sulfonic Acid	11Cl-PF3OUdS	763051-92-9
9-Chlorohexadecafluoro-3-Oxanone-1-Sulfonic Acid	9Cl-PF3ONS	756426-58-1

Project Name:	TROY MILLS LANDFILL SUPERFUND	**Lab Number:**	L2017189
Project Number:	04.0190987.09	**Report Date:**	05/05/20

GLOSSARY

Acronyms

DL - Detection Limit: This value represents the level to which target analyte concentrations are reported as estimated values, when those target analyte concentrations are quantified below the limit of quantitation (LOQ). The DL includes any adjustments from dilutions, concentrations or moisture content, where applicable. (DoD report formats only.)

EDL - Estimated Detection Limit: This value represents the level to which target analyte concentrations are reported as estimated values, when those target analyte concentrations are quantified below the reporting limit (RL). The EDL includes any adjustments from dilutions, concentrations or moisture content, where applicable. The use of EDLs is specific to the analysis of PAHs using Solid-Phase Microextraction (SPME).

EMPC - Estimated Maximum Possible Concentration: The concentration that results from the signal present at the retention time of an analyte when the ions meet all of the identification criteria except the ion abundance ratio criteria. An EMPC is a worst-case estimate of the concentration.

EPA - Environmental Protection Agency.

LCS - Laboratory Control Sample: A sample matrix, free from the analytes of interest, spiked with verified known amounts of analytes or a material containing known and verified amounts of analytes.

LCSD - Laboratory Control Sample Duplicate: Refer to LCS.

LFB - Laboratory Fortified Blank: A sample matrix, free from the analytes of interest, spiked with verified known amounts of analytes or a material containing known and verified amounts of analytes.

LOD - Limit of Detection: This value represents the level to which a target analyte can reliably be detected for a specific analyte in a specific matrix by a specific method. The LOD includes any adjustments from dilutions, concentrations or moisture content, where applicable. (DoD report formats only.)

LOQ - Limit of Quantitation: The value at which an instrument can accurately measure an analyte at a specific concentration. The LOQ includes any adjustments from dilutions, concentrations or moisture content, where applicable. (DoD report formats only.)

Limit of Quantitation: The value at which an instrument can accurately measure an analyte at a specific concentration. The LOQ includes any adjustments from dilutions, concentrations or moisture content, where applicable. (DoD report formats only.)

MDL - Method Detection Limit: This value represents the level to which target analyte concentrations are reported as estimated values, when those target analyte concentrations are quantified below the reporting limit (RL). The MDL includes any adjustments from dilutions, concentrations or moisture content, where applicable.

MS - Matrix Spike Sample: A sample prepared by adding a known mass of target analyte to a specified amount of matrix sample for which an independent estimate of target analyte concentration is available. For Method 332.0, the spike recovery is calculated using the native concentration, including estimated values.

MSD - Matrix Spike Sample Duplicate: Refer to MS.

NA - Not Applicable.

NC - Not Calculated: Term is utilized when one or more of the results utilized in the calculation are non-detect at the parameter's reporting unit.

NDPA/DPA - N-Nitrosodiphenylamine/Diphenylamine.

NI - Not Ignitable.

NP - Non-Plastic: Term is utilized for the analysis of Atterberg Limits in soil.

RL - Reporting Limit: The value at which an instrument can accurately measure an analyte at a specific concentration. The RL includes any adjustments from dilutions, concentrations or moisture content, where applicable.

RPD - Relative Percent Difference: The results from matrix and/or matrix spike duplicates are primarily designed to assess the precision of analytical results in a given matrix and are expressed as relative percent difference (RPD). Values which are less than five times the reporting limit for any individual parameter are evaluated by utilizing the absolute difference between the values; although the RPD value will be provided in the report.

SRM - Standard Reference Material: A reference sample of a known or certified value that is of the same or similar matrix as the associated field samples.

STLP - Semi-dynamic Tank Leaching Procedure per EPA Method 1315.

TEF - Toxic Equivalency Factors: The values assigned to each dioxin and furan to evaluate their toxicity relative to 2,3,7,8-TCDD.

TEQ - Toxic Equivalent: The measure of a sample's toxicity derived by multiplying each dioxin and furan by its corresponding TEF and then summing the resulting values.

TIC - Tentatively Identified Compound: A compound that has been identified to be present and is not part of the target compound list (TCL) for the method and/or program. All TICs are qualitatively identified and reported as estimated concentrations.

Footnotes

Report Format: Data Usability Report

Project Name:	TROY MILLS LANDFILL SUPERFUND	**Lab Number:**	L2017189
Project Number:	04.0190987.09	**Report Date:**	05/05/20

1 - The reference for this analyte should be considered modified since this analyte is absent from the target analyte list of the original method.

Terms

Analytical Method: Both the document from which the method originates and the analytical reference method. (Example: EPA 8260B is shown as 1,8260B.) The codes for the reference method documents are provided in the References section of the Addendum.

Difference: With respect to Total Oxidizable Precursor (TOP) Assay analysis, the difference is defined as the Post-Treatment value minus the Pre-Treatment value.

Final pH: As it pertains to Sample Receipt & Container Information section of the report, Final pH reflects pH of container determined after adjustment at the laboratory, if applicable. If no adjustment required, value reflects Initial pH.

Frozen Date/Time: With respect to Volatile Organics in soil, Frozen Date/Time reflects the date/time at which associated Reagent Water-preserved vials were initially frozen. Note: If frozen date/time is beyond 48 hours from sample collection, value will be reflected in 'bold'.

Initial pH: As it pertains to Sample Receipt & Container Information section of the report, Initial pH reflects pH of container determined upon receipt, if applicable.

PAH Total: With respect to Alkylated PAH analyses, the 'PAHs, Total' result is defined as the summation of results for all or a subset of the following compounds: Naphthalene, C1-C4 Naphthalenes, 2-Methylnaphthalene, 1-Methylnaphthalene, Biphenyl, Acenaphthylene, Acenaphthene, Fluorene, C1-C3 Fluorenes, Phenanthrene, C1-C4 Phenanthrenes/Anthracenes, Anthracene, Fluoranthene, Pyrene, C1-C4 Fluoranthenes/Pyrenes, Benz(a)anthracene, Chrysene, C1-C4 Chrysenes, Benzo(b)fluoranthene, Benzo(j)+(k)fluoranthene, Benzo(e)pyrene, Benzo(a)pyrene, Perylene, Indeno(1,2,3-cd)pyrene, Dibenz(ah)+(ac)anthracene, Benzo(g,h,i)perylene. If a 'Total' result is requested, the results of its individual components will also be reported.

PFAS Total: With respect to PFAS analyses, the 'PFAS, Total (5)' result is defined as the summation of results for: PFHpA, PFHxS, PFOA, PFNA and PFOS. If a 'Total' result is requested, the results of its individual components will also be reported.

The target compound Chlordane (CAS No. 57-74-9) is reported for GC ECD analyses. Per EPA,this compound "refers to a mixture of chlordane isomers, other chlorinated hydrocarbons and numerous other components." (Reference: USEPA Toxicological Review of Chlordane, In Support of Summary Information on the Integrated Risk Information System (IRIS), December 1997.)

Total: With respect to Organic analyses, a 'Total' result is defined as the summation of results for individual isomers or Aroclors. If a 'Total' result is requested, the results of its individual components will also be reported. This is applicable to 'Total' results for methods 8260, 8081 and 8082.

Data Qualifiers

A - Spectra identified as "Aldol Condensates" are byproducts of the extraction/concentration procedures when acetone is introduced in the process.

B - The analyte was detected above the reporting limit in the associated method blank. Flag only applies to associated field samples that have detectable concentrations of the analyte at less than ten times (10x) the concentration found in the blank. For MCP-related projects, flag only applies to associated field samples that have detectable concentrations of the analyte at less than ten times (10x) the concentration found in the blank. For DOD-related projects, flag only applies to associated field samples that have detectable concentrations of the analyte at less than ten times (10x) the concentration found in the blank AND the analyte was detected above one-half the reporting limit (or above the reporting limit for common lab contaminants) in the associated method blank. For NJ-Air-related projects, flag only applies to associated field samples that have detectable concentrations of the analyte above the reporting limit. For NJ-related projects (excluding Air), flag only applies to associated field samples that have detectable concentrations of the analyte, which was detected above the reporting limit in the associated method blank or above five times the reporting limit for common lab contaminants (Phthalates, Acetone, Methylene Chloride, 2-Butanone).

C - Co-elution: The target analyte co-elutes with a known lab standard (i.e. surrogate, internal standards, etc.) for co-extracted analyses.

D - Concentration of analyte was quantified from diluted analysis. Flag only applies to field samples that have detectable concentrations of the analyte.

E - Concentration of analyte exceeds the range of the calibration curve and/or linear range of the instrument.

G - The concentration may be biased high due to matrix interferences (i.e, co-elution) with non-target compound(s). The result should be considered estimated.

H - The analysis of pH was performed beyond the regulatory-required holding time of 15 minutes from the time of sample collection.

I - The lower value for the two columns has been reported due to obvious interference.

J - Estimated value. This represents an estimated concentration for Tentatively Identified Compounds (TICs).

M - Reporting Limit (RL) exceeds the MCP CAM Reporting Limit for this analyte.

ND - Not detected at the reporting limit (RL) for the sample.

NJ - Presumptive evidence of compound. This represents an estimated concentration for Tentatively Identified Compounds (TICs), where the identification is based on a mass spectral library search.

P - The RPD between the results for the two columns exceeds the method-specified criteria.

Q - The quality control sample exceeds the associated acceptance criteria. For DOD-related projects, LCS and/or Continuing Calibration Standard exceedences are also qualified on all associated sample results. Note: This flag is not applicable for matrix spike recoveries when the sample concentration is greater than 4x the spike added or for batch duplicate RPD when the sample concentrations are less

Project Name:	TROY MILLS LANDFILL SUPERFUND	**Lab Number:**	L2017189
Project Number:	04.0190987.09	**Report Date:**	05/05/20

Data Qualifiers

than 5x the RL. (Metals only.)

R - Analytical results are from sample re-analysis.

RE - Analytical results are from sample re-extraction.

S - Analytical results are from modified screening analysis.

Report Format: Data Usability Report

REFERENCES

134 Determination of Selected Perfluorinated Alkyl Acids in Drinking Water by Solid Phase Extraction and Liquid Chromatography/Tandem Mass Spectrometry (LC/MS/MS) using Isotope Dilution. Alpha SOP 23528.

LIMITATION OF LIABILITIES

Alpha Analytical performs services with reasonable care and diligence normal to the analytical testing laboratory industry. In the event of an error, the sole and exclusive responsibility of Alpha Analytical shall be to re-perform the work at it's own expense. In no event shall Alpha Analytical be held liable for any incidental, consequential or special damages, including but not limited to, damages in any way connected with the use of, interpretation of, information or analysis provided by Alpha Analytical.

We strongly urge our clients to comply with EPA protocol regarding sample volume, preservation, cooling, containers, sampling procedures, holding time and splitting of samples in the field.

Certification Information

The following analytes are not included in our Primary NELAP Scope of Accreditation:

Westborough Facility
EPA 624/624.1: m/p-xylene, o-xylene, Naphthalene
EPA 8260C: NPW: 1,2,4,5-Tetramethylbenzene; 4-Ethyltoluene, Azobenzene; SCM: Iodomethane (methyl iodide), 1,2,4,5-Tetramethylbenzene; 4-Ethyltoluene.
EPA 8270D: NPW: Dimethylnaphthalene,1,4-Diphenylhydrazine; SCM: Dimethylnaphthalene,1,4-Diphenylhydrazine.
SM4500: NPW: Amenable Cyanide; SCM: Total Phosphorus, TKN, NO2, NO3.

Mansfield Facility
SM 2540D: TSS
EPA 8082A: NPW: PCB: 1, 5, 31, 87,101, 110, 141, 151, 153, 180, 183, 187.
EPA TO-15: Halothane, 2,4,4-Trimethyl-2-pentene, 2,4,4-Trimethyl-1-pentene, Thiophene, 2-Methylthiophene, 3-Methylthiophene, 2-Ethylthiophene, 1,2,3-Trimethylbenzene, Indan, Indene, 1,2,4,5-Tetramethylbenzene, Benzothiophene, 1-Methylnaphthalene.
EPA TO-12 Non-methane organics
EPA 3C Fixed gases
Biological Tissue Matrix: EPA 3050B

The following analytes are included in our Massachusetts DEP Scope of Accreditation

Westborough Facility:

Drinking Water
EPA 300.0: Chloride, Nitrate-N, Fluoride, Sulfate; **EPA 353.2**: Nitrate-N, Nitrite-N; **SM4500NO3-F**: Nitrate-N, Nitrite-N; **SM4500F-C, SM4500CN-CE, EPA 180.1, SM2130B, SM4500Cl-D, SM2320B, SM2540C, SM4500H-B, SM4500NO2-B**
EPA 332: Perchlorate; **EPA 524.2:** THMs and VOCs; **EPA 504.1:** EDB, DBCP.
Microbiology: **SM9215B; SM9223-P/A, SM9223B-Colilert-QT,SM9222D**.

Non-Potable Water
SM4500H,B, EPA 120.1, SM2510B, SM2540C, SM2320B, SM4500CL-E, SM4500F-BC, SM4500NH3-BH: Ammonia-N and Kjeldahl-N, **EPA 350.1**: Ammonia-N, **LACHAT 10-107-06-1-B**: Ammonia-N, **EPA 351.1, SM4500NO3-F, EPA 353.2**: Nitrate-N**, SM4500P-E, SM4500P-B, E, SM4500SO4-E, SM5220D, EPA 410.4, SM5210B, SM5310C, SM4500CL-D, EPA 1664, EPA 420.1, SM4500-CN-CE, SM2540D, EPA 300: Chloride, Sulfate, Nitrate.**
EPA 624.1: Volatile Halocarbons & Aromatics,
EPA 608.3: Chlordane, Toxaphene, Aldrin, alpha-BHC, beta-BHC, gamma-BHC, delta-BHC, Dieldrin, DDD, DDE, DDT, Endosulfan I, Endosulfan II, Endosulfan sulfate, Endrin, Endrin Aldehyde, Heptachlor, Heptachlor Epoxide, PCBs
EPA 625.1: SVOC (Acid/Base/Neutral Extractables), **EPA 600/4-81-045**: PCB-Oil.
Microbiology: **SM9223B-Colilert-QT; Enterolert-QT, SM9221E, EPA 1600, EPA 1603.**

Mansfield Facility:

Drinking Water
EPA 200.7: Al, Ba, Cd, Cr, Cu, Fe, Mn, Ni, Na, Ag, Ca, Zn. **EPA 200.8:** Al, Sb, As, Ba, Be, Cd, Cr, Cu, Pb, Mn, Ni, Se, Ag, TL, Zn. **EPA 245.1** Hg.
EPA 522.

Non-Potable Water
EPA 200.7: Al, Sb, As, Be, Cd, Ca, Cr, Co, Cu, Fe, Pb, Mg, Mn, Mo, Ni, K, Se, Ag, Na, Sr, TL, Ti, V, Zn.
EPA 200.8: Al, Sb**,** As, Be, Cd, Cr, Cu, Fe, Pb, Mn, Ni, K, Se, Ag, Na, TL, Zn.
EPA 245.1 Hg.
SM2340B

For a complete listing of analytes and methods, please contact your Alpha Project Manager.

CHAIN OF CUSTODY

PAGE 1 OF 2

ALPHA ANALYTICAL

Westborough, MA TEL: 508-898-9220 FAX: 508-898-9193
Mansfield, MA TEL: 508-822-9300 FAX: 508-822-3288

Date Rec'd in Lab: 4/25/20

ALPHA Job #: L2017189

Project Information

Project Name: Troy Mills Landfill Superfund

Project Location: Troy, NH

Project #: 04.0190987.09

Project Manager: Michael Summerlin

ALPHA Quote #: NH DES Contract No. 1069635

Report Information

☐ FAX
☒ ADEx

Data Deliverables

☒ EMAIL
☐ Add'l Deliverables

Billing Information

☒ Same as Client info
PO #: 2589-00"T"

Regulatory Requirements/Report Limits

State/Fed Program: NHDES
Criteria: Sampling and Analysis Plan limits

Client Information

Client: NHDES
Address: 29 Hazen Drive
Concord, NH 03302
Phone: 603-271-3649
Fax:
Email: michael.summerlinjr@des.nh.gov

☐ These samples have been Previously analyzed by Alpha

Turn-Around Time

☒ Standard ☐ Rush (ONLY IF PRE-APPROVED)

Due Date: Time:

Other Project Specific Requirements/Comments/Detection Limits:

Please also email login receipts and lab reports to tanya.justham@gza.com
Please provide excel files formatted for upload to the NHDES EMD and for GZA EQUIS upload

ANALYSIS

SAMPLE HANDLING
Filtration
☐ Done
☒ Not Needed
☐ Lab to do
Preservation
☐ Lab to do
(Please specify below)

ALPHA Lab ID (Lab Use Only)	Sample ID	Collection Date	Collection Time	Sample Matrix	Sampler's Initials	PFAS (NHDES list)	Sample Specific Comments	TOTAL # BOTTLES
17189-01	TRIP BLANK	4/22/2020	0800	AQ	MJB	☒		1
-02	TRY_M-7D	4/22/2020	1450	AQ	AF	☑		2
-03	TRY_M-7	4/22/2020	1255	AQ	AF	☑		2
-04	TRY_MW-104S	4/22/2020	1110	AQ	AF	☑		2
-05	TRY_MW-702SX	4/22/2020	1345	AQ	MJB	☑		2
-06	TRY_MW-702D	4/22/2020	1125	AQ	MJB	☑		2
-07	TRY_MW-C6S	4/22/2020	1435	AQ	MEM	☑		2
-08	TRY_MW-C6S DUP	4/22/2020	1435	AQ	MEM	☑		2
-09	TRY_MW-C6D	4/22/2020	1235	AQ	MEM	☑		2
-10	TRY_MW-801	4/23/2020	1010	AQ	MEM	☑		2

Container Type	P	-	-	-	-	-	-	-	-	-	-	-
Preservative	-	-	-	-	-	-	-	-	-	-	-	-

Relinquished By:	Date/Time	Received By:	Date/Time
[signature]	4/24/20 805	[signature]	4/22/2020 805
[signature]	4/24/20 9:34	[signature]	4/24/20 1320
[signature]	4/24/20 1830	[signature]	4/24/20 1830
[signature]	4/25/20 0600	[signature]	4/25/20 0920

Please print clearly, legibly and completely. Samples can not be logged in and turnaround time clock will not start until any ambiguities are resolved. All samples submitted are subject to Alpha's Payment Terms.

[signature] 4/24/20 18:30

[signature] -AAL 4/25/20 0600

FORM NO. 01-015-(U) (rev. 9 JAN 12)

CHAIN OF CUSTODY

PAGE 2 OF 2

Date Rec'd in Lab: 4/25/20

ALPHA Job #: L2017189

ALPHA ANALYTICAL

Westborough, MA TEL: 508-898-9220 FAX: 508-898-9193
Mansfield, MA TEL: 508-822-9300 FAX: 508-822-3288

Client Information

Client: NHDES
Address: 29 Hazen Drive
Concord, NH 03302
Phone: 603-271-3649
Fax:
Email: michael.summerlinjr@des.nh.gov

☐ These samples have been Previously analyzed by Alpha

Project Information

Project Name: Troy Mills Landfill Superfund
Project Location: Troy, NH
Project #: 04.0190987.09
Project Manager: Michael Summerlin
ALPHA Quote #: NH DES Contract No. 1069635

Turn-Around Time

☒ Standard ☐ Rush (ONLY IF PRE-APPROVED)

Due Date: Time:

Report Information

☐ FAX ☒ EMAIL
☒ ADEx ☐ Add'l Deliverables

Data Deliverables

Billing Information

☒ Same as Client info PO #: 2589-00"T"

Regulatory Requirements/Report Limits

State/Fed Program: NHDES
Criteria: Sampling and Analysis Plan limits

Other Project Specific Requirements/Comments/Detection Limits:

Please also email login receipts and lab reports to tanya.justham@gza.com
Please provide excel files formatted for upload to the NHDES EMD and for GZA EQUiS upload.

ANALYSIS

PFAS (NHDES list)

SAMPLE HANDLING
Filtration
☐ Done
☒ Not Needed
☐ Lab to do
Preservation
☐ Lab to do
(Please specify below)

TOTAL # BOTTLES

ALPHA Lab ID (Lab Use Only)	Sample ID	Collection Date	Collection Time	Sample Matrix	Sampler's Initials	PFAS (NHDES list)	Sample Specific Comments	TOTAL # BOTTLES
-11	TRY_MW-802	4/23/2020	1445	AQ	MEM	☑		2
-12	TRY_MW-501X	4/23/2020	1300	AQ	MJB	☑		2
-13	TRY_MW-501D	4/23/2020	1120	AQ	MJB	☑		2
-14	TRY_MW-601S	4/23/2020	1315	AQ	AF	☑		2
-15	TRY_MW-601D	4/23/2020	1130	AQ	AF	☑		2

Container Type: P
Preservative:

Relinquished By:	Date/Time	Received By:	Date/Time
	4/24/20 805		4/24/20 805
Dennis Clark	4/24/20 930		4/24/20 1030
	4/24/20 1830		4/24/20 1830

Please print clearly, legibly and completely. Samples can not be logged in and turnaround time clock will not start until any ambiguities are resolved. All samples submitted are subject to Alpha's Payment Terms.

FORM NO. 01-01(M)
(rev. 3-JAN-12)

4/24/20 1830

4/25/20 0600

ANALYTICAL REPORT

Lab Number:	L2017192
Client:	GZA GeoEnvironmental, Inc. / NHDES PO Box 95 29 Hazen Drive Concord, NH 03302-0095
ATTN:	Michael Summerlin
Phone:	(603) 271-3649
Project Name:	TROY MILLS LANDFILL SUPERFUND
Project Number:	04.0190987.09
Report Date:	05/01/20

The original project report/data package is held by Alpha Analytical. This report/data package is paginated and should be reproduced only in its entirety. Alpha Analytical holds no responsibility for results and/or data that are not consistent with the original.

Certifications & Approvals: MA (M-MA086), NH NELAP (2064), CT (PH-0574), IL (200077), ME (MA00086), MD (348), NJ (MA935), NY (11148), NC (25700/666), PA (68-03671), RI (LAO00065), TX (T104704476), VT (VT-0935), VA (460195), USDA (Permit #P330-17-00196).

Eight Walkup Drive, Westborough, MA 01581-1019
508-898-9220 (Fax) 508-898-9193 800-624-9220 - www.alphalab.com

Project Name: TROY MILLS LANDFILL SUPERFUND
Project Number: 04.0190987.09

Lab Number: L2017192
Report Date: 05/01/20

Alpha Sample ID	Client ID	Matrix	Sample Location	Collection Date/Time	Receive Date
L2017192-01	TRIP BLANK	WATER	TROY, NH	04/22/20 08:00	04/24/20
L2017192-02	TRY_MW-702SX	WATER	TROY, NH	04/22/20 13:45	04/24/20
L2017192-03	TRY_MW-702D	WATER	TROY, NH	04/22/20 11:25	04/24/20
L2017192-04	TRY_M-7	WATER	TROY, NH	04/22/20 12:55	04/24/20
L2017192-05	TRY_M-7 DUP	WATER	TROY, NH	04/22/20 12:55	04/24/20
L2017192-06	TRY_M-7D	WATER	TROY, NH	04/22/20 14:50	04/24/20

Project Name:	TROY MILLS LANDFILL SUPERFUND	**Lab Number:**	L2017192
Project Number:	04.0190987.09	**Report Date:**	05/01/20

Case Narrative

The samples were received in accordance with the Chain of Custody and no significant deviations were encountered during the preparation or analysis unless otherwise noted. Sample Receipt, Container Information, and the Chain of Custody are located at the back of the report.

Results contained within this report relate only to the samples submitted under this Alpha Lab Number and meet NELAP requirements for all NELAP accredited parameters unless otherwise noted in the following narrative. The data presented in this report is organized by parameter (i.e. VOC, SVOC, etc.). Sample specific Quality Control data (i.e. Surrogate Spike Recovery) is reported at the end of the target analyte list for each individual sample, followed by the Laboratory Batch Quality Control at the end of each parameter. Tentatively Identified Compounds (TICs), if requested, are reported for compounds identified to be present and are not part of the method/program Target Compound List, even if only a subset of the TCL are being reported. If a sample was re-analyzed or re-extracted due to a required quality control corrective action and if both sets of data are reported, the Laboratory ID of the re-analysis or re-extraction is designated with an "R" or "RE", respectively.

When multiple Batch Quality Control elements are reported (e.g. more than one LCS), the associated samples for each element are noted in the grey shaded header line of each data table. Any Laboratory Batch, Sample Specific % recovery or RPD value that is outside the listed Acceptance Criteria is bolded in the report. In reference to questions H (CAM) or 4 (RCP) when "NO" is checked, the performance criteria for CAM and RCP methods allow for some quality control failures to occur and still be within method compliance. In these instances, the specific failure is not narrated but noted in the associated QC Outlier Summary Report, located directly after the Case Narrative. QC information is also incorporated in the Data Usability Assessment table (Format 11) of our Data Merger tool, where it can be reviewed in conjunction with the sample result, associated regulatory criteria and any associated data usability implications.

Soil/sediments, solids and tissues are reported on a dry weight basis unless otherwise noted. Definitions of all data qualifiers and acronyms used in this report are provided in the Glossary located at the back of the report.

HOLD POLICY - For samples submitted on hold, Alpha's policy is to hold samples (with the exception of Air canisters) free of charge for 21 calendar days from the date the project is completed. After 21 calendar days, we will dispose of all samples submitted including those put on hold unless you have contacted your Alpha Project Manager and made arrangements for Alpha to continue to hold the samples. Air canisters will be disposed after 3 business days from the date the project is completed.

Please contact Project Management at 800-624-9220 with any questions.

Project Name:	TROY MILLS LANDFILL SUPERFUND	**Lab Number:**	L2017192
Project Number:	04.0190987.09	**Report Date:**	05/01/20

Case Narrative (continued)

Semivolatile Organics

The WG1364634-2/-3 LCS/LCSD recoveries, associated with L2017192-06, are below the acceptance criteria for benzidine (0%/5%) and benzoic acid (0%/0%); however, it has been identified as a "difficult" analyte. The results of the associated samples are reported.

The WG1364795-2/-3 LCS/LCSD recoveries, associated with L2017192-02 through -04, are below the acceptance criteria for benzidine (1%/3%) and benzoic acid (LCSD 0%); however, it has been identified as a "difficult" analyte. The results of the associated samples are reported.

I, the undersigned, attest under the pains and penalties of perjury that, to the best of my knowledge and belief and based upon my personal inquiry of those responsible for providing the information contained in this analytical report, such information is accurate and complete. This certificate of analysis is not complete unless this page accompanies any and all pages of this report.

Authorized Signature: Tiffani Morrissey - Tiffani Morrissey

Title: Technical Director/Representative Date: 05/01/20

ORGANICS

VOLATILES

Project Name: TROY MILLS LANDFILL SUPERFUND **Lab Number:** L2017192

Project Number: 04.0190987.09 **Report Date:** 05/01/20

SAMPLE RESULTS

Lab ID: L2017192-01
Client ID: TRIP BLANK
Sample Location: TROY, NH

Date Collected: 04/22/20 08:00
Date Received: 04/24/20
Field Prep: Not Specified

Sample Depth:
Matrix: Water
Analytical Method: 1,8260C
Analytical Date: 04/29/20 09:07
Analyst: NLK

Parameter	Result	Qualifier	Units	RL	MDL	Dilution Factor
Volatile Organics by GC/MS - Westborough Lab						
Methylene chloride	ND		ug/l	3.0	--	1
1,1-Dichloroethane	ND		ug/l	0.75	--	1
Chloroform	ND		ug/l	0.75	--	1
Carbon tetrachloride	ND		ug/l	0.50	--	1
1,2-Dichloropropane	ND		ug/l	1.8	--	1
Dibromochloromethane	ND		ug/l	0.50	--	1
1,1,2-Trichloroethane	ND		ug/l	0.75	--	1
Tetrachloroethene	ND		ug/l	0.50	--	1
Chlorobenzene	ND		ug/l	0.50	--	1
Trichlorofluoromethane	ND		ug/l	2.5	--	1
1,2-Dichloroethane	ND		ug/l	0.50	--	1
1,1,1-Trichloroethane	ND		ug/l	0.50	--	1
Bromodichloromethane	ND		ug/l	0.50	--	1
trans-1,3-Dichloropropene	ND		ug/l	0.50	--	1
cis-1,3-Dichloropropene	ND		ug/l	0.50	--	1
1,3-Dichloropropene, Total	ND		ug/l	0.50	--	1
1,1-Dichloropropene	ND		ug/l	2.5	--	1
Bromoform	ND		ug/l	2.0	--	1
1,1,2,2-Tetrachloroethane	ND		ug/l	0.50	--	1
Benzene	ND		ug/l	0.50	--	1
Toluene	ND		ug/l	0.75	--	1
Ethylbenzene	ND		ug/l	0.50	--	1
Chloromethane	ND		ug/l	2.5	--	1
Bromomethane	ND		ug/l	1.0	--	1
Vinyl chloride	ND		ug/l	1.0	--	1
Chloroethane	ND		ug/l	1.0	--	1
1,1-Dichloroethene	ND		ug/l	0.50	--	1
trans-1,2-Dichloroethene	ND		ug/l	0.75	--	1

Project Name: TROY MILLS LANDFILL SUPERFUND **Lab Number:** L2017192

Project Number: 04.0190987.09 **Report Date:** 05/01/20

SAMPLE RESULTS

Lab ID: L2017192-01 Date Collected: 04/22/20 08:00

Client ID: TRIP BLANK Date Received: 04/24/20

Sample Location: TROY, NH Field Prep: Not Specified

Sample Depth:

Parameter	Result	Qualifier	Units	RL	MDL	Dilution Factor
Volatile Organics by GC/MS - Westborough Lab						
1,2-Dichloroethene, Total	ND		ug/l	0.50	--	1
Trichloroethene	ND		ug/l	0.50	--	1
1,2-Dichlorobenzene	ND		ug/l	2.5	--	1
1,3-Dichlorobenzene	ND		ug/l	2.5	--	1
1,4-Dichlorobenzene	ND		ug/l	2.5	--	1
Methyl tert butyl ether	ND		ug/l	1.0	--	1
p/m-Xylene	ND		ug/l	1.0	--	1
o-Xylene	ND		ug/l	1.0	--	1
Xylenes, Total	ND		ug/l	1.0	--	1
cis-1,2-Dichloroethene	ND		ug/l	0.50	--	1
Dibromomethane	ND		ug/l	5.0	--	1
1,2,3-Trichloropropane	ND		ug/l	5.0	--	1
Styrene	ND		ug/l	1.0	--	1
Dichlorodifluoromethane	ND		ug/l	5.0	--	1
Acetone	ND		ug/l	5.0	--	1
Carbon disulfide	ND		ug/l	5.0	--	1
2-Butanone	ND		ug/l	5.0	--	1
4-Methyl-2-pentanone	ND		ug/l	5.0	--	1
2-Hexanone	ND		ug/l	5.0	--	1
Bromochloromethane	ND		ug/l	2.5	--	1
Tetrahydrofuran	ND		ug/l	5.0	--	1
2,2-Dichloropropane	ND		ug/l	2.5	--	1
1,2-Dibromoethane	ND		ug/l	2.0	--	1
1,1,1,2-Tetrachloroethane	ND		ug/l	0.50	--	1
Bromobenzene	ND		ug/l	2.5	--	1
n-Butylbenzene	ND		ug/l	0.50	--	1
sec-Butylbenzene	ND		ug/l	0.50	--	1
tert-Butylbenzene	ND		ug/l	2.5	--	1
o-Chlorotoluene	ND		ug/l	2.5	--	1
p-Chlorotoluene	ND		ug/l	2.5	--	1
1,2-Dibromo-3-chloropropane	ND		ug/l	2.5	--	1
Hexachlorobutadiene	ND		ug/l	0.50	--	1
Isopropylbenzene	ND		ug/l	0.50	--	1
p-Isopropyltoluene	ND		ug/l	0.50	--	1
Naphthalene	ND		ug/l	2.5	--	1
n-Propylbenzene	ND		ug/l	0.50	--	1
1,2,3-Trichlorobenzene	ND		ug/l	2.5	--	1

Project Name: TROY MILLS LANDFILL SUPERFUND **Lab Number:** L2017192

Project Number: 04.0190987.09 **Report Date:** 05/01/20

SAMPLE RESULTS

Lab ID: L2017192-01 Date Collected: 04/22/20 08:00

Client ID: TRIP BLANK Date Received: 04/24/20

Sample Location: TROY, NH Field Prep: Not Specified

Sample Depth:

Parameter	Result	Qualifier	Units	RL	MDL	Dilution Factor
Volatile Organics by GC/MS - Westborough Lab						
1,2,4-Trichlorobenzene	ND		ug/l	2.5	--	1
1,3,5-Trimethylbenzene	ND		ug/l	2.5	--	1
1,3,5-Trichlorobenzene	ND		ug/l	2.0	--	1
1,2,4-Trimethylbenzene	ND		ug/l	2.5	--	1
Ethyl ether	ND		ug/l	2.5	--	1
Isopropyl Ether	ND		ug/l	2.0	--	1
Tert-Butyl Alcohol	ND		ug/l	10	--	1
Ethyl-Tert-Butyl-Ether	ND		ug/l	2.0	--	1
Tertiary-Amyl Methyl Ether	ND		ug/l	2.0	--	1
1,4-Dioxane	ND		ug/l	250	--	1

Surrogate	% Recovery	Qualifier	Acceptance Criteria
1,2-Dichloroethane-d4	92		70-130
Toluene-d8	98		70-130
4-Bromofluorobenzene	101		70-130
Dibromofluoromethane	101		70-130

Project Name: TROY MILLS LANDFILL SUPERFUND **Lab Number:** L2017192

Project Number: 04.0190987.09 **Report Date:** 05/01/20

SAMPLE RESULTS

Lab ID: L2017192-02 Date Collected: 04/22/20 13:45
Client ID: TRY_MW-702SX Date Received: 04/24/20
Sample Location: TROY, NH Field Prep: Not Specified

Sample Depth:
Matrix: Water
Analytical Method: 1,8260C
Analytical Date: 04/29/20 19:52
Analyst: NLK

Parameter	Result	Qualifier	Units	RL	MDL	Dilution Factor
Volatile Organics by GC/MS - Westborough Lab						
Methylene chloride	ND		ug/l	3.0	--	1
1,1-Dichloroethane	ND		ug/l	0.75	--	1
Chloroform	ND		ug/l	0.75	--	1
Carbon tetrachloride	ND		ug/l	0.50	--	1
1,2-Dichloropropane	ND		ug/l	1.8	--	1
Dibromochloromethane	ND		ug/l	0.50	--	1
1,1,2-Trichloroethane	ND		ug/l	0.75	--	1
Tetrachloroethene	ND		ug/l	0.50	--	1
Chlorobenzene	ND		ug/l	0.50	--	1
Trichlorofluoromethane	ND		ug/l	2.5	--	1
1,2-Dichloroethane	ND		ug/l	0.50	--	1
1,1,1-Trichloroethane	ND		ug/l	0.50	--	1
Bromodichloromethane	ND		ug/l	0.50	--	1
trans-1,3-Dichloropropene	ND		ug/l	0.50	--	1
cis-1,3-Dichloropropene	ND		ug/l	0.50	--	1
1,3-Dichloropropene, Total	ND		ug/l	0.50	--	1
1,1-Dichloropropene	ND		ug/l	2.5	--	1
Bromoform	ND		ug/l	2.0	--	1
1,1,2,2-Tetrachloroethane	ND		ug/l	0.50	--	1
Benzene	ND		ug/l	0.50	--	1
Toluene	ND		ug/l	0.75	--	1
Ethylbenzene	ND		ug/l	0.50	--	1
Chloromethane	ND		ug/l	2.5	--	1
Bromomethane	ND		ug/l	1.0	--	1
Vinyl chloride	ND		ug/l	1.0	--	1
Chloroethane	ND		ug/l	1.0	--	1
1,1-Dichloroethene	ND		ug/l	0.50	--	1
trans-1,2-Dichloroethene	ND		ug/l	0.75	--	1

Project Name: TROY MILLS LANDFILL SUPERFUND **Lab Number:** L2017192

Project Number: 04.0190987.09 **Report Date:** 05/01/20

SAMPLE RESULTS

Lab ID: L2017192-02 Date Collected: 04/22/20 13:45

Client ID: TRY_MW-702SX Date Received: 04/24/20

Sample Location: TROY, NH Field Prep: Not Specified

Sample Depth:

Parameter	Result	Qualifier	Units	RL	MDL	Dilution Factor
Volatile Organics by GC/MS - Westborough Lab						
1,2-Dichloroethene, Total	ND		ug/l	0.50	--	1
Trichloroethene	ND		ug/l	0.50	--	1
1,2-Dichlorobenzene	ND		ug/l	2.5	--	1
1,3-Dichlorobenzene	ND		ug/l	2.5	--	1
1,4-Dichlorobenzene	ND		ug/l	2.5	--	1
Methyl tert butyl ether	ND		ug/l	1.0	--	1
p/m-Xylene	ND		ug/l	1.0	--	1
o-Xylene	ND		ug/l	1.0	--	1
Xylenes, Total	ND		ug/l	1.0	--	1
cis-1,2-Dichloroethene	ND		ug/l	0.50	--	1
Dibromomethane	ND		ug/l	5.0	--	1
1,2,3-Trichloropropane	ND		ug/l	5.0	--	1
Styrene	ND		ug/l	1.0	--	1
Dichlorodifluoromethane	ND		ug/l	5.0	--	1
Acetone	ND		ug/l	5.0	--	1
Carbon disulfide	ND		ug/l	5.0	--	1
2-Butanone	ND		ug/l	5.0	--	1
4-Methyl-2-pentanone	ND		ug/l	5.0	--	1
2-Hexanone	ND		ug/l	5.0	--	1
Bromochloromethane	ND		ug/l	2.5	--	1
Tetrahydrofuran	ND		ug/l	5.0	--	1
2,2-Dichloropropane	ND		ug/l	2.5	--	1
1,2-Dibromoethane	ND		ug/l	2.0	--	1
1,1,1,2-Tetrachloroethane	ND		ug/l	0.50	--	1
Bromobenzene	ND		ug/l	2.5	--	1
n-Butylbenzene	ND		ug/l	0.50	--	1
sec-Butylbenzene	ND		ug/l	0.50	--	1
tert-Butylbenzene	ND		ug/l	2.5	--	1
o-Chlorotoluene	ND		ug/l	2.5	--	1
p-Chlorotoluene	ND		ug/l	2.5	--	1
1,2-Dibromo-3-chloropropane	ND		ug/l	2.5	--	1
Hexachlorobutadiene	ND		ug/l	0.50	--	1
Isopropylbenzene	ND		ug/l	0.50	--	1
p-Isopropyltoluene	ND		ug/l	0.50	--	1
Naphthalene	ND		ug/l	2.5	--	1
n-Propylbenzene	ND		ug/l	0.50	--	1
1,2,3-Trichlorobenzene	ND		ug/l	2.5	--	1

Project Name: TROY MILLS LANDFILL SUPERFUND **Lab Number:** L2017192

Project Number: 04.0190987.09 **Report Date:** 05/01/20

SAMPLE RESULTS

Lab ID: L2017192-02 Date Collected: 04/22/20 13:45

Client ID: TRY_MW-702SX Date Received: 04/24/20

Sample Location: TROY, NH Field Prep: Not Specified

Sample Depth:

Parameter	Result	Qualifier	Units	RL	MDL	Dilution Factor
Volatile Organics by GC/MS - Westborough Lab						
1,2,4-Trichlorobenzene	ND		ug/l	2.5	--	1
1,3,5-Trimethylbenzene	ND		ug/l	2.5	--	1
1,3,5-Trichlorobenzene	ND		ug/l	2.0	--	1
1,2,4-Trimethylbenzene	ND		ug/l	2.5	--	1
Ethyl ether	ND		ug/l	2.5	--	1
Isopropyl Ether	ND		ug/l	2.0	--	1
Tert-Butyl Alcohol	ND		ug/l	10	--	1
Ethyl-Tert-Butyl-Ether	ND		ug/l	2.0	--	1
Tertiary-Amyl Methyl Ether	ND		ug/l	2.0	--	1
1,4-Dioxane	ND		ug/l	250	--	1

Surrogate	% Recovery	Qualifier	Acceptance Criteria
1,2-Dichloroethane-d4	99		70-130
Toluene-d8	98		70-130
4-Bromofluorobenzene	100		70-130
Dibromofluoromethane	100		70-130

Project Name: TROY MILLS LANDFILL SUPERFUND **Lab Number:** L2017192

Project Number: 04.0190987.09 **Report Date:** 05/01/20

SAMPLE RESULTS

Lab ID: L2017192-03 Date Collected: 04/22/20 11:25
Client ID: TRY_MW-702D Date Received: 04/24/20
Sample Location: TROY, NH Field Prep: Not Specified

Sample Depth:
Matrix: Water
Analytical Method: 1,8260C
Analytical Date: 04/29/20 11:49
Analyst: NLK

Parameter	Result	Qualifier	Units	RL	MDL	Dilution Factor
Volatile Organics by GC/MS - Westborough Lab						
Methylene chloride	ND		ug/l	3.0	--	1
1,1-Dichloroethane	ND		ug/l	0.75	--	1
Chloroform	ND		ug/l	0.75	--	1
Carbon tetrachloride	ND		ug/l	0.50	--	1
1,2-Dichloropropane	ND		ug/l	1.8	--	1
Dibromochloromethane	ND		ug/l	0.50	--	1
1,1,2-Trichloroethane	ND		ug/l	0.75	--	1
Tetrachloroethene	ND		ug/l	0.50	--	1
Chlorobenzene	ND		ug/l	0.50	--	1
Trichlorofluoromethane	ND		ug/l	2.5	--	1
1,2-Dichloroethane	ND		ug/l	0.50	--	1
1,1,1-Trichloroethane	ND		ug/l	0.50	--	1
Bromodichloromethane	ND		ug/l	0.50	--	1
trans-1,3-Dichloropropene	ND		ug/l	0.50	--	1
cis-1,3-Dichloropropene	ND		ug/l	0.50	--	1
1,3-Dichloropropene, Total	ND		ug/l	0.50	--	1
1,1-Dichloropropene	ND		ug/l	2.5	--	1
Bromoform	ND		ug/l	2.0	--	1
1,1,2,2-Tetrachloroethane	ND		ug/l	0.50	--	1
Benzene	ND		ug/l	0.50	--	1
Toluene	ND		ug/l	0.75	--	1
Ethylbenzene	ND		ug/l	0.50	--	1
Chloromethane	ND		ug/l	2.5	--	1
Bromomethane	ND		ug/l	1.0	--	1
Vinyl chloride	ND		ug/l	1.0	--	1
Chloroethane	ND		ug/l	1.0	--	1
1,1-Dichloroethene	ND		ug/l	0.50	--	1
trans-1,2-Dichloroethene	ND		ug/l	0.75	--	1

Project Name: TROY MILLS LANDFILL SUPERFUND **Lab Number:** L2017192

Project Number: 04.0190987.09 **Report Date:** 05/01/20

SAMPLE RESULTS

Lab ID: L2017192-03 Date Collected: 04/22/20 11:25

Client ID: TRY_MW-702D Date Received: 04/24/20

Sample Location: TROY, NH Field Prep: Not Specified

Sample Depth:

Parameter	Result	Qualifier	Units	RL	MDL	Dilution Factor
Volatile Organics by GC/MS - Westborough Lab						
1,2-Dichloroethene, Total	ND		ug/l	0.50	--	1
Trichloroethene	ND		ug/l	0.50	--	1
1,2-Dichlorobenzene	ND		ug/l	2.5	--	1
1,3-Dichlorobenzene	ND		ug/l	2.5	--	1
1,4-Dichlorobenzene	ND		ug/l	2.5	--	1
Methyl tert butyl ether	ND		ug/l	1.0	--	1
p/m-Xylene	ND		ug/l	1.0	--	1
o-Xylene	ND		ug/l	1.0	--	1
Xylenes, Total	ND		ug/l	1.0	--	1
cis-1,2-Dichloroethene	ND		ug/l	0.50	--	1
Dibromomethane	ND		ug/l	5.0	--	1
1,2,3-Trichloropropane	ND		ug/l	5.0	--	1
Styrene	ND		ug/l	1.0	--	1
Dichlorodifluoromethane	ND		ug/l	5.0	--	1
Acetone	ND		ug/l	5.0	--	1
Carbon disulfide	ND		ug/l	5.0	--	1
2-Butanone	ND		ug/l	5.0	--	1
4-Methyl-2-pentanone	ND		ug/l	5.0	--	1
2-Hexanone	ND		ug/l	5.0	--	1
Bromochloromethane	ND		ug/l	2.5	--	1
Tetrahydrofuran	ND		ug/l	5.0	--	1
2,2-Dichloropropane	ND		ug/l	2.5	--	1
1,2-Dibromoethane	ND		ug/l	2.0	--	1
1,1,1,2-Tetrachloroethane	ND		ug/l	0.50	--	1
Bromobenzene	ND		ug/l	2.5	--	1
n-Butylbenzene	ND		ug/l	0.50	--	1
sec-Butylbenzene	ND		ug/l	0.50	--	1
tert-Butylbenzene	ND		ug/l	2.5	--	1
o-Chlorotoluene	ND		ug/l	2.5	--	1
p-Chlorotoluene	ND		ug/l	2.5	--	1
1,2-Dibromo-3-chloropropane	ND		ug/l	2.5	--	1
Hexachlorobutadiene	ND		ug/l	0.50	--	1
Isopropylbenzene	ND		ug/l	0.50	--	1
p-Isopropyltoluene	ND		ug/l	0.50	--	1
Naphthalene	ND		ug/l	2.5	--	1
n-Propylbenzene	ND		ug/l	0.50	--	1
1,2,3-Trichlorobenzene	ND		ug/l	2.5	--	1

Project Name: TROY MILLS LANDFILL SUPERFUND **Lab Number:** L2017192

Project Number: 04.0190987.09 **Report Date:** 05/01/20

SAMPLE RESULTS

Lab ID: L2017192-03 Date Collected: 04/22/20 11:25

Client ID: TRY_MW-702D Date Received: 04/24/20

Sample Location: TROY, NH Field Prep: Not Specified

Sample Depth:

Parameter	Result	Qualifier	Units	RL	MDL	Dilution Factor
Volatile Organics by GC/MS - Westborough Lab						
1,2,4-Trichlorobenzene	ND		ug/l	2.5	--	1
1,3,5-Trimethylbenzene	ND		ug/l	2.5	--	1
1,3,5-Trichlorobenzene	ND		ug/l	2.0	--	1
1,2,4-Trimethylbenzene	ND		ug/l	2.5	--	1
Ethyl ether	ND		ug/l	2.5	--	1
Isopropyl Ether	ND		ug/l	2.0	--	1
Tert-Butyl Alcohol	ND		ug/l	10	--	1
Ethyl-Tert-Butyl-Ether	ND		ug/l	2.0	--	1
Tertiary-Amyl Methyl Ether	ND		ug/l	2.0	--	1
1,4-Dioxane	ND		ug/l	250	--	1

Surrogate	% Recovery	Qualifier	Acceptance Criteria
1,2-Dichloroethane-d4	96		70-130
Toluene-d8	97		70-130
4-Bromofluorobenzene	100		70-130
Dibromofluoromethane	101		70-130

Project Name: TROY MILLS LANDFILL SUPERFUND **Lab Number:** L2017192

Project Number: 04.0190987.09 **Report Date:** 05/01/20

SAMPLE RESULTS

Lab ID: L2017192-04 Date Collected: 04/22/20 12:55
Client ID: TRY_M-7 Date Received: 04/24/20
Sample Location: TROY, NH Field Prep: Not Specified

Sample Depth:
Matrix: Water
Analytical Method: 1,8260C
Analytical Date: 04/29/20 12:12
Analyst: MKS

Parameter	Result	Qualifier	Units	RL	MDL	Dilution Factor
Volatile Organics by GC/MS - Westborough Lab						
Methylene chloride	ND		ug/l	3.0	--	1
1,1-Dichloroethane	2.1		ug/l	0.75	--	1
Chloroform	ND		ug/l	0.75	--	1
Carbon tetrachloride	ND		ug/l	0.50	--	1
1,2-Dichloropropane	ND		ug/l	1.8	--	1
Dibromochloromethane	ND		ug/l	0.50	--	1
1,1,2-Trichloroethane	ND		ug/l	0.75	--	1
Tetrachloroethene	ND		ug/l	0.50	--	1
Chlorobenzene	ND		ug/l	0.50	--	1
Trichlorofluoromethane	ND		ug/l	2.5	--	1
1,2-Dichloroethane	ND		ug/l	0.50	--	1
1,1,1-Trichloroethane	1.2		ug/l	0.50	--	1
Bromodichloromethane	ND		ug/l	0.50	--	1
trans-1,3-Dichloropropene	ND		ug/l	0.50	--	1
cis-1,3-Dichloropropene	ND		ug/l	0.50	--	1
1,3-Dichloropropene, Total	ND		ug/l	0.50	--	1
1,1-Dichloropropene	ND		ug/l	2.5	--	1
Bromoform	ND		ug/l	2.0	--	1
1,1,2,2-Tetrachloroethane	ND		ug/l	0.50	--	1
Benzene	ND		ug/l	0.50	--	1
Toluene	ND		ug/l	0.75	--	1
Ethylbenzene	ND		ug/l	0.50	--	1
Chloromethane	ND		ug/l	2.5	--	1
Bromomethane	ND		ug/l	1.0	--	1
Vinyl chloride	ND		ug/l	1.0	--	1
Chloroethane	ND		ug/l	1.0	--	1
1,1-Dichloroethene	ND		ug/l	0.50	--	1
trans-1,2-Dichloroethene	ND		ug/l	0.75	--	1

Project Name: TROY MILLS LANDFILL SUPERFUND **Lab Number:** L2017192

Project Number: 04.0190987.09 **Report Date:** 05/01/20

SAMPLE RESULTS

Lab ID: L2017192-04 Date Collected: 04/22/20 12:55

Client ID: TRY_M-7 Date Received: 04/24/20

Sample Location: TROY, NH Field Prep: Not Specified

Sample Depth:

Parameter	Result	Qualifier	Units	RL	MDL	Dilution Factor
Volatile Organics by GC/MS - Westborough Lab						
1,2-Dichloroethene, Total	ND		ug/l	0.50	--	1
Trichloroethene	ND		ug/l	0.50	--	1
1,2-Dichlorobenzene	ND		ug/l	2.5	--	1
1,3-Dichlorobenzene	ND		ug/l	2.5	--	1
1,4-Dichlorobenzene	ND		ug/l	2.5	--	1
Methyl tert butyl ether	ND		ug/l	1.0	--	1
p/m-Xylene	ND		ug/l	1.0	--	1
o-Xylene	ND		ug/l	1.0	--	1
Xylenes, Total	ND		ug/l	1.0	--	1
cis-1,2-Dichloroethene	ND		ug/l	0.50	--	1
Dibromomethane	ND		ug/l	5.0	--	1
1,2,3-Trichloropropane	ND		ug/l	5.0	--	1
Styrene	ND		ug/l	1.0	--	1
Dichlorodifluoromethane	ND		ug/l	5.0	--	1
Acetone	ND		ug/l	5.0	--	1
Carbon disulfide	ND		ug/l	5.0	--	1
2-Butanone	ND		ug/l	5.0	--	1
4-Methyl-2-pentanone	ND		ug/l	5.0	--	1
2-Hexanone	ND		ug/l	5.0	--	1
Bromochloromethane	ND		ug/l	2.5	--	1
Tetrahydrofuran	ND		ug/l	5.0	--	1
2,2-Dichloropropane	ND		ug/l	2.5	--	1
1,2-Dibromoethane	ND		ug/l	2.0	--	1
1,1,1,2-Tetrachloroethane	ND		ug/l	0.50	--	1
Bromobenzene	ND		ug/l	2.5	--	1
n-Butylbenzene	ND		ug/l	0.50	--	1
sec-Butylbenzene	ND		ug/l	0.50	--	1
tert-Butylbenzene	ND		ug/l	2.5	--	1
o-Chlorotoluene	ND		ug/l	2.5	--	1
p-Chlorotoluene	ND		ug/l	2.5	--	1
1,2-Dibromo-3-chloropropane	ND		ug/l	2.5	--	1
Hexachlorobutadiene	ND		ug/l	0.50	--	1
Isopropylbenzene	ND		ug/l	0.50	--	1
p-Isopropyltoluene	ND		ug/l	0.50	--	1
Naphthalene	ND		ug/l	2.5	--	1
n-Propylbenzene	ND		ug/l	0.50	--	1
1,2,3-Trichlorobenzene	ND		ug/l	2.5	--	1

Project Name: TROY MILLS LANDFILL SUPERFUND **Lab Number:** L2017192

Project Number: 04.0190987.09 **Report Date:** 05/01/20

SAMPLE RESULTS

Lab ID: L2017192-04 Date Collected: 04/22/20 12:55

Client ID: TRY_M-7 Date Received: 04/24/20

Sample Location: TROY, NH Field Prep: Not Specified

Sample Depth:

Parameter	Result	Qualifier	Units	RL	MDL	Dilution Factor
Volatile Organics by GC/MS - Westborough Lab						
1,2,4-Trichlorobenzene	ND		ug/l	2.5	--	1
1,3,5-Trimethylbenzene	ND		ug/l	2.5	--	1
1,3,5-Trichlorobenzene	ND		ug/l	2.0	--	1
1,2,4-Trimethylbenzene	ND		ug/l	2.5	--	1
Ethyl ether	ND		ug/l	2.5	--	1
Isopropyl Ether	ND		ug/l	2.0	--	1
Tert-Butyl Alcohol	ND		ug/l	10	--	1
Ethyl-Tert-Butyl-Ether	ND		ug/l	2.0	--	1
Tertiary-Amyl Methyl Ether	ND		ug/l	2.0	--	1
1,4-Dioxane	ND		ug/l	250	--	1

Surrogate	% Recovery	Qualifier	Acceptance Criteria
1,2-Dichloroethane-d4	98		70-130
Toluene-d8	96		70-130
4-Bromofluorobenzene	99		70-130
Dibromofluoromethane	103		70-130

Project Name: TROY MILLS LANDFILL SUPERFUND **Lab Number:** L2017192

Project Number: 04.0190987.09 **Report Date:** 05/01/20

SAMPLE RESULTS

Lab ID: L2017192-06
Client ID: TRY_M-7D
Sample Location: TROY, NH

Date Collected: 04/22/20 14:50
Date Received: 04/24/20
Field Prep: Not Specified

Sample Depth:
Matrix: Water
Analytical Method: 1,8260C
Analytical Date: 04/29/20 12:35
Analyst: MKS

Parameter	Result	Qualifier	Units	RL	MDL	Dilution Factor
Volatile Organics by GC/MS - Westborough Lab						
Methylene chloride	ND		ug/l	3.0	--	1
1,1-Dichloroethane	ND		ug/l	0.75	--	1
Chloroform	ND		ug/l	0.75	--	1
Carbon tetrachloride	ND		ug/l	0.50	--	1
1,2-Dichloropropane	ND		ug/l	1.8	--	1
Dibromochloromethane	ND		ug/l	0.50	--	1
1,1,2-Trichloroethane	ND		ug/l	0.75	--	1
Tetrachloroethene	ND		ug/l	0.50	--	1
Chlorobenzene	ND		ug/l	0.50	--	1
Trichlorofluoromethane	ND		ug/l	2.5	--	1
1,2-Dichloroethane	ND		ug/l	0.50	--	1
1,1,1-Trichloroethane	ND		ug/l	0.50	--	1
Bromodichloromethane	ND		ug/l	0.50	--	1
trans-1,3-Dichloropropene	ND		ug/l	0.50	--	1
cis-1,3-Dichloropropene	ND		ug/l	0.50	--	1
1,3-Dichloropropene, Total	ND		ug/l	0.50	--	1
1,1-Dichloropropene	ND		ug/l	2.5	--	1
Bromoform	ND		ug/l	2.0	--	1
1,1,2,2-Tetrachloroethane	ND		ug/l	0.50	--	1
Benzene	ND		ug/l	0.50	--	1
Toluene	ND		ug/l	0.75	--	1
Ethylbenzene	ND		ug/l	0.50	--	1
Chloromethane	ND		ug/l	2.5	--	1
Bromomethane	ND		ug/l	1.0	--	1
Vinyl chloride	ND		ug/l	1.0	--	1
Chloroethane	ND		ug/l	1.0	--	1
1,1-Dichloroethene	ND		ug/l	0.50	--	1
trans-1,2-Dichloroethene	ND		ug/l	0.75	--	1

Project Name: TROY MILLS LANDFILL SUPERFUND **Lab Number:** L2017192

Project Number: 04.0190987.09 **Report Date:** 05/01/20

SAMPLE RESULTS

Lab ID: L2017192-06 Date Collected: 04/22/20 14:50

Client ID: TRY_M-7D Date Received: 04/24/20

Sample Location: TROY, NH Field Prep: Not Specified

Sample Depth:

Parameter	Result	Qualifier	Units	RL	MDL	Dilution Factor
Volatile Organics by GC/MS - Westborough Lab						
1,2-Dichloroethene, Total	ND		ug/l	0.50	--	1
Trichloroethene	ND		ug/l	0.50	--	1
1,2-Dichlorobenzene	ND		ug/l	2.5	--	1
1,3-Dichlorobenzene	ND		ug/l	2.5	--	1
1,4-Dichlorobenzene	ND		ug/l	2.5	--	1
Methyl tert butyl ether	ND		ug/l	1.0	--	1
p/m-Xylene	ND		ug/l	1.0	--	1
o-Xylene	ND		ug/l	1.0	--	1
Xylenes, Total	ND		ug/l	1.0	--	1
cis-1,2-Dichloroethene	ND		ug/l	0.50	--	1
Dibromomethane	ND		ug/l	5.0	--	1
1,2,3-Trichloropropane	ND		ug/l	5.0	--	1
Styrene	ND		ug/l	1.0	--	1
Dichlorodifluoromethane	ND		ug/l	5.0	--	1
Acetone	ND		ug/l	5.0	--	1
Carbon disulfide	ND		ug/l	5.0	--	1
2-Butanone	ND		ug/l	5.0	--	1
4-Methyl-2-pentanone	ND		ug/l	5.0	--	1
2-Hexanone	ND		ug/l	5.0	--	1
Bromochloromethane	ND		ug/l	2.5	--	1
Tetrahydrofuran	ND		ug/l	5.0	--	1
2,2-Dichloropropane	ND		ug/l	2.5	--	1
1,2-Dibromoethane	ND		ug/l	2.0	--	1
1,1,1,2-Tetrachloroethane	ND		ug/l	0.50	--	1
Bromobenzene	ND		ug/l	2.5	--	1
n-Butylbenzene	ND		ug/l	0.50	--	1
sec-Butylbenzene	ND		ug/l	0.50	--	1
tert-Butylbenzene	ND		ug/l	2.5	--	1
o-Chlorotoluene	ND		ug/l	2.5	--	1
p-Chlorotoluene	ND		ug/l	2.5	--	1
1,2-Dibromo-3-chloropropane	ND		ug/l	2.5	--	1
Hexachlorobutadiene	ND		ug/l	0.50	--	1
Isopropylbenzene	ND		ug/l	0.50	--	1
p-Isopropyltoluene	ND		ug/l	0.50	--	1
Naphthalene	ND		ug/l	2.5	--	1
n-Propylbenzene	ND		ug/l	0.50	--	1
1,2,3-Trichlorobenzene	ND		ug/l	2.5	--	1

Project Name: TROY MILLS LANDFILL SUPERFUND **Lab Number:** L2017192

Project Number: 04.0190987.09 **Report Date:** 05/01/20

SAMPLE RESULTS

Lab ID: L2017192-06 Date Collected: 04/22/20 14:50

Client ID: TRY_M-7D Date Received: 04/24/20

Sample Location: TROY, NH Field Prep: Not Specified

Sample Depth:

Parameter	Result	Qualifier	Units	RL	MDL	Dilution Factor
Volatile Organics by GC/MS - Westborough Lab						
1,2,4-Trichlorobenzene	ND		ug/l	2.5	--	1
1,3,5-Trimethylbenzene	ND		ug/l	2.5	--	1
1,3,5-Trichlorobenzene	ND		ug/l	2.0	--	1
1,2,4-Trimethylbenzene	ND		ug/l	2.5	--	1
Ethyl ether	ND		ug/l	2.5	--	1
Isopropyl Ether	ND		ug/l	2.0	--	1
Tert-Butyl Alcohol	ND		ug/l	10	--	1
Ethyl-Tert-Butyl-Ether	ND		ug/l	2.0	--	1
Tertiary-Amyl Methyl Ether	ND		ug/l	2.0	--	1
1,4-Dioxane	ND		ug/l	250	--	1

Surrogate	% Recovery	Qualifier	Acceptance Criteria
1,2-Dichloroethane-d4	97		70-130
Toluene-d8	98		70-130
4-Bromofluorobenzene	102		70-130
Dibromofluoromethane	100		70-130

Project Name: TROY MILLS LANDFILL SUPERFUND **Lab Number:** L2017192

Project Number: 04.0190987.09 **Report Date:** 05/01/20

Method Blank Analysis
Batch Quality Control

Analytical Method: 1,8260C
Analytical Date: 04/29/20 08:21
Analyst: PD

Parameter	Result	Qualifier	Units	RL	MDL
Volatile Organics by GC/MS - Westborough Lab for sample(s): 01,03-04,06 Batch: WG1365962-5					
Methylene chloride	ND		ug/l	3.0	--
1,1-Dichloroethane	ND		ug/l	0.75	--
Chloroform	ND		ug/l	0.75	--
Carbon tetrachloride	ND		ug/l	0.50	--
1,2-Dichloropropane	ND		ug/l	1.8	--
Dibromochloromethane	ND		ug/l	0.50	--
1,1,2-Trichloroethane	ND		ug/l	0.75	--
Tetrachloroethene	ND		ug/l	0.50	--
Chlorobenzene	ND		ug/l	0.50	--
Trichlorofluoromethane	ND		ug/l	2.5	--
1,2-Dichloroethane	ND		ug/l	0.50	--
1,1,1-Trichloroethane	ND		ug/l	0.50	--
Bromodichloromethane	ND		ug/l	0.50	--
trans-1,3-Dichloropropene	ND		ug/l	0.50	--
cis-1,3-Dichloropropene	ND		ug/l	0.50	--
1,3-Dichloropropene, Total	ND		ug/l	0.50	--
1,1-Dichloropropene	ND		ug/l	2.5	--
Bromoform	ND		ug/l	2.0	--
1,1,2,2-Tetrachloroethane	ND		ug/l	0.50	--
Benzene	ND		ug/l	0.50	--
Toluene	ND		ug/l	0.75	--
Ethylbenzene	ND		ug/l	0.50	--
Chloromethane	ND		ug/l	2.5	--
Bromomethane	ND		ug/l	1.0	--
Vinyl chloride	ND		ug/l	1.0	--
Chloroethane	ND		ug/l	1.0	--
1,1-Dichloroethene	ND		ug/l	0.50	--
trans-1,2-Dichloroethene	ND		ug/l	0.75	--
1,2-Dichloroethene, Total	ND		ug/l	0.50	--

Project Name: TROY MILLS LANDFILL SUPERFUND **Lab Number:** L2017192

Project Number: 04.0190987.09 **Report Date:** 05/01/20

Method Blank Analysis
Batch Quality Control

Analytical Method: 1,8260C
Analytical Date: 04/29/20 08:21
Analyst: PD

Parameter	Result	Qualifier	Units	RL	MDL
Volatile Organics by GC/MS - Westborough Lab for sample(s): 01,03-04,06 Batch: WG1365962-5					
Trichloroethene	ND		ug/l	0.50	--
1,2-Dichlorobenzene	ND		ug/l	2.5	--
1,3-Dichlorobenzene	ND		ug/l	2.5	--
1,4-Dichlorobenzene	ND		ug/l	2.5	--
Methyl tert butyl ether	ND		ug/l	1.0	--
p/m-Xylene	ND		ug/l	1.0	--
o-Xylene	ND		ug/l	1.0	--
Xylenes, Total	ND		ug/l	1.0	--
cis-1,2-Dichloroethene	ND		ug/l	0.50	--
Dibromomethane	ND		ug/l	5.0	--
1,2,3-Trichloropropane	ND		ug/l	5.0	--
Styrene	ND		ug/l	1.0	--
Dichlorodifluoromethane	ND		ug/l	5.0	--
Acetone	ND		ug/l	5.0	--
Carbon disulfide	ND		ug/l	5.0	--
2-Butanone	ND		ug/l	5.0	--
4-Methyl-2-pentanone	ND		ug/l	5.0	--
2-Hexanone	ND		ug/l	5.0	--
Bromochloromethane	ND		ug/l	2.5	--
Tetrahydrofuran	ND		ug/l	5.0	--
2,2-Dichloropropane	ND		ug/l	2.5	--
1,2-Dibromoethane	ND		ug/l	2.0	--
1,1,1,2-Tetrachloroethane	ND		ug/l	0.50	--
Bromobenzene	ND		ug/l	2.5	--
n-Butylbenzene	ND		ug/l	0.50	--
sec-Butylbenzene	ND		ug/l	0.50	--
tert-Butylbenzene	ND		ug/l	2.5	--
o-Chlorotoluene	ND		ug/l	2.5	--
p-Chlorotoluene	ND		ug/l	2.5	--

Project Name: TROY MILLS LANDFILL SUPERFUND **Lab Number:** L2017192

Project Number: 04.0190987.09 **Report Date:** 05/01/20

Method Blank Analysis
Batch Quality Control

Analytical Method: 1,8260C
Analytical Date: 04/29/20 08:21
Analyst: PD

Parameter	Result	Qualifier	Units	RL	MDL
Volatile Organics by GC/MS - Westborough Lab for sample(s): 01,03-04,06 Batch: WG1365962-5					
1,2-Dibromo-3-chloropropane	ND		ug/l	2.5	--
Hexachlorobutadiene	ND		ug/l	0.50	--
Isopropylbenzene	ND		ug/l	0.50	--
p-Isopropyltoluene	ND		ug/l	0.50	--
Naphthalene	ND		ug/l	2.5	--
n-Propylbenzene	ND		ug/l	0.50	--
1,2,3-Trichlorobenzene	ND		ug/l	2.5	--
1,2,4-Trichlorobenzene	ND		ug/l	2.5	--
1,3,5-Trimethylbenzene	ND		ug/l	2.5	--
1,3,5-Trichlorobenzene	ND		ug/l	2.0	--
1,2,4-Trimethylbenzene	ND		ug/l	2.5	--
Ethyl ether	ND		ug/l	2.5	--
Isopropyl Ether	ND		ug/l	2.0	--
Tert-Butyl Alcohol	ND		ug/l	10	--
Ethyl-Tert-Butyl-Ether	ND		ug/l	2.0	--
Tertiary-Amyl Methyl Ether	ND		ug/l	2.0	--
1,4-Dioxane	ND		ug/l	250	--

Surrogate	%Recovery	Qualifier	Acceptance Criteria
1,2-Dichloroethane-d4	93		70-130
Toluene-d8	97		70-130
4-Bromofluorobenzene	101		70-130
Dibromofluoromethane	101		70-130

Project Name: TROY MILLS LANDFILL SUPERFUND **Lab Number:** L2017192

Project Number: 04.0190987.09 **Report Date:** 05/01/20

Method Blank Analysis
Batch Quality Control

Analytical Method: 1,8260C
Analytical Date: 04/29/20 18:48
Analyst: AJK

Parameter	Result	Qualifier	Units	RL	MDL
Volatile Organics by GC/MS - Westborough Lab for sample(s): 02 Batch: WG1366011-5					
Methylene chloride	ND		ug/l	3.0	--
1,1-Dichloroethane	ND		ug/l	0.75	--
Chloroform	ND		ug/l	0.75	--
Carbon tetrachloride	ND		ug/l	0.50	--
1,2-Dichloropropane	ND		ug/l	1.8	--
Dibromochloromethane	ND		ug/l	0.50	--
1,1,2-Trichloroethane	ND		ug/l	0.75	--
Tetrachloroethene	ND		ug/l	0.50	--
Chlorobenzene	ND		ug/l	0.50	--
Trichlorofluoromethane	ND		ug/l	2.5	--
1,2-Dichloroethane	ND		ug/l	0.50	--
1,1,1-Trichloroethane	ND		ug/l	0.50	--
Bromodichloromethane	ND		ug/l	0.50	--
trans-1,3-Dichloropropene	ND		ug/l	0.50	--
cis-1,3-Dichloropropene	ND		ug/l	0.50	--
1,3-Dichloropropene, Total	ND		ug/l	0.50	--
1,1-Dichloropropene	ND		ug/l	2.5	--
Bromoform	ND		ug/l	2.0	--
1,1,2,2-Tetrachloroethane	ND		ug/l	0.50	--
Benzene	ND		ug/l	0.50	--
Toluene	ND		ug/l	0.75	--
Ethylbenzene	ND		ug/l	0.50	--
Chloromethane	ND		ug/l	2.5	--
Bromomethane	ND		ug/l	1.0	--
Vinyl chloride	ND		ug/l	1.0	--
Chloroethane	ND		ug/l	1.0	--
1,1-Dichloroethene	ND		ug/l	0.50	--
trans-1,2-Dichloroethene	ND		ug/l	0.75	--
1,2-Dichloroethene, Total	ND		ug/l	0.50	--

Project Name: TROY MILLS LANDFILL SUPERFUND **Lab Number:** L2017192

Project Number: 04.0190987.09 **Report Date:** 05/01/20

Method Blank Analysis
Batch Quality Control

Analytical Method: 1,8260C
Analytical Date: 04/29/20 18:48
Analyst: AJK

Parameter	Result	Qualifier	Units	RL	MDL
Volatile Organics by GC/MS - Westborough Lab for sample(s): 02 Batch: WG1366011-5					
Trichloroethene	ND		ug/l	0.50	--
1,2-Dichlorobenzene	ND		ug/l	2.5	--
1,3-Dichlorobenzene	ND		ug/l	2.5	--
1,4-Dichlorobenzene	ND		ug/l	2.5	--
Methyl tert butyl ether	ND		ug/l	1.0	--
p/m-Xylene	ND		ug/l	1.0	--
o-Xylene	ND		ug/l	1.0	--
Xylenes, Total	ND		ug/l	1.0	--
cis-1,2-Dichloroethene	ND		ug/l	0.50	--
Dibromomethane	ND		ug/l	5.0	--
1,2,3-Trichloropropane	ND		ug/l	5.0	--
Styrene	ND		ug/l	1.0	--
Dichlorodifluoromethane	ND		ug/l	5.0	--
Acetone	ND		ug/l	5.0	--
Carbon disulfide	ND		ug/l	5.0	--
2-Butanone	ND		ug/l	5.0	--
4-Methyl-2-pentanone	ND		ug/l	5.0	--
2-Hexanone	ND		ug/l	5.0	--
Bromochloromethane	ND		ug/l	2.5	--
Tetrahydrofuran	ND		ug/l	5.0	--
2,2-Dichloropropane	ND		ug/l	2.5	--
1,2-Dibromoethane	ND		ug/l	2.0	--
1,1,1,2-Tetrachloroethane	ND		ug/l	0.50	--
Bromobenzene	ND		ug/l	2.5	--
n-Butylbenzene	ND		ug/l	0.50	--
sec-Butylbenzene	ND		ug/l	0.50	--
tert-Butylbenzene	ND		ug/l	2.5	--
o-Chlorotoluene	ND		ug/l	2.5	--
p-Chlorotoluene	ND		ug/l	2.5	--

Project Name: TROY MILLS LANDFILL SUPERFUND **Lab Number:** L2017192

Project Number: 04.0190987.09 **Report Date:** 05/01/20

Method Blank Analysis
Batch Quality Control

Analytical Method: 1,8260C
Analytical Date: 04/29/20 18:48
Analyst: AJK

Parameter	Result	Qualifier	Units	RL	MDL
Volatile Organics by GC/MS - Westborough Lab for sample(s): 02 Batch: WG1366011-5					
1,2-Dibromo-3-chloropropane	ND		ug/l	2.5	--
Hexachlorobutadiene	ND		ug/l	0.50	--
Isopropylbenzene	ND		ug/l	0.50	--
p-Isopropyltoluene	ND		ug/l	0.50	--
Naphthalene	ND		ug/l	2.5	--
n-Propylbenzene	ND		ug/l	0.50	--
1,2,3-Trichlorobenzene	ND		ug/l	2.5	--
1,2,4-Trichlorobenzene	ND		ug/l	2.5	--
1,3,5-Trimethylbenzene	ND		ug/l	2.5	--
1,3,5-Trichlorobenzene	ND		ug/l	2.0	--
1,2,4-Trimethylbenzene	ND		ug/l	2.5	--
Ethyl ether	ND		ug/l	2.5	--
Isopropyl Ether	ND		ug/l	2.0	--
Tert-Butyl Alcohol	ND		ug/l	10	--
Ethyl-Tert-Butyl-Ether	ND		ug/l	2.0	--
Tertiary-Amyl Methyl Ether	ND		ug/l	2.0	--
1,4-Dioxane	ND		ug/l	250	--

Surrogate	%Recovery	Qualifier	Acceptance Criteria
1,2-Dichloroethane-d4	98		70-130
Toluene-d8	100		70-130
4-Bromofluorobenzene	97		70-130
Dibromofluoromethane	96		70-130

Lab Control Sample Analysis

Batch Quality Control

Project Name: TROY MILLS LANDFILL SUPERFUND

Project Number: 04.0190987.09

Lab Number: L2017192

Report Date: 05/01/20

Parameter	LCS %Recovery	Qual	LCSD %Recovery	Qual	%Recovery Limits	RPD	Qual	RPD Limits
Volatile Organics by GC/MS - Westborough Lab Associated sample(s): 01,03-04,06 Batch: WG1365962-3 WG1365962-4								
Methylene chloride	88		89		70-130	1		20
1,1-Dichloroethane	88		90		70-130	2		20
Chloroform	90		93		70-130	3		20
Carbon tetrachloride	95		96		63-132	1		20
1,2-Dichloropropane	88		90		70-130	2		20
Dibromochloromethane	86		93		63-130	8		20
1,1,2-Trichloroethane	86		90		70-130	5		20
Tetrachloroethene	90		91		70-130	1		20
Chlorobenzene	90		94		75-130	4		25
Trichlorofluoromethane	100		100		62-150	0		20
1,2-Dichloroethane	85		87		70-130	2		20
1,1,1-Trichloroethane	94		94		67-130	0		20
Bromodichloromethane	88		91		67-130	3		20
trans-1,3-Dichloropropene	86		89		70-130	3		20
cis-1,3-Dichloropropene	90		93		70-130	3		20
1,1-Dichloropropene	90		90		70-130	0		20
Bromoform	93		95		54-136	2		20
1,1,2,2-Tetrachloroethane	88		89		67-130	1		20
Benzene	92		94		70-130	2		25
Toluene	90		93		70-130	3		25
Ethylbenzene	87		89		70-130	2		20
Chloromethane	87		86		64-130	1		20
Bromomethane	67		71		39-139	6		20

Lab Control Sample Analysis

Batch Quality Control

Project Name: TROY MILLS LANDFILL SUPERFUND

Project Number: 04.0190987.09

Lab Number: L2017192

Report Date: 05/01/20

Parameter	LCS %Recovery	Qual	LCSD %Recovery	Qual	%Recovery Limits	RPD	Qual	RPD Limits
Volatile Organics by GC/MS - Westborough Lab Associated sample(s): 01,03-04,06 Batch: WG1365962-3 WG1365962-4								
Vinyl chloride	110		110		55-140	0		20
Chloroethane	98		100		55-138	2		20
1,1-Dichloroethene	95		96		61-145	1		25
trans-1,2-Dichloroethene	94		96		70-130	2		20
Trichloroethene	96		97		70-130	1		25
1,2-Dichlorobenzene	85		85		70-130	0		20
1,3-Dichlorobenzene	87		87		70-130	0		20
1,4-Dichlorobenzene	87		88		70-130	1		20
Methyl tert butyl ether	86		89		63-130	3		20
p/m-Xylene	90		90		70-130	0		20
o-Xylene	90		90		70-130	0		20
cis-1,2-Dichloroethene	95		97		70-130	2		20
Dibromomethane	92		95		70-130	3		20
1,2,3-Trichloropropane	84		88		64-130	5		20
Styrene	85		90		70-130	6		20
Dichlorodifluoromethane	140		140		36-147	0		20
Acetone	67		69		58-148	3		20
Carbon disulfide	91		91		51-130	0		20
2-Butanone	72		76		63-138	5		20
4-Methyl-2-pentanone	78		85		59-130	9		20
2-Hexanone	66		71		57-130	7		20
Bromochloromethane	100		100		70-130	0		20
Tetrahydrofuran	72		76		58-130	5		20

Lab Control Sample Analysis

Batch Quality Control

Project Name: TROY MILLS LANDFILL SUPERFUND

Project Number: 04.0190987.09

Lab Number: L2017192

Report Date: 05/01/20

Parameter	LCS %Recovery	Qual	LCSD %Recovery	Qual	%Recovery Limits	RPD	Qual	RPD Limits
Volatile Organics by GC/MS - Westborough Lab Associated sample(s): 01,03-04,06 Batch: WG1365962-3 WG1365962-4								
2,2-Dichloropropane	100		100		63-133	0		20
1,2-Dibromoethane	89		94		70-130	5		20
1,1,1,2-Tetrachloroethane	91		93		64-130	2		20
Bromobenzene	94		95		70-130	1		20
n-Butylbenzene	82		82		53-136	0		20
sec-Butylbenzene	83		83		70-130	0		20
tert-Butylbenzene	86		85		70-130	1		20
o-Chlorotoluene	86		85		70-130	1		20
p-Chlorotoluene	88		87		70-130	1		20
1,2-Dibromo-3-chloropropane	80		85		41-144	6		20
Hexachlorobutadiene	85		88		63-130	3		20
Isopropylbenzene	88		88		70-130	0		20
p-Isopropyltoluene	84		83		70-130	1		20
Naphthalene	**66**	Q	73		70-130	10		20
n-Propylbenzene	87		87		69-130	0		20
1,2,3-Trichlorobenzene	**67**	Q	74		70-130	10		20
1,2,4-Trichlorobenzene	79		79		70-130	0		20
1,3,5-Trimethylbenzene	86		85		64-130	1		20
1,3,5-Trichlorobenzene	84		84		70-130	0		20
1,2,4-Trimethylbenzene	85		84		70-130	1		20
Ethyl ether	89		89		59-134	0		20
Isopropyl Ether	80		83		70-130	4		20
Tert-Butyl Alcohol	80		94		70-130	16		20

Lab Control Sample Analysis

Batch Quality Control

Project Name: TROY MILLS LANDFILL SUPERFUND

Project Number: 04.0190987.09

Lab Number: L2017192

Report Date: 05/01/20

Parameter	LCS %Recovery	Qual	LCSD %Recovery	Qual	%Recovery Limits	RPD	Qual	RPD Limits
Volatile Organics by GC/MS - Westborough Lab Associated sample(s): 01,03-04,06 Batch: WG1365962-3 WG1365962-4								
Ethyl-Tert-Butyl-Ether	85		88		70-130	3		20
Tertiary-Amyl Methyl Ether	85		88		66-130	3		20
1,4-Dioxane	112		124		56-162	10		20

Surrogate	LCS %Recovery	Qual	LCSD %Recovery	Qual	Acceptance Criteria
1,2-Dichloroethane-d4	94		94		70-130
Toluene-d8	99		99		70-130
4-Bromofluorobenzene	102		100		70-130
Dibromofluoromethane	101		104		70-130

Lab Control Sample Analysis
Batch Quality Control

Project Name: TROY MILLS LANDFILL SUPERFUND
Project Number: 04.0190987.09

Lab Number: L2017192
Report Date: 05/01/20

Parameter	LCS %Recovery	Qual	LCSD %Recovery	Qual	%Recovery Limits	RPD	Qual	RPD Limits
Volatile Organics by GC/MS - Westborough Lab Associated sample(s): 02 Batch: WG1366011-3 WG1366011-4								
Methylene chloride	90		98		70-130	9		20
1,1-Dichloroethane	92		100		70-130	8		20
Chloroform	85		92		70-130	8		20
Carbon tetrachloride	81		94		63-132	15		20
1,2-Dichloropropane	91		100		70-130	9		20
Dibromochloromethane	78		85		63-130	9		20
1,1,2-Trichloroethane	83		90		70-130	8		20
Tetrachloroethene	85		94		70-130	10		20
Chlorobenzene	92		96		75-130	4		25
Trichlorofluoromethane	88		100		62-150	13		20
1,2-Dichloroethane	89		96		70-130	8		20
1,1,1-Trichloroethane	82		92		67-130	11		20
Bromodichloromethane	81		91		67-130	12		20
trans-1,3-Dichloropropene	78		84		70-130	7		20
cis-1,3-Dichloropropene	85		90		70-130	6		20
1,1-Dichloropropene	86		96		70-130	11		20
Bromoform	75		85		54-136	13		20
1,1,2,2-Tetrachloroethane	84		89		67-130	6		20
Benzene	86		94		70-130	9		25
Toluene	90		94		70-130	4		25
Ethylbenzene	88		95		70-130	8		20
Chloromethane	97		100		64-130	3		20
Bromomethane	63		64		39-139	2		20

Lab Control Sample Analysis

Batch Quality Control

Project Name: TROY MILLS LANDFILL SUPERFUND

Project Number: 04.0190987.09

Lab Number: L2017192

Report Date: 05/01/20

Parameter	LCS %Recovery	Qual	LCSD %Recovery	Qual	%Recovery Limits	RPD	Qual	RPD Limits
Volatile Organics by GC/MS - Westborough Lab Associated sample(s): 02 Batch: WG1366011-3 WG1366011-4								
Vinyl chloride	93		100		55-140	7		20
Chloroethane	88		95		55-138	8		20
1,1-Dichloroethene	84		95		61-145	12		25
trans-1,2-Dichloroethene	88		97		70-130	10		20
Trichloroethene	86		91		70-130	6		25
1,2-Dichlorobenzene	91		93		70-130	2		20
1,3-Dichlorobenzene	90		95		70-130	5		20
1,4-Dichlorobenzene	89		95		70-130	7		20
Methyl tert butyl ether	84		93		63-130	10		20
p/m-Xylene	90		95		70-130	5		20
o-Xylene	85		95		70-130	11		20
cis-1,2-Dichloroethene	87		95		70-130	9		20
Dibromomethane	87		92		70-130	6		20
1,2,3-Trichloropropane	84		93		64-130	10		20
Styrene	90		95		70-130	5		20
Dichlorodifluoromethane	84		92		36-147	9		20
Acetone	86		100		58-148	15		20
Carbon disulfide	87		98		51-130	12		20
2-Butanone	88		98		63-138	11		20
4-Methyl-2-pentanone	84		90		59-130	7		20
2-Hexanone	85		93		57-130	9		20
Bromochloromethane	87		96		70-130	10		20
Tetrahydrofuran	100		110		58-130	10		20

Lab Control Sample Analysis
Batch Quality Control

Project Name: TROY MILLS LANDFILL SUPERFUND
Project Number: 04.0190987.09

Lab Number: L2017192
Report Date: 05/01/20

Parameter	LCS %Recovery	Qual	LCSD %Recovery	Qual	%Recovery Limits	RPD	Qual	RPD Limits
Volatile Organics by GC/MS - Westborough Lab Associated sample(s): 02 Batch: WG1366011-3 WG1366011-4								
2,2-Dichloropropane	83		97		63-133	16		20
1,2-Dibromoethane	85		90		70-130	6		20
1,1,1,2-Tetrachloroethane	86		91		64-130	6		20
Bromobenzene	90		98		70-130	9		20
n-Butylbenzene	89		100		53-136	12		20
sec-Butylbenzene	89		98		70-130	10		20
tert-Butylbenzene	76		84		70-130	10		20
o-Chlorotoluene	89		95		70-130	7		20
p-Chlorotoluene	90		97		70-130	7		20
1,2-Dibromo-3-chloropropane	74		78		41-144	5		20
Hexachlorobutadiene	82		91		63-130	10		20
Isopropylbenzene	87		98		70-130	12		20
p-Isopropyltoluene	87		97		70-130	11		20
Naphthalene	81		90		70-130	11		20
n-Propylbenzene	90		99		69-130	10		20
1,2,3-Trichlorobenzene	88		95		70-130	8		20
1,2,4-Trichlorobenzene	87		93		70-130	7		20
1,3,5-Trimethylbenzene	87		96		64-130	10		20
1,3,5-Trichlorobenzene	90		98		70-130	9		20
1,2,4-Trimethylbenzene	89		96		70-130	8		20
Ethyl ether	84		90		59-134	7		20
Isopropyl Ether	98		110		70-130	12		20
Tert-Butyl Alcohol	80		92		70-130	14		20

Lab Control Sample Analysis

Batch Quality Control

Project Name: TROY MILLS LANDFILL SUPERFUND

Project Number: 04.0190987.09

Lab Number: L2017192

Report Date: 05/01/20

Parameter	LCS %Recovery	Qual	LCSD %Recovery	Qual	%Recovery Limits	RPD	Qual	RPD Limits
Volatile Organics by GC/MS - Westborough Lab Associated sample(s): 02 Batch: WG1366011-3 WG1366011-4								
Ethyl-Tert-Butyl-Ether	86		95		70-130	10		20
Tertiary-Amyl Methyl Ether	82		91		66-130	10		20
1,4-Dioxane	92		98		56-162	6		20

Surrogate	LCS %Recovery	Qual	LCSD %Recovery	Qual	Acceptance Criteria
1,2-Dichloroethane-d4	97		100		70-130
Toluene-d8	97		98		70-130
4-Bromofluorobenzene	97		98		70-130
Dibromofluoromethane	99		97		70-130

SEMIVOLATILES

Project Name: TROY MILLS LANDFILL SUPERFUND **Lab Number:** L2017192

Project Number: 04.0190987.09 **Report Date:** 05/01/20

SAMPLE RESULTS

Lab ID: L2017192-02
Client ID: TRY_MW-702SX
Sample Location: TROY, NH

Date Collected: 04/22/20 13:45
Date Received: 04/24/20
Field Prep: Not Specified

Sample Depth:
Matrix: Water
Analytical Method: 1,8270D
Analytical Date: 04/28/20 18:06
Analyst: SZ

Extraction Method: EPA 3510C
Extraction Date: 04/27/20 08:16

Parameter	Result	Qualifier	Units	RL	MDL	Dilution Factor
Semivolatile Organics by GC/MS - Westborough Lab						
Benzidine	ND		ug/l	20	--	1
1,2,4-Trichlorobenzene	ND		ug/l	5.0	--	1
Bis(2-chloroethyl)ether	ND		ug/l	2.0	--	1
1,2-Dichlorobenzene	ND		ug/l	2.0	--	1
1,3-Dichlorobenzene	ND		ug/l	2.0	--	1
1,4-Dichlorobenzene	ND		ug/l	2.0	--	1
3,3'-Dichlorobenzidine	ND		ug/l	5.0	--	1
2,4-Dinitrotoluene	ND		ug/l	5.0	--	1
2,6-Dinitrotoluene	ND		ug/l	5.0	--	1
Azobenzene	ND		ug/l	2.0	--	1
4-Chlorophenyl phenyl ether	ND		ug/l	2.0	--	1
4-Bromophenyl phenyl ether	ND		ug/l	2.0	--	1
Bis(2-chloroisopropyl)ether	ND		ug/l	2.0	--	1
Bis(2-chloroethoxy)methane	ND		ug/l	5.0	--	1
Hexachlorocyclopentadiene	ND		ug/l	20	--	1
Isophorone	ND		ug/l	5.0	--	1
Nitrobenzene	ND		ug/l	2.0	--	1
NDPA/DPA	ND		ug/l	2.0	--	1
n-Nitrosodi-n-propylamine	ND		ug/l	5.0	--	1
Bis(2-ethylhexyl)phthalate	ND		ug/l	3.0	--	1
Butyl benzyl phthalate	ND		ug/l	5.0	--	1
Di-n-butylphthalate	ND		ug/l	5.0	--	1
Di-n-octylphthalate	ND		ug/l	5.0	--	1
Diethyl phthalate	ND		ug/l	5.0	--	1
Dimethyl phthalate	ND		ug/l	5.0	--	1
Biphenyl	ND		ug/l	2.0	--	1
Aniline	ND		ug/l	2.0	--	1
4-Chloroaniline	ND		ug/l	5.0	--	1

Project Name: TROY MILLS LANDFILL SUPERFUND **Lab Number:** L2017192

Project Number: 04.0190987.09 **Report Date:** 05/01/20

SAMPLE RESULTS

Lab ID: L2017192-02 Date Collected: 04/22/20 13:45

Client ID: TRY_MW-702SX Date Received: 04/24/20

Sample Location: TROY, NH Field Prep: Not Specified

Sample Depth:

Parameter	Result	Qualifier	Units	RL	MDL	Dilution Factor
Semivolatile Organics by GC/MS - Westborough Lab						
2-Nitroaniline	ND		ug/l	5.0	--	1
3-Nitroaniline	ND		ug/l	5.0	--	1
4-Nitroaniline	ND		ug/l	5.0	--	1
Dibenzofuran	ND		ug/l	2.0	--	1
n-Nitrosodimethylamine	ND		ug/l	2.0	--	1
2,4,6-Trichlorophenol	ND		ug/l	5.0	--	1
p-Chloro-m-cresol	ND		ug/l	2.0	--	1
2-Chlorophenol	ND		ug/l	2.0	--	1
2,4-Dichlorophenol	ND		ug/l	5.0	--	1
2,4-Dimethylphenol	ND		ug/l	5.0	--	1
2-Nitrophenol	ND		ug/l	10	--	1
4-Nitrophenol	ND		ug/l	10	--	1
2,4-Dinitrophenol	ND		ug/l	20	--	1
4,6-Dinitro-o-cresol	ND		ug/l	10	--	1
Phenol	ND		ug/l	5.0	--	1
2-Methylphenol	ND		ug/l	5.0	--	1
3-Methylphenol/4-Methylphenol	ND		ug/l	5.0	--	1
2,4,5-Trichlorophenol	ND		ug/l	5.0	--	1
Benzoic Acid	ND		ug/l	50	--	1
Benzyl Alcohol	ND		ug/l	2.0	--	1
Carbazole	ND		ug/l	2.0	--	1
Pyridine	ND		ug/l	3.5	--	1

Surrogate	% Recovery	Qualifier	Acceptance Criteria
2-Fluorophenol	34		21-120
Phenol-d6	32		10-120
Nitrobenzene-d5	34		23-120
2-Fluorobiphenyl	38		15-120
2,4,6-Tribromophenol	32		10-120
4-Terphenyl-d14	53		41-149

Project Name: TROY MILLS LANDFILL SUPERFUND **Lab Number:** L2017192

Project Number: 04.0190987.09 **Report Date:** 05/01/20

SAMPLE RESULTS

Lab ID: L2017192-02
Client ID: TRY_MW-702SX
Sample Location: TROY, NH

Date Collected: 04/22/20 13:45
Date Received: 04/24/20
Field Prep: Not Specified

Sample Depth:
Matrix: Water
Analytical Method: 1,8270D-SIM
Analytical Date: 04/29/20 14:42
Analyst: CB

Extraction Method: EPA 3510C
Extraction Date: 04/27/20 08:20

Parameter	Result	Qualifier	Units	RL	MDL	Dilution Factor
Semivolatile Organics by GC/MS-SIM - Westborough Lab						
Acenaphthene	ND		ug/l	0.10	--	1
2-Chloronaphthalene	ND		ug/l	0.20	--	1
Fluoranthene	ND		ug/l	0.10	--	1
Hexachlorobutadiene	ND		ug/l	0.50	--	1
Naphthalene	ND		ug/l	0.10	--	1
Benzo(a)anthracene	ND		ug/l	0.10	--	1
Benzo(a)pyrene	ND		ug/l	0.10	--	1
Benzo(b)fluoranthene	ND		ug/l	0.10	--	1
Benzo(k)fluoranthene	ND		ug/l	0.10	--	1
Chrysene	ND		ug/l	0.10	--	1
Acenaphthylene	ND		ug/l	0.10	--	1
Anthracene	ND		ug/l	0.10	--	1
Benzo(ghi)perylene	ND		ug/l	0.10	--	1
Fluorene	ND		ug/l	0.10	--	1
Phenanthrene	ND		ug/l	0.10	--	1
Dibenzo(a,h)anthracene	ND		ug/l	0.10	--	1
Indeno(1,2,3-cd)pyrene	ND		ug/l	0.10	--	1
Pyrene	ND		ug/l	0.10	--	1
1-Methylnaphthalene	ND		ug/l	0.10	--	1
2-Methylnaphthalene	ND		ug/l	0.10	--	1
Pentachlorophenol	ND		ug/l	0.80	--	1
Hexachlorobenzene	ND		ug/l	0.80	--	1
Hexachloroethane	ND		ug/l	0.80	--	1

Project Name: TROY MILLS LANDFILL SUPERFUND **Lab Number:** L2017192

Project Number: 04.0190987.09 **Report Date:** 05/01/20

SAMPLE RESULTS

Lab ID: L2017192-02 Date Collected: 04/22/20 13:45

Client ID: TRY_MW-702SX Date Received: 04/24/20

Sample Location: TROY, NH Field Prep: Not Specified

Sample Depth:

Parameter	Result	Qualifier	Units	RL	MDL	Dilution Factor
Semivolatile Organics by GC/MS-SIM - Westborough Lab						

Surrogate	% Recovery	Qualifier	Acceptance Criteria
2-Fluorophenol	32		21-120
Phenol-d6	33		10-120
Nitrobenzene-d5	54		23-120
2-Fluorobiphenyl	53		15-120
2,4,6-Tribromophenol	36		10-120
4-Terphenyl-d14	79		41-149

Project Name: TROY MILLS LANDFILL SUPERFUND
Lab Number: L2017192
Project Number: 04.0190987.09
Report Date: 05/01/20

SAMPLE RESULTS

Lab ID: L2017192-02
Client ID: TRY_MW-702SX
Sample Location: TROY, NH

Date Collected: 04/22/20 13:45
Date Received: 04/24/20
Field Prep: Not Specified

Sample Depth:
Matrix: Water
Analytical Method: 1,8270D-SIM
Analytical Date: 04/30/20 21:48
Analyst: PS

Extraction Method: EPA 3510C
Extraction Date: 04/27/20 21:00

Parameter	Result	Qualifier	Units	RL	MDL	Dilution Factor
1,4 Dioxane by 8270D-SIM - Mansfield Lab						
1,4-Dioxane	ND		ug/l	0.144	--	1

Surrogate	% Recovery	Qualifier	Acceptance Criteria
1,4-Dioxane-d8	48		15-110

Project Name: TROY MILLS LANDFILL SUPERFUND **Lab Number:** L2017192

Project Number: 04.0190987.09 **Report Date:** 05/01/20

SAMPLE RESULTS

Lab ID: L2017192-03
Client ID: TRY_MW-702D
Sample Location: TROY, NH

Date Collected: 04/22/20 11:25
Date Received: 04/24/20
Field Prep: Not Specified

Sample Depth:
Matrix: Water
Analytical Method: 1,8270D
Analytical Date: 04/28/20 18:34
Analyst: SZ

Extraction Method: EPA 3510C
Extraction Date: 04/27/20 08:16

Parameter	Result	Qualifier	Units	RL	MDL	Dilution Factor
Semivolatile Organics by GC/MS - Westborough Lab						
Benzidine	ND		ug/l	20	--	1
1,2,4-Trichlorobenzene	ND		ug/l	5.0	--	1
Bis(2-chloroethyl)ether	ND		ug/l	2.0	--	1
1,2-Dichlorobenzene	ND		ug/l	2.0	--	1
1,3-Dichlorobenzene	ND		ug/l	2.0	--	1
1,4-Dichlorobenzene	ND		ug/l	2.0	--	1
3,3'-Dichlorobenzidine	ND		ug/l	5.0	--	1
2,4-Dinitrotoluene	ND		ug/l	5.0	--	1
2,6-Dinitrotoluene	ND		ug/l	5.0	--	1
Azobenzene	ND		ug/l	2.0	--	1
4-Chlorophenyl phenyl ether	ND		ug/l	2.0	--	1
4-Bromophenyl phenyl ether	ND		ug/l	2.0	--	1
Bis(2-chloroisopropyl)ether	ND		ug/l	2.0	--	1
Bis(2-chloroethoxy)methane	ND		ug/l	5.0	--	1
Hexachlorocyclopentadiene	ND		ug/l	20	--	1
Isophorone	ND		ug/l	5.0	--	1
Nitrobenzene	ND		ug/l	2.0	--	1
NDPA/DPA	ND		ug/l	2.0	--	1
n-Nitrosodi-n-propylamine	ND		ug/l	5.0	--	1
Bis(2-ethylhexyl)phthalate	ND		ug/l	3.0	--	1
Butyl benzyl phthalate	ND		ug/l	5.0	--	1
Di-n-butylphthalate	ND		ug/l	5.0	--	1
Di-n-octylphthalate	ND		ug/l	5.0	--	1
Diethyl phthalate	ND		ug/l	5.0	--	1
Dimethyl phthalate	ND		ug/l	5.0	--	1
Biphenyl	ND		ug/l	2.0	--	1
Aniline	ND		ug/l	2.0	--	1
4-Chloroaniline	ND		ug/l	5.0	--	1

Project Name: TROY MILLS LANDFILL SUPERFUND **Lab Number:** L2017192

Project Number: 04.0190987.09 **Report Date:** 05/01/20

SAMPLE RESULTS

Lab ID: L2017192-03 Date Collected: 04/22/20 11:25

Client ID: TRY_MW-702D Date Received: 04/24/20

Sample Location: TROY, NH Field Prep: Not Specified

Sample Depth:

Parameter	Result	Qualifier	Units	RL	MDL	Dilution Factor
Semivolatile Organics by GC/MS - Westborough Lab						
2-Nitroaniline	ND		ug/l	5.0	--	1
3-Nitroaniline	ND		ug/l	5.0	--	1
4-Nitroaniline	ND		ug/l	5.0	--	1
Dibenzofuran	ND		ug/l	2.0	--	1
n-Nitrosodimethylamine	ND		ug/l	2.0	--	1
2,4,6-Trichlorophenol	ND		ug/l	5.0	--	1
p-Chloro-m-cresol	ND		ug/l	2.0	--	1
2-Chlorophenol	ND		ug/l	2.0	--	1
2,4-Dichlorophenol	ND		ug/l	5.0	--	1
2,4-Dimethylphenol	ND		ug/l	5.0	--	1
2-Nitrophenol	ND		ug/l	10	--	1
4-Nitrophenol	ND		ug/l	10	--	1
2,4-Dinitrophenol	ND		ug/l	20	--	1
4,6-Dinitro-o-cresol	ND		ug/l	10	--	1
Phenol	ND		ug/l	5.0	--	1
2-Methylphenol	ND		ug/l	5.0	--	1
3-Methylphenol/4-Methylphenol	ND		ug/l	5.0	--	1
2,4,5-Trichlorophenol	ND		ug/l	5.0	--	1
Benzoic Acid	ND		ug/l	50	--	1
Benzyl Alcohol	ND		ug/l	2.0	--	1
Carbazole	ND		ug/l	2.0	--	1
Pyridine	ND		ug/l	3.5	--	1

Surrogate	% Recovery	Qualifier	Acceptance Criteria
2-Fluorophenol	53		21-120
Phenol-d6	47		10-120
Nitrobenzene-d5	46		23-120
2-Fluorobiphenyl	52		15-120
2,4,6-Tribromophenol	60		10-120
4-Terphenyl-d14	64		41-149

Project Name: TROY MILLS LANDFILL SUPERFUND **Lab Number:** L2017192

Project Number: 04.0190987.09 **Report Date:** 05/01/20

SAMPLE RESULTS

Lab ID: L2017192-03
Client ID: TRY_MW-702D
Sample Location: TROY, NH

Date Collected: 04/22/20 11:25
Date Received: 04/24/20
Field Prep: Not Specified

Sample Depth:
Matrix: Water
Analytical Method: 1,8270D-SIM
Analytical Date: 04/29/20 14:58
Analyst: CB

Extraction Method: EPA 3510C
Extraction Date: 04/27/20 08:20

Parameter	Result	Qualifier	Units	RL	MDL	Dilution Factor
Semivolatile Organics by GC/MS-SIM - Westborough Lab						
Acenaphthene	ND		ug/l	0.10	--	1
2-Chloronaphthalene	ND		ug/l	0.20	--	1
Fluoranthene	ND		ug/l	0.10	--	1
Hexachlorobutadiene	ND		ug/l	0.50	--	1
Naphthalene	ND		ug/l	0.10	--	1
Benzo(a)anthracene	ND		ug/l	0.10	--	1
Benzo(a)pyrene	ND		ug/l	0.10	--	1
Benzo(b)fluoranthene	ND		ug/l	0.10	--	1
Benzo(k)fluoranthene	ND		ug/l	0.10	--	1
Chrysene	ND		ug/l	0.10	--	1
Acenaphthylene	ND		ug/l	0.10	--	1
Anthracene	ND		ug/l	0.10	--	1
Benzo(ghi)perylene	ND		ug/l	0.10	--	1
Fluorene	ND		ug/l	0.10	--	1
Phenanthrene	ND		ug/l	0.10	--	1
Dibenzo(a,h)anthracene	ND		ug/l	0.10	--	1
Indeno(1,2,3-cd)pyrene	ND		ug/l	0.10	--	1
Pyrene	ND		ug/l	0.10	--	1
1-Methylnaphthalene	ND		ug/l	0.10	--	1
2-Methylnaphthalene	ND		ug/l	0.10	--	1
Pentachlorophenol	ND		ug/l	0.80	--	1
Hexachlorobenzene	ND		ug/l	0.80	--	1
Hexachloroethane	ND		ug/l	0.80	--	1

Project Name: TROY MILLS LANDFILL SUPERFUND **Lab Number:** L2017192

Project Number: 04.0190987.09 **Report Date:** 05/01/20

SAMPLE RESULTS

Lab ID: L2017192-03 Date Collected: 04/22/20 11:25

Client ID: TRY_MW-702D Date Received: 04/24/20

Sample Location: TROY, NH Field Prep: Not Specified

Sample Depth:

Parameter	Result	Qualifier	Units	RL	MDL	Dilution Factor
Semivolatile Organics by GC/MS-SIM - Westborough Lab						

Surrogate	% Recovery	Qualifier	Acceptance Criteria
2-Fluorophenol	48		21-120
Phenol-d6	43		10-120
Nitrobenzene-d5	67		23-120
2-Fluorobiphenyl	78		15-120
2,4,6-Tribromophenol	64		10-120
4-Terphenyl-d14	80		41-149

Project Name: TROY MILLS LANDFILL SUPERFUND
Lab Number: L2017192
Project Number: 04.0190987.09
Report Date: 05/01/20

SAMPLE RESULTS

Lab ID: L2017192-03
Client ID: TRY_MW-702D
Sample Location: TROY, NH

Date Collected: 04/22/20 11:25
Date Received: 04/24/20
Field Prep: Not Specified

Sample Depth:
Matrix: Water
Analytical Method: 1,8270D-SIM
Analytical Date: 04/30/20 22:13
Analyst: PS

Extraction Method: EPA 3510C
Extraction Date: 04/27/20 21:00

Parameter	Result	Qualifier	Units	RL	MDL	Dilution Factor
1,4 Dioxane by 8270D-SIM - Mansfield Lab						
1,4-Dioxane	ND		ug/l	0.144	--	1

Surrogate	% Recovery	Qualifier	Acceptance Criteria
1,4-Dioxane-d8	50		15-110

Project Name: TROY MILLS LANDFILL SUPERFUND **Lab Number:** L2017192

Project Number: 04.0190987.09 **Report Date:** 05/01/20

SAMPLE RESULTS

Lab ID: L2017192-04
Client ID: TRY_M-7
Sample Location: TROY, NH

Date Collected: 04/22/20 12:55
Date Received: 04/24/20
Field Prep: Not Specified

Sample Depth:
Matrix: Water
Analytical Method: 1,8270D
Analytical Date: 04/28/20 19:01
Analyst: SZ

Extraction Method: EPA 3510C
Extraction Date: 04/27/20 08:16

Parameter	Result	Qualifier	Units	RL	MDL	Dilution Factor
Semivolatile Organics by GC/MS - Westborough Lab						
Benzidine	ND		ug/l	20	--	1
1,2,4-Trichlorobenzene	ND		ug/l	5.0	--	1
Bis(2-chloroethyl)ether	ND		ug/l	2.0	--	1
1,2-Dichlorobenzene	ND		ug/l	2.0	--	1
1,3-Dichlorobenzene	ND		ug/l	2.0	--	1
1,4-Dichlorobenzene	ND		ug/l	2.0	--	1
3,3'-Dichlorobenzidine	ND		ug/l	5.0	--	1
2,4-Dinitrotoluene	ND		ug/l	5.0	--	1
2,6-Dinitrotoluene	ND		ug/l	5.0	--	1
Azobenzene	ND		ug/l	2.0	--	1
4-Chlorophenyl phenyl ether	ND		ug/l	2.0	--	1
4-Bromophenyl phenyl ether	ND		ug/l	2.0	--	1
Bis(2-chloroisopropyl)ether	ND		ug/l	2.0	--	1
Bis(2-chloroethoxy)methane	ND		ug/l	5.0	--	1
Hexachlorocyclopentadiene	ND		ug/l	20	--	1
Isophorone	ND		ug/l	5.0	--	1
Nitrobenzene	ND		ug/l	2.0	--	1
NDPA/DPA	ND		ug/l	2.0	--	1
n-Nitrosodi-n-propylamine	ND		ug/l	5.0	--	1
Bis(2-ethylhexyl)phthalate	ND		ug/l	3.0	--	1
Butyl benzyl phthalate	ND		ug/l	5.0	--	1
Di-n-butylphthalate	ND		ug/l	5.0	--	1
Di-n-octylphthalate	ND		ug/l	5.0	--	1
Diethyl phthalate	ND		ug/l	5.0	--	1
Dimethyl phthalate	ND		ug/l	5.0	--	1
Biphenyl	ND		ug/l	2.0	--	1
Aniline	ND		ug/l	2.0	--	1
4-Chloroaniline	ND		ug/l	5.0	--	1

Project Name: TROY MILLS LANDFILL SUPERFUND **Lab Number:** L2017192

Project Number: 04.0190987.09 **Report Date:** 05/01/20

SAMPLE RESULTS

Lab ID: L2017192-04 Date Collected: 04/22/20 12:55

Client ID: TRY_M-7 Date Received: 04/24/20

Sample Location: TROY, NH Field Prep: Not Specified

Sample Depth:

Parameter	Result	Qualifier	Units	RL	MDL	Dilution Factor
Semivolatile Organics by GC/MS - Westborough Lab						
2-Nitroaniline	ND		ug/l	5.0	--	1
3-Nitroaniline	ND		ug/l	5.0	--	1
4-Nitroaniline	ND		ug/l	5.0	--	1
Dibenzofuran	ND		ug/l	2.0	--	1
n-Nitrosodimethylamine	ND		ug/l	2.0	--	1
2,4,6-Trichlorophenol	ND		ug/l	5.0	--	1
p-Chloro-m-cresol	ND		ug/l	2.0	--	1
2-Chlorophenol	ND		ug/l	2.0	--	1
2,4-Dichlorophenol	ND		ug/l	5.0	--	1
2,4-Dimethylphenol	ND		ug/l	5.0	--	1
2-Nitrophenol	ND		ug/l	10	--	1
4-Nitrophenol	ND		ug/l	10	--	1
2,4-Dinitrophenol	ND		ug/l	20	--	1
4,6-Dinitro-o-cresol	ND		ug/l	10	--	1
Phenol	ND		ug/l	5.0	--	1
2-Methylphenol	ND		ug/l	5.0	--	1
3-Methylphenol/4-Methylphenol	ND		ug/l	5.0	--	1
2,4,5-Trichlorophenol	ND		ug/l	5.0	--	1
Benzoic Acid	ND		ug/l	50	--	1
Benzyl Alcohol	ND		ug/l	2.0	--	1
Carbazole	ND		ug/l	2.0	--	1
Pyridine	ND		ug/l	3.5	--	1

Surrogate	% Recovery	Qualifier	Acceptance Criteria
2-Fluorophenol	63		21-120
Phenol-d6	53		10-120
Nitrobenzene-d5	49		23-120
2-Fluorobiphenyl	53		15-120
2,4,6-Tribromophenol	89		10-120
4-Terphenyl-d14	67		41-149

Project Name: TROY MILLS LANDFILL SUPERFUND **Lab Number:** L2017192

Project Number: 04.0190987.09 **Report Date:** 05/01/20

SAMPLE RESULTS

Lab ID: L2017192-04
Client ID: TRY_M-7
Sample Location: TROY, NH

Date Collected: 04/22/20 12:55
Date Received: 04/24/20
Field Prep: Not Specified

Sample Depth:
Matrix: Water
Analytical Method: 1,8270D-SIM
Analytical Date: 04/29/20 15:15
Analyst: CB

Extraction Method: EPA 3510C
Extraction Date: 04/27/20 08:20

Parameter	Result	Qualifier	Units	RL	MDL	Dilution Factor
Semivolatile Organics by GC/MS-SIM - Westborough Lab						
Acenaphthene	ND		ug/l	0.10	--	1
2-Chloronaphthalene	ND		ug/l	0.20	--	1
Fluoranthene	ND		ug/l	0.10	--	1
Hexachlorobutadiene	ND		ug/l	0.50	--	1
Naphthalene	ND		ug/l	0.10	--	1
Benzo(a)anthracene	ND		ug/l	0.10	--	1
Benzo(a)pyrene	ND		ug/l	0.10	--	1
Benzo(b)fluoranthene	ND		ug/l	0.10	--	1
Benzo(k)fluoranthene	ND		ug/l	0.10	--	1
Chrysene	ND		ug/l	0.10	--	1
Acenaphthylene	ND		ug/l	0.10	--	1
Anthracene	ND		ug/l	0.10	--	1
Benzo(ghi)perylene	ND		ug/l	0.10	--	1
Fluorene	ND		ug/l	0.10	--	1
Phenanthrene	ND		ug/l	0.10	--	1
Dibenzo(a,h)anthracene	ND		ug/l	0.10	--	1
Indeno(1,2,3-cd)pyrene	ND		ug/l	0.10	--	1
Pyrene	ND		ug/l	0.10	--	1
1-Methylnaphthalene	ND		ug/l	0.10	--	1
2-Methylnaphthalene	ND		ug/l	0.10	--	1
Pentachlorophenol	ND		ug/l	0.80	--	1
Hexachlorobenzene	ND		ug/l	0.80	--	1
Hexachloroethane	ND		ug/l	0.80	--	1

Project Name: TROY MILLS LANDFILL SUPERFUND **Lab Number:** L2017192

Project Number: 04.0190987.09 **Report Date:** 05/01/20

SAMPLE RESULTS

Lab ID: L2017192-04 Date Collected: 04/22/20 12:55

Client ID: TRY_M-7 Date Received: 04/24/20

Sample Location: TROY, NH Field Prep: Not Specified

Sample Depth:

Parameter	Result	Qualifier	Units	RL	MDL	Dilution Factor
Semivolatile Organics by GC/MS-SIM - Westborough Lab						

Surrogate	% Recovery	Qualifier	Acceptance Criteria
2-Fluorophenol	59		21-120
Phenol-d6	49		10-120
Nitrobenzene-d5	72		23-120
2-Fluorobiphenyl	69		15-120
2,4,6-Tribromophenol	92		10-120
4-Terphenyl-d14	85		41-149

Project Name: TROY MILLS LANDFILL SUPERFUND **Lab Number:** L2017192

Project Number: 04.0190987.09 **Report Date:** 05/01/20

SAMPLE RESULTS

Lab ID: L2017192-04
Client ID: TRY_M-7
Sample Location: TROY, NH

Date Collected: 04/22/20 12:55
Date Received: 04/24/20
Field Prep: Not Specified

Sample Depth:
Matrix: Water
Analytical Method: 1,8270D-SIM
Analytical Date: 04/30/20 22:38
Analyst: PS

Extraction Method: EPA 3510C
Extraction Date: 04/27/20 21:00

Parameter	Result	Qualifier	Units	RL	MDL	Dilution Factor
1,4 Dioxane by 8270D-SIM - Mansfield Lab						
1,4-Dioxane	0.490		ug/l	0.150	--	1

Surrogate	% Recovery	Qualifier	Acceptance Criteria
1,4-Dioxane-d8	51		15-110

Project Name: TROY MILLS LANDFILL SUPERFUND
Lab Number: L2017192
Project Number: 04.0190987.09
Report Date: 05/01/20

SAMPLE RESULTS

Lab ID: L2017192-05
Client ID: TRY_M-7 DUP
Sample Location: TROY, NH

Date Collected: 04/22/20 12:55
Date Received: 04/24/20
Field Prep: Not Specified

Sample Depth:
Matrix: Water
Analytical Method: 1,8270D-SIM
Analytical Date: 04/30/20 23:04
Analyst: PS

Extraction Method: EPA 3510C
Extraction Date: 04/27/20 21:00

Parameter	Result	Qualifier	Units	RL	MDL	Dilution Factor
1,4 Dioxane by 8270D-SIM - Mansfield Lab						
1,4-Dioxane	0.496		ug/l	0.139	--	1

Surrogate	% Recovery	Qualifier	Acceptance Criteria
1,4-Dioxane-d8	53		15-110

Project Name: TROY MILLS LANDFILL SUPERFUND **Lab Number:** L2017192

Project Number: 04.0190987.09 **Report Date:** 05/01/20

SAMPLE RESULTS

Lab ID: L2017192-06
Client ID: TRY_M-7D
Sample Location: TROY, NH

Date Collected: 04/22/20 14:50
Date Received: 04/24/20
Field Prep: Not Specified

Sample Depth:
Matrix: Water
Analytical Method: 1,8270D
Analytical Date: 04/29/20 15:22
Analyst: SZ

Extraction Method: EPA 3510C
Extraction Date: 04/26/20 07:54

Parameter	Result	Qualifier	Units	RL	MDL	Dilution Factor
Semivolatile Organics by GC/MS - Westborough Lab						
Benzidine	ND		ug/l	20	--	1
1,2,4-Trichlorobenzene	ND		ug/l	5.0	--	1
Bis(2-chloroethyl)ether	ND		ug/l	2.0	--	1
1,2-Dichlorobenzene	ND		ug/l	2.0	--	1
1,3-Dichlorobenzene	ND		ug/l	2.0	--	1
1,4-Dichlorobenzene	ND		ug/l	2.0	--	1
3,3'-Dichlorobenzidine	ND		ug/l	5.0	--	1
2,4-Dinitrotoluene	ND		ug/l	5.0	--	1
2,6-Dinitrotoluene	ND		ug/l	5.0	--	1
Azobenzene	ND		ug/l	2.0	--	1
4-Chlorophenyl phenyl ether	ND		ug/l	2.0	--	1
4-Bromophenyl phenyl ether	ND		ug/l	2.0	--	1
Bis(2-chloroisopropyl)ether	ND		ug/l	2.0	--	1
Bis(2-chloroethoxy)methane	ND		ug/l	5.0	--	1
Hexachlorocyclopentadiene	ND		ug/l	20	--	1
Isophorone	ND		ug/l	5.0	--	1
Nitrobenzene	ND		ug/l	2.0	--	1
NDPA/DPA	ND		ug/l	2.0	--	1
n-Nitrosodi-n-propylamine	ND		ug/l	5.0	--	1
Bis(2-ethylhexyl)phthalate	ND		ug/l	3.0	--	1
Butyl benzyl phthalate	ND		ug/l	5.0	--	1
Di-n-butylphthalate	ND		ug/l	5.0	--	1
Di-n-octylphthalate	ND		ug/l	5.0	--	1
Diethyl phthalate	ND		ug/l	5.0	--	1
Dimethyl phthalate	ND		ug/l	5.0	--	1
Biphenyl	ND		ug/l	2.0	--	1
Aniline	ND		ug/l	2.0	--	1
4-Chloroaniline	ND		ug/l	5.0	--	1

Project Name: TROY MILLS LANDFILL SUPERFUND **Lab Number:** L2017192

Project Number: 04.0190987.09 **Report Date:** 05/01/20

SAMPLE RESULTS

Lab ID: L2017192-06 Date Collected: 04/22/20 14:50

Client ID: TRY_M-7D Date Received: 04/24/20

Sample Location: TROY, NH Field Prep: Not Specified

Sample Depth:

Parameter	Result	Qualifier	Units	RL	MDL	Dilution Factor
Semivolatile Organics by GC/MS - Westborough Lab						
2-Nitroaniline	ND		ug/l	5.0	--	1
3-Nitroaniline	ND		ug/l	5.0	--	1
4-Nitroaniline	ND		ug/l	5.0	--	1
Dibenzofuran	ND		ug/l	2.0	--	1
n-Nitrosodimethylamine	ND		ug/l	2.0	--	1
2,4,6-Trichlorophenol	ND		ug/l	5.0	--	1
p-Chloro-m-cresol	ND		ug/l	2.0	--	1
2-Chlorophenol	ND		ug/l	2.0	--	1
2,4-Dichlorophenol	ND		ug/l	5.0	--	1
2,4-Dimethylphenol	ND		ug/l	5.0	--	1
2-Nitrophenol	ND		ug/l	10	--	1
4-Nitrophenol	ND		ug/l	10	--	1
2,4-Dinitrophenol	ND		ug/l	20	--	1
4,6-Dinitro-o-cresol	ND		ug/l	10	--	1
Phenol	ND		ug/l	5.0	--	1
2-Methylphenol	ND		ug/l	5.0	--	1
3-Methylphenol/4-Methylphenol	ND		ug/l	5.0	--	1
2,4,5-Trichlorophenol	ND		ug/l	5.0	--	1
Benzoic Acid	ND		ug/l	50	--	1
Benzyl Alcohol	ND		ug/l	2.0	--	1
Carbazole	ND		ug/l	2.0	--	1
Pyridine	ND		ug/l	3.5	--	1

Surrogate	% Recovery	Qualifier	Acceptance Criteria
2-Fluorophenol	66		21-120
Phenol-d6	53		10-120
Nitrobenzene-d5	48		23-120
2-Fluorobiphenyl	56		15-120
2,4,6-Tribromophenol	73		10-120
4-Terphenyl-d14	68		41-149

Project Name: TROY MILLS LANDFILL SUPERFUND **Lab Number:** L2017192

Project Number: 04.0190987.09 **Report Date:** 05/01/20

SAMPLE RESULTS

Lab ID: L2017192-06
Client ID: TRY_M-7D
Sample Location: TROY, NH

Date Collected: 04/22/20 14:50
Date Received: 04/24/20
Field Prep: Not Specified

Sample Depth:
Matrix: Water
Analytical Method: 1,8270D-SIM
Analytical Date: 04/27/20 20:57
Analyst: DV

Extraction Method: EPA 3510C
Extraction Date: 04/26/20 07:56

Parameter	Result	Qualifier	Units	RL	MDL	Dilution Factor
Semivolatile Organics by GC/MS-SIM - Westborough Lab						
Acenaphthene	ND		ug/l	0.10	--	1
2-Chloronaphthalene	ND		ug/l	0.20	--	1
Fluoranthene	ND		ug/l	0.10	--	1
Hexachlorobutadiene	ND		ug/l	0.50	--	1
Naphthalene	ND		ug/l	0.10	--	1
Benzo(a)anthracene	ND		ug/l	0.10	--	1
Benzo(a)pyrene	ND		ug/l	0.10	--	1
Benzo(b)fluoranthene	ND		ug/l	0.10	--	1
Benzo(k)fluoranthene	ND		ug/l	0.10	--	1
Chrysene	ND		ug/l	0.10	--	1
Acenaphthylene	ND		ug/l	0.10	--	1
Anthracene	ND		ug/l	0.10	--	1
Benzo(ghi)perylene	ND		ug/l	0.10	--	1
Fluorene	ND		ug/l	0.10	--	1
Phenanthrene	ND		ug/l	0.10	--	1
Dibenzo(a,h)anthracene	ND		ug/l	0.10	--	1
Indeno(1,2,3-cd)pyrene	ND		ug/l	0.10	--	1
Pyrene	ND		ug/l	0.10	--	1
1-Methylnaphthalene	ND		ug/l	0.10	--	1
2-Methylnaphthalene	ND		ug/l	0.10	--	1
Pentachlorophenol	ND		ug/l	0.80	--	1
Hexachlorobenzene	ND		ug/l	0.80	--	1
Hexachloroethane	ND		ug/l	0.80	--	1

Project Name: TROY MILLS LANDFILL SUPERFUND **Lab Number:** L2017192

Project Number: 04.0190987.09 **Report Date:** 05/01/20

SAMPLE RESULTS

Lab ID: L2017192-06 Date Collected: 04/22/20 14:50

Client ID: TRY_M-7D Date Received: 04/24/20

Sample Location: TROY, NH Field Prep: Not Specified

Sample Depth:

Parameter	Result	Qualifier	Units	RL	MDL	Dilution Factor

Semivolatile Organics by GC/MS-SIM - Westborough Lab

Surrogate	% Recovery	Qualifier	Acceptance Criteria
2-Fluorophenol	64		21-120
Phenol-d6	57		10-120
Nitrobenzene-d5	76		23-120
2-Fluorobiphenyl	71		15-120
2,4,6-Tribromophenol	96		10-120
4-Terphenyl-d14	95		41-149

Project Name: TROY MILLS LANDFILL SUPERFUND
Lab Number: L2017192
Project Number: 04.0190987.09
Report Date: 05/01/20

SAMPLE RESULTS

Lab ID: L2017192-06
Client ID: TRY_M-7D
Sample Location: TROY, NH

Date Collected: 04/22/20 14:50
Date Received: 04/24/20
Field Prep: Not Specified

Sample Depth:
Matrix: Water
Analytical Method: 1,8270D-SIM
Analytical Date: 04/30/20 23:29
Analyst: PS

Extraction Method: EPA 3510C
Extraction Date: 04/27/20 21:00

Parameter	Result	Qualifier	Units	RL	MDL	Dilution Factor
1,4 Dioxane by 8270D-SIM - Mansfield Lab						
1,4-Dioxane	ND		ug/l	0.150	--	1

Surrogate	% Recovery	Qualifier	Acceptance Criteria
1,4-Dioxane-d8	53		15-110

Project Name: TROY MILLS LANDFILL SUPERFUND **Lab Number:** L2017192

Project Number: 04.0190987.09 **Report Date:** 05/01/20

Method Blank Analysis
Batch Quality Control

Analytical Method: 1,8270D
Analytical Date: 04/28/20 14:50
Analyst: SZ

Extraction Method: EPA 3510C
Extraction Date: 04/26/20 07:54

Parameter	Result	Qualifier	Units	RL	MDL
Semivolatile Organics by GC/MS - Westborough Lab for sample(s): 06 Batch: WG1364634-1					
Acenaphthene	ND		ug/l	2.0	--
Benzidine	ND		ug/l	20	--
1,2,4-Trichlorobenzene	ND		ug/l	5.0	--
Hexachlorobenzene	ND		ug/l	2.0	--
Bis(2-chloroethyl)ether	ND		ug/l	2.0	--
2-Chloronaphthalene	ND		ug/l	2.0	--
1,2-Dichlorobenzene	ND		ug/l	2.0	--
1,3-Dichlorobenzene	ND		ug/l	2.0	--
1,4-Dichlorobenzene	ND		ug/l	2.0	--
3,3'-Dichlorobenzidine	ND		ug/l	5.0	--
2,4-Dinitrotoluene	ND		ug/l	5.0	--
2,6-Dinitrotoluene	ND		ug/l	5.0	--
Azobenzene	ND		ug/l	2.0	--
Fluoranthene	ND		ug/l	2.0	--
4-Chlorophenyl phenyl ether	ND		ug/l	2.0	--
4-Bromophenyl phenyl ether	ND		ug/l	2.0	--
Bis(2-chloroisopropyl)ether	ND		ug/l	2.0	--
Bis(2-chloroethoxy)methane	ND		ug/l	5.0	--
Hexachlorobutadiene	ND		ug/l	2.0	--
Hexachlorocyclopentadiene	ND		ug/l	20	--
Hexachloroethane	ND		ug/l	2.0	--
Isophorone	ND		ug/l	5.0	--
Naphthalene	ND		ug/l	2.0	--
Nitrobenzene	ND		ug/l	2.0	--
NDPA/DPA	ND		ug/l	2.0	--
n-Nitrosodi-n-propylamine	ND		ug/l	5.0	--
Bis(2-ethylhexyl)phthalate	ND		ug/l	3.0	--
Butyl benzyl phthalate	ND		ug/l	5.0	--
Di-n-butylphthalate	ND		ug/l	5.0	--

Project Name: TROY MILLS LANDFILL SUPERFUND **Lab Number:** L2017192

Project Number: 04.0190987.09 **Report Date:** 05/01/20

Method Blank Analysis
Batch Quality Control

Analytical Method: 1,8270D
Analytical Date: 04/28/20 14:50
Analyst: SZ

Extraction Method: EPA 3510C
Extraction Date: 04/26/20 07:54

Parameter	Result	Qualifier	Units	RL	MDL
Semivolatile Organics by GC/MS - Westborough Lab for sample(s): 06 Batch: WG1364634-1					
Di-n-octylphthalate	ND		ug/l	5.0	--
Diethyl phthalate	ND		ug/l	5.0	--
Dimethyl phthalate	ND		ug/l	5.0	--
Benzo(a)anthracene	ND		ug/l	2.0	--
Benzo(a)pyrene	ND		ug/l	2.0	--
Benzo(b)fluoranthene	ND		ug/l	2.0	--
Benzo(k)fluoranthene	ND		ug/l	2.0	--
Chrysene	ND		ug/l	2.0	--
Acenaphthylene	ND		ug/l	2.0	--
Anthracene	ND		ug/l	2.0	--
Benzo(ghi)perylene	ND		ug/l	2.0	--
Fluorene	ND		ug/l	2.0	--
Phenanthrene	ND		ug/l	2.0	--
Dibenzo(a,h)anthracene	ND		ug/l	2.0	--
Indeno(1,2,3-cd)pyrene	ND		ug/l	2.0	--
Pyrene	ND		ug/l	2.0	--
Biphenyl	ND		ug/l	2.0	--
Aniline	ND		ug/l	2.0	--
4-Chloroaniline	ND		ug/l	5.0	--
1-Methylnaphthalene	ND		ug/l	2.0	--
2-Nitroaniline	ND		ug/l	5.0	--
3-Nitroaniline	ND		ug/l	5.0	--
4-Nitroaniline	ND		ug/l	5.0	--
Dibenzofuran	ND		ug/l	2.0	--
2-Methylnaphthalene	ND		ug/l	2.0	--
n-Nitrosodimethylamine	ND		ug/l	2.0	--
2,4,6-Trichlorophenol	ND		ug/l	5.0	--
p-Chloro-m-cresol	ND		ug/l	2.0	--
2-Chlorophenol	ND		ug/l	2.0	--

Project Name: TROY MILLS LANDFILL SUPERFUND **Lab Number:** L2017192

Project Number: 04.0190987.09 **Report Date:** 05/01/20

Method Blank Analysis
Batch Quality Control

Analytical Method: 1,8270D
Analytical Date: 04/28/20 14:50
Analyst: SZ

Extraction Method: EPA 3510C
Extraction Date: 04/26/20 07:54

Parameter	Result	Qualifier	Units	RL	MDL
Semivolatile Organics by GC/MS - Westborough Lab for sample(s): 06 Batch: WG1364634-1					
2,4-Dichlorophenol	ND		ug/l	5.0	--
2,4-Dimethylphenol	ND		ug/l	5.0	--
2-Nitrophenol	ND		ug/l	10	--
4-Nitrophenol	ND		ug/l	10	--
2,4-Dinitrophenol	ND		ug/l	20	--
4,6-Dinitro-o-cresol	ND		ug/l	10	--
Pentachlorophenol	ND		ug/l	10	--
Phenol	ND		ug/l	5.0	--
2-Methylphenol	ND		ug/l	5.0	--
3-Methylphenol/4-Methylphenol	ND		ug/l	5.0	--
2,4,5-Trichlorophenol	ND		ug/l	5.0	--
Benzoic Acid	ND		ug/l	50	--
Benzyl Alcohol	ND		ug/l	2.0	--
Carbazole	ND		ug/l	2.0	--
Pyridine	ND		ug/l	3.5	--

Surrogate	%Recovery	Qualifier	Acceptance Criteria
2-Fluorophenol	**19**	Q	21-120
Phenol-d6	23		10-120
Nitrobenzene-d5	56		23-120
2-Fluorobiphenyl	56		15-120
2,4,6-Tribromophenol	11		10-120
4-Terphenyl-d14	83		41-149

Project Name: TROY MILLS LANDFILL SUPERFUND **Lab Number:** L2017192

Project Number: 04.0190987.09 **Report Date:** 05/01/20

Method Blank Analysis
Batch Quality Control

Analytical Method: 1,8270D-SIM
Analytical Date: 04/27/20 17:56
Analyst: DV

Extraction Method: EPA 3510C
Extraction Date: 04/26/20 07:56

Parameter	Result	Qualifier	Units	RL	MDL
Semivolatile Organics by GC/MS-SIM - Westborough Lab for sample(s): 06 Batch: WG1364635-1					
Acenaphthene	ND		ug/l	0.10	--
2-Chloronaphthalene	ND		ug/l	0.20	--
Fluoranthene	ND		ug/l	0.10	--
Hexachlorobutadiene	ND		ug/l	0.50	--
Naphthalene	ND		ug/l	0.10	--
Benzo(a)anthracene	ND		ug/l	0.10	--
Benzo(a)pyrene	ND		ug/l	0.10	--
Benzo(b)fluoranthene	ND		ug/l	0.10	--
Benzo(k)fluoranthene	ND		ug/l	0.10	--
Chrysene	ND		ug/l	0.10	--
Acenaphthylene	ND		ug/l	0.10	--
Anthracene	ND		ug/l	0.10	--
Benzo(ghi)perylene	ND		ug/l	0.10	--
Fluorene	ND		ug/l	0.10	--
Phenanthrene	ND		ug/l	0.10	--
Dibenzo(a,h)anthracene	ND		ug/l	0.10	--
Indeno(1,2,3-cd)pyrene	ND		ug/l	0.10	--
Pyrene	ND		ug/l	0.10	--
1-Methylnaphthalene	ND		ug/l	0.10	--
2-Methylnaphthalene	ND		ug/l	0.10	--
Pentachlorophenol	ND		ug/l	0.80	--
Hexachlorobenzene	ND		ug/l	0.80	--
Hexachloroethane	ND		ug/l	0.80	--

Project Name: TROY MILLS LANDFILL SUPERFUND **Lab Number:** L2017192

Project Number: 04.0190987.09 **Report Date:** 05/01/20

Method Blank Analysis
Batch Quality Control

Analytical Method: 1,8270D-SIM
Analytical Date: 04/27/20 17:56
Analyst: DV

Extraction Method: EPA 3510C
Extraction Date: 04/26/20 07:56

Parameter	Result	Qualifier	Units	RL	MDL
Semivolatile Organics by GC/MS-SIM - Westborough Lab for sample(s): 06 Batch: WG1364635-1					

Surrogate	%Recovery	Qualifier	Acceptance Criteria
2-Fluorophenol	24		21-120
Phenol-d6	26		10-120
Nitrobenzene-d5	55		23-120
2-Fluorobiphenyl	56		15-120
2,4,6-Tribromophenol	33		10-120
4-Terphenyl-d14	86		41-149

Project Name: TROY MILLS LANDFILL SUPERFUND **Lab Number:** L2017192

Project Number: 04.0190987.09 **Report Date:** 05/01/20

Method Blank Analysis
Batch Quality Control

Analytical Method: 1,8270D
Analytical Date: 04/28/20 13:34
Analyst: SZ

Extraction Method: EPA 3510C
Extraction Date: 04/27/20 08:17

Parameter	Result	Qualifier	Units	RL	MDL
Semivolatile Organics by GC/MS - Westborough Lab for sample(s): 02-04 Batch: WG1364795-1					
Acenaphthene	ND		ug/l	2.0	--
Benzidine	ND		ug/l	20	--
1,2,4-Trichlorobenzene	ND		ug/l	5.0	--
Hexachlorobenzene	ND		ug/l	2.0	--
Bis(2-chloroethyl)ether	ND		ug/l	2.0	--
2-Chloronaphthalene	ND		ug/l	2.0	--
1,2-Dichlorobenzene	ND		ug/l	2.0	--
1,3-Dichlorobenzene	ND		ug/l	2.0	--
1,4-Dichlorobenzene	ND		ug/l	2.0	--
3,3'-Dichlorobenzidine	ND		ug/l	5.0	--
2,4-Dinitrotoluene	ND		ug/l	5.0	--
2,6-Dinitrotoluene	ND		ug/l	5.0	--
Azobenzene	ND		ug/l	2.0	--
Fluoranthene	ND		ug/l	2.0	--
4-Chlorophenyl phenyl ether	ND		ug/l	2.0	--
4-Bromophenyl phenyl ether	ND		ug/l	2.0	--
Bis(2-chloroisopropyl)ether	ND		ug/l	2.0	--
Bis(2-chloroethoxy)methane	ND		ug/l	5.0	--
Hexachlorobutadiene	ND		ug/l	2.0	--
Hexachlorocyclopentadiene	ND		ug/l	20	--
Hexachloroethane	ND		ug/l	2.0	--
Isophorone	ND		ug/l	5.0	--
Naphthalene	ND		ug/l	2.0	--
Nitrobenzene	ND		ug/l	2.0	--
NDPA/DPA	ND		ug/l	2.0	--
n-Nitrosodi-n-propylamine	ND		ug/l	5.0	--
Bis(2-ethylhexyl)phthalate	ND		ug/l	3.0	--
Butyl benzyl phthalate	ND		ug/l	5.0	--
Di-n-butylphthalate	ND		ug/l	5.0	--

Project Name: TROY MILLS LANDFILL SUPERFUND **Lab Number:** L2017192

Project Number: 04.0190987.09 **Report Date:** 05/01/20

Method Blank Analysis
Batch Quality Control

Analytical Method: 1,8270D
Analytical Date: 04/28/20 13:34
Analyst: SZ

Extraction Method: EPA 3510C
Extraction Date: 04/27/20 08:17

Parameter	Result	Qualifier	Units	RL	MDL
Semivolatile Organics by GC/MS - Westborough Lab for sample(s): 02-04 Batch: WG1364795-1					
Di-n-octylphthalate	ND		ug/l	5.0	--
Diethyl phthalate	ND		ug/l	5.0	--
Dimethyl phthalate	ND		ug/l	5.0	--
Benzo(a)anthracene	ND		ug/l	2.0	--
Benzo(a)pyrene	ND		ug/l	2.0	--
Benzo(b)fluoranthene	ND		ug/l	2.0	--
Benzo(k)fluoranthene	ND		ug/l	2.0	--
Chrysene	ND		ug/l	2.0	--
Acenaphthylene	ND		ug/l	2.0	--
Anthracene	ND		ug/l	2.0	--
Benzo(ghi)perylene	ND		ug/l	2.0	--
Fluorene	ND		ug/l	2.0	--
Phenanthrene	ND		ug/l	2.0	--
Dibenzo(a,h)anthracene	ND		ug/l	2.0	--
Indeno(1,2,3-cd)pyrene	ND		ug/l	2.0	--
Pyrene	ND		ug/l	2.0	--
Biphenyl	ND		ug/l	2.0	--
Aniline	ND		ug/l	2.0	--
4-Chloroaniline	ND		ug/l	5.0	--
1-Methylnaphthalene	ND		ug/l	2.0	--
2-Nitroaniline	ND		ug/l	5.0	--
3-Nitroaniline	ND		ug/l	5.0	--
4-Nitroaniline	ND		ug/l	5.0	--
Dibenzofuran	ND		ug/l	2.0	--
2-Methylnaphthalene	ND		ug/l	2.0	--
n-Nitrosodimethylamine	ND		ug/l	2.0	--
2,4,6-Trichlorophenol	ND		ug/l	5.0	--
p-Chloro-m-cresol	ND		ug/l	2.0	--
2-Chlorophenol	ND		ug/l	2.0	--

Project Name: TROY MILLS LANDFILL SUPERFUND **Lab Number:** L2017192

Project Number: 04.0190987.09 **Report Date:** 05/01/20

Method Blank Analysis
Batch Quality Control

Analytical Method: 1,8270D
Analytical Date: 04/28/20 13:34
Analyst: SZ

Extraction Method: EPA 3510C
Extraction Date: 04/27/20 08:17

Parameter	Result	Qualifier	Units	RL	MDL
Semivolatile Organics by GC/MS - Westborough Lab for sample(s): 02-04 Batch: WG1364795-1					
2,4-Dichlorophenol	ND		ug/l	5.0	--
2,4-Dimethylphenol	ND		ug/l	5.0	--
2-Nitrophenol	ND		ug/l	10	--
4-Nitrophenol	ND		ug/l	10	--
2,4-Dinitrophenol	ND		ug/l	20	--
4,6-Dinitro-o-cresol	ND		ug/l	10	--
Pentachlorophenol	ND		ug/l	10	--
Phenol	ND		ug/l	5.0	--
2-Methylphenol	ND		ug/l	5.0	--
3-Methylphenol/4-Methylphenol	ND		ug/l	5.0	--
2,4,5-Trichlorophenol	ND		ug/l	5.0	--
Benzoic Acid	ND		ug/l	50	--
Benzyl Alcohol	ND		ug/l	2.0	--
Carbazole	ND		ug/l	2.0	--
Pyridine	ND		ug/l	3.5	--

Surrogate	%Recovery	Qualifier	Acceptance Criteria
2-Fluorophenol	63		21-120
Phenol-d6	51		10-120
Nitrobenzene-d5	48		23-120
2-Fluorobiphenyl	55		15-120
2,4,6-Tribromophenol	69		10-120
4-Terphenyl-d14	67		41-149

Project Name: TROY MILLS LANDFILL SUPERFUND **Lab Number:** L2017192

Project Number: 04.0190987.09 **Report Date:** 05/01/20

Method Blank Analysis
Batch Quality Control

Analytical Method: 1,8270D-SIM
Analytical Date: 04/28/20 10:58
Analyst: JJW

Extraction Method: EPA 3510C
Extraction Date: 04/27/20 08:20

Parameter	Result	Qualifier	Units	RL	MDL
Semivolatile Organics by GC/MS-SIM - Westborough Lab for sample(s): 02-04 Batch: WG1364799-1					
Acenaphthene	ND		ug/l	0.10	--
2-Chloronaphthalene	ND		ug/l	0.20	--
Fluoranthene	ND		ug/l	0.10	--
Hexachlorobutadiene	ND		ug/l	0.50	--
Naphthalene	ND		ug/l	0.10	--
Benzo(a)anthracene	ND		ug/l	0.10	--
Benzo(a)pyrene	ND		ug/l	0.10	--
Benzo(b)fluoranthene	ND		ug/l	0.10	--
Benzo(k)fluoranthene	ND		ug/l	0.10	--
Chrysene	ND		ug/l	0.10	--
Acenaphthylene	ND		ug/l	0.10	--
Anthracene	ND		ug/l	0.10	--
Benzo(ghi)perylene	ND		ug/l	0.10	--
Fluorene	ND		ug/l	0.10	--
Phenanthrene	ND		ug/l	0.10	--
Dibenzo(a,h)anthracene	ND		ug/l	0.10	--
Indeno(1,2,3-cd)pyrene	ND		ug/l	0.10	--
Pyrene	ND		ug/l	0.10	--
1-Methylnaphthalene	ND		ug/l	0.10	--
2-Methylnaphthalene	ND		ug/l	0.10	--
Pentachlorophenol	ND		ug/l	0.80	--
Hexachlorobenzene	ND		ug/l	0.80	--
Hexachloroethane	ND		ug/l	0.80	--

Project Name: TROY MILLS LANDFILL SUPERFUND **Lab Number:** L2017192

Project Number: 04.0190987.09 **Report Date:** 05/01/20

Method Blank Analysis
Batch Quality Control

Analytical Method: 1,8270D-SIM
Analytical Date: 04/28/20 10:58
Analyst: JJW

Extraction Method: EPA 3510C
Extraction Date: 04/27/20 08:20

Parameter	Result	Qualifier	Units	RL	MDL
Semivolatile Organics by GC/MS-SIM - Westborough Lab for sample(s): 02-04 Batch: WG1364799-1					

Surrogate	%Recovery	Qualifier	Acceptance Criteria
2-Fluorophenol	59		21-120
Phenol-d6	51		10-120
Nitrobenzene-d5	70		23-120
2-Fluorobiphenyl	64		15-120
2,4,6-Tribromophenol	88		10-120
4-Terphenyl-d14	84		41-149

Project Name: TROY MILLS LANDFILL SUPERFUND
Project Number: 04.0190987.09
Lab Number: L2017192
Report Date: 05/01/20

Method Blank Analysis
Batch Quality Control

Analytical Method: 1,8270D-SIM
Analytical Date: 04/30/20 17:09
Analyst: PS

Extraction Method: EPA 3510C
Extraction Date: 04/27/20 21:00

Parameter	Result	Qualifier	Units	RL	MDL
1,4 Dioxane by 8270D-SIM - Mansfield Lab for sample(s): 02-06 Batch: WG1365040-1					
1,4-Dioxane	ND		ug/l	0.150	--

Surrogate	%Recovery	Qualifier	Acceptance Criteria
1,4-Dioxane-d8	52		15-110

Lab Control Sample Analysis

Batch Quality Control

Project Name: TROY MILLS LANDFILL SUPERFUND

Project Number: 04.0190987.09

Lab Number: L2017192

Report Date: 05/01/20

Parameter	LCS %Recovery	Qual	LCSD %Recovery	Qual	%Recovery Limits	RPD	Qual	RPD Limits
Semivolatile Organics by GC/MS - Westborough Lab Associated sample(s): 06 Batch: WG1364634-2 WG1364634-3								
Acenaphthene	69		71		37-111	3		30
Benzidine	**0**	Q	**5**	Q	10-75	NC		30
1,2,4-Trichlorobenzene	61		65		39-98	6		30
Hexachlorobenzene	68		67		40-140	1		30
Bis(2-chloroethyl)ether	69		75		40-140	8		30
2-Chloronaphthalene	66		69		40-140	4		30
1,2-Dichlorobenzene	59		65		40-140	10		30
1,3-Dichlorobenzene	58		63		40-140	8		30
1,4-Dichlorobenzene	58		64		36-97	10		30
3,3'-Dichlorobenzidine	53		56		40-140	6		30
2,4-Dinitrotoluene	68		68		48-143	0		30
2,6-Dinitrotoluene	69		68		40-140	1		30
Azobenzene	81		80		40-140	1		30
Fluoranthene	79		76		40-140	4		30
4-Chlorophenyl phenyl ether	67		67		40-140	0		30
4-Bromophenyl phenyl ether	67		66		40-140	2		30
Bis(2-chloroisopropyl)ether	83		89		40-140	7		30
Bis(2-chloroethoxy)methane	74		78		40-140	5		30
Hexachlorobutadiene	57		59		40-140	3		30
Hexachlorocyclopentadiene	49		53		40-140	8		30
Hexachloroethane	60		68		40-140	13		30
Isophorone	77		82		40-140	6		30
Naphthalene	62		67		40-140	8		30

Lab Control Sample Analysis
Batch Quality Control

Project Name: TROY MILLS LANDFILL SUPERFUND
Project Number: 04.0190987.09

Lab Number: L2017192
Report Date: 05/01/20

Parameter	LCS %Recovery	Qual	LCSD %Recovery	Qual	%Recovery Limits	RPD	Qual	RPD Limits
Semivolatile Organics by GC/MS - Westborough Lab Associated sample(s): 06 Batch: WG1364634-2 WG1364634-3								
Nitrobenzene	73		79		40-140	8		30
NDPA/DPA	66		71		40-140	7		30
n-Nitrosodi-n-propylamine	78		83		29-132	6		30
Bis(2-ethylhexyl)phthalate	98		81		40-140	19		30
Butyl benzyl phthalate	91		80		40-140	13		30
Di-n-butylphthalate	82		78		40-140	5		30
Di-n-octylphthalate	92		79		40-140	15		30
Diethyl phthalate	80		76		40-140	5		30
Dimethyl phthalate	74		73		40-140	1		30
Benzo(a)anthracene	75		71		40-140	5		30
Benzo(a)pyrene	78		72		40-140	8		30
Benzo(b)fluoranthene	81		76		40-140	6		30
Benzo(k)fluoranthene	75		70		40-140	7		30
Chrysene	80		74		40-140	8		30
Acenaphthylene	68		71		45-123	4		30
Anthracene	75		75		40-140	0		30
Benzo(ghi)perylene	75		71		40-140	5		30
Fluorene	71		72		40-140	1		30
Phenanthrene	72		74		40-140	3		30
Dibenzo(a,h)anthracene	76		73		40-140	4		30
Indeno(1,2,3-cd)pyrene	74		69		40-140	7		30
Pyrene	77		73		26-127	5		30
Biphenyl	70		73		40-140	4		30

Lab Control Sample Analysis
Batch Quality Control

Project Name: TROY MILLS LANDFILL SUPERFUND
Project Number: 04.0190987.09

Lab Number: L2017192
Report Date: 05/01/20

Parameter	LCS %Recovery	Qual	LCSD %Recovery	Qual	%Recovery Limits	RPD	Qual	RPD Limits
Semivolatile Organics by GC/MS - Westborough Lab Associated sample(s): 06 Batch: WG1364634-2 WG1364634-3								
Aniline	**27**	Q	40		40-140	**39**	Q	30
4-Chloroaniline	58		65		40-140	11		30
1-Methylnaphthalene	64		70		41-103	9		30
2-Nitroaniline	68		69		52-143	1		30
3-Nitroaniline	61		61		25-145	0		30
4-Nitroaniline	63		62		51-143	2		30
Dibenzofuran	68		70		40-140	3		30
2-Methylnaphthalene	64		67		40-140	5		30
n-Nitrosodimethylamine	48		49		22-74	2		30
2,4,6-Trichlorophenol	61		62		30-130	2		30
p-Chloro-m-cresol	70		73		23-97	4		30
2-Chlorophenol	62		67		27-123	8		30
2,4-Dichlorophenol	66		70		30-130	6		30
2,4-Dimethylphenol	**19**	Q	38		30-130	**67**	Q	30
2-Nitrophenol	65		71		30-130	9		30
4-Nitrophenol	80		75		10-80	6		30
2,4-Dinitrophenol	62		66		20-130	6		30
4,6-Dinitro-o-cresol	77		73		20-164	5		30
Pentachlorophenol	52		41		9-103	24		30
Phenol	47		48		12-110	2		30
2-Methylphenol	53		60		30-130	12		30
3-Methylphenol/4-Methylphenol	63		70		30-130	11		30
2,4,5-Trichlorophenol	68		67		30-130	1		30

Lab Control Sample Analysis

Batch Quality Control

Project Name: TROY MILLS LANDFILL SUPERFUND

Project Number: 04.0190987.09

Lab Number: L2017192

Report Date: 05/01/20

Parameter	LCS %Recovery	Qual	LCSD %Recovery	Qual	%Recovery Limits	RPD	Qual	RPD Limits
Semivolatile Organics by GC/MS - Westborough Lab Associated sample(s): 06 Batch: WG1364634-2 WG1364634-3								
Benzoic Acid	**0**	Q	**0**	Q	10-164	NC		30
Benzyl Alcohol	63		63		26-116	0		30
Carbazole	79		76		55-144	4		30
Pyridine	21		44		10-66	**71**	Q	30

Surrogate	LCS %Recovery	Qual	LCSD %Recovery	Qual	Acceptance Criteria
2-Fluorophenol	49		52		21-120
Phenol-d6	46		47		10-120
Nitrobenzene-d5	65		72		23-120
2-Fluorobiphenyl	58		61		15-120
2,4,6-Tribromophenol	55		60		10-120
4-Terphenyl-d14	74		72		41-149

Lab Control Sample Analysis
Batch Quality Control

Project Name: TROY MILLS LANDFILL SUPERFUND
Project Number: 04.0190987.09

Lab Number: L2017192
Report Date: 05/01/20

Parameter	LCS %Recovery	Qual	LCSD %Recovery	Qual	%Recovery Limits	RPD	Qual	RPD Limits
Semivolatile Organics by GC/MS-SIM - Westborough Lab Associated sample(s): 06 Batch: WG1364635-2 WG1364635-3								
Acenaphthene	63		69		40-140	9		40
2-Chloronaphthalene	63		68		40-140	8		40
Fluoranthene	71		78		40-140	9		40
Hexachlorobutadiene	58		62		40-140	7		40
Naphthalene	58		63		40-140	8		40
Benzo(a)anthracene	73		80		40-140	9		40
Benzo(a)pyrene	77		84		40-140	9		40
Benzo(b)fluoranthene	84		88		40-140	5		40
Benzo(k)fluoranthene	71		80		40-140	12		40
Chrysene	68		74		40-140	8		40
Acenaphthylene	64		68		40-140	6		40
Anthracene	66		73		40-140	10		40
Benzo(ghi)perylene	68		74		40-140	8		40
Fluorene	67		72		40-140	7		40
Phenanthrene	65		71		40-140	9		40
Dibenzo(a,h)anthracene	72		79		40-140	9		40
Indeno(1,2,3-cd)pyrene	79		86		40-140	8		40
Pyrene	69		76		40-140	10		40
1-Methylnaphthalene	62		67		40-140	8		40
2-Methylnaphthalene	62		67		40-140	8		40
Pentachlorophenol	44		**36**	Q	40-140	20		40
Hexachlorobenzene	71		78		40-140	9		40
Hexachloroethane	57		63		40-140	10		40

Lab Control Sample Analysis

Batch Quality Control

Project Name: TROY MILLS LANDFILL SUPERFUND

Project Number: 04.0190987.09

Lab Number: L2017192

Report Date: 05/01/20

Parameter	LCS %Recovery	Qual	LCSD %Recovery	Qual	%Recovery Limits	RPD	Qual	RPD Limits

Semivolatile Organics by GC/MS-SIM - Westborough Lab Associated sample(s): 06 Batch: WG1364635-2 WG1364635-3

Surrogate	LCS %Recovery	Qual	LCSD %Recovery	Qual	Acceptance Criteria
2-Fluorophenol	48		50		21-120
Phenol-d6	42		44		10-120
Nitrobenzene-d5	68		74		23-120
2-Fluorobiphenyl	76		68		15-120
2,4,6-Tribromophenol	78		70		10-120
4-Terphenyl-d14	82		92		41-149

Lab Control Sample Analysis

Batch Quality Control

Project Name: TROY MILLS LANDFILL SUPERFUND

Project Number: 04.0190987.09

Lab Number: L2017192

Report Date: 05/01/20

Parameter	LCS %Recovery	Qual	LCSD %Recovery	Qual	%Recovery Limits	RPD	Qual	RPD Limits
Semivolatile Organics by GC/MS - Westborough Lab Associated sample(s): 02-04 Batch: WG1364795-2 WG1364795-3								
Acenaphthene	57		73		37-111	25		30
Benzidine	**1**	Q	**3**	Q	10-75	**106**	Q	30
1,2,4-Trichlorobenzene	57		71		39-98	22		30
Hexachlorobenzene	64		92		40-140	**36**	Q	30
Bis(2-chloroethyl)ether	57		69		40-140	19		30
2-Chloronaphthalene	54		75		40-140	**33**	Q	30
1,2-Dichlorobenzene	55		66		40-140	18		30
1,3-Dichlorobenzene	55		64		40-140	15		30
1,4-Dichlorobenzene	56		62		36-97	10		30
3,3'-Dichlorobenzidine	50		64		40-140	25		30
2,4-Dinitrotoluene	61		83		48-143	**31**	Q	30
2,6-Dinitrotoluene	62		85		40-140	**31**	Q	30
Azobenzene	57		79		40-140	**32**	Q	30
Fluoranthene	61		89		40-140	**37**	Q	30
4-Chlorophenyl phenyl ether	61		82		40-140	29		30
4-Bromophenyl phenyl ether	64		88		40-140	**32**	Q	30
Bis(2-chloroisopropyl)ether	70		84		40-140	18		30
Bis(2-chloroethoxy)methane	60		78		40-140	26		30
Hexachlorobutadiene	53		63		40-140	17		30
Hexachlorocyclopentadiene	52		65		40-140	22		30
Hexachloroethane	48		54		40-140	12		30
Isophorone	60		80		40-140	29		30
Naphthalene	52		67		40-140	25		30

Lab Control Sample Analysis
Batch Quality Control

Project Name: TROY MILLS LANDFILL SUPERFUND
Project Number: 04.0190987.09

Lab Number: L2017192
Report Date: 05/01/20

Parameter	LCS %Recovery	Qual	LCSD %Recovery	Qual	%Recovery Limits	RPD	Qual	RPD Limits
Semivolatile Organics by GC/MS - Westborough Lab Associated sample(s): 02-04 Batch: WG1364795-2 WG1364795-3								
Nitrobenzene	53		65		40-140	20		30
NDPA/DPA	60		82		40-140	**31**	Q	30
n-Nitrosodi-n-propylamine	60		80		29-132	29		30
Bis(2-ethylhexyl)phthalate	57		81		40-140	**35**	Q	30
Butyl benzyl phthalate	58		84		40-140	**37**	Q	30
Di-n-butylphthalate	56		82		40-140	**38**	Q	30
Di-n-octylphthalate	59		80		40-140	30		30
Diethyl phthalate	58		80		40-140	**32**	Q	30
Dimethyl phthalate	56		81		40-140	**36**	Q	30
Benzo(a)anthracene	55		78		40-140	**35**	Q	30
Benzo(a)pyrene	52		71		40-140	**31**	Q	30
Benzo(b)fluoranthene	52		72		40-140	**32**	Q	30
Benzo(k)fluoranthene	60		89		40-140	**39**	Q	30
Chrysene	52		73		40-140	**34**	Q	30
Acenaphthylene	57		79		45-123	**32**	Q	30
Anthracene	55		80		40-140	**37**	Q	30
Benzo(ghi)perylene	61		87		40-140	**35**	Q	30
Fluorene	59		82		40-140	**33**	Q	30
Phenanthrene	53		77		40-140	**37**	Q	30
Dibenzo(a,h)anthracene	59		84		40-140	**35**	Q	30
Indeno(1,2,3-cd)pyrene	56		81		40-140	**36**	Q	30
Pyrene	56		82		26-127	**38**	Q	30
Biphenyl	62		84		40-140	30		30

Lab Control Sample Analysis
Batch Quality Control

Project Name: TROY MILLS LANDFILL SUPERFUND
Project Number: 04.0190987.09

Lab Number: L2017192
Report Date: 05/01/20

Parameter	LCS %Recovery	Qual	LCSD %Recovery	Qual	%Recovery Limits	RPD	Qual	RPD Limits
Semivolatile Organics by GC/MS - Westborough Lab Associated sample(s): 02-04 Batch: WG1364795-2 WG1364795-3								
Aniline	**27**	Q	**38**	Q	40-140	**34**	Q	30
4-Chloroaniline	46		67		40-140	**37**	Q	30
1-Methylnaphthalene	46		60		41-103	26		30
2-Nitroaniline	58		86		52-143	**39**	Q	30
3-Nitroaniline	51		68		25-145	29		30
4-Nitroaniline	**50**	Q	70		51-143	**33**	Q	30
Dibenzofuran	57		76		40-140	29		30
2-Methylnaphthalene	55		75		40-140	**31**	Q	30
n-Nitrosodimethylamine	47		54		22-74	14		30
2,4,6-Trichlorophenol	59		81		30-130	**31**	Q	30
p-Chloro-m-cresol	55		78		23-97	**35**	Q	30
2-Chlorophenol	60		74		27-123	21		30
2,4-Dichlorophenol	64		83		30-130	26		30
2,4-Dimethylphenol	32		44		30-130	**32**	Q	30
2-Nitrophenol	61		78		30-130	24		30
4-Nitrophenol	53		75		10-80	**34**	Q	30
2,4-Dinitrophenol	72		84		20-130	15		30
4,6-Dinitro-o-cresol	71		96		20-164	30		30
Pentachlorophenol	70		84		9-103	18		30
Phenol	47		61		12-110	26		30
2-Methylphenol	57		73		30-130	25		30
3-Methylphenol/4-Methylphenol	60		81		30-130	30		30
2,4,5-Trichlorophenol	61		84		30-130	**32**	Q	30

Lab Control Sample Analysis

Batch Quality Control

Project Name: TROY MILLS LANDFILL SUPERFUND

Project Number: 04.0190987.09

Lab Number: L2017192

Report Date: 05/01/20

Parameter	LCS %Recovery	Qual	LCSD %Recovery	Qual	%Recovery Limits	RPD	Qual	RPD Limits
Semivolatile Organics by GC/MS - Westborough Lab Associated sample(s): 02-04 Batch: WG1364795-2 WG1364795-3								
Benzoic Acid	50		**0**	Q	10-164	NC		30
Benzyl Alcohol	47		65		26-116	**32**	Q	30
Carbazole	55		81		55-144	**38**	Q	30
Pyridine	20		40		10-66	**67**	Q	30

Surrogate	LCS %Recovery	Qual	LCSD %Recovery	Qual	Acceptance Criteria
2-Fluorophenol	48		60		21-120
Phenol-d6	43		57		10-120
Nitrobenzene-d5	39		49		23-120
2-Fluorobiphenyl	40		54		15-120
2,4,6-Tribromophenol	64		86		10-120
4-Terphenyl-d14	49		70		41-149

Lab Control Sample Analysis
Batch Quality Control

Project Name: TROY MILLS LANDFILL SUPERFUND
Project Number: 04.0190987.09

Lab Number: L2017192
Report Date: 05/01/20

Parameter	LCS %Recovery	Qual	LCSD %Recovery	Qual	%Recovery Limits	RPD	Qual	RPD Limits
Semivolatile Organics by GC/MS-SIM - Westborough Lab Associated sample(s): 02-04 Batch: WG1364799-2 WG1364799-3								
Acenaphthene	56		53		40-140	6		40
2-Chloronaphthalene	55		52		40-140	6		40
Fluoranthene	61		59		40-140	3		40
Hexachlorobutadiene	52		50		40-140	4		40
Naphthalene	53		51		40-140	4		40
Benzo(a)anthracene	64		59		40-140	8		40
Benzo(a)pyrene	66		63		40-140	5		40
Benzo(b)fluoranthene	70		64		40-140	9		40
Benzo(k)fluoranthene	60		60		40-140	0		40
Chrysene	60		57		40-140	5		40
Acenaphthylene	54		52		40-140	4		40
Anthracene	60		56		40-140	7		40
Benzo(ghi)perylene	63		58		40-140	8		40
Fluorene	59		55		40-140	7		40
Phenanthrene	58		54		40-140	7		40
Dibenzo(a,h)anthracene	67		63		40-140	6		40
Indeno(1,2,3-cd)pyrene	72		67		40-140	7		40
Pyrene	61		57		40-140	7		40
1-Methylnaphthalene	55		53		40-140	4		40
2-Methylnaphthalene	55		52		40-140	6		40
Pentachlorophenol	51		42		40-140	19		40
Hexachlorobenzene	63		59		40-140	7		40
Hexachloroethane	52		52		40-140	0		40

Lab Control Sample Analysis

Batch Quality Control

Project Name: TROY MILLS LANDFILL SUPERFUND

Project Number: 04.0190987.09

Lab Number: L2017192

Report Date: 05/01/20

Parameter	LCS %Recovery	Qual	LCSD %Recovery	Qual	%Recovery Limits	RPD	Qual	RPD Limits
Semivolatile Organics by GC/MS-SIM - Westborough Lab Associated sample(s): 02-04 Batch: WG1364799-2 WG1364799-3								

Surrogate	LCS %Recovery	Qual	LCSD %Recovery	Qual	Acceptance Criteria
2-Fluorophenol	53		50		21-120
Phenol-d6	46		42		10-120
Nitrobenzene-d5	61		58		23-120
2-Fluorobiphenyl	56		54		15-120
2,4,6-Tribromophenol	78		72		10-120
4-Terphenyl-d14	71		67		41-149

Lab Control Sample Analysis

Batch Quality Control

Project Name: TROY MILLS LANDFILL SUPERFUND

Project Number: 04.0190987.09

Lab Number: L2017192

Report Date: 05/01/20

Parameter	LCS %Recovery	Qual	LCSD %Recovery	Qual	%Recovery Limits	RPD	Qual	RPD Limits
1,4 Dioxane by 8270D-SIM - Mansfield Lab	Associated sample(s): 02-06		Batch: WG1365040-2 WG1365040-3					
1,4-Dioxane	114		112		40-140	2		30

Surrogate	LCS %Recovery	Qual	LCSD %Recovery	Qual	Acceptance Criteria
1,4-Dioxane-d8	52		52		15-110

METALS

Project Name: TROY MILLS LANDFILL SUPERFUND
Lab Number: L2017192
Project Number: 04.0190987.09
Report Date: 05/01/20

SAMPLE RESULTS

Lab ID: L2017192-02
Client ID: TRY_MW-702SX
Sample Location: TROY, NH
Date Collected: 04/22/20 13:45
Date Received: 04/24/20
Field Prep: Not Specified

Sample Depth:
Matrix: Water

Parameter	Result	Qualifier	Units	RL	MDL	Dilution Factor	Date Prepared	Date Analyzed	Prep Method	Analytical Method	Analyst
Total Metals - Mansfield Lab											
Arsenic, Total	ND		mg/l	0.00050	--	1	04/27/20 18:32	04/28/20 17:53	EPA 3005A	1,6020B	AM
Manganese, Total	0.01105		mg/l	0.00100	--	1	04/27/20 18:32	04/28/20 17:53	EPA 3005A	1,6020B	AM

Project Name: TROY MILLS LANDFILL SUPERFUND
Lab Number: L2017192
Project Number: 04.0190987.09
Report Date: 05/01/20

SAMPLE RESULTS

Lab ID: L2017192-03
Client ID: TRY_MW-702D
Sample Location: TROY, NH
Date Collected: 04/22/20 11:25
Date Received: 04/24/20
Field Prep: Not Specified

Sample Depth:
Matrix: Water

Parameter	Result	Qualifier	Units	RL	MDL	Dilution Factor	Date Prepared	Date Analyzed	Prep Method	Analytical Method	Analyst
Total Metals - Mansfield Lab											
Arsenic, Total	ND		mg/l	0.00050	--	1	04/27/20 18:32	04/28/20 17:58	EPA 3005A	1,6020B	AM
Manganese, Total	0.00482		mg/l	0.00100	--	1	04/27/20 18:32	04/28/20 17:58	EPA 3005A	1,6020B	AM

Project Name: TROY MILLS LANDFILL SUPERFUND
Lab Number: L2017192
Project Number: 04.0190987.09
Report Date: 05/01/20

SAMPLE RESULTS

Lab ID: L2017192-04
Client ID: TRY_M-7
Sample Location: TROY, NH
Date Collected: 04/22/20 12:55
Date Received: 04/24/20
Field Prep: Not Specified

Sample Depth:
Matrix: Water

Parameter	Result	Qualifier	Units	RL	MDL	Dilution Factor	Date Prepared	Date Analyzed	Prep Method	Analytical Method	Analyst
Total Metals - Mansfield Lab											
Arsenic, Total	ND		mg/l	0.00050	--	1	04/27/20 18:32	04/28/20 18:03	EPA 3005A	1,6020B	AM
Manganese, Total	0.09863		mg/l	0.00100	--	1	04/27/20 18:32	04/28/20 18:03	EPA 3005A	1,6020B	AM

Project Name: TROY MILLS LANDFILL SUPERFUND
Lab Number: L2017192
Project Number: 04.0190987.09
Report Date: 05/01/20

SAMPLE RESULTS

Lab ID: L2017192-06
Client ID: TRY_M-7D
Sample Location: TROY, NH
Date Collected: 04/22/20 14:50
Date Received: 04/24/20
Field Prep: Not Specified

Sample Depth:
Matrix: Water

Parameter	Result	Qualifier	Units	RL	MDL	Dilution Factor	Date Prepared	Date Analyzed	Prep Method	Analytical Method	Analyst
Total Metals - Mansfield Lab											
Arsenic, Total	0.00098		mg/l	0.00050	--	1	04/27/20 18:32	04/28/20 18:49	EPA 3005A	1,6020B	AM
Manganese, Total	0.02218		mg/l	0.00100	--	1	04/27/20 18:32	04/28/20 18:49	EPA 3005A	1,6020B	AM

Project Name: TROY MILLS LANDFILL SUPERFUND **Lab Number:** L2017192

Project Number: 04.0190987.09 **Report Date:** 05/01/20

Method Blank Analysis
Batch Quality Control

Parameter	Result	Qualifier	Units	RL	MDL	Dilution Factor	Date Prepared	Date Analyzed	Analytical Method	Analyst
Total Metals - Mansfield Lab for sample(s): 02-04,06 Batch: WG1364863-1										
Arsenic, Total	ND		mg/l	0.00050	--	1	04/27/20 18:32	04/28/20 15:19	1,6020B	AM
Manganese, Total	ND		mg/l	0.00100	--	1	04/27/20 18:32	04/28/20 15:19	1,6020B	AM

Prep Information

Digestion Method: EPA 3005A

Lab Control Sample Analysis

Batch Quality Control

Project Name: TROY MILLS LANDFILL SUPERFUND

Project Number: 04.0190987.09

Lab Number: L2017192

Report Date: 05/01/20

Parameter	LCS %Recovery	Qual	LCSD %Recovery	Qual	%Recovery Limits	RPD	Qual	RPD Limits
Total Metals - Mansfield Lab Associated sample(s): 02-04,06 Batch: WG1364863-2								
Arsenic, Total	105		-		80-120	-		
Manganese, Total	99		-		80-120	-		

Matrix Spike Analysis
Batch Quality Control

Project Name: TROY MILLS LANDFILL SUPERFUND
Project Number: 04.0190987.09

Lab Number: L2017192
Report Date: 05/01/20

Parameter	Native Sample	MS Added	MS Found	MS %Recovery	Qual	MSD Found	MSD %Recovery	Qual	Recovery Limits	RPD	Qual	RPD Limits
Total Metals - Mansfield Lab Associated sample(s): 02-04,06 QC Batch ID: WG1364863-3 QC Sample: L2016820-01 Client ID: MS Sample												
Arsenic, Total	ND	0.12	0.1455	121		-	-		75-125	-		20
Manganese, Total	ND	0.5	0.5571	111		-	-		75-125	-		20

Lab Duplicate Analysis

Batch Quality Control

Project Name: TROY MILLS LANDFILL SUPERFUND

Project Number: 04.0190987.09

Lab Number: L2017192

Report Date: 05/01/20

Parameter	Native Sample	Duplicate Sample	Units	RPD	Qual	RPD Limits
Total Metals - Mansfield Lab Associated sample(s): 02-04,06 QC Batch ID: WG1364863-4 QC Sample: L2016820-01 Client ID: DUP Sample						
Arsenic, Total	ND	ND	mg/l	NC		20
Manganese, Total	ND	ND	mg/l	NC		20

Project Name: TROY MILLS LANDFILL SUPERFUND
Project Number: 04.0190987.09

Lab Number: L2017192
Report Date: 05/01/20

Sample Receipt and Container Information

Were project specific reporting limits specified? YES

Cooler Information

Cooler	Custody Seal
A	Absent

Container Information

Container ID	Container Type	Cooler	Initial pH	Final pH	Temp deg C	Pres	Seal	Frozen Date/Time	Analysis(*)
L2017192-01A	Vial HCl preserved	A	NA		4.2	Y	Absent		8260-NH(14)
L2017192-02A	Vial HCl preserved	A	NA		4.2	Y	Absent		8260-NH(14)
L2017192-02B	Vial HCl preserved	A	NA		4.2	Y	Absent		8260-NH(14)
L2017192-02C	Vial HCl preserved	A	NA		4.2	Y	Absent		8260-NH(14)
L2017192-02D	Plastic 250ml HNO3 preserved	A	<2	<2	4.2	Y	Absent		MN-6020T(180),AS-6020T(180)
L2017192-02E	Amber 250ml unpreserved	A	7	7	4.2	Y	Absent		8270TCL-LVI(7),8270TCL-SIM-LVI(7)
L2017192-02F	Amber 250ml unpreserved	A	7	7	4.2	Y	Absent		8270TCL-LVI(7),8270TCL-SIM-LVI(7)
L2017192-02G	Amber 250ml unpreserved	A	7	7	4.2	Y	Absent		A2-14-DIOXANESIM-PPB(7)
L2017192-02H	Amber 250ml unpreserved	A	7	7	4.2	Y	Absent		A2-14-DIOXANESIM-PPB(7)
L2017192-03A	Vial HCl preserved	A	NA		4.2	Y	Absent		8260-NH(14)
L2017192-03B	Vial HCl preserved	A	NA		4.2	Y	Absent		8260-NH(14)
L2017192-03C	Vial HCl preserved	A	NA		4.2	Y	Absent		8260-NH(14)
L2017192-03D	Plastic 250ml HNO3 preserved	A	<2	<2	4.2	Y	Absent		MN-6020T(180),AS-6020T(180)
L2017192-03E	Amber 250ml unpreserved	A	7	7	4.2	Y	Absent		8270TCL-LVI(7),8270TCL-SIM-LVI(7)
L2017192-03F	Amber 250ml unpreserved	A	7	7	4.2	Y	Absent		8270TCL-LVI(7),8270TCL-SIM-LVI(7)
L2017192-03G	Amber 250ml unpreserved	A	7	7	4.2	Y	Absent		A2-14-DIOXANESIM-PPB(7)
L2017192-03H	Amber 250ml unpreserved	A	7	7	4.2	Y	Absent		A2-14-DIOXANESIM-PPB(7)
L2017192-04A	Vial HCl preserved	A	NA		4.2	Y	Absent		8260-NH(14)
L2017192-04B	Vial HCl preserved	A	NA		4.2	Y	Absent		8260-NH(14)
L2017192-04C	Vial HCl preserved	A	NA		4.2	Y	Absent		8260-NH(14)
L2017192-04D	Plastic 250ml HNO3 preserved	A	<2	<2	4.2	Y	Absent		MN-6020T(180),AS-6020T(180)
L2017192-04E	Amber 250ml unpreserved	A	7	7	4.2	Y	Absent		8270TCL-LVI(7),8270TCL-SIM-LVI(7)
L2017192-04F	Amber 250ml unpreserved	A	7	7	4.2	Y	Absent		8270TCL-LVI(7),8270TCL-SIM-LVI(7)

*Values in parentheses indicate holding time in days

Project Name: TROY MILLS LANDFILL SUPERFUND
Project Number: 04.0190987.09

Lab Number: L2017192
Report Date: 05/01/20

Container Information

Container ID	Container Type	Cooler	Initial pH	Final pH	Temp deg C	Pres	Seal	Frozen Date/Time	Analysis(*)
L2017192-04G	Amber 250ml unpreserved	A	7	7	4.2	Y	Absent		A2-14-DIOXANESIM-PPB(7)
L2017192-04H	Amber 250ml unpreserved	A	7	7	4.2	Y	Absent		A2-14-DIOXANESIM-PPB(7)
L2017192-05A	Amber 250ml unpreserved	A	NA		4.2	Y	Absent		A2-14-DIOXANESIM-PPB(7)
L2017192-05B	Amber 250ml unpreserved	A	NA		4.2	Y	Absent		A2-14-DIOXANESIM-PPB(7)
L2017192-06A	Vial HCl preserved	A	NA		4.2	Y	Absent		8260-NH(14)
L2017192-06B	Vial HCl preserved	A	NA		4.2	Y	Absent		8260-NH(14)
L2017192-06C	Vial HCl preserved	A	NA		4.2	Y	Absent		8260-NH(14)
L2017192-06D	Plastic 250ml HNO3 preserved	A	<2	<2	4.2	Y	Absent		MN-6020T(180),AS-6020T(180)
L2017192-06E	Amber 250ml unpreserved	A	7	7	4.2	Y	Absent		8270TCL-LVI(7),8270TCL-SIM-LVI(7)
L2017192-06F	Amber 250ml unpreserved	A	7	7	4.2	Y	Absent		8270TCL-LVI(7),8270TCL-SIM-LVI(7)
L2017192-06G	Amber 250ml unpreserved	A	7	7	4.2	Y	Absent		A2-14-DIOXANESIM-PPB(7)
L2017192-06H	Amber 250ml unpreserved	A	7	7	4.2	Y	Absent		A2-14-DIOXANESIM-PPB(7)

*Values in parentheses indicate holding time in days

Project Name:	TROY MILLS LANDFILL SUPERFUND	**Lab Number:**	L2017192
Project Number:	04.0190987.09	**Report Date:**	05/01/20

GLOSSARY

Acronyms

DL - Detection Limit: This value represents the level to which target analyte concentrations are reported as estimated values, when those target analyte concentrations are quantified below the limit of quantitation (LOQ). The DL includes any adjustments from dilutions, concentrations or moisture content, where applicable. (DoD report formats only.)

EDL - Estimated Detection Limit: This value represents the level to which target analyte concentrations are reported as estimated values, when those target analyte concentrations are quantified below the reporting limit (RL). The EDL includes any adjustments from dilutions, concentrations or moisture content, where applicable. The use of EDLs is specific to the analysis of PAHs using Solid-Phase Microextraction (SPME).

EMPC - Estimated Maximum Possible Concentration: The concentration that results from the signal present at the retention time of an analyte when the ions meet all of the identification criteria except the ion abundance ratio criteria. An EMPC is a worst-case estimate of the concentration.

EPA - Environmental Protection Agency.

LCS - Laboratory Control Sample: A sample matrix, free from the analytes of interest, spiked with verified known amounts of analytes or a material containing known and verified amounts of analytes.

LCSD - Laboratory Control Sample Duplicate: Refer to LCS.

LFB - Laboratory Fortified Blank: A sample matrix, free from the analytes of interest, spiked with verified known amounts of analytes or a material containing known and verified amounts of analytes.

LOD - Limit of Detection: This value represents the level to which a target analyte can reliably be detected for a specific analyte in a specific matrix by a specific method. The LOD includes any adjustments from dilutions, concentrations or moisture content, where applicable. (DoD report formats only.)

LOQ - Limit of Quantitation: The value at which an instrument can accurately measure an analyte at a specific concentration. The LOQ includes any adjustments from dilutions, concentrations or moisture content, where applicable. (DoD report formats only.)

Limit of Quantitation: The value at which an instrument can accurately measure an analyte at a specific concentration. The LOQ includes any adjustments from dilutions, concentrations or moisture content, where applicable. (DoD report formats only.)

MDL - Method Detection Limit: This value represents the level to which target analyte concentrations are reported as estimated values, when those target analyte concentrations are quantified below the reporting limit (RL). The MDL includes any adjustments from dilutions, concentrations or moisture content, where applicable.

MS - Matrix Spike Sample: A sample prepared by adding a known mass of target analyte to a specified amount of matrix sample for which an independent estimate of target analyte concentration is available. For Method 332.0, the spike recovery is calculated using the native concentration, including estimated values.

MSD - Matrix Spike Sample Duplicate: Refer to MS.

NA - Not Applicable.

NC - Not Calculated: Term is utilized when one or more of the results utilized in the calculation are non-detect at the parameter's reporting unit.

NDPA/DPA - N-Nitrosodiphenylamine/Diphenylamine.

NI - Not Ignitable.

NP - Non-Plastic: Term is utilized for the analysis of Atterberg Limits in soil.

RL - Reporting Limit: The value at which an instrument can accurately measure an analyte at a specific concentration. The RL includes any adjustments from dilutions, concentrations or moisture content, where applicable.

RPD - Relative Percent Difference: The results from matrix and/or matrix spike duplicates are primarily designed to assess the precision of analytical results in a given matrix and are expressed as relative percent difference (RPD). Values which are less than five times the reporting limit for any individual parameter are evaluated by utilizing the absolute difference between the values; although the RPD value will be provided in the report.

SRM - Standard Reference Material: A reference sample of a known or certified value that is of the same or similar matrix as the associated field samples.

STLP - Semi-dynamic Tank Leaching Procedure per EPA Method 1315.

TEF - Toxic Equivalency Factors: The values assigned to each dioxin and furan to evaluate their toxicity relative to 2,3,7,8-TCDD.

TEQ - Toxic Equivalent: The measure of a sample's toxicity derived by multiplying each dioxin and furan by its corresponding TEF and then summing the resulting values.

TIC - Tentatively Identified Compound: A compound that has been identified to be present and is not part of the target compound list (TCL) for the method and/or program. All TICs are qualitatively identified and reported as estimated concentrations.

Footnotes

Report Format: Data Usability Report

Project Name:	TROY MILLS LANDFILL SUPERFUND	**Lab Number:**	L2017192
Project Number:	04.0190987.09	**Report Date:**	05/01/20

1 - The reference for this analyte should be considered modified since this analyte is absent from the target analyte list of the original method.

Terms

Analytical Method: Both the document from which the method originates and the analytical reference method. (Example: EPA 8260B is shown as 1,8260B.) The codes for the reference method documents are provided in the References section of the Addendum.

Difference: With respect to Total Oxidizable Precursor (TOP) Assay analysis, the difference is defined as the Post-Treatment value minus the Pre-Treatment value.

Final pH: As it pertains to Sample Receipt & Container Information section of the report, Final pH reflects pH of container determined after adjustment at the laboratory, if applicable. If no adjustment required, value reflects Initial pH.

Frozen Date/Time: With respect to Volatile Organics in soil, Frozen Date/Time reflects the date/time at which associated Reagent Water-preserved vials were initially frozen. Note: If frozen date/time is beyond 48 hours from sample collection, value will be reflected in 'bold'.

Initial pH: As it pertains to Sample Receipt & Container Information section of the report, Initial pH reflects pH of container determined upon receipt, if applicable.

PAH Total: With respect to Alkylated PAH analyses, the 'PAHs, Total' result is defined as the summation of results for all or a subset of the following compounds: Naphthalene, C1-C4 Naphthalenes, 2-Methylnaphthalene, 1-Methylnaphthalene, Biphenyl, Acenaphthylene, Acenaphthene, Fluorene, C1-C3 Fluorenes, Phenanthrene, C1-C4 Phenanthrenes/Anthracenes, Anthracene, Fluoranthene, Pyrene, C1-C4 Fluoranthenes/Pyrenes, Benz(a)anthracene, Chrysene, C1-C4 Chrysenes, Benzo(b)fluoranthene, Benzo(j)+(k)fluoranthene, Benzo(e)pyrene, Benzo(a)pyrene, Perylene, Indeno(1,2,3-cd)pyrene, Dibenz(ah)+(ac)anthracene, Benzo(g,h,i)perylene. If a 'Total' result is requested, the results of its individual components will also be reported.

PFAS Total: With respect to PFAS analyses, the 'PFAS, Total (5)' result is defined as the summation of results for: PFHpA, PFHxS, PFOA, PFNA and PFOS. If a 'Total' result is requested, the results of its individual components will also be reported.

The target compound Chlordane (CAS No. 57-74-9) is reported for GC ECD analyses. Per EPA,this compound "refers to a mixture of chlordane isomers, other chlorinated hydrocarbons and numerous other components." (Reference: USEPA Toxicological Review of Chlordane, In Support of Summary Information on the Integrated Risk Information System (IRIS), December 1997.)

Total: With respect to Organic analyses, a 'Total' result is defined as the summation of results for individual isomers or Aroclors. If a 'Total' result is requested, the results of its individual components will also be reported. This is applicable to 'Total' results for methods 8260, 8081 and 8082.

Data Qualifiers

A - Spectra identified as "Aldol Condensates" are byproducts of the extraction/concentration procedures when acetone is introduced in the process.

B - The analyte was detected above the reporting limit in the associated method blank. Flag only applies to associated field samples that have detectable concentrations of the analyte at less than ten times (10x) the concentration found in the blank. For MCP-related projects, flag only applies to associated field samples that have detectable concentrations of the analyte at less than ten times (10x) the concentration found in the blank. For DOD-related projects, flag only applies to associated field samples that have detectable concentrations of the analyte at less than ten times (10x) the concentration found in the blank AND the analyte was detected above one-half the reporting limit (or above the reporting limit for common lab contaminants) in the associated method blank. For NJ-Air-related projects, flag only applies to associated field samples that have detectable concentrations of the analyte above the reporting limit. For NJ-related projects (excluding Air), flag only applies to associated field samples that have detectable concentrations of the analyte, which was detected above the reporting limit in the associated method blank or above five times the reporting limit for common lab contaminants (Phthalates, Acetone, Methylene Chloride, 2-Butanone).

C - Co-elution: The target analyte co-elutes with a known lab standard (i.e. surrogate, internal standards, etc.) for co-extracted analyses.

D - Concentration of analyte was quantified from diluted analysis. Flag only applies to field samples that have detectable concentrations of the analyte.

E - Concentration of analyte exceeds the range of the calibration curve and/or linear range of the instrument.

G - The concentration may be biased high due to matrix interferences (i.e, co-elution) with non-target compound(s). The result should be considered estimated.

H - The analysis of pH was performed beyond the regulatory-required holding time of 15 minutes from the time of sample collection.

I - The lower value for the two columns has been reported due to obvious interference.

J - Estimated value. This represents an estimated concentration for Tentatively Identified Compounds (TICs).

M - Reporting Limit (RL) exceeds the MCP CAM Reporting Limit for this analyte.

ND - Not detected at the reporting limit (RL) for the sample.

NJ - Presumptive evidence of compound. This represents an estimated concentration for Tentatively Identified Compounds (TICs), where the identification is based on a mass spectral library search.

P - The RPD between the results for the two columns exceeds the method-specified criteria.

Q - The quality control sample exceeds the associated acceptance criteria. For DOD-related projects, LCS and/or Continuing Calibration Standard exceedences are also qualified on all associated sample results. Note: This flag is not applicable for matrix spike recoveries when the sample concentration is greater than 4x the spike added or for batch duplicate RPD when the sample concentrations are less

Report Format: Data Usability Report

Project Name:	TROY MILLS LANDFILL SUPERFUND	**Lab Number:**	L2017192
Project Number:	04.0190987.09	**Report Date:**	05/01/20

Data Qualifiers

than 5x the RL. (Metals only.)

R - Analytical results are from sample re-analysis.

RE - Analytical results are from sample re-extraction.

S - Analytical results are from modified screening analysis.

Report Format: Data Usability Report

Project Name:	TROY MILLS LANDFILL SUPERFUND	**Lab Number:**	L2017192
Project Number:	04.0190987.09	**Report Date:**	05/01/20

REFERENCES

1 Test Methods for Evaluating Solid Waste: Physical/Chemical Methods. EPA SW-846. Third Edition. Updates I - IV, 2007.

LIMITATION OF LIABILITIES

Alpha Analytical performs services with reasonable care and diligence normal to the analytical testing laboratory industry. In the event of an error, the sole and exclusive responsibility of Alpha Analytical shall be to re-perform the work at it's own expense. In no event shall Alpha Analytical be held liable for any incidental, consequential or special damages, including but not limited to, damages in any way connected with the use of, interpretation of, information or analysis provided by Alpha Analytical.

We strongly urge our clients to comply with EPA protocol regarding sample volume, preservation, cooling, containers, sampling procedures, holding time and splitting of samples in the field.

Certification Information

The following analytes are not included in our Primary NELAP Scope of Accreditation:

Westborough Facility
EPA 624/624.1: m/p-xylene, o-xylene, Naphthalene
EPA 8260C: NPW: 1,2,4,5-Tetramethylbenzene; 4-Ethyltoluene, Azobenzene; SCM: Iodomethane (methyl iodide), 1,2,4,5-Tetramethylbenzene; 4-Ethyltoluene.
EPA 8270D: NPW: Dimethylnaphthalene,1,4-Diphenylhydrazine; SCM: Dimethylnaphthalene,1,4-Diphenylhydrazine.
SM4500: NPW: Amenable Cyanide; SCM: Total Phosphorus, TKN, NO2, NO3.

Mansfield Facility
SM 2540D: TSS
EPA 8082A: NPW: PCB: 1, 5, 31, 87,101, 110, 141, 151, 153, 180, 183, 187.
EPA TO-15: Halothane, 2,4,4-Trimethyl-2-pentene, 2,4,4-Trimethyl-1-pentene, Thiophene, 2-Methylthiophene, 3-Methylthiophene, 2-Ethylthiophene, 1,2,3-Trimethylbenzene, Indan, Indene, 1,2,4,5-Tetramethylbenzene, Benzothiophene, 1-Methylnaphthalene.
EPA TO-12 Non-methane organics
EPA 3C Fixed gases
Biological Tissue Matrix: EPA 3050B

The following analytes are included in our Massachusetts DEP Scope of Accreditation

Westborough Facility:

Drinking Water
EPA 300.0: Chloride, Nitrate-N, Fluoride, Sulfate; **EPA 353.2**: Nitrate-N, Nitrite-N; **SM4500NO3-F**: Nitrate-N, Nitrite-N; **SM4500F-C, SM4500CN-CE, EPA 180.1, SM2130B, SM4500Cl-D, SM2320B, SM2540C, SM4500H-B, SM4500NO2-B**
EPA 332: Perchlorate; **EPA 524.2:** THMs and VOCs; **EPA 504.1:** EDB, DBCP.
Microbiology: **SM9215B; SM9223-P/A, SM9223B-Colilert-QT,SM9222D**.

Non-Potable Water
SM4500H,B, EPA 120.1, SM2510B, SM2540C, SM2320B, SM4500CL-E, SM4500F-BC, SM4500NH3-BH: Ammonia-N and Kjeldahl-N, **EPA 350.1**: Ammonia-N, **LACHAT 10-107-06-1-B**: Ammonia-N, **EPA 351.1, SM4500NO3-F, EPA 353.2**: Nitrate-N**, SM4500P-E, SM4500P-B, E, SM4500SO4-E, SM5220D, EPA 410.4, SM5210B, SM5310C, SM4500CL-D, EPA 1664, EPA 420.1, SM4500-CN-CE, SM2540D, EPA 300: Chloride, Sulfate, Nitrate.**
EPA 624.1: Volatile Halocarbons & Aromatics,
EPA 608.3: Chlordane, Toxaphene, Aldrin, alpha-BHC, beta-BHC, gamma-BHC, delta-BHC, Dieldrin, DDD, DDE, DDT, Endosulfan I, Endosulfan II, Endosulfan sulfate, Endrin, Endrin Aldehyde, Heptachlor, Heptachlor Epoxide, PCBs
EPA 625.1: SVOC (Acid/Base/Neutral Extractables), **EPA 600/4-81-045**: PCB-Oil.
Microbiology: **SM9223B-Colilert-QT; Enterolert-QT, SM9221E, EPA 1600, EPA 1603.**

Mansfield Facility:

Drinking Water
EPA 200.7: Al, Ba, Cd, Cr, Cu, Fe, Mn, Ni, Na, Ag, Ca, Zn. **EPA 200.8:** Al, Sb, As, Ba, Be, Cd, Cr, Cu, Pb, Mn, Ni, Se, Ag, TL, Zn. **EPA 245.1** Hg.
EPA 522.

Non-Potable Water
EPA 200.7: Al, Sb, As, Be, Cd, Ca, Cr, Co, Cu, Fe, Pb, Mg, Mn, Mo, Ni, K, Se, Ag, Na, Sr, TL, Ti, V, Zn.
EPA 200.8: Al, Sb**,** As, Be, Cd, Cr, Cu, Fe, Pb, Mn, Ni, K, Se, Ag, Na, TL, Zn.
EPA 245.1 Hg.
SM2340B

For a complete listing of analytes and methods, please contact your Alpha Project Manager.

CHAIN OF CUSTODY

PAGE 1 OF 1

Date Rec'd in Lab: 4/24/20 | ALPHA Job #: L2017192

Westborough, MA TEL: 508-898-9220 FAX: 508-898-9193
Mansfield, MA TEL: 508-822-9300 FAX: 508-822-3288

Report Information — Data Deliverables: ☐ FAX ☒ EMAIL ☒ ADEx ☐ Add'l Deliverables

Billing Information: ☒ Same as Client info | PO #: 2589-00"T"

Client Information
Client: NHDES
Address: 29 Hazen Drive
Concord, NH 03302
Phone: 603-271-3649
Fax:
Email: michael.summerlinjr@des.nh.gov
☐ These samples have been Previously analyzed by Alpha

Project Information
Project Name: Troy Mills Landfill Superfund
Project Location: Troy, NH
Project #: 04.0190987.09
Project Manager: Michael Summerlin
ALPHA Quote #: NH DES Contract No. 1069635

Turn-Around Time
☒ Standard ☐ Rush (ONLY IF PRE-APPROVED)
Due Date: Time:

Regulatory Requirements/Report Limits
State/Fed Program: NHDES
Criteria: Sampling and Analysis Plan limits

Other Project Specific Requirements/Comments/Detection Limits:
Please also email login receipts and lab reports to tanya.jutham@gza.com
Please provide excel files formatted for upload to the NHDES EMD and for GZA EQUIS upload.

ANALYSIS

SAMPLE HANDLING
Filtration
☐ Done ☒ Not Needed ☐ Lab to do
Preservation
☐ Lab to do
(Please specify below)

ALPHA Lab ID (Lab Use Only)	Sample ID	Collection Date	Collection Time	Sample Matrix	Sampler's Initials	VOCs 8260 NHDES List	SVOCs (Acid/base/neutrals)	1,4-dioxane	Total metals (arsenic & manganese)	Hardness								Sample Specific Comments	TOTAL # BOTTLES
17192-01	TRIP BLANK	/2020	0800	AQ	MJB	☒	☐	☐	☐	☐	☐	☐	☐	☐	☐	☐	☐		1
-02	TRY_MW-702SX	22/2020	1345	AQ	MJB	☑	☑	☑	☑	☐	☐	☐	☐	☐	☐	☐	☐		8
-03	TRY_MW-702D	4/22/2020	1125	AQ	MJB	☑	☑	☑	☑	☐	☐	☐	☐	☐	☐	☐	☐		8
-04	TRY_M-7	4/22/2020	1255	AQ	AF	☑	☑	☑	☑	☐	☐	☐	☐	☐	☐	☐	☐		8
-07	TRY_M-7 DUP	4/22/2020	1255	AQ	AF	☐	☐	☑	☐	☐	☐	☐	☐	☐	☐	☐	☐		2
-06	TRY_M-7D	4/22/2020	1450	AQ	AF	☑	☑	☑	☑	☐	☐	☐	☐	☐	☐	☐	☐		8
						☐	☐	☐	☐	☐	☐	☐	☐	☐	☐	☐	☐		
						☐	☐	☐	☐	☐	☐	☐	☐	☐	☐	☐	☐		
						☐	☐	☐	☐	☐	☐	☐	☐	☐	☐	☐	☐		
						☐	☐	☐	☐	☐	☐	☐	☐	☐	☐	☐	☐		
				Container Type		V	A	A	P	P	-	-	-	-	-	-	-		
				Preservative		B	A	A	C	C	-	-	-	-	-	-	-		

Relinquished By:	Date/Time	Received By:	Date/Time
	4/23/20 1746		4/23/2020 1740
	4/24/20 1340		4/24/20 1345
	4/24/20 1350		4/24/20 1500
	4/24/20 1822		4/24/20 1830

Please print clearly, legibly and completely. Samples can not be logged in and turnaround time clock will not start until any ambiguities are resolved. All samples submitted are subject to Alpha's Payment Terms.

FORM NO: 01-01H (rev. 9-JAN-12)

ANALYTICAL REPORT

Lab Number:	L2017194
Client:	GZA GeoEnvironmental, Inc. / NHDES PO Box 95 29 Hazen Drive Concord, NH 03302-0095
ATTN:	Michael Summerlin
Phone:	(603) 271-3649
Project Name:	TROY MILLS LANDFILL SUPERFUND
Project Number:	04.0190987.09
Report Date:	05/01/20

The original project report/data package is held by Alpha Analytical. This report/data package is paginated and should be reproduced only in its entirety. Alpha Analytical holds no responsibility for results and/or data that are not consistent with the original.

Certifications & Approvals: MA (M-MA086), NH NELAP (2064), CT (PH-0574), IL (200077), ME (MA00086), MD (348), NJ (MA935), NY (11148), NC (25700/666), PA (68-03671), RI (LAO00065), TX (T104704476), VT (VT-0935), VA (460195), USDA (Permit #P330-17-00196).

Eight Walkup Drive, Westborough, MA 01581-1019
508-898-9220 (Fax) 508-898-9193 800-624-9220 - www.alphalab.com

Project Name: TROY MILLS LANDFILL SUPERFUND
Project Number: 04.0190987.09

Lab Number: L2017194
Report Date: 05/01/20

Alpha Sample ID	Client ID	Matrix	Sample Location	Collection Date/Time	Receive Date
L2017194-01	TRIP BLANK	WATER	TROY, NH	04/22/20 08:00	04/24/20
L2017194-02	TRY_MW-104S	WATER	TROY, NH	04/22/20 11:10	04/24/20
L2017194-03	TRY_MW-C6S	WATER	TROY, NH	04/22/20 14:35	04/24/20
L2017194-04	TRY_MW-C6S DUP	WATER	TROY, NH	04/22/20 14:35	04/24/20
L2017194-05	TRY_MW-C6D	WATER	TROY, NH	04/22/20 12:35	04/24/20

Project Name:	TROY MILLS LANDFILL SUPERFUND	**Lab Number:**	L2017194
Project Number:	04.0190987.09	**Report Date:**	05/01/20

Case Narrative

The samples were received in accordance with the Chain of Custody and no significant deviations were encountered during the preparation or analysis unless otherwise noted. Sample Receipt, Container Information, and the Chain of Custody are located at the back of the report.

Results contained within this report relate only to the samples submitted under this Alpha Lab Number and meet NELAP requirements for all NELAP accredited parameters unless otherwise noted in the following narrative. The data presented in this report is organized by parameter (i.e. VOC, SVOC, etc.). Sample specific Quality Control data (i.e. Surrogate Spike Recovery) is reported at the end of the target analyte list for each individual sample, followed by the Laboratory Batch Quality Control at the end of each parameter. Tentatively Identified Compounds (TICs), if requested, are reported for compounds identified to be present and are not part of the method/program Target Compound List, even if only a subset of the TCL are being reported. If a sample was re-analyzed or re-extracted due to a required quality control corrective action and if both sets of data are reported, the Laboratory ID of the re-analysis or re-extraction is designated with an "R" or "RE", respectively.

When multiple Batch Quality Control elements are reported (e.g. more than one LCS), the associated samples for each element are noted in the grey shaded header line of each data table. Any Laboratory Batch, Sample Specific % recovery or RPD value that is outside the listed Acceptance Criteria is bolded in the report. In reference to questions H (CAM) or 4 (RCP) when "NO" is checked, the performance criteria for CAM and RCP methods allow for some quality control failures to occur and still be within method compliance. In these instances, the specific failure is not narrated but noted in the associated QC Outlier Summary Report, located directly after the Case Narrative. QC information is also incorporated in the Data Usability Assessment table (Format 11) of our Data Merger tool, where it can be reviewed in conjunction with the sample result, associated regulatory criteria and any associated data usability implications.

Soil/sediments, solids and tissues are reported on a dry weight basis unless otherwise noted. Definitions of all data qualifiers and acronyms used in this report are provided in the Glossary located at the back of the report.

HOLD POLICY - For samples submitted on hold, Alpha's policy is to hold samples (with the exception of Air canisters) free of charge for 21 calendar days from the date the project is completed. After 21 calendar days, we will dispose of all samples submitted including those put on hold unless you have contacted your Alpha Project Manager and made arrangements for Alpha to continue to hold the samples. Air canisters will be disposed after 3 business days from the date the project is completed.

Please contact Project Management at 800-624-9220 with any questions.

Project Name:	TROY MILLS LANDFILL SUPERFUND	**Lab Number:**	L2017194
Project Number:	04.0190987.09	**Report Date:**	05/01/20

Case Narrative (continued)

Semivolatile Organics

The WG1364634-2/3 LCS/LCSD recoveries, associated with L2017194-02,-03, and -05, are below the acceptance criteria for benzidine (0%/5%) and benzoic acid (0%/0%); however, it has been identified as a "difficult" analyte. The results of the associated samples are reported.

I, the undersigned, attest under the pains and penalties of perjury that, to the best of my knowledge and belief and based upon my personal inquiry of those responsible for providing the information contained in this analytical report, such information is accurate and complete. This certificate of analysis is not complete unless this page accompanies any and all pages of this report.

Authorized Signature: Tiffani Morrissey - Tiffani Morrissey

Title: Technical Director/Representative Date: 05/01/20

ORGANICS

VOLATILES

Project Name: TROY MILLS LANDFILL SUPERFUND **Lab Number:** L2017194

Project Number: 04.0190987.09 **Report Date:** 05/01/20

SAMPLE RESULTS

Lab ID: L2017194-01
Client ID: TRIP BLANK
Sample Location: TROY, NH

Date Collected: 04/22/20 08:00
Date Received: 04/24/20
Field Prep: Not Specified

Sample Depth:
Matrix: Water
Analytical Method: 1,8260C
Analytical Date: 04/29/20 09:30
Analyst: NLK

Parameter	Result	Qualifier	Units	RL	MDL	Dilution Factor
Volatile Organics by GC/MS - Westborough Lab						
Methylene chloride	ND		ug/l	3.0	--	1
1,1-Dichloroethane	ND		ug/l	0.75	--	1
Chloroform	ND		ug/l	0.75	--	1
Carbon tetrachloride	ND		ug/l	0.50	--	1
1,2-Dichloropropane	ND		ug/l	1.8	--	1
Dibromochloromethane	ND		ug/l	0.50	--	1
1,1,2-Trichloroethane	ND		ug/l	0.75	--	1
Tetrachloroethene	ND		ug/l	0.50	--	1
Chlorobenzene	ND		ug/l	0.50	--	1
Trichlorofluoromethane	ND		ug/l	2.5	--	1
1,2-Dichloroethane	ND		ug/l	0.50	--	1
1,1,1-Trichloroethane	ND		ug/l	0.50	--	1
Bromodichloromethane	ND		ug/l	0.50	--	1
trans-1,3-Dichloropropene	ND		ug/l	0.50	--	1
cis-1,3-Dichloropropene	ND		ug/l	0.50	--	1
1,3-Dichloropropene, Total	ND		ug/l	0.50	--	1
1,1-Dichloropropene	ND		ug/l	2.5	--	1
Bromoform	ND		ug/l	2.0	--	1
1,1,2,2-Tetrachloroethane	ND		ug/l	0.50	--	1
Benzene	ND		ug/l	0.50	--	1
Toluene	ND		ug/l	0.75	--	1
Ethylbenzene	ND		ug/l	0.50	--	1
Chloromethane	ND		ug/l	2.5	--	1
Bromomethane	ND		ug/l	1.0	--	1
Vinyl chloride	ND		ug/l	1.0	--	1
Chloroethane	ND		ug/l	1.0	--	1
1,1-Dichloroethene	ND		ug/l	0.50	--	1
trans-1,2-Dichloroethene	ND		ug/l	0.75	--	1

Project Name: TROY MILLS LANDFILL SUPERFUND **Lab Number:** L2017194

Project Number: 04.0190987.09 **Report Date:** 05/01/20

SAMPLE RESULTS

Lab ID: L2017194-01 Date Collected: 04/22/20 08:00

Client ID: TRIP BLANK Date Received: 04/24/20

Sample Location: TROY, NH Field Prep: Not Specified

Sample Depth:

Parameter	Result	Qualifier	Units	RL	MDL	Dilution Factor
Volatile Organics by GC/MS - Westborough Lab						
1,2-Dichloroethene, Total	ND		ug/l	0.50	--	1
Trichloroethene	ND		ug/l	0.50	--	1
1,2-Dichlorobenzene	ND		ug/l	2.5	--	1
1,3-Dichlorobenzene	ND		ug/l	2.5	--	1
1,4-Dichlorobenzene	ND		ug/l	2.5	--	1
Methyl tert butyl ether	ND		ug/l	1.0	--	1
p/m-Xylene	ND		ug/l	1.0	--	1
o-Xylene	ND		ug/l	1.0	--	1
Xylenes, Total	ND		ug/l	1.0	--	1
cis-1,2-Dichloroethene	ND		ug/l	0.50	--	1
Dibromomethane	ND		ug/l	5.0	--	1
1,2,3-Trichloropropane	ND		ug/l	5.0	--	1
Styrene	ND		ug/l	1.0	--	1
Dichlorodifluoromethane	ND		ug/l	5.0	--	1
Acetone	ND		ug/l	5.0	--	1
Carbon disulfide	ND		ug/l	5.0	--	1
2-Butanone	ND		ug/l	5.0	--	1
4-Methyl-2-pentanone	ND		ug/l	5.0	--	1
2-Hexanone	ND		ug/l	5.0	--	1
Bromochloromethane	ND		ug/l	2.5	--	1
Tetrahydrofuran	ND		ug/l	5.0	--	1
2,2-Dichloropropane	ND		ug/l	2.5	--	1
1,2-Dibromoethane	ND		ug/l	2.0	--	1
1,1,1,2-Tetrachloroethane	ND		ug/l	0.50	--	1
Bromobenzene	ND		ug/l	2.5	--	1
n-Butylbenzene	ND		ug/l	0.50	--	1
sec-Butylbenzene	ND		ug/l	0.50	--	1
tert-Butylbenzene	ND		ug/l	2.5	--	1
o-Chlorotoluene	ND		ug/l	2.5	--	1
p-Chlorotoluene	ND		ug/l	2.5	--	1
1,2-Dibromo-3-chloropropane	ND		ug/l	2.5	--	1
Hexachlorobutadiene	ND		ug/l	0.50	--	1
Isopropylbenzene	ND		ug/l	0.50	--	1
p-Isopropyltoluene	ND		ug/l	0.50	--	1
Naphthalene	ND		ug/l	2.5	--	1
n-Propylbenzene	ND		ug/l	0.50	--	1
1,2,3-Trichlorobenzene	ND		ug/l	2.5	--	1

Project Name: TROY MILLS LANDFILL SUPERFUND **Lab Number:** L2017194

Project Number: 04.0190987.09 **Report Date:** 05/01/20

SAMPLE RESULTS

Lab ID: L2017194-01 Date Collected: 04/22/20 08:00

Client ID: TRIP BLANK Date Received: 04/24/20

Sample Location: TROY, NH Field Prep: Not Specified

Sample Depth:

Parameter	Result	Qualifier	Units	RL	MDL	Dilution Factor
Volatile Organics by GC/MS - Westborough Lab						
1,2,4-Trichlorobenzene	ND		ug/l	2.5	--	1
1,3,5-Trimethylbenzene	ND		ug/l	2.5	--	1
1,3,5-Trichlorobenzene	ND		ug/l	2.0	--	1
1,2,4-Trimethylbenzene	ND		ug/l	2.5	--	1
Ethyl ether	ND		ug/l	2.5	--	1
Isopropyl Ether	ND		ug/l	2.0	--	1
Tert-Butyl Alcohol	ND		ug/l	10	--	1
Ethyl-Tert-Butyl-Ether	ND		ug/l	2.0	--	1
Tertiary-Amyl Methyl Ether	ND		ug/l	2.0	--	1
1,4-Dioxane	ND		ug/l	250	--	1

Surrogate	% Recovery	Qualifier	Acceptance Criteria
1,2-Dichloroethane-d4	94		70-130
Toluene-d8	98		70-130
4-Bromofluorobenzene	100		70-130
Dibromofluoromethane	101		70-130

Project Name: TROY MILLS LANDFILL SUPERFUND **Lab Number:** L2017194

Project Number: 04.0190987.09 **Report Date:** 05/01/20

SAMPLE RESULTS

Lab ID: L2017194-02
Client ID: TRY_MW-104S
Sample Location: TROY, NH

Date Collected: 04/22/20 11:10
Date Received: 04/24/20
Field Prep: Not Specified

Sample Depth:
Matrix: Water
Analytical Method: 1,8260C
Analytical Date: 04/29/20 12:58
Analyst: MKS

Parameter	Result	Qualifier	Units	RL	MDL	Dilution Factor
Volatile Organics by GC/MS - Westborough Lab						
Methylene chloride	ND		ug/l	3.0	--	1
1,1-Dichloroethane	0.77		ug/l	0.75	--	1
Chloroform	ND		ug/l	0.75	--	1
Carbon tetrachloride	ND		ug/l	0.50	--	1
1,2-Dichloropropane	ND		ug/l	1.8	--	1
Dibromochloromethane	ND		ug/l	0.50	--	1
1,1,2-Trichloroethane	ND		ug/l	0.75	--	1
Tetrachloroethene	ND		ug/l	0.50	--	1
Chlorobenzene	ND		ug/l	0.50	--	1
Trichlorofluoromethane	ND		ug/l	2.5	--	1
1,2-Dichloroethane	ND		ug/l	0.50	--	1
1,1,1-Trichloroethane	ND		ug/l	0.50	--	1
Bromodichloromethane	ND		ug/l	0.50	--	1
trans-1,3-Dichloropropene	ND		ug/l	0.50	--	1
cis-1,3-Dichloropropene	ND		ug/l	0.50	--	1
1,3-Dichloropropene, Total	ND		ug/l	0.50	--	1
1,1-Dichloropropene	ND		ug/l	2.5	--	1
Bromoform	ND		ug/l	2.0	--	1
1,1,2,2-Tetrachloroethane	ND		ug/l	0.50	--	1
Benzene	ND		ug/l	0.50	--	1
Toluene	ND		ug/l	0.75	--	1
Ethylbenzene	ND		ug/l	0.50	--	1
Chloromethane	ND		ug/l	2.5	--	1
Bromomethane	ND		ug/l	1.0	--	1
Vinyl chloride	ND		ug/l	1.0	--	1
Chloroethane	ND		ug/l	1.0	--	1
1,1-Dichloroethene	ND		ug/l	0.50	--	1
trans-1,2-Dichloroethene	ND		ug/l	0.75	--	1

Project Name: TROY MILLS LANDFILL SUPERFUND **Lab Number:** L2017194

Project Number: 04.0190987.09 **Report Date:** 05/01/20

SAMPLE RESULTS

Lab ID: L2017194-02 Date Collected: 04/22/20 11:10

Client ID: TRY_MW-104S Date Received: 04/24/20

Sample Location: TROY, NH Field Prep: Not Specified

Sample Depth:

Parameter	Result	Qualifier	Units	RL	MDL	Dilution Factor
Volatile Organics by GC/MS - Westborough Lab						
1,2-Dichloroethene, Total	2.1		ug/l	0.50	--	1
Trichloroethene	ND		ug/l	0.50	--	1
1,2-Dichlorobenzene	ND		ug/l	2.5	--	1
1,3-Dichlorobenzene	ND		ug/l	2.5	--	1
1,4-Dichlorobenzene	ND		ug/l	2.5	--	1
Methyl tert butyl ether	ND		ug/l	1.0	--	1
p/m-Xylene	ND		ug/l	1.0	--	1
o-Xylene	ND		ug/l	1.0	--	1
Xylenes, Total	ND		ug/l	1.0	--	1
cis-1,2-Dichloroethene	2.1		ug/l	0.50	--	1
Dibromomethane	ND		ug/l	5.0	--	1
1,2,3-Trichloropropane	ND		ug/l	5.0	--	1
Styrene	ND		ug/l	1.0	--	1
Dichlorodifluoromethane	ND		ug/l	5.0	--	1
Acetone	ND		ug/l	5.0	--	1
Carbon disulfide	ND		ug/l	5.0	--	1
2-Butanone	ND		ug/l	5.0	--	1
4-Methyl-2-pentanone	ND		ug/l	5.0	--	1
2-Hexanone	ND		ug/l	5.0	--	1
Bromochloromethane	ND		ug/l	2.5	--	1
Tetrahydrofuran	ND		ug/l	5.0	--	1
2,2-Dichloropropane	ND		ug/l	2.5	--	1
1,2-Dibromoethane	ND		ug/l	2.0	--	1
1,1,1,2-Tetrachloroethane	ND		ug/l	0.50	--	1
Bromobenzene	ND		ug/l	2.5	--	1
n-Butylbenzene	ND		ug/l	0.50	--	1
sec-Butylbenzene	3.6		ug/l	0.50	--	1
tert-Butylbenzene	ND		ug/l	2.5	--	1
o-Chlorotoluene	ND		ug/l	2.5	--	1
p-Chlorotoluene	ND		ug/l	2.5	--	1
1,2-Dibromo-3-chloropropane	ND		ug/l	2.5	--	1
Hexachlorobutadiene	ND		ug/l	0.50	--	1
Isopropylbenzene	ND		ug/l	0.50	--	1
p-Isopropyltoluene	ND		ug/l	0.50	--	1
Naphthalene	ND		ug/l	2.5	--	1
n-Propylbenzene	ND		ug/l	0.50	--	1
1,2,3-Trichlorobenzene	ND		ug/l	2.5	--	1

Project Name: TROY MILLS LANDFILL SUPERFUND **Lab Number:** L2017194

Project Number: 04.0190987.09 **Report Date:** 05/01/20

SAMPLE RESULTS

Lab ID: L2017194-02 Date Collected: 04/22/20 11:10

Client ID: TRY_MW-104S Date Received: 04/24/20

Sample Location: TROY, NH Field Prep: Not Specified

Sample Depth:

Parameter	Result	Qualifier	Units	RL	MDL	Dilution Factor
Volatile Organics by GC/MS - Westborough Lab						
1,2,4-Trichlorobenzene	ND		ug/l	2.5	--	1
1,3,5-Trimethylbenzene	ND		ug/l	2.5	--	1
1,3,5-Trichlorobenzene	ND		ug/l	2.0	--	1
1,2,4-Trimethylbenzene	ND		ug/l	2.5	--	1
Ethyl ether	ND		ug/l	2.5	--	1
Isopropyl Ether	ND		ug/l	2.0	--	1
Tert-Butyl Alcohol	ND		ug/l	10	--	1
Ethyl-Tert-Butyl-Ether	ND		ug/l	2.0	--	1
Tertiary-Amyl Methyl Ether	ND		ug/l	2.0	--	1
1,4-Dioxane	ND		ug/l	250	--	1

Surrogate	% Recovery	Qualifier	Acceptance Criteria
1,2-Dichloroethane-d4	97		70-130
Toluene-d8	96		70-130
4-Bromofluorobenzene	100		70-130
Dibromofluoromethane	101		70-130

Project Name: TROY MILLS LANDFILL SUPERFUND **Lab Number:** L2017194

Project Number: 04.0190987.09 **Report Date:** 05/01/20

SAMPLE RESULTS

Lab ID: L2017194-03
Client ID: TRY_MW-C6S
Sample Location: TROY, NH

Date Collected: 04/22/20 14:35
Date Received: 04/24/20
Field Prep: Not Specified

Sample Depth:
Matrix: Water
Analytical Method: 1,8260C
Analytical Date: 04/29/20 13:22
Analyst: MKS

Parameter	Result	Qualifier	Units	RL	MDL	Dilution Factor
Volatile Organics by GC/MS - Westborough Lab						
Methylene chloride	ND		ug/l	3.0	--	1
1,1-Dichloroethane	ND		ug/l	0.75	--	1
Chloroform	ND		ug/l	0.75	--	1
Carbon tetrachloride	ND		ug/l	0.50	--	1
1,2-Dichloropropane	ND		ug/l	1.8	--	1
Dibromochloromethane	ND		ug/l	0.50	--	1
1,1,2-Trichloroethane	ND		ug/l	0.75	--	1
Tetrachloroethene	ND		ug/l	0.50	--	1
Chlorobenzene	ND		ug/l	0.50	--	1
Trichlorofluoromethane	ND		ug/l	2.5	--	1
1,2-Dichloroethane	ND		ug/l	0.50	--	1
1,1,1-Trichloroethane	ND		ug/l	0.50	--	1
Bromodichloromethane	ND		ug/l	0.50	--	1
trans-1,3-Dichloropropene	ND		ug/l	0.50	--	1
cis-1,3-Dichloropropene	ND		ug/l	0.50	--	1
1,3-Dichloropropene, Total	ND		ug/l	0.50	--	1
1,1-Dichloropropene	ND		ug/l	2.5	--	1
Bromoform	ND		ug/l	2.0	--	1
1,1,2,2-Tetrachloroethane	ND		ug/l	0.50	--	1
Benzene	0.50		ug/l	0.50	--	1
Toluene	ND		ug/l	0.75	--	1
Ethylbenzene	ND		ug/l	0.50	--	1
Chloromethane	ND		ug/l	2.5	--	1
Bromomethane	ND		ug/l	1.0	--	1
Vinyl chloride	ND		ug/l	1.0	--	1
Chloroethane	ND		ug/l	1.0	--	1
1,1-Dichloroethene	ND		ug/l	0.50	--	1
trans-1,2-Dichloroethene	ND		ug/l	0.75	--	1

Project Name: TROY MILLS LANDFILL SUPERFUND **Lab Number:** L2017194

Project Number: 04.0190987.09 **Report Date:** 05/01/20

SAMPLE RESULTS

Lab ID: L2017194-03 Date Collected: 04/22/20 14:35

Client ID: TRY_MW-C6S Date Received: 04/24/20

Sample Location: TROY, NH Field Prep: Not Specified

Sample Depth:

Parameter	Result	Qualifier	Units	RL	MDL	Dilution Factor
Volatile Organics by GC/MS - Westborough Lab						
1,2-Dichloroethene, Total	7.9		ug/l	0.50	--	1
Trichloroethene	ND		ug/l	0.50	--	1
1,2-Dichlorobenzene	ND		ug/l	2.5	--	1
1,3-Dichlorobenzene	ND		ug/l	2.5	--	1
1,4-Dichlorobenzene	ND		ug/l	2.5	--	1
Methyl tert butyl ether	ND		ug/l	1.0	--	1
p/m-Xylene	ND		ug/l	1.0	--	1
o-Xylene	ND		ug/l	1.0	--	1
Xylenes, Total	ND		ug/l	1.0	--	1
cis-1,2-Dichloroethene	7.9		ug/l	0.50	--	1
Dibromomethane	ND		ug/l	5.0	--	1
1,2,3-Trichloropropane	ND		ug/l	5.0	--	1
Styrene	ND		ug/l	1.0	--	1
Dichlorodifluoromethane	ND		ug/l	5.0	--	1
Acetone	ND		ug/l	5.0	--	1
Carbon disulfide	ND		ug/l	5.0	--	1
2-Butanone	ND		ug/l	5.0	--	1
4-Methyl-2-pentanone	ND		ug/l	5.0	--	1
2-Hexanone	ND		ug/l	5.0	--	1
Bromochloromethane	ND		ug/l	2.5	--	1
Tetrahydrofuran	ND		ug/l	5.0	--	1
2,2-Dichloropropane	ND		ug/l	2.5	--	1
1,2-Dibromoethane	ND		ug/l	2.0	--	1
1,1,1,2-Tetrachloroethane	ND		ug/l	0.50	--	1
Bromobenzene	ND		ug/l	2.5	--	1
n-Butylbenzene	ND		ug/l	0.50	--	1
sec-Butylbenzene	8.2		ug/l	0.50	--	1
tert-Butylbenzene	3.6		ug/l	2.5	--	1
o-Chlorotoluene	ND		ug/l	2.5	--	1
p-Chlorotoluene	ND		ug/l	2.5	--	1
1,2-Dibromo-3-chloropropane	ND		ug/l	2.5	--	1
Hexachlorobutadiene	ND		ug/l	0.50	--	1
Isopropylbenzene	ND		ug/l	0.50	--	1
p-Isopropyltoluene	ND		ug/l	0.50	--	1
Naphthalene	ND		ug/l	2.5	--	1
n-Propylbenzene	ND		ug/l	0.50	--	1
1,2,3-Trichlorobenzene	ND		ug/l	2.5	--	1

Project Name: TROY MILLS LANDFILL SUPERFUND **Lab Number:** L2017194

Project Number: 04.0190987.09 **Report Date:** 05/01/20

SAMPLE RESULTS

Lab ID: L2017194-03 Date Collected: 04/22/20 14:35

Client ID: TRY_MW-C6S Date Received: 04/24/20

Sample Location: TROY, NH Field Prep: Not Specified

Sample Depth:

Parameter	Result	Qualifier	Units	RL	MDL	Dilution Factor
Volatile Organics by GC/MS - Westborough Lab						
1,2,4-Trichlorobenzene	ND		ug/l	2.5	--	1
1,3,5-Trimethylbenzene	ND		ug/l	2.5	--	1
1,3,5-Trichlorobenzene	ND		ug/l	2.0	--	1
1,2,4-Trimethylbenzene	ND		ug/l	2.5	--	1
Ethyl ether	ND		ug/l	2.5	--	1
Isopropyl Ether	ND		ug/l	2.0	--	1
Tert-Butyl Alcohol	ND		ug/l	10	--	1
Ethyl-Tert-Butyl-Ether	ND		ug/l	2.0	--	1
Tertiary-Amyl Methyl Ether	ND		ug/l	2.0	--	1
1,4-Dioxane	ND		ug/l	250	--	1

Surrogate	% Recovery	Qualifier	Acceptance Criteria
1,2-Dichloroethane-d4	95		70-130
Toluene-d8	97		70-130
4-Bromofluorobenzene	101		70-130
Dibromofluoromethane	102		70-130

Project Name: TROY MILLS LANDFILL SUPERFUND **Lab Number:** L2017194

Project Number: 04.0190987.09 **Report Date:** 05/01/20

SAMPLE RESULTS

Lab ID: L2017194-04
Client ID: TRY_MW-C6S DUP
Sample Location: TROY, NH

Date Collected: 04/22/20 14:35
Date Received: 04/24/20
Field Prep: Not Specified

Sample Depth:
Matrix: Water
Analytical Method: 1,8260C
Analytical Date: 04/29/20 13:45
Analyst: MKS

Parameter	Result	Qualifier	Units	RL	MDL	Dilution Factor
Volatile Organics by GC/MS - Westborough Lab						
Methylene chloride	ND		ug/l	3.0	--	1
1,1-Dichloroethane	ND		ug/l	0.75	--	1
Chloroform	ND		ug/l	0.75	--	1
Carbon tetrachloride	ND		ug/l	0.50	--	1
1,2-Dichloropropane	ND		ug/l	1.8	--	1
Dibromochloromethane	ND		ug/l	0.50	--	1
1,1,2-Trichloroethane	ND		ug/l	0.75	--	1
Tetrachloroethene	ND		ug/l	0.50	--	1
Chlorobenzene	ND		ug/l	0.50	--	1
Trichlorofluoromethane	ND		ug/l	2.5	--	1
1,2-Dichloroethane	ND		ug/l	0.50	--	1
1,1,1-Trichloroethane	ND		ug/l	0.50	--	1
Bromodichloromethane	ND		ug/l	0.50	--	1
trans-1,3-Dichloropropene	ND		ug/l	0.50	--	1
cis-1,3-Dichloropropene	ND		ug/l	0.50	--	1
1,3-Dichloropropene, Total	ND		ug/l	0.50	--	1
1,1-Dichloropropene	ND		ug/l	2.5	--	1
Bromoform	ND		ug/l	2.0	--	1
1,1,2,2-Tetrachloroethane	ND		ug/l	0.50	--	1
Benzene	0.50		ug/l	0.50	--	1
Toluene	ND		ug/l	0.75	--	1
Ethylbenzene	ND		ug/l	0.50	--	1
Chloromethane	ND		ug/l	2.5	--	1
Bromomethane	ND		ug/l	1.0	--	1
Vinyl chloride	ND		ug/l	1.0	--	1
Chloroethane	ND		ug/l	1.0	--	1
1,1-Dichloroethene	ND		ug/l	0.50	--	1
trans-1,2-Dichloroethene	ND		ug/l	0.75	--	1

Project Name: TROY MILLS LANDFILL SUPERFUND **Lab Number:** L2017194

Project Number: 04.0190987.09 **Report Date:** 05/01/20

SAMPLE RESULTS

Lab ID: L2017194-04 Date Collected: 04/22/20 14:35

Client ID: TRY_MW-C6S DUP Date Received: 04/24/20

Sample Location: TROY, NH Field Prep: Not Specified

Sample Depth:

Parameter	Result	Qualifier	Units	RL	MDL	Dilution Factor
Volatile Organics by GC/MS - Westborough Lab						
1,2-Dichloroethene, Total	8.0		ug/l	0.50	--	1
Trichloroethene	ND		ug/l	0.50	--	1
1,2-Dichlorobenzene	ND		ug/l	2.5	--	1
1,3-Dichlorobenzene	ND		ug/l	2.5	--	1
1,4-Dichlorobenzene	ND		ug/l	2.5	--	1
Methyl tert butyl ether	ND		ug/l	1.0	--	1
p/m-Xylene	ND		ug/l	1.0	--	1
o-Xylene	ND		ug/l	1.0	--	1
Xylenes, Total	ND		ug/l	1.0	--	1
cis-1,2-Dichloroethene	8.0		ug/l	0.50	--	1
Dibromomethane	ND		ug/l	5.0	--	1
1,2,3-Trichloropropane	ND		ug/l	5.0	--	1
Styrene	ND		ug/l	1.0	--	1
Dichlorodifluoromethane	ND		ug/l	5.0	--	1
Acetone	ND		ug/l	5.0	--	1
Carbon disulfide	ND		ug/l	5.0	--	1
2-Butanone	ND		ug/l	5.0	--	1
4-Methyl-2-pentanone	ND		ug/l	5.0	--	1
2-Hexanone	ND		ug/l	5.0	--	1
Bromochloromethane	ND		ug/l	2.5	--	1
Tetrahydrofuran	ND		ug/l	5.0	--	1
2,2-Dichloropropane	ND		ug/l	2.5	--	1
1,2-Dibromoethane	ND		ug/l	2.0	--	1
1,1,1,2-Tetrachloroethane	ND		ug/l	0.50	--	1
Bromobenzene	ND		ug/l	2.5	--	1
n-Butylbenzene	ND		ug/l	0.50	--	1
sec-Butylbenzene	8.6		ug/l	0.50	--	1
tert-Butylbenzene	3.8		ug/l	2.5	--	1
o-Chlorotoluene	ND		ug/l	2.5	--	1
p-Chlorotoluene	ND		ug/l	2.5	--	1
1,2-Dibromo-3-chloropropane	ND		ug/l	2.5	--	1
Hexachlorobutadiene	ND		ug/l	0.50	--	1
Isopropylbenzene	ND		ug/l	0.50	--	1
p-Isopropyltoluene	ND		ug/l	0.50	--	1
Naphthalene	ND		ug/l	2.5	--	1
n-Propylbenzene	ND		ug/l	0.50	--	1
1,2,3-Trichlorobenzene	ND		ug/l	2.5	--	1

Project Name: TROY MILLS LANDFILL SUPERFUND **Lab Number:** L2017194

Project Number: 04.0190987.09 **Report Date:** 05/01/20

SAMPLE RESULTS

Lab ID: L2017194-04 Date Collected: 04/22/20 14:35

Client ID: TRY_MW-C6S DUP Date Received: 04/24/20

Sample Location: TROY, NH Field Prep: Not Specified

Sample Depth:

Parameter	Result	Qualifier	Units	RL	MDL	Dilution Factor
Volatile Organics by GC/MS - Westborough Lab						
1,2,4-Trichlorobenzene	ND		ug/l	2.5	--	1
1,3,5-Trimethylbenzene	ND		ug/l	2.5	--	1
1,3,5-Trichlorobenzene	ND		ug/l	2.0	--	1
1,2,4-Trimethylbenzene	ND		ug/l	2.5	--	1
Ethyl ether	ND		ug/l	2.5	--	1
Isopropyl Ether	ND		ug/l	2.0	--	1
Tert-Butyl Alcohol	ND		ug/l	10	--	1
Ethyl-Tert-Butyl-Ether	ND		ug/l	2.0	--	1
Tertiary-Amyl Methyl Ether	ND		ug/l	2.0	--	1
1,4-Dioxane	ND		ug/l	250	--	1

Surrogate	% Recovery	Qualifier	Acceptance Criteria
1,2-Dichloroethane-d4	96		70-130
Toluene-d8	98		70-130
4-Bromofluorobenzene	101		70-130
Dibromofluoromethane	101		70-130

Project Name: TROY MILLS LANDFILL SUPERFUND **Lab Number:** L2017194

Project Number: 04.0190987.09 **Report Date:** 05/01/20

SAMPLE RESULTS

Lab ID: L2017194-05
Client ID: TRY_MW-C6D
Sample Location: TROY, NH

Date Collected: 04/22/20 12:35
Date Received: 04/24/20
Field Prep: Not Specified

Sample Depth:
Matrix: Water
Analytical Method: 1,8260C
Analytical Date: 04/29/20 14:08
Analyst: MKS

Parameter	Result	Qualifier	Units	RL	MDL	Dilution Factor
Volatile Organics by GC/MS - Westborough Lab						
Methylene chloride	ND		ug/l	3.0	--	1
1,1-Dichloroethane	0.97		ug/l	0.75	--	1
Chloroform	ND		ug/l	0.75	--	1
Carbon tetrachloride	ND		ug/l	0.50	--	1
1,2-Dichloropropane	ND		ug/l	1.8	--	1
Dibromochloromethane	ND		ug/l	0.50	--	1
1,1,2-Trichloroethane	ND		ug/l	0.75	--	1
Tetrachloroethene	ND		ug/l	0.50	--	1
Chlorobenzene	ND		ug/l	0.50	--	1
Trichlorofluoromethane	ND		ug/l	2.5	--	1
1,2-Dichloroethane	ND		ug/l	0.50	--	1
1,1,1-Trichloroethane	ND		ug/l	0.50	--	1
Bromodichloromethane	ND		ug/l	0.50	--	1
trans-1,3-Dichloropropene	ND		ug/l	0.50	--	1
cis-1,3-Dichloropropene	ND		ug/l	0.50	--	1
1,3-Dichloropropene, Total	ND		ug/l	0.50	--	1
1,1-Dichloropropene	ND		ug/l	2.5	--	1
Bromoform	ND		ug/l	2.0	--	1
1,1,2,2-Tetrachloroethane	ND		ug/l	0.50	--	1
Benzene	ND		ug/l	0.50	--	1
Toluene	ND		ug/l	0.75	--	1
Ethylbenzene	ND		ug/l	0.50	--	1
Chloromethane	ND		ug/l	2.5	--	1
Bromomethane	ND		ug/l	1.0	--	1
Vinyl chloride	ND		ug/l	1.0	--	1
Chloroethane	ND		ug/l	1.0	--	1
1,1-Dichloroethene	ND		ug/l	0.50	--	1
trans-1,2-Dichloroethene	ND		ug/l	0.75	--	1

Project Name: TROY MILLS LANDFILL SUPERFUND **Lab Number:** L2017194

Project Number: 04.0190987.09 **Report Date:** 05/01/20

SAMPLE RESULTS

Lab ID: L2017194-05 Date Collected: 04/22/20 12:35

Client ID: TRY_MW-C6D Date Received: 04/24/20

Sample Location: TROY, NH Field Prep: Not Specified

Sample Depth:

Parameter	Result	Qualifier	Units	RL	MDL	Dilution Factor
Volatile Organics by GC/MS - Westborough Lab						
1,2-Dichloroethene, Total	62		ug/l	0.50	--	1
Trichloroethene	ND		ug/l	0.50	--	1
1,2-Dichlorobenzene	ND		ug/l	2.5	--	1
1,3-Dichlorobenzene	ND		ug/l	2.5	--	1
1,4-Dichlorobenzene	ND		ug/l	2.5	--	1
Methyl tert butyl ether	ND		ug/l	1.0	--	1
p/m-Xylene	ND		ug/l	1.0	--	1
o-Xylene	ND		ug/l	1.0	--	1
Xylenes, Total	ND		ug/l	1.0	--	1
cis-1,2-Dichloroethene	62		ug/l	0.50	--	1
Dibromomethane	ND		ug/l	5.0	--	1
1,2,3-Trichloropropane	ND		ug/l	5.0	--	1
Styrene	ND		ug/l	1.0	--	1
Dichlorodifluoromethane	ND		ug/l	5.0	--	1
Acetone	ND		ug/l	5.0	--	1
Carbon disulfide	ND		ug/l	5.0	--	1
2-Butanone	ND		ug/l	5.0	--	1
4-Methyl-2-pentanone	ND		ug/l	5.0	--	1
2-Hexanone	ND		ug/l	5.0	--	1
Bromochloromethane	ND		ug/l	2.5	--	1
Tetrahydrofuran	ND		ug/l	5.0	--	1
2,2-Dichloropropane	ND		ug/l	2.5	--	1
1,2-Dibromoethane	ND		ug/l	2.0	--	1
1,1,1,2-Tetrachloroethane	ND		ug/l	0.50	--	1
Bromobenzene	ND		ug/l	2.5	--	1
n-Butylbenzene	ND		ug/l	0.50	--	1
sec-Butylbenzene	0.89		ug/l	0.50	--	1
tert-Butylbenzene	ND		ug/l	2.5	--	1
o-Chlorotoluene	ND		ug/l	2.5	--	1
p-Chlorotoluene	ND		ug/l	2.5	--	1
1,2-Dibromo-3-chloropropane	ND		ug/l	2.5	--	1
Hexachlorobutadiene	ND		ug/l	0.50	--	1
Isopropylbenzene	ND		ug/l	0.50	--	1
p-Isopropyltoluene	ND		ug/l	0.50	--	1
Naphthalene	ND		ug/l	2.5	--	1
n-Propylbenzene	ND		ug/l	0.50	--	1
1,2,3-Trichlorobenzene	ND		ug/l	2.5	--	1

Project Name: TROY MILLS LANDFILL SUPERFUND **Lab Number:** L2017194

Project Number: 04.0190987.09 **Report Date:** 05/01/20

SAMPLE RESULTS

Lab ID: L2017194-05 Date Collected: 04/22/20 12:35

Client ID: TRY_MW-C6D Date Received: 04/24/20

Sample Location: TROY, NH Field Prep: Not Specified

Sample Depth:

Parameter	Result	Qualifier	Units	RL	MDL	Dilution Factor
Volatile Organics by GC/MS - Westborough Lab						
1,2,4-Trichlorobenzene	ND		ug/l	2.5	--	1
1,3,5-Trimethylbenzene	ND		ug/l	2.5	--	1
1,3,5-Trichlorobenzene	ND		ug/l	2.0	--	1
1,2,4-Trimethylbenzene	ND		ug/l	2.5	--	1
Ethyl ether	ND		ug/l	2.5	--	1
Isopropyl Ether	ND		ug/l	2.0	--	1
Tert-Butyl Alcohol	ND		ug/l	10	--	1
Ethyl-Tert-Butyl-Ether	ND		ug/l	2.0	--	1
Tertiary-Amyl Methyl Ether	ND		ug/l	2.0	--	1
1,4-Dioxane	ND		ug/l	250	--	1

Surrogate	% Recovery	Qualifier	Acceptance Criteria
1,2-Dichloroethane-d4	96		70-130
Toluene-d8	98		70-130
4-Bromofluorobenzene	99		70-130
Dibromofluoromethane	102		70-130

Project Name: TROY MILLS LANDFILL SUPERFUND **Lab Number:** L2017194

Project Number: 04.0190987.09 **Report Date:** 05/01/20

Method Blank Analysis
Batch Quality Control

Analytical Method: 1,8260C
Analytical Date: 04/29/20 08:21
Analyst: PD

Parameter	Result	Qualifier	Units	RL	MDL
Volatile Organics by GC/MS - Westborough Lab for sample(s): 01-05 Batch: WG1365962-5					
Methylene chloride	ND		ug/l	3.0	--
1,1-Dichloroethane	ND		ug/l	0.75	--
Chloroform	ND		ug/l	0.75	--
Carbon tetrachloride	ND		ug/l	0.50	--
1,2-Dichloropropane	ND		ug/l	1.8	--
Dibromochloromethane	ND		ug/l	0.50	--
1,1,2-Trichloroethane	ND		ug/l	0.75	--
Tetrachloroethene	ND		ug/l	0.50	--
Chlorobenzene	ND		ug/l	0.50	--
Trichlorofluoromethane	ND		ug/l	2.5	--
1,2-Dichloroethane	ND		ug/l	0.50	--
1,1,1-Trichloroethane	ND		ug/l	0.50	--
Bromodichloromethane	ND		ug/l	0.50	--
trans-1,3-Dichloropropene	ND		ug/l	0.50	--
cis-1,3-Dichloropropene	ND		ug/l	0.50	--
1,3-Dichloropropene, Total	ND		ug/l	0.50	--
1,1-Dichloropropene	ND		ug/l	2.5	--
Bromoform	ND		ug/l	2.0	--
1,1,2,2-Tetrachloroethane	ND		ug/l	0.50	--
Benzene	ND		ug/l	0.50	--
Toluene	ND		ug/l	0.75	--
Ethylbenzene	ND		ug/l	0.50	--
Chloromethane	ND		ug/l	2.5	--
Bromomethane	ND		ug/l	1.0	--
Vinyl chloride	ND		ug/l	1.0	--
Chloroethane	ND		ug/l	1.0	--
1,1-Dichloroethene	ND		ug/l	0.50	--
trans-1,2-Dichloroethene	ND		ug/l	0.75	--
1,2-Dichloroethene, Total	ND		ug/l	0.50	--

Project Name: TROY MILLS LANDFILL SUPERFUND **Lab Number:** L2017194

Project Number: 04.0190987.09 **Report Date:** 05/01/20

Method Blank Analysis
Batch Quality Control

Analytical Method: 1,8260C
Analytical Date: 04/29/20 08:21
Analyst: PD

Parameter	Result	Qualifier	Units	RL	MDL
Volatile Organics by GC/MS - Westborough Lab for sample(s): 01-05 Batch: WG1365962-5					
Trichloroethene	ND		ug/l	0.50	--
1,2-Dichlorobenzene	ND		ug/l	2.5	--
1,3-Dichlorobenzene	ND		ug/l	2.5	--
1,4-Dichlorobenzene	ND		ug/l	2.5	--
Methyl tert butyl ether	ND		ug/l	1.0	--
p/m-Xylene	ND		ug/l	1.0	--
o-Xylene	ND		ug/l	1.0	--
Xylenes, Total	ND		ug/l	1.0	--
cis-1,2-Dichloroethene	ND		ug/l	0.50	--
Dibromomethane	ND		ug/l	5.0	--
1,2,3-Trichloropropane	ND		ug/l	5.0	--
Styrene	ND		ug/l	1.0	--
Dichlorodifluoromethane	ND		ug/l	5.0	--
Acetone	ND		ug/l	5.0	--
Carbon disulfide	ND		ug/l	5.0	--
2-Butanone	ND		ug/l	5.0	--
4-Methyl-2-pentanone	ND		ug/l	5.0	--
2-Hexanone	ND		ug/l	5.0	--
Bromochloromethane	ND		ug/l	2.5	--
Tetrahydrofuran	ND		ug/l	5.0	--
2,2-Dichloropropane	ND		ug/l	2.5	--
1,2-Dibromoethane	ND		ug/l	2.0	--
1,1,1,2-Tetrachloroethane	ND		ug/l	0.50	--
Bromobenzene	ND		ug/l	2.5	--
n-Butylbenzene	ND		ug/l	0.50	--
sec-Butylbenzene	ND		ug/l	0.50	--
tert-Butylbenzene	ND		ug/l	2.5	--
o-Chlorotoluene	ND		ug/l	2.5	--
p-Chlorotoluene	ND		ug/l	2.5	--

Project Name: TROY MILLS LANDFILL SUPERFUND **Lab Number:** L2017194

Project Number: 04.0190987.09 **Report Date:** 05/01/20

Method Blank Analysis
Batch Quality Control

Analytical Method: 1,8260C
Analytical Date: 04/29/20 08:21
Analyst: PD

Parameter	Result	Qualifier	Units	RL	MDL
Volatile Organics by GC/MS - Westborough Lab for sample(s): 01-05 Batch: WG1365962-5					
1,2-Dibromo-3-chloropropane	ND		ug/l	2.5	--
Hexachlorobutadiene	ND		ug/l	0.50	--
Isopropylbenzene	ND		ug/l	0.50	--
p-Isopropyltoluene	ND		ug/l	0.50	--
Naphthalene	ND		ug/l	2.5	--
n-Propylbenzene	ND		ug/l	0.50	--
1,2,3-Trichlorobenzene	ND		ug/l	2.5	--
1,2,4-Trichlorobenzene	ND		ug/l	2.5	--
1,3,5-Trimethylbenzene	ND		ug/l	2.5	--
1,3,5-Trichlorobenzene	ND		ug/l	2.0	--
1,2,4-Trimethylbenzene	ND		ug/l	2.5	--
Ethyl ether	ND		ug/l	2.5	--
Isopropyl Ether	ND		ug/l	2.0	--
Tert-Butyl Alcohol	ND		ug/l	10	--
Ethyl-Tert-Butyl-Ether	ND		ug/l	2.0	--
Tertiary-Amyl Methyl Ether	ND		ug/l	2.0	--
1,4-Dioxane	ND		ug/l	250	--

Surrogate	%Recovery	Qualifier	Acceptance Criteria
1,2-Dichloroethane-d4	93		70-130
Toluene-d8	97		70-130
4-Bromofluorobenzene	101		70-130
Dibromofluoromethane	101		70-130

Lab Control Sample Analysis

Batch Quality Control

Project Name: TROY MILLS LANDFILL SUPERFUND

Project Number: 04.0190987.09

Lab Number: L2017194

Report Date: 05/01/20

Parameter	LCS %Recovery	Qual	LCSD %Recovery	Qual	%Recovery Limits	RPD	Qual	RPD Limits
Volatile Organics by GC/MS - Westborough Lab Associated sample(s): 01-05 Batch: WG1365962-3 WG1365962-4								
Methylene chloride	88		89		70-130	1		20
1,1-Dichloroethane	88		90		70-130	2		20
Chloroform	90		93		70-130	3		20
Carbon tetrachloride	95		96		63-132	1		20
1,2-Dichloropropane	88		90		70-130	2		20
Dibromochloromethane	86		93		63-130	8		20
1,1,2-Trichloroethane	86		90		70-130	5		20
Tetrachloroethene	90		91		70-130	1		20
Chlorobenzene	90		94		75-130	4		25
Trichlorofluoromethane	100		100		62-150	0		20
1,2-Dichloroethane	85		87		70-130	2		20
1,1,1-Trichloroethane	94		94		67-130	0		20
Bromodichloromethane	88		91		67-130	3		20
trans-1,3-Dichloropropene	86		89		70-130	3		20
cis-1,3-Dichloropropene	90		93		70-130	3		20
1,1-Dichloropropene	90		90		70-130	0		20
Bromoform	93		95		54-136	2		20
1,1,2,2-Tetrachloroethane	88		89		67-130	1		20
Benzene	92		94		70-130	2		25
Toluene	90		93		70-130	3		25
Ethylbenzene	87		89		70-130	2		20
Chloromethane	87		86		64-130	1		20
Bromomethane	67		71		39-139	6		20

Lab Control Sample Analysis
Batch Quality Control

Project Name: TROY MILLS LANDFILL SUPERFUND
Project Number: 04.0190987.09

Lab Number: L2017194
Report Date: 05/01/20

Parameter	LCS %Recovery	Qual	LCSD %Recovery	Qual	%Recovery Limits	RPD	Qual	RPD Limits
Volatile Organics by GC/MS - Westborough Lab Associated sample(s): 01-05 Batch: WG1365962-3 WG1365962-4								
Vinyl chloride	110		110		55-140	0		20
Chloroethane	98		100		55-138	2		20
1,1-Dichloroethene	95		96		61-145	1		25
trans-1,2-Dichloroethene	94		96		70-130	2		20
Trichloroethene	96		97		70-130	1		25
1,2-Dichlorobenzene	85		85		70-130	0		20
1,3-Dichlorobenzene	87		87		70-130	0		20
1,4-Dichlorobenzene	87		88		70-130	1		20
Methyl tert butyl ether	86		89		63-130	3		20
p/m-Xylene	90		90		70-130	0		20
o-Xylene	90		90		70-130	0		20
cis-1,2-Dichloroethene	95		97		70-130	2		20
Dibromomethane	92		95		70-130	3		20
1,2,3-Trichloropropane	84		88		64-130	5		20
Styrene	85		90		70-130	6		20
Dichlorodifluoromethane	140		140		36-147	0		20
Acetone	67		69		58-148	3		20
Carbon disulfide	91		91		51-130	0		20
2-Butanone	72		76		63-138	5		20
4-Methyl-2-pentanone	78		85		59-130	9		20
2-Hexanone	66		71		57-130	7		20
Bromochloromethane	100		100		70-130	0		20
Tetrahydrofuran	72		76		58-130	5		20

Lab Control Sample Analysis

Batch Quality Control

Project Name: TROY MILLS LANDFILL SUPERFUND

Project Number: 04.0190987.09

Lab Number: L2017194

Report Date: 05/01/20

Parameter	LCS %Recovery	Qual	LCSD %Recovery	Qual	%Recovery Limits	RPD	Qual	RPD Limits
Volatile Organics by GC/MS - Westborough Lab Associated sample(s): 01-05 Batch: WG1365962-3 WG1365962-4								
2,2-Dichloropropane	100		100		63-133	0		20
1,2-Dibromoethane	89		94		70-130	5		20
1,1,1,2-Tetrachloroethane	91		93		64-130	2		20
Bromobenzene	94		95		70-130	1		20
n-Butylbenzene	82		82		53-136	0		20
sec-Butylbenzene	83		83		70-130	0		20
tert-Butylbenzene	86		85		70-130	1		20
o-Chlorotoluene	86		85		70-130	1		20
p-Chlorotoluene	88		87		70-130	1		20
1,2-Dibromo-3-chloropropane	80		85		41-144	6		20
Hexachlorobutadiene	85		88		63-130	3		20
Isopropylbenzene	88		88		70-130	0		20
p-Isopropyltoluene	84		83		70-130	1		20
Naphthalene	**66**	Q	73		70-130	10		20
n-Propylbenzene	87		87		69-130	0		20
1,2,3-Trichlorobenzene	**67**	Q	74		70-130	10		20
1,2,4-Trichlorobenzene	79		79		70-130	0		20
1,3,5-Trimethylbenzene	86		85		64-130	1		20
1,3,5-Trichlorobenzene	84		84		70-130	0		20
1,2,4-Trimethylbenzene	85		84		70-130	1		20
Ethyl ether	89		89		59-134	0		20
Isopropyl Ether	80		83		70-130	4		20
Tert-Butyl Alcohol	80		94		70-130	16		20

Lab Control Sample Analysis

Batch Quality Control

Project Name: TROY MILLS LANDFILL SUPERFUND

Project Number: 04.0190987.09

Lab Number: L2017194

Report Date: 05/01/20

Parameter	LCS %Recovery	Qual	LCSD %Recovery	Qual	%Recovery Limits	RPD	Qual	RPD Limits
Volatile Organics by GC/MS - Westborough Lab Associated sample(s): 01-05 Batch: WG1365962-3 WG1365962-4								
Ethyl-Tert-Butyl-Ether	85		88		70-130	3		20
Tertiary-Amyl Methyl Ether	85		88		66-130	3		20
1,4-Dioxane	112		124		56-162	10		20

Surrogate	LCS %Recovery	Qual	LCSD %Recovery	Qual	Acceptance Criteria
1,2-Dichloroethane-d4	94		94		70-130
Toluene-d8	99		99		70-130
4-Bromofluorobenzene	102		100		70-130
Dibromofluoromethane	101		104		70-130

SEMIVOLATILES

Project Name: TROY MILLS LANDFILL SUPERFUND **Lab Number:** L2017194

Project Number: 04.0190987.09 **Report Date:** 05/01/20

SAMPLE RESULTS

Lab ID: L2017194-02
Client ID: TRY_MW-104S
Sample Location: TROY, NH

Date Collected: 04/22/20 11:10
Date Received: 04/24/20
Field Prep: Not Specified

Sample Depth:
Matrix: Water
Analytical Method: 1,8270D
Analytical Date: 04/29/20 14:16
Analyst: JG

Extraction Method: EPA 3510C
Extraction Date: 04/26/20 07:54

Parameter	Result	Qualifier	Units	RL	MDL	Dilution Factor
Semivolatile Organics by GC/MS - Westborough Lab						
Benzidine	ND		ug/l	20	--	1
1,2,4-Trichlorobenzene	ND		ug/l	5.0	--	1
Bis(2-chloroethyl)ether	ND		ug/l	2.0	--	1
1,2-Dichlorobenzene	ND		ug/l	2.0	--	1
1,3-Dichlorobenzene	ND		ug/l	2.0	--	1
1,4-Dichlorobenzene	ND		ug/l	2.0	--	1
3,3'-Dichlorobenzidine	ND		ug/l	5.0	--	1
2,4-Dinitrotoluene	ND		ug/l	5.0	--	1
2,6-Dinitrotoluene	ND		ug/l	5.0	--	1
Azobenzene	ND		ug/l	2.0	--	1
4-Chlorophenyl phenyl ether	ND		ug/l	2.0	--	1
4-Bromophenyl phenyl ether	ND		ug/l	2.0	--	1
Bis(2-chloroisopropyl)ether	ND		ug/l	2.0	--	1
Bis(2-chloroethoxy)methane	ND		ug/l	5.0	--	1
Hexachlorocyclopentadiene	ND		ug/l	20	--	1
Isophorone	ND		ug/l	5.0	--	1
Nitrobenzene	ND		ug/l	2.0	--	1
NDPA/DPA	ND		ug/l	2.0	--	1
n-Nitrosodi-n-propylamine	ND		ug/l	5.0	--	1
Bis(2-ethylhexyl)phthalate	ND		ug/l	3.0	--	1
Butyl benzyl phthalate	ND		ug/l	5.0	--	1
Di-n-butylphthalate	ND		ug/l	5.0	--	1
Di-n-octylphthalate	ND		ug/l	5.0	--	1
Diethyl phthalate	ND		ug/l	5.0	--	1
Dimethyl phthalate	ND		ug/l	5.0	--	1
Biphenyl	ND		ug/l	2.0	--	1
Aniline	ND		ug/l	2.0	--	1
4-Chloroaniline	ND		ug/l	5.0	--	1

Project Name: TROY MILLS LANDFILL SUPERFUND **Lab Number:** L2017194

Project Number: 04.0190987.09 **Report Date:** 05/01/20

SAMPLE RESULTS

Lab ID: L2017194-02 Date Collected: 04/22/20 11:10

Client ID: TRY_MW-104S Date Received: 04/24/20

Sample Location: TROY, NH Field Prep: Not Specified

Sample Depth:

Parameter	Result	Qualifier	Units	RL	MDL	Dilution Factor
Semivolatile Organics by GC/MS - Westborough Lab						
2-Nitroaniline	ND		ug/l	5.0	--	1
3-Nitroaniline	ND		ug/l	5.0	--	1
4-Nitroaniline	ND		ug/l	5.0	--	1
Dibenzofuran	ND		ug/l	2.0	--	1
n-Nitrosodimethylamine	ND		ug/l	2.0	--	1
2,4,6-Trichlorophenol	ND		ug/l	5.0	--	1
p-Chloro-m-cresol	ND		ug/l	2.0	--	1
2-Chlorophenol	ND		ug/l	2.0	--	1
2,4-Dichlorophenol	ND		ug/l	5.0	--	1
2,4-Dimethylphenol	ND		ug/l	5.0	--	1
2-Nitrophenol	ND		ug/l	10	--	1
4-Nitrophenol	ND		ug/l	10	--	1
2,4-Dinitrophenol	ND		ug/l	20	--	1
4,6-Dinitro-o-cresol	ND		ug/l	10	--	1
Phenol	ND		ug/l	5.0	--	1
2-Methylphenol	ND		ug/l	5.0	--	1
3-Methylphenol/4-Methylphenol	ND		ug/l	5.0	--	1
2,4,5-Trichlorophenol	ND		ug/l	5.0	--	1
Benzoic Acid	ND		ug/l	50	--	1
Benzyl Alcohol	ND		ug/l	2.0	--	1
Carbazole	ND		ug/l	2.0	--	1
Pyridine	ND		ug/l	3.5	--	1

Surrogate	% Recovery	Qualifier	Acceptance Criteria
2-Fluorophenol	48		21-120
Phenol-d6	48		10-120
Nitrobenzene-d5	70		23-120
2-Fluorobiphenyl	64		15-120
2,4,6-Tribromophenol	56		10-120
4-Terphenyl-d14	87		41-149

Project Name: TROY MILLS LANDFILL SUPERFUND **Lab Number:** L2017194

Project Number: 04.0190987.09 **Report Date:** 05/01/20

SAMPLE RESULTS

Lab ID: L2017194-02
Client ID: TRY_MW-104S
Sample Location: TROY, NH

Date Collected: 04/22/20 11:10
Date Received: 04/24/20
Field Prep: Not Specified

Sample Depth:
Matrix: Water
Analytical Method: 1,8270D-SIM
Analytical Date: 04/28/20 12:04
Analyst: JJW

Extraction Method: EPA 3510C
Extraction Date: 04/26/20 07:56

Parameter	Result	Qualifier	Units	RL	MDL	Dilution Factor
Semivolatile Organics by GC/MS-SIM - Westborough Lab						
Acenaphthene	ND		ug/l	0.10	--	1
2-Chloronaphthalene	ND		ug/l	0.20	--	1
Fluoranthene	ND		ug/l	0.10	--	1
Hexachlorobutadiene	ND		ug/l	0.50	--	1
Naphthalene	ND		ug/l	0.10	--	1
Benzo(a)anthracene	ND		ug/l	0.10	--	1
Benzo(a)pyrene	ND		ug/l	0.10	--	1
Benzo(b)fluoranthene	ND		ug/l	0.10	--	1
Benzo(k)fluoranthene	ND		ug/l	0.10	--	1
Chrysene	ND		ug/l	0.10	--	1
Acenaphthylene	ND		ug/l	0.10	--	1
Anthracene	ND		ug/l	0.10	--	1
Benzo(ghi)perylene	ND		ug/l	0.10	--	1
Fluorene	ND		ug/l	0.10	--	1
Phenanthrene	ND		ug/l	0.10	--	1
Dibenzo(a,h)anthracene	ND		ug/l	0.10	--	1
Indeno(1,2,3-cd)pyrene	ND		ug/l	0.10	--	1
Pyrene	ND		ug/l	0.10	--	1
1-Methylnaphthalene	ND		ug/l	0.10	--	1
2-Methylnaphthalene	ND		ug/l	0.10	--	1
Pentachlorophenol	ND		ug/l	0.80	--	1
Hexachlorobenzene	ND		ug/l	0.80	--	1
Hexachloroethane	ND		ug/l	0.80	--	1

Project Name: TROY MILLS LANDFILL SUPERFUND **Lab Number:** L2017194

Project Number: 04.0190987.09 **Report Date:** 05/01/20

SAMPLE RESULTS

Lab ID: L2017194-02 Date Collected: 04/22/20 11:10

Client ID: TRY_MW-104S Date Received: 04/24/20

Sample Location: TROY, NH Field Prep: Not Specified

Sample Depth:

Parameter	Result	Qualifier	Units	RL	MDL	Dilution Factor
Semivolatile Organics by GC/MS-SIM - Westborough Lab						

Surrogate	% Recovery	Qualifier	Acceptance Criteria
2-Fluorophenol	50		21-120
Phenol-d6	46		10-120
Nitrobenzene-d5	64		23-120
2-Fluorobiphenyl	64		15-120
2,4,6-Tribromophenol	91		10-120
4-Terphenyl-d14	95		41-149

Project Name: TROY MILLS LANDFILL SUPERFUND
Lab Number: L2017194
Project Number: 04.0190987.09
Report Date: 05/01/20

SAMPLE RESULTS

Lab ID: L2017194-02
Client ID: TRY_MW-104S
Sample Location: TROY, NH

Date Collected: 04/22/20 11:10
Date Received: 04/24/20
Field Prep: Not Specified

Sample Depth:
Matrix: Water
Analytical Method: 1,8270D-SIM
Analytical Date: 04/30/20 23:53
Analyst: PS

Extraction Method: EPA 3510C
Extraction Date: 04/27/20 21:00

Parameter	Result	Qualifier	Units	RL	MDL	Dilution Factor
1,4 Dioxane by 8270D-SIM - Mansfield Lab						
1,4-Dioxane	0.188		ug/l	0.156	--	1

Surrogate	% Recovery	Qualifier	Acceptance Criteria
1,4-Dioxane-d8	56		15-110

Project Name: TROY MILLS LANDFILL SUPERFUND **Lab Number:** L2017194

Project Number: 04.0190987.09 **Report Date:** 05/01/20

SAMPLE RESULTS

Lab ID: L2017194-03
Client ID: TRY_MW-C6S
Sample Location: TROY, NH

Date Collected: 04/22/20 14:35
Date Received: 04/24/20
Field Prep: Not Specified

Sample Depth:
Matrix: Water
Analytical Method: 1,8270D
Analytical Date: 04/29/20 14:39
Analyst: JG

Extraction Method: EPA 3510C
Extraction Date: 04/26/20 07:54

Parameter	Result	Qualifier	Units	RL	MDL	Dilution Factor
Semivolatile Organics by GC/MS - Westborough Lab						
Benzidine	ND		ug/l	20	--	1
1,2,4-Trichlorobenzene	ND		ug/l	5.0	--	1
Bis(2-chloroethyl)ether	ND		ug/l	2.0	--	1
1,2-Dichlorobenzene	ND		ug/l	2.0	--	1
1,3-Dichlorobenzene	ND		ug/l	2.0	--	1
1,4-Dichlorobenzene	ND		ug/l	2.0	--	1
3,3'-Dichlorobenzidine	ND		ug/l	5.0	--	1
2,4-Dinitrotoluene	ND		ug/l	5.0	--	1
2,6-Dinitrotoluene	ND		ug/l	5.0	--	1
Azobenzene	ND		ug/l	2.0	--	1
4-Chlorophenyl phenyl ether	ND		ug/l	2.0	--	1
4-Bromophenyl phenyl ether	ND		ug/l	2.0	--	1
Bis(2-chloroisopropyl)ether	ND		ug/l	2.0	--	1
Bis(2-chloroethoxy)methane	ND		ug/l	5.0	--	1
Hexachlorocyclopentadiene	ND		ug/l	20	--	1
Isophorone	ND		ug/l	5.0	--	1
Nitrobenzene	ND		ug/l	2.0	--	1
NDPA/DPA	ND		ug/l	2.0	--	1
n-Nitrosodi-n-propylamine	ND		ug/l	5.0	--	1
Bis(2-ethylhexyl)phthalate	ND		ug/l	3.0	--	1
Butyl benzyl phthalate	ND		ug/l	5.0	--	1
Di-n-butylphthalate	ND		ug/l	5.0	--	1
Di-n-octylphthalate	ND		ug/l	5.0	--	1
Diethyl phthalate	ND		ug/l	5.0	--	1
Dimethyl phthalate	ND		ug/l	5.0	--	1
Biphenyl	ND		ug/l	2.0	--	1
Aniline	ND		ug/l	2.0	--	1
4-Chloroaniline	ND		ug/l	5.0	--	1

Project Name: TROY MILLS LANDFILL SUPERFUND **Lab Number:** L2017194

Project Number: 04.0190987.09 **Report Date:** 05/01/20

SAMPLE RESULTS

Lab ID: L2017194-03 Date Collected: 04/22/20 14:35

Client ID: TRY_MW-C6S Date Received: 04/24/20

Sample Location: TROY, NH Field Prep: Not Specified

Sample Depth:

Parameter	Result	Qualifier	Units	RL	MDL	Dilution Factor
Semivolatile Organics by GC/MS - Westborough Lab						
2-Nitroaniline	ND		ug/l	5.0	--	1
3-Nitroaniline	ND		ug/l	5.0	--	1
4-Nitroaniline	ND		ug/l	5.0	--	1
Dibenzofuran	ND		ug/l	2.0	--	1
n-Nitrosodimethylamine	ND		ug/l	2.0	--	1
2,4,6-Trichlorophenol	ND		ug/l	5.0	--	1
p-Chloro-m-cresol	ND		ug/l	2.0	--	1
2-Chlorophenol	ND		ug/l	2.0	--	1
2,4-Dichlorophenol	ND		ug/l	5.0	--	1
2,4-Dimethylphenol	ND		ug/l	5.0	--	1
2-Nitrophenol	ND		ug/l	10	--	1
4-Nitrophenol	ND		ug/l	10	--	1
2,4-Dinitrophenol	ND		ug/l	20	--	1
4,6-Dinitro-o-cresol	ND		ug/l	10	--	1
Phenol	ND		ug/l	5.0	--	1
2-Methylphenol	ND		ug/l	5.0	--	1
3-Methylphenol/4-Methylphenol	ND		ug/l	5.0	--	1
2,4,5-Trichlorophenol	ND		ug/l	5.0	--	1
Benzoic Acid	ND		ug/l	50	--	1
Benzyl Alcohol	ND		ug/l	2.0	--	1
Carbazole	ND		ug/l	2.0	--	1
Pyridine	ND		ug/l	3.5	--	1

Surrogate	% Recovery	Qualifier	Acceptance Criteria
2-Fluorophenol	62		21-120
Phenol-d6	55		10-120
Nitrobenzene-d5	76		23-120
2-Fluorobiphenyl	64		15-120
2,4,6-Tribromophenol	55		10-120
4-Terphenyl-d14	73		41-149

Project Name: TROY MILLS LANDFILL SUPERFUND **Lab Number:** L2017194

Project Number: 04.0190987.09 **Report Date:** 05/01/20

SAMPLE RESULTS

Lab ID: L2017194-03
Client ID: TRY_MW-C6S
Sample Location: TROY, NH

Date Collected: 04/22/20 14:35
Date Received: 04/24/20
Field Prep: Not Specified

Sample Depth:
Matrix: Water
Analytical Method: 1,8270D-SIM
Analytical Date: 04/28/20 12:20
Analyst: JJW

Extraction Method: EPA 3510C
Extraction Date: 04/26/20 07:56

Parameter	Result	Qualifier	Units	RL	MDL	Dilution Factor
Semivolatile Organics by GC/MS-SIM - Westborough Lab						
Acenaphthene	ND		ug/l	0.10	--	1
2-Chloronaphthalene	ND		ug/l	0.20	--	1
Fluoranthene	ND		ug/l	0.10	--	1
Hexachlorobutadiene	ND		ug/l	0.50	--	1
Naphthalene	ND		ug/l	0.10	--	1
Benzo(a)anthracene	ND		ug/l	0.10	--	1
Benzo(a)pyrene	ND		ug/l	0.10	--	1
Benzo(b)fluoranthene	ND		ug/l	0.10	--	1
Benzo(k)fluoranthene	ND		ug/l	0.10	--	1
Chrysene	ND		ug/l	0.10	--	1
Acenaphthylene	ND		ug/l	0.10	--	1
Anthracene	ND		ug/l	0.10	--	1
Benzo(ghi)perylene	ND		ug/l	0.10	--	1
Fluorene	ND		ug/l	0.10	--	1
Phenanthrene	ND		ug/l	0.10	--	1
Dibenzo(a,h)anthracene	ND		ug/l	0.10	--	1
Indeno(1,2,3-cd)pyrene	ND		ug/l	0.10	--	1
Pyrene	ND		ug/l	0.10	--	1
1-Methylnaphthalene	ND		ug/l	0.10	--	1
2-Methylnaphthalene	ND		ug/l	0.10	--	1
Pentachlorophenol	ND		ug/l	0.80	--	1
Hexachlorobenzene	ND		ug/l	0.80	--	1
Hexachloroethane	ND		ug/l	0.80	--	1

Project Name: TROY MILLS LANDFILL SUPERFUND **Lab Number:** L2017194

Project Number: 04.0190987.09 **Report Date:** 05/01/20

SAMPLE RESULTS

Lab ID: L2017194-03 Date Collected: 04/22/20 14:35

Client ID: TRY_MW-C6S Date Received: 04/24/20

Sample Location: TROY, NH Field Prep: Not Specified

Sample Depth:

Parameter	Result	Qualifier	Units	RL	MDL	Dilution Factor

Semivolatile Organics by GC/MS-SIM - Westborough Lab

Surrogate	% Recovery	Qualifier	Acceptance Criteria
2-Fluorophenol	59		21-120
Phenol-d6	51		10-120
Nitrobenzene-d5	71		23-120
2-Fluorobiphenyl	65		15-120
2,4,6-Tribromophenol	84		10-120
4-Terphenyl-d14	80		41-149

Project Name: TROY MILLS LANDFILL SUPERFUND
Lab Number: L2017194
Project Number: 04.0190987.09
Report Date: 05/01/20

SAMPLE RESULTS

Lab ID: L2017194-03
Client ID: TRY_MW-C6S
Sample Location: TROY, NH

Date Collected: 04/22/20 14:35
Date Received: 04/24/20
Field Prep: Not Specified

Sample Depth:
Matrix: Water
Analytical Method: 1,8270D-SIM
Analytical Date: 05/01/20 00:17
Analyst: PS

Extraction Method: EPA 3510C
Extraction Date: 04/27/20 21:00

Parameter	Result	Qualifier	Units	RL	MDL	Dilution Factor
1,4 Dioxane by 8270D-SIM - Mansfield Lab						
1,4-Dioxane	ND		ug/l	0.139	--	1

Surrogate	% Recovery	Qualifier	Acceptance Criteria
1,4-Dioxane-d8	53		15-110

Project Name: TROY MILLS LANDFILL SUPERFUND
Lab Number: L2017194
Project Number: 04.0190987.09
Report Date: 05/01/20

SAMPLE RESULTS

Lab ID: L2017194-04
Client ID: TRY_MW-C6S DUP
Sample Location: TROY, NH

Date Collected: 04/22/20 14:35
Date Received: 04/24/20
Field Prep: Not Specified

Sample Depth:
Matrix: Water
Analytical Method: 1,8270D-SIM
Analytical Date: 05/01/20 00:41
Analyst: PS

Extraction Method: EPA 3510C
Extraction Date: 04/27/20 21:00

Parameter	Result	Qualifier	Units	RL	MDL	Dilution Factor
1,4 Dioxane by 8270D-SIM - Mansfield Lab						
1,4-Dioxane	ND		ug/l	0.139	--	1

Surrogate	% Recovery	Qualifier	Acceptance Criteria
1,4-Dioxane-d8	52		15-110

Project Name: TROY MILLS LANDFILL SUPERFUND **Lab Number:** L2017194

Project Number: 04.0190987.09 **Report Date:** 05/01/20

SAMPLE RESULTS

Lab ID: L2017194-05
Client ID: TRY_MW-C6D
Sample Location: TROY, NH

Date Collected: 04/22/20 12:35
Date Received: 04/24/20
Field Prep: Not Specified

Sample Depth:
Matrix: Water
Analytical Method: 1,8270D
Analytical Date: 04/29/20 15:03
Analyst: JG

Extraction Method: EPA 3510C
Extraction Date: 04/26/20 07:54

Parameter	Result	Qualifier	Units	RL	MDL	Dilution Factor
Semivolatile Organics by GC/MS - Westborough Lab						
Benzidine	ND		ug/l	20	--	1
1,2,4-Trichlorobenzene	ND		ug/l	5.0	--	1
Bis(2-chloroethyl)ether	ND		ug/l	2.0	--	1
1,2-Dichlorobenzene	ND		ug/l	2.0	--	1
1,3-Dichlorobenzene	ND		ug/l	2.0	--	1
1,4-Dichlorobenzene	ND		ug/l	2.0	--	1
3,3'-Dichlorobenzidine	ND		ug/l	5.0	--	1
2,4-Dinitrotoluene	ND		ug/l	5.0	--	1
2,6-Dinitrotoluene	ND		ug/l	5.0	--	1
Azobenzene	ND		ug/l	2.0	--	1
4-Chlorophenyl phenyl ether	ND		ug/l	2.0	--	1
4-Bromophenyl phenyl ether	ND		ug/l	2.0	--	1
Bis(2-chloroisopropyl)ether	ND		ug/l	2.0	--	1
Bis(2-chloroethoxy)methane	ND		ug/l	5.0	--	1
Hexachlorocyclopentadiene	ND		ug/l	20	--	1
Isophorone	ND		ug/l	5.0	--	1
Nitrobenzene	ND		ug/l	2.0	--	1
NDPA/DPA	ND		ug/l	2.0	--	1
n-Nitrosodi-n-propylamine	ND		ug/l	5.0	--	1
Bis(2-ethylhexyl)phthalate	ND		ug/l	3.0	--	1
Butyl benzyl phthalate	ND		ug/l	5.0	--	1
Di-n-butylphthalate	ND		ug/l	5.0	--	1
Di-n-octylphthalate	ND		ug/l	5.0	--	1
Diethyl phthalate	ND		ug/l	5.0	--	1
Dimethyl phthalate	ND		ug/l	5.0	--	1
Biphenyl	ND		ug/l	2.0	--	1
Aniline	ND		ug/l	2.0	--	1
4-Chloroaniline	ND		ug/l	5.0	--	1

Project Name: TROY MILLS LANDFILL SUPERFUND **Lab Number:** L2017194

Project Number: 04.0190987.09 **Report Date:** 05/01/20

SAMPLE RESULTS

Lab ID: L2017194-05 Date Collected: 04/22/20 12:35

Client ID: TRY_MW-C6D Date Received: 04/24/20

Sample Location: TROY, NH Field Prep: Not Specified

Sample Depth:

Parameter	Result	Qualifier	Units	RL	MDL	Dilution Factor
Semivolatile Organics by GC/MS - Westborough Lab						
2-Nitroaniline	ND		ug/l	5.0	--	1
3-Nitroaniline	ND		ug/l	5.0	--	1
4-Nitroaniline	ND		ug/l	5.0	--	1
Dibenzofuran	ND		ug/l	2.0	--	1
n-Nitrosodimethylamine	ND		ug/l	2.0	--	1
2,4,6-Trichlorophenol	ND		ug/l	5.0	--	1
p-Chloro-m-cresol	ND		ug/l	2.0	--	1
2-Chlorophenol	ND		ug/l	2.0	--	1
2,4-Dichlorophenol	ND		ug/l	5.0	--	1
2,4-Dimethylphenol	ND		ug/l	5.0	--	1
2-Nitrophenol	ND		ug/l	10	--	1
4-Nitrophenol	ND		ug/l	10	--	1
2,4-Dinitrophenol	ND		ug/l	20	--	1
4,6-Dinitro-o-cresol	ND		ug/l	10	--	1
Phenol	ND		ug/l	5.0	--	1
2-Methylphenol	ND		ug/l	5.0	--	1
3-Methylphenol/4-Methylphenol	ND		ug/l	5.0	--	1
2,4,5-Trichlorophenol	ND		ug/l	5.0	--	1
Benzoic Acid	ND		ug/l	50	--	1
Benzyl Alcohol	ND		ug/l	2.0	--	1
Carbazole	ND		ug/l	2.0	--	1
Pyridine	ND		ug/l	3.5	--	1

Surrogate	% Recovery	Qualifier	Acceptance Criteria
2-Fluorophenol	29		21-120
Phenol-d6	32		10-120
Nitrobenzene-d5	57		23-120
2-Fluorobiphenyl	53		15-120
2,4,6-Tribromophenol	21		10-120
4-Terphenyl-d14	71		41-149

Project Name: TROY MILLS LANDFILL SUPERFUND **Lab Number:** L2017194

Project Number: 04.0190987.09 **Report Date:** 05/01/20

SAMPLE RESULTS

Lab ID: L2017194-05
Client ID: TRY_MW-C6D
Sample Location: TROY, NH

Date Collected: 04/22/20 12:35
Date Received: 04/24/20
Field Prep: Not Specified

Sample Depth:
Matrix: Water
Analytical Method: 1,8270D-SIM
Analytical Date: 04/28/20 12:37
Analyst: JJW

Extraction Method: EPA 3510C
Extraction Date: 04/26/20 07:56

Parameter	Result	Qualifier	Units	RL	MDL	Dilution Factor
Semivolatile Organics by GC/MS-SIM - Westborough Lab						
Acenaphthene	ND		ug/l	0.10	--	1
2-Chloronaphthalene	ND		ug/l	0.20	--	1
Fluoranthene	ND		ug/l	0.10	--	1
Hexachlorobutadiene	ND		ug/l	0.50	--	1
Naphthalene	ND		ug/l	0.10	--	1
Benzo(a)anthracene	ND		ug/l	0.10	--	1
Benzo(a)pyrene	ND		ug/l	0.10	--	1
Benzo(b)fluoranthene	ND		ug/l	0.10	--	1
Benzo(k)fluoranthene	ND		ug/l	0.10	--	1
Chrysene	ND		ug/l	0.10	--	1
Acenaphthylene	ND		ug/l	0.10	--	1
Anthracene	ND		ug/l	0.10	--	1
Benzo(ghi)perylene	ND		ug/l	0.10	--	1
Fluorene	ND		ug/l	0.10	--	1
Phenanthrene	ND		ug/l	0.10	--	1
Dibenzo(a,h)anthracene	ND		ug/l	0.10	--	1
Indeno(1,2,3-cd)pyrene	ND		ug/l	0.10	--	1
Pyrene	ND		ug/l	0.10	--	1
1-Methylnaphthalene	ND		ug/l	0.10	--	1
2-Methylnaphthalene	ND		ug/l	0.10	--	1
Pentachlorophenol	ND		ug/l	0.80	--	1
Hexachlorobenzene	ND		ug/l	0.80	--	1
Hexachloroethane	ND		ug/l	0.80	--	1

Project Name: TROY MILLS LANDFILL SUPERFUND **Lab Number:** L2017194

Project Number: 04.0190987.09 **Report Date:** 05/01/20

SAMPLE RESULTS

Lab ID: L2017194-05 Date Collected: 04/22/20 12:35

Client ID: TRY_MW-C6D Date Received: 04/24/20

Sample Location: TROY, NH Field Prep: Not Specified

Sample Depth:

Parameter	Result	Qualifier	Units	RL	MDL	Dilution Factor
Semivolatile Organics by GC/MS-SIM - Westborough Lab						

Surrogate	% Recovery	Qualifier	Acceptance Criteria
2-Fluorophenol	37		21-120
Phenol-d6	37		10-120
Nitrobenzene-d5	58		23-120
2-Fluorobiphenyl	56		15-120
2,4,6-Tribromophenol	50		10-120
4-Terphenyl-d14	83		41-149

Project Name: TROY MILLS LANDFILL SUPERFUND
Lab Number: L2017194
Project Number: 04.0190987.09
Report Date: 05/01/20

SAMPLE RESULTS

Lab ID: L2017194-05
Client ID: TRY_MW-C6D
Sample Location: TROY, NH

Date Collected: 04/22/20 12:35
Date Received: 04/24/20
Field Prep: Not Specified

Sample Depth:
Matrix: Water
Analytical Method: 1,8270D-SIM
Analytical Date: 05/01/20 01:06
Analyst: PS

Extraction Method: EPA 3510C
Extraction Date: 04/27/20 21:00

Parameter	Result	Qualifier	Units	RL	MDL	Dilution Factor
1,4 Dioxane by 8270D-SIM - Mansfield Lab						
1,4-Dioxane	0.893		ug/l	0.139	--	1

Surrogate	% Recovery	Qualifier	Acceptance Criteria
1,4-Dioxane-d8	54		15-110

Project Name: TROY MILLS LANDFILL SUPERFUND **Lab Number:** L2017194

Project Number: 04.0190987.09 **Report Date:** 05/01/20

Method Blank Analysis
Batch Quality Control

Analytical Method: 1,8270D
Analytical Date: 04/28/20 14:50
Analyst: SZ

Extraction Method: EPA 3510C
Extraction Date: 04/26/20 07:54

Parameter	Result	Qualifier	Units	RL	MDL
Semivolatile Organics by GC/MS - Westborough Lab for sample(s): 02-03,05 Batch: WG1364634-1					
Acenaphthene	ND		ug/l	2.0	--
Benzidine	ND		ug/l	20	--
1,2,4-Trichlorobenzene	ND		ug/l	5.0	--
Hexachlorobenzene	ND		ug/l	2.0	--
Bis(2-chloroethyl)ether	ND		ug/l	2.0	--
2-Chloronaphthalene	ND		ug/l	2.0	--
1,2-Dichlorobenzene	ND		ug/l	2.0	--
1,3-Dichlorobenzene	ND		ug/l	2.0	--
1,4-Dichlorobenzene	ND		ug/l	2.0	--
3,3'-Dichlorobenzidine	ND		ug/l	5.0	--
2,4-Dinitrotoluene	ND		ug/l	5.0	--
2,6-Dinitrotoluene	ND		ug/l	5.0	--
Azobenzene	ND		ug/l	2.0	--
Fluoranthene	ND		ug/l	2.0	--
4-Chlorophenyl phenyl ether	ND		ug/l	2.0	--
4-Bromophenyl phenyl ether	ND		ug/l	2.0	--
Bis(2-chloroisopropyl)ether	ND		ug/l	2.0	--
Bis(2-chloroethoxy)methane	ND		ug/l	5.0	--
Hexachlorobutadiene	ND		ug/l	2.0	--
Hexachlorocyclopentadiene	ND		ug/l	20	--
Hexachloroethane	ND		ug/l	2.0	--
Isophorone	ND		ug/l	5.0	--
Naphthalene	ND		ug/l	2.0	--
Nitrobenzene	ND		ug/l	2.0	--
NDPA/DPA	ND		ug/l	2.0	--
n-Nitrosodi-n-propylamine	ND		ug/l	5.0	--
Bis(2-ethylhexyl)phthalate	ND		ug/l	3.0	--
Butyl benzyl phthalate	ND		ug/l	5.0	--
Di-n-butylphthalate	ND		ug/l	5.0	--

Project Name: TROY MILLS LANDFILL SUPERFUND **Lab Number:** L2017194

Project Number: 04.0190987.09 **Report Date:** 05/01/20

Method Blank Analysis
Batch Quality Control

Analytical Method: 1,8270D
Analytical Date: 04/28/20 14:50
Analyst: SZ

Extraction Method: EPA 3510C
Extraction Date: 04/26/20 07:54

Parameter	Result	Qualifier	Units	RL	MDL
Semivolatile Organics by GC/MS - Westborough Lab for sample(s): 02-03,05 Batch: WG1364634-1					
Di-n-octylphthalate	ND		ug/l	5.0	--
Diethyl phthalate	ND		ug/l	5.0	--
Dimethyl phthalate	ND		ug/l	5.0	--
Benzo(a)anthracene	ND		ug/l	2.0	--
Benzo(a)pyrene	ND		ug/l	2.0	--
Benzo(b)fluoranthene	ND		ug/l	2.0	--
Benzo(k)fluoranthene	ND		ug/l	2.0	--
Chrysene	ND		ug/l	2.0	--
Acenaphthylene	ND		ug/l	2.0	--
Anthracene	ND		ug/l	2.0	--
Benzo(ghi)perylene	ND		ug/l	2.0	--
Fluorene	ND		ug/l	2.0	--
Phenanthrene	ND		ug/l	2.0	--
Dibenzo(a,h)anthracene	ND		ug/l	2.0	--
Indeno(1,2,3-cd)pyrene	ND		ug/l	2.0	--
Pyrene	ND		ug/l	2.0	--
Biphenyl	ND		ug/l	2.0	--
Aniline	ND		ug/l	2.0	--
4-Chloroaniline	ND		ug/l	5.0	--
1-Methylnaphthalene	ND		ug/l	2.0	--
2-Nitroaniline	ND		ug/l	5.0	--
3-Nitroaniline	ND		ug/l	5.0	--
4-Nitroaniline	ND		ug/l	5.0	--
Dibenzofuran	ND		ug/l	2.0	--
2-Methylnaphthalene	ND		ug/l	2.0	--
n-Nitrosodimethylamine	ND		ug/l	2.0	--
2,4,6-Trichlorophenol	ND		ug/l	5.0	--
p-Chloro-m-cresol	ND		ug/l	2.0	--
2-Chlorophenol	ND		ug/l	2.0	--

Project Name: TROY MILLS LANDFILL SUPERFUND **Lab Number:** L2017194

Project Number: 04.0190987.09 **Report Date:** 05/01/20

Method Blank Analysis
Batch Quality Control

Analytical Method: 1,8270D
Analytical Date: 04/28/20 14:50
Analyst: SZ

Extraction Method: EPA 3510C
Extraction Date: 04/26/20 07:54

Parameter	Result	Qualifier	Units	RL	MDL
Semivolatile Organics by GC/MS - Westborough Lab for sample(s): 02-03,05 Batch: WG1364634-1					
2,4-Dichlorophenol	ND		ug/l	5.0	--
2,4-Dimethylphenol	ND		ug/l	5.0	--
2-Nitrophenol	ND		ug/l	10	--
4-Nitrophenol	ND		ug/l	10	--
2,4-Dinitrophenol	ND		ug/l	20	--
4,6-Dinitro-o-cresol	ND		ug/l	10	--
Pentachlorophenol	ND		ug/l	10	--
Phenol	ND		ug/l	5.0	--
2-Methylphenol	ND		ug/l	5.0	--
3-Methylphenol/4-Methylphenol	ND		ug/l	5.0	--
2,4,5-Trichlorophenol	ND		ug/l	5.0	--
Benzoic Acid	ND		ug/l	50	--
Benzyl Alcohol	ND		ug/l	2.0	--
Carbazole	ND		ug/l	2.0	--
Pyridine	ND		ug/l	3.5	--

Surrogate	%Recovery	Qualifier	Acceptance Criteria
2-Fluorophenol	**19**	Q	21-120
Phenol-d6	23		10-120
Nitrobenzene-d5	56		23-120
2-Fluorobiphenyl	56		15-120
2,4,6-Tribromophenol	11		10-120
4-Terphenyl-d14	83		41-149

Project Name: TROY MILLS LANDFILL SUPERFUND **Lab Number:** L2017194

Project Number: 04.0190987.09 **Report Date:** 05/01/20

Method Blank Analysis
Batch Quality Control

Analytical Method: 1,8270D-SIM
Analytical Date: 04/27/20 17:56
Analyst: DV

Extraction Method: EPA 3510C
Extraction Date: 04/26/20 07:56

Parameter	Result	Qualifier	Units	RL	MDL
Semivolatile Organics by GC/MS-SIM - Westborough Lab for sample(s): 02-03,05 Batch: WG1364635-1					
Acenaphthene	ND		ug/l	0.10	--
2-Chloronaphthalene	ND		ug/l	0.20	--
Fluoranthene	ND		ug/l	0.10	--
Hexachlorobutadiene	ND		ug/l	0.50	--
Naphthalene	ND		ug/l	0.10	--
Benzo(a)anthracene	ND		ug/l	0.10	--
Benzo(a)pyrene	ND		ug/l	0.10	--
Benzo(b)fluoranthene	ND		ug/l	0.10	--
Benzo(k)fluoranthene	ND		ug/l	0.10	--
Chrysene	ND		ug/l	0.10	--
Acenaphthylene	ND		ug/l	0.10	--
Anthracene	ND		ug/l	0.10	--
Benzo(ghi)perylene	ND		ug/l	0.10	--
Fluorene	ND		ug/l	0.10	--
Phenanthrene	ND		ug/l	0.10	--
Dibenzo(a,h)anthracene	ND		ug/l	0.10	--
Indeno(1,2,3-cd)pyrene	ND		ug/l	0.10	--
Pyrene	ND		ug/l	0.10	--
1-Methylnaphthalene	ND		ug/l	0.10	--
2-Methylnaphthalene	ND		ug/l	0.10	--
Pentachlorophenol	ND		ug/l	0.80	--
Hexachlorobenzene	ND		ug/l	0.80	--
Hexachloroethane	ND		ug/l	0.80	--

Project Name: TROY MILLS LANDFILL SUPERFUND
Project Number: 04.0190987.09
Lab Number: L2017194
Report Date: 05/01/20

Method Blank Analysis
Batch Quality Control

Analytical Method: 1,8270D-SIM
Analytical Date: 04/27/20 17:56
Analyst: DV

Extraction Method: EPA 3510C
Extraction Date: 04/26/20 07:56

Parameter	Result	Qualifier	Units	RL	MDL
Semivolatile Organics by GC/MS-SIM - Westborough Lab for sample(s): 02-03,05 Batch: WG1364635-1					

Surrogate	%Recovery	Qualifier	Acceptance Criteria
2-Fluorophenol	24		21-120
Phenol-d6	26		10-120
Nitrobenzene-d5	55		23-120
2-Fluorobiphenyl	56		15-120
2,4,6-Tribromophenol	33		10-120
4-Terphenyl-d14	86		41-149

Project Name: TROY MILLS LANDFILL SUPERFUND
Project Number: 04.0190987.09
Lab Number: L2017194
Report Date: 05/01/20

Method Blank Analysis
Batch Quality Control

Analytical Method: 1,8270D-SIM
Analytical Date: 04/30/20 17:09
Analyst: PS

Extraction Method: EPA 3510C
Extraction Date: 04/27/20 21:00

Parameter	Result	Qualifier	Units	RL	MDL
1,4 Dioxane by 8270D-SIM - Mansfield Lab for sample(s): 02-05 Batch: WG1365040-1					
1,4-Dioxane	ND		ug/l	0.150	--

Surrogate	%Recovery	Qualifier	Acceptance Criteria
1,4-Dioxane-d8	52		15-110

Lab Control Sample Analysis
Batch Quality Control

Project Name: TROY MILLS LANDFILL SUPERFUND
Project Number: 04.0190987.09

Lab Number: L2017194
Report Date: 05/01/20

Parameter	LCS %Recovery	Qual	LCSD %Recovery	Qual	%Recovery Limits	RPD	Qual	RPD Limits
Semivolatile Organics by GC/MS - Westborough Lab Associated sample(s): 02-03,05 Batch: WG1364634-2 WG1364634-3								
Acenaphthene	69		71		37-111	3		30
Benzidine	**0**	Q	**5**	Q	10-75	NC		30
1,2,4-Trichlorobenzene	61		65		39-98	6		30
Hexachlorobenzene	68		67		40-140	1		30
Bis(2-chloroethyl)ether	69		75		40-140	8		30
2-Chloronaphthalene	66		69		40-140	4		30
1,2-Dichlorobenzene	59		65		40-140	10		30
1,3-Dichlorobenzene	58		63		40-140	8		30
1,4-Dichlorobenzene	58		64		36-97	10		30
3,3'-Dichlorobenzidine	53		56		40-140	6		30
2,4-Dinitrotoluene	68		68		48-143	0		30
2,6-Dinitrotoluene	69		68		40-140	1		30
Azobenzene	81		80		40-140	1		30
Fluoranthene	79		76		40-140	4		30
4-Chlorophenyl phenyl ether	67		67		40-140	0		30
4-Bromophenyl phenyl ether	67		66		40-140	2		30
Bis(2-chloroisopropyl)ether	83		89		40-140	7		30
Bis(2-chloroethoxy)methane	74		78		40-140	5		30
Hexachlorobutadiene	57		59		40-140	3		30
Hexachlorocyclopentadiene	49		53		40-140	8		30
Hexachloroethane	60		68		40-140	13		30
Isophorone	77		82		40-140	6		30
Naphthalene	62		67		40-140	8		30

Lab Control Sample Analysis

Batch Quality Control

Project Name: TROY MILLS LANDFILL SUPERFUND

Project Number: 04.0190987.09

Lab Number: L2017194

Report Date: 05/01/20

Parameter	LCS %Recovery	Qual	LCSD %Recovery	Qual	%Recovery Limits	RPD	Qual	RPD Limits
Semivolatile Organics by GC/MS - Westborough Lab Associated sample(s): 02-03,05 Batch: WG1364634-2 WG1364634-3								
Nitrobenzene	73		79		40-140	8		30
NDPA/DPA	66		71		40-140	7		30
n-Nitrosodi-n-propylamine	78		83		29-132	6		30
Bis(2-ethylhexyl)phthalate	98		81		40-140	19		30
Butyl benzyl phthalate	91		80		40-140	13		30
Di-n-butylphthalate	82		78		40-140	5		30
Di-n-octylphthalate	92		79		40-140	15		30
Diethyl phthalate	80		76		40-140	5		30
Dimethyl phthalate	74		73		40-140	1		30
Benzo(a)anthracene	75		71		40-140	5		30
Benzo(a)pyrene	78		72		40-140	8		30
Benzo(b)fluoranthene	81		76		40-140	6		30
Benzo(k)fluoranthene	75		70		40-140	7		30
Chrysene	80		74		40-140	8		30
Acenaphthylene	68		71		45-123	4		30
Anthracene	75		75		40-140	0		30
Benzo(ghi)perylene	75		71		40-140	5		30
Fluorene	71		72		40-140	1		30
Phenanthrene	72		74		40-140	3		30
Dibenzo(a,h)anthracene	76		73		40-140	4		30
Indeno(1,2,3-cd)pyrene	74		69		40-140	7		30
Pyrene	77		73		26-127	5		30
Biphenyl	70		73		40-140	4		30

Lab Control Sample Analysis

Batch Quality Control

Project Name: TROY MILLS LANDFILL SUPERFUND

Project Number: 04.0190987.09

Lab Number: L2017194

Report Date: 05/01/20

Parameter	LCS %Recovery	Qual	LCSD %Recovery	Qual	%Recovery Limits	RPD	Qual	RPD Limits
Semivolatile Organics by GC/MS - Westborough Lab Associated sample(s): 02-03,05 Batch: WG1364634-2 WG1364634-3								
Aniline	**27**	Q	40		40-140	**39**	Q	30
4-Chloroaniline	58		65		40-140	11		30
1-Methylnaphthalene	64		70		41-103	9		30
2-Nitroaniline	68		69		52-143	1		30
3-Nitroaniline	61		61		25-145	0		30
4-Nitroaniline	63		62		51-143	2		30
Dibenzofuran	68		70		40-140	3		30
2-Methylnaphthalene	64		67		40-140	5		30
n-Nitrosodimethylamine	48		49		22-74	2		30
2,4,6-Trichlorophenol	61		62		30-130	2		30
p-Chloro-m-cresol	70		73		23-97	4		30
2-Chlorophenol	62		67		27-123	8		30
2,4-Dichlorophenol	66		70		30-130	6		30
2,4-Dimethylphenol	**19**	Q	38		30-130	**67**	Q	30
2-Nitrophenol	65		71		30-130	9		30
4-Nitrophenol	80		75		10-80	6		30
2,4-Dinitrophenol	62		66		20-130	6		30
4,6-Dinitro-o-cresol	77		73		20-164	5		30
Pentachlorophenol	52		41		9-103	24		30
Phenol	47		48		12-110	2		30
2-Methylphenol	53		60		30-130	12		30
3-Methylphenol/4-Methylphenol	63		70		30-130	11		30
2,4,5-Trichlorophenol	68		67		30-130	1		30

Lab Control Sample Analysis

Batch Quality Control

Project Name: TROY MILLS LANDFILL SUPERFUND

Project Number: 04.0190987.09

Lab Number: L2017194

Report Date: 05/01/20

Parameter	LCS %Recovery	Qual	LCSD %Recovery	Qual	%Recovery Limits	RPD	Qual	RPD Limits
Semivolatile Organics by GC/MS - Westborough Lab Associated sample(s): 02-03,05 Batch: WG1364634-2 WG1364634-3								
Benzoic Acid	**0**	Q	**0**	Q	10-164	NC		30
Benzyl Alcohol	63		63		26-116	0		30
Carbazole	79		76		55-144	4		30
Pyridine	21		44		10-66	**71**	Q	30

Surrogate	LCS %Recovery	Qual	LCSD %Recovery	Qual	Acceptance Criteria
2-Fluorophenol	49		52		21-120
Phenol-d6	46		47		10-120
Nitrobenzene-d5	65		72		23-120
2-Fluorobiphenyl	58		61		15-120
2,4,6-Tribromophenol	55		60		10-120
4-Terphenyl-d14	74		72		41-149

Lab Control Sample Analysis
Batch Quality Control

Project Name: TROY MILLS LANDFILL SUPERFUND
Project Number: 04.0190987.09

Lab Number: L2017194
Report Date: 05/01/20

Parameter	LCS %Recovery	Qual	LCSD %Recovery	Qual	%Recovery Limits	RPD	Qual	RPD Limits
Semivolatile Organics by GC/MS-SIM - Westborough Lab Associated sample(s): 02-03,05 Batch: WG1364635-2 WG1364635-3								
Acenaphthene	63		69		40-140	9		40
2-Chloronaphthalene	63		68		40-140	8		40
Fluoranthene	71		78		40-140	9		40
Hexachlorobutadiene	58		62		40-140	7		40
Naphthalene	58		63		40-140	8		40
Benzo(a)anthracene	73		80		40-140	9		40
Benzo(a)pyrene	77		84		40-140	9		40
Benzo(b)fluoranthene	84		88		40-140	5		40
Benzo(k)fluoranthene	71		80		40-140	12		40
Chrysene	68		74		40-140	8		40
Acenaphthylene	64		68		40-140	6		40
Anthracene	66		73		40-140	10		40
Benzo(ghi)perylene	68		74		40-140	8		40
Fluorene	67		72		40-140	7		40
Phenanthrene	65		71		40-140	9		40
Dibenzo(a,h)anthracene	72		79		40-140	9		40
Indeno(1,2,3-cd)pyrene	79		86		40-140	8		40
Pyrene	69		76		40-140	10		40
1-Methylnaphthalene	62		67		40-140	8		40
2-Methylnaphthalene	62		67		40-140	8		40
Pentachlorophenol	44		**36**	Q	40-140	20		40
Hexachlorobenzene	71		78		40-140	9		40
Hexachloroethane	57		63		40-140	10		40

Lab Control Sample Analysis

Batch Quality Control

Project Name: TROY MILLS LANDFILL SUPERFUND

Project Number: 04.0190987.09

Lab Number: L2017194

Report Date: 05/01/20

Parameter	LCS %Recovery	Qual	LCSD %Recovery	Qual	%Recovery Limits	RPD	Qual	RPD Limits
Semivolatile Organics by GC/MS-SIM - Westborough Lab Associated sample(s): 02-03,05 Batch: WG1364635-2 WG1364635-3								

Surrogate	LCS %Recovery	Qual	LCSD %Recovery	Qual	Acceptance Criteria
2-Fluorophenol	48		50		21-120
Phenol-d6	42		44		10-120
Nitrobenzene-d5	68		74		23-120
2-Fluorobiphenyl	76		68		15-120
2,4,6-Tribromophenol	78		70		10-120
4-Terphenyl-d14	82		92		41-149

Lab Control Sample Analysis

Batch Quality Control

Project Name: TROY MILLS LANDFILL SUPERFUND

Project Number: 04.0190987.09

Lab Number: L2017194

Report Date: 05/01/20

Parameter	LCS %Recovery	Qual	LCSD %Recovery	Qual	%Recovery Limits	RPD	Qual	RPD Limits
1,4 Dioxane by 8270D-SIM - Mansfield Lab	Associated sample(s): 02-05		Batch: WG1365040-2		WG1365040-3			
1,4-Dioxane	114		112		40-140	2		30

Surrogate	LCS %Recovery	Qual	LCSD %Recovery	Qual	Acceptance Criteria
1,4-Dioxane-d8	52		52		15-110

METALS

Project Name: TROY MILLS LANDFILL SUPERFUND
Lab Number: L2017194
Project Number: 04.0190987.09
Report Date: 05/01/20

SAMPLE RESULTS

Lab ID: L2017194-02
Client ID: TRY_MW-104S
Sample Location: TROY, NH
Date Collected: 04/22/20 11:10
Date Received: 04/24/20
Field Prep: Not Specified

Sample Depth:
Matrix: Water

Parameter	Result	Qualifier	Units	RL	MDL	Dilution Factor	Date Prepared	Date Analyzed	Prep Method	Analytical Method	Analyst
Total Metals - Mansfield Lab											
Arsenic, Total	0.00181		mg/l	0.00050	--	1	04/27/20 18:32	04/28/20 18:54	EPA 3005A	1,6020B	AM
Manganese, Total	12.79		mg/l	0.05000	--	50	04/27/20 18:32	04/29/20 11:20	EPA 3005A	1,6020B	AM

Project Name: TROY MILLS LANDFILL SUPERFUND
Lab Number: L2017194
Project Number: 04.0190987.09
Report Date: 05/01/20

SAMPLE RESULTS

Lab ID: L2017194-03
Client ID: TRY_MW-C6S
Sample Location: TROY, NH
Date Collected: 04/22/20 14:35
Date Received: 04/24/20
Field Prep: Not Specified

Sample Depth:
Matrix: Water

Parameter	Result	Qualifier	Units	RL	MDL	Dilution Factor	Date Prepared	Date Analyzed	Prep Method	Analytical Method	Analyst
Total Metals - Mansfield Lab											
Arsenic, Total	ND		mg/l	0.00050	--	1	04/27/20 18:32	04/28/20 19:00	EPA 3005A	1,6020B	AM
Manganese, Total	8.566		mg/l	0.00100	--	1	04/27/20 18:32	04/28/20 19:00	EPA 3005A	1,6020B	AM

Project Name: TROY MILLS LANDFILL SUPERFUND
Lab Number: L2017194
Project Number: 04.0190987.09
Report Date: 05/01/20

SAMPLE RESULTS

Lab ID: L2017194-04
Client ID: TRY_MW-C6S DUP
Sample Location: TROY, NH
Date Collected: 04/22/20 14:35
Date Received: 04/24/20
Field Prep: Not Specified

Sample Depth:
Matrix: Water

Parameter	Result	Qualifier	Units	RL	MDL	Dilution Factor	Date Prepared	Date Analyzed	Prep Method	Analytical Method	Analyst
Total Metals - Mansfield Lab											
Arsenic, Total	ND		mg/l	0.00050	--	1	04/27/20 18:32	04/28/20 19:05	EPA 3005A	1,6020B	AM
Manganese, Total	9.103		mg/l	0.00100	--	1	04/27/20 18:32	04/28/20 19:05	EPA 3005A	1,6020B	AM

Project Name: TROY MILLS LANDFILL SUPERFUND
Lab Number: L2017194
Project Number: 04.0190987.09
Report Date: 05/01/20

SAMPLE RESULTS

Lab ID: L2017194-05
Client ID: TRY_MW-C6D
Sample Location: TROY, NH
Date Collected: 04/22/20 12:35
Date Received: 04/24/20
Field Prep: Not Specified

Sample Depth:
Matrix: Water

Parameter	Result	Qualifier	Units	RL	MDL	Dilution Factor	Date Prepared	Date Analyzed	Prep Method	Analytical Method	Analyst
Total Metals - Mansfield Lab											
Arsenic, Total	0.00065		mg/l	0.00050	--	1	04/27/20 18:32	04/28/20 19:25	EPA 3005A	1,6020B	AM
Manganese, Total	0.4155		mg/l	0.00100	--	1	04/27/20 18:32	04/28/20 19:25	EPA 3005A	1,6020B	AM

Project Name: TROY MILLS LANDFILL SUPERFUND **Lab Number:** L2017194

Project Number: 04.0190987.09 **Report Date:** 05/01/20

Method Blank Analysis
Batch Quality Control

Parameter	Result	Qualifier	Units	RL	MDL	Dilution Factor	Date Prepared	Date Analyzed	Analytical Method	Analyst
Total Metals - Mansfield Lab for sample(s): 02-05 Batch: WG1364863-1										
Arsenic, Total	ND		mg/l	0.00050	--	1	04/27/20 18:32	04/28/20 15:19	1,6020B	AM
Manganese, Total	ND		mg/l	0.00100	--	1	04/27/20 18:32	04/28/20 15:19	1,6020B	AM

Prep Information

Digestion Method: EPA 3005A

Lab Control Sample Analysis

Batch Quality Control

Project Name: TROY MILLS LANDFILL SUPERFUND

Project Number: 04.0190987.09

Lab Number: L2017194

Report Date: 05/01/20

Parameter	LCS %Recovery	Qual	LCSD %Recovery	Qual	%Recovery Limits	RPD	Qual	RPD Limits
Total Metals - Mansfield Lab Associated sample(s): 02-05 Batch: WG1364863-2								
Arsenic, Total	105		-		80-120	-		
Manganese, Total	99		-		80-120	-		

Matrix Spike Analysis
Batch Quality Control

Project Name: TROY MILLS LANDFILL SUPERFUND
Project Number: 04.0190987.09

Lab Number: L2017194
Report Date: 05/01/20

Parameter	Native Sample	MS Added	MS Found	MS %Recovery	Qual	MSD Found	MSD %Recovery	Qual	Recovery Limits	RPD	Qual	RPD Limits
Total Metals - Mansfield Lab Associated sample(s): 02-05 QC Batch ID: WG1364863-3 QC Sample: L2016820-01 Client ID: MS Sample												
Arsenic, Total	ND	0.12	0.1455	121		-	-		75-125	-		20
Manganese, Total	ND	0.5	0.5571	111		-	-		75-125	-		20

Lab Duplicate Analysis

Batch Quality Control

Project Name: TROY MILLS LANDFILL SUPERFUND

Project Number: 04.0190987.09

Lab Number: L2017194

Report Date: 05/01/20

Parameter	Native Sample	Duplicate Sample	Units	RPD	Qual	RPD Limits
Total Metals - Mansfield Lab Associated sample(s): 02-05 QC Batch ID: WG1364863-4 QC Sample: L2016820-01 Client ID: DUP Sample						
Arsenic, Total	ND	ND	mg/l	NC		20
Manganese, Total	ND	ND	mg/l	NC		20

Project Name: TROY MILLS LANDFILL SUPERFUND
Project Number: 04.0190987.09

Lab Number: L2017194
Report Date: 05/01/20

Sample Receipt and Container Information

Were project specific reporting limits specified? YES

Cooler Information

Cooler	Custody Seal
A	Absent

Container Information

Container ID	Container Type	Cooler	Initial pH	Final pH	Temp deg C	Pres	Seal	Frozen Date/Time	Analysis(*)
L2017194-01A	Vial HCl preserved	A	NA		3.6	Y	Absent		8260-NH(14)
L2017194-02A	Vial HCl preserved	A	NA		3.6	Y	Absent		8260-NH(14)
L2017194-02B	Vial HCl preserved	A	NA		3.6	Y	Absent		8260-NH(14)
L2017194-02C	Vial HCl preserved	A	NA		3.6	Y	Absent		8260-NH(14)
L2017194-02D	Plastic 250ml HNO3 preserved	A	<2	<2	3.6	Y	Absent		MN-6020T(180),AS-6020T(180)
L2017194-02E	Amber 250ml unpreserved	A	7	7	3.6	Y	Absent		8270TCL-LVI(7),8270TCL-SIM-LVI(7)
L2017194-02F	Amber 250ml unpreserved	A	7	7	3.6	Y	Absent		8270TCL-LVI(7),8270TCL-SIM-LVI(7)
L2017194-02G	Amber 250ml unpreserved	A	7	7	3.6	Y	Absent		A2-14-DIOXANESIM-PPB(7)
L2017194-02H	Amber 250ml unpreserved	A	7	7	3.6	Y	Absent		A2-14-DIOXANESIM-PPB(7)
L2017194-03A	Vial HCl preserved	A	NA		3.6	Y	Absent		8260-NH(14)
L2017194-03B	Vial HCl preserved	A	NA		3.6	Y	Absent		8260-NH(14)
L2017194-03C	Vial HCl preserved	A	NA		3.6	Y	Absent		8260-NH(14)
L2017194-03D	Plastic 250ml HNO3 preserved	A	<2	<2	3.6	Y	Absent		MN-6020T(180),AS-6020T(180)
L2017194-03E	Amber 250ml unpreserved	A	7	7	3.6	Y	Absent		8270TCL-LVI(7),8270TCL-SIM-LVI(7)
L2017194-03F	Amber 250ml unpreserved	A	7	7	3.6	Y	Absent		8270TCL-LVI(7),8270TCL-SIM-LVI(7)
L2017194-03G	Amber 250ml unpreserved	A	7	7	3.6	Y	Absent		A2-14-DIOXANESIM-PPB(7)
L2017194-03H	Amber 250ml unpreserved	A	7	7	3.6	Y	Absent		A2-14-DIOXANESIM-PPB(7)
L2017194-04A	Vial HCl preserved	A	NA		3.6	Y	Absent		8260-NH(14)
L2017194-04B	Vial HCl preserved	A	NA		3.6	Y	Absent		8260-NH(14)
L2017194-04C	Vial HCl preserved	A	NA		3.6	Y	Absent		8260-NH(14)
L2017194-04D	Amber 250ml unpreserved	A	7	7	3.6	Y	Absent		MN-6020T(180),AS-6020T(180)
L2017194-04E	Amber 250ml unpreserved	A	7	7	3.6	Y	Absent		A2-14-DIOXANESIM-PPB(7)
L2017194-04F	Amber 250ml unpreserved	A	7	7	3.6	Y	Absent		A2-14-DIOXANESIM-PPB(7)

*Values in parentheses indicate holding time in days

Project Name: TROY MILLS LANDFILL SUPERFUND
Project Number: 04.0190987.09

Lab Number: L2017194
Report Date: 05/01/20

Container Information

Container ID	Container Type	Cooler	Initial pH	Final pH	Temp deg C	Pres	Seal	Frozen Date/Time	Analysis(*)
L2017194-05A	Vial HCl preserved	A	NA		3.6	Y	Absent		8260-NH(14)
L2017194-05B	Vial HCl preserved	A	NA		3.6	Y	Absent		8260-NH(14)
L2017194-05C	Vial HCl preserved	A	NA		3.6	Y	Absent		8260-NH(14)
L2017194-05D	Plastic 250ml HNO3 preserved	A	<2	<2	3.6	Y	Absent		MN-6020T(180),AS-6020T(180)
L2017194-05E	Amber 250ml unpreserved	A	7	7	3.6	Y	Absent		8270TCL-LVI(7),8270TCL-SIM-LVI(7)
L2017194-05F	Amber 250ml unpreserved	A	7	7	3.6	Y	Absent		8270TCL-LVI(7),8270TCL-SIM-LVI(7)
L2017194-05G	Amber 250ml unpreserved	A	7	7	3.6	Y	Absent		A2-14-DIOXANESIM-PPB(7)
L2017194-05H	Amber 250ml unpreserved	A	7	7	3.6	Y	Absent		A2-14-DIOXANESIM-PPB(7)

*Values in parentheses indicate holding time in days

Project Name:	TROY MILLS LANDFILL SUPERFUND	**Lab Number:**	L2017194
Project Number:	04.0190987.09	**Report Date:**	05/01/20

GLOSSARY

Acronyms

DL - Detection Limit: This value represents the level to which target analyte concentrations are reported as estimated values, when those target analyte concentrations are quantified below the limit of quantitation (LOQ). The DL includes any adjustments from dilutions, concentrations or moisture content, where applicable. (DoD report formats only.)

EDL - Estimated Detection Limit: This value represents the level to which target analyte concentrations are reported as estimated values, when those target analyte concentrations are quantified below the reporting limit (RL). The EDL includes any adjustments from dilutions, concentrations or moisture content, where applicable. The use of EDLs is specific to the analysis of PAHs using Solid-Phase Microextraction (SPME).

EMPC - Estimated Maximum Possible Concentration: The concentration that results from the signal present at the retention time of an analyte when the ions meet all of the identification criteria except the ion abundance ratio criteria. An EMPC is a worst-case estimate of the concentration.

EPA - Environmental Protection Agency.

LCS - Laboratory Control Sample: A sample matrix, free from the analytes of interest, spiked with verified known amounts of analytes or a material containing known and verified amounts of analytes.

LCSD - Laboratory Control Sample Duplicate: Refer to LCS.

LFB - Laboratory Fortified Blank: A sample matrix, free from the analytes of interest, spiked with verified known amounts of analytes or a material containing known and verified amounts of analytes.

LOD - Limit of Detection: This value represents the level to which a target analyte can reliably be detected for a specific analyte in a specific matrix by a specific method. The LOD includes any adjustments from dilutions, concentrations or moisture content, where applicable. (DoD report formats only.)

LOQ - Limit of Quantitation: The value at which an instrument can accurately measure an analyte at a specific concentration. The LOQ includes any adjustments from dilutions, concentrations or moisture content, where applicable. (DoD report formats only.)

Limit of Quantitation: The value at which an instrument can accurately measure an analyte at a specific concentration. The LOQ includes any adjustments from dilutions, concentrations or moisture content, where applicable. (DoD report formats only.)

MDL - Method Detection Limit: This value represents the level to which target analyte concentrations are reported as estimated values, when those target analyte concentrations are quantified below the reporting limit (RL). The MDL includes any adjustments from dilutions, concentrations or moisture content, where applicable.

MS - Matrix Spike Sample: A sample prepared by adding a known mass of target analyte to a specified amount of matrix sample for which an independent estimate of target analyte concentration is available. For Method 332.0, the spike recovery is calculated using the native concentration, including estimated values.

MSD - Matrix Spike Sample Duplicate: Refer to MS.

NA - Not Applicable.

NC - Not Calculated: Term is utilized when one or more of the results utilized in the calculation are non-detect at the parameter's reporting unit.

NDPA/DPA - N-Nitrosodiphenylamine/Diphenylamine.

NI - Not Ignitable.

NP - Non-Plastic: Term is utilized for the analysis of Atterberg Limits in soil.

RL - Reporting Limit: The value at which an instrument can accurately measure an analyte at a specific concentration. The RL includes any adjustments from dilutions, concentrations or moisture content, where applicable.

RPD - Relative Percent Difference: The results from matrix and/or matrix spike duplicates are primarily designed to assess the precision of analytical results in a given matrix and are expressed as relative percent difference (RPD). Values which are less than five times the reporting limit for any individual parameter are evaluated by utilizing the absolute difference between the values; although the RPD value will be provided in the report.

SRM - Standard Reference Material: A reference sample of a known or certified value that is of the same or similar matrix as the associated field samples.

STLP - Semi-dynamic Tank Leaching Procedure per EPA Method 1315.

TEF - Toxic Equivalency Factors: The values assigned to each dioxin and furan to evaluate their toxicity relative to 2,3,7,8-TCDD.

TEQ - Toxic Equivalent: The measure of a sample's toxicity derived by multiplying each dioxin and furan by its corresponding TEF and then summing the resulting values.

TIC - Tentatively Identified Compound: A compound that has been identified to be present and is not part of the target compound list (TCL) for the method and/or program. All TICs are qualitatively identified and reported as estimated concentrations.

Footnotes

Report Format: Data Usability Report

Project Name:	TROY MILLS LANDFILL SUPERFUND	**Lab Number:**	L2017194
Project Number:	04.0190987.09	**Report Date:**	05/01/20

1 - The reference for this analyte should be considered modified since this analyte is absent from the target analyte list of the original method.

Terms

Analytical Method: Both the document from which the method originates and the analytical reference method. (Example: EPA 8260B is shown as 1,8260B.) The codes for the reference method documents are provided in the References section of the Addendum.

Difference: With respect to Total Oxidizable Precursor (TOP) Assay analysis, the difference is defined as the Post-Treatment value minus the Pre-Treatment value.

Final pH: As it pertains to Sample Receipt & Container Information section of the report, Final pH reflects pH of container determined after adjustment at the laboratory, if applicable. If no adjustment required, value reflects Initial pH.

Frozen Date/Time: With respect to Volatile Organics in soil, Frozen Date/Time reflects the date/time at which associated Reagent Water-preserved vials were initially frozen. Note: If frozen date/time is beyond 48 hours from sample collection, value will be reflected in 'bold'.

Initial pH: As it pertains to Sample Receipt & Container Information section of the report, Initial pH reflects pH of container determined upon receipt, if applicable.

PAH Total: With respect to Alkylated PAH analyses, the 'PAHs, Total' result is defined as the summation of results for all or a subset of the following compounds: Naphthalene, C1-C4 Naphthalenes, 2-Methylnaphthalene, 1-Methylnaphthalene, Biphenyl, Acenaphthylene, Acenaphthene, Fluorene, C1-C3 Fluorenes, Phenanthrene, C1-C4 Phenanthrenes/Anthracenes, Anthracene, Fluoranthene, Pyrene, C1-C4 Fluoranthenes/Pyrenes, Benz(a)anthracene, Chrysene, C1-C4 Chrysenes, Benzo(b)fluoranthene, Benzo(j)+(k)fluoranthene, Benzo(e)pyrene, Benzo(a)pyrene, Perylene, Indeno(1,2,3-cd)pyrene, Dibenz(ah)+(ac)anthracene, Benzo(g,h,i)perylene. If a 'Total' result is requested, the results of its individual components will also be reported.

PFAS Total: With respect to PFAS analyses, the 'PFAS, Total (5)' result is defined as the summation of results for: PFHpA, PFHxS, PFOA, PFNA and PFOS. If a 'Total' result is requested, the results of its individual components will also be reported.

The target compound Chlordane (CAS No. 57-74-9) is reported for GC ECD analyses. Per EPA,this compound "refers to a mixture of chlordane isomers, other chlorinated hydrocarbons and numerous other components." (Reference: USEPA Toxicological Review of Chlordane, In Support of Summary Information on the Integrated Risk Information System (IRIS), December 1997.)

Total: With respect to Organic analyses, a 'Total' result is defined as the summation of results for individual isomers or Aroclors. If a 'Total' result is requested, the results of its individual components will also be reported. This is applicable to 'Total' results for methods 8260, 8081 and 8082.

Data Qualifiers

A - Spectra identified as "Aldol Condensates" are byproducts of the extraction/concentration procedures when acetone is introduced in the process.

B - The analyte was detected above the reporting limit in the associated method blank. Flag only applies to associated field samples that have detectable concentrations of the analyte at less than ten times (10x) the concentration found in the blank. For MCP-related projects, flag only applies to associated field samples that have detectable concentrations of the analyte at less than ten times (10x) the concentration found in the blank. For DOD-related projects, flag only applies to associated field samples that have detectable concentrations of the analyte at less than ten times (10x) the concentration found in the blank AND the analyte was detected above one-half the reporting limit (or above the reporting limit for common lab contaminants) in the associated method blank. For NJ-Air-related projects, flag only applies to associated field samples that have detectable concentrations of the analyte above the reporting limit. For NJ-related projects (excluding Air), flag only applies to associated field samples that have detectable concentrations of the analyte, which was detected above the reporting limit in the associated method blank or above five times the reporting limit for common lab contaminants (Phthalates, Acetone, Methylene Chloride, 2-Butanone).

C - Co-elution: The target analyte co-elutes with a known lab standard (i.e. surrogate, internal standards, etc.) for co-extracted analyses.

D - Concentration of analyte was quantified from diluted analysis. Flag only applies to field samples that have detectable concentrations of the analyte.

E - Concentration of analyte exceeds the range of the calibration curve and/or linear range of the instrument.

G - The concentration may be biased high due to matrix interferences (i.e, co-elution) with non-target compound(s). The result should be considered estimated.

H - The analysis of pH was performed beyond the regulatory-required holding time of 15 minutes from the time of sample collection.

I - The lower value for the two columns has been reported due to obvious interference.

J - Estimated value. This represents an estimated concentration for Tentatively Identified Compounds (TICs).

M - Reporting Limit (RL) exceeds the MCP CAM Reporting Limit for this analyte.

ND - Not detected at the reporting limit (RL) for the sample.

NJ - Presumptive evidence of compound. This represents an estimated concentration for Tentatively Identified Compounds (TICs), where the identification is based on a mass spectral library search.

P - The RPD between the results for the two columns exceeds the method-specified criteria.

Q - The quality control sample exceeds the associated acceptance criteria. For DOD-related projects, LCS and/or Continuing Calibration Standard exceedences are also qualified on all associated sample results. Note: This flag is not applicable for matrix spike recoveries when the sample concentration is greater than 4x the spike added or for batch duplicate RPD when the sample concentrations are less

Report Format: Data Usability Report

Project Name:	TROY MILLS LANDFILL SUPERFUND	**Lab Number:**	L2017194
Project Number:	04.0190987.09	**Report Date:**	05/01/20

Data Qualifiers

than 5x the RL. (Metals only.)

R - Analytical results are from sample re-analysis.

RE - Analytical results are from sample re-extraction.

S - Analytical results are from modified screening analysis.

Report Format: Data Usability Report

Project Name:	TROY MILLS LANDFILL SUPERFUND	**Lab Number:**	L2017194
Project Number:	04.0190987.09	**Report Date:**	05/01/20

REFERENCES

1 Test Methods for Evaluating Solid Waste: Physical/Chemical Methods. EPA SW-846. Third Edition. Updates I - IV, 2007.

LIMITATION OF LIABILITIES

Alpha Analytical performs services with reasonable care and diligence normal to the analytical testing laboratory industry. In the event of an error, the sole and exclusive responsibility of Alpha Analytical shall be to re-perform the work at it's own expense. In no event shall Alpha Analytical be held liable for any incidental, consequential or special damages, including but not limited to, damages in any way connected with the use of, interpretation of, information or analysis provided by Alpha Analytical.

We strongly urge our clients to comply with EPA protocol regarding sample volume, preservation, cooling, containers, sampling procedures, holding time and splitting of samples in the field.

Certification Information

The following analytes are not included in our Primary NELAP Scope of Accreditation:

Westborough Facility
EPA 624/624.1: m/p-xylene, o-xylene, Naphthalene
EPA 8260C: NPW: 1,2,4,5-Tetramethylbenzene; 4-Ethyltoluene, Azobenzene; SCM: Iodomethane (methyl iodide), 1,2,4,5-Tetramethylbenzene; 4-Ethyltoluene.
EPA 8270D: NPW: Dimethylnaphthalene,1,4-Diphenylhydrazine; SCM: Dimethylnaphthalene,1,4-Diphenylhydrazine.
SM4500: NPW: Amenable Cyanide; SCM: Total Phosphorus, TKN, NO2, NO3.

Mansfield Facility
SM 2540D: TSS
EPA 8082A: NPW: PCB: 1, 5, 31, 87,101, 110, 141, 151, 153, 180, 183, 187.
EPA TO-15: Halothane, 2,4,4-Trimethyl-2-pentene, 2,4,4-Trimethyl-1-pentene, Thiophene, 2-Methylthiophene, 3-Methylthiophene, 2-Ethylthiophene, 1,2,3-Trimethylbenzene, Indan, Indene, 1,2,4,5-Tetramethylbenzene, Benzothiophene, 1-Methylnaphthalene.
EPA TO-12 Non-methane organics
EPA 3C Fixed gases
Biological Tissue Matrix: EPA 3050B

The following analytes are included in our Massachusetts DEP Scope of Accreditation

Westborough Facility:

Drinking Water
EPA 300.0: Chloride, Nitrate-N, Fluoride, Sulfate; **EPA 353.2**: Nitrate-N, Nitrite-N; **SM4500NO3-F**: Nitrate-N, Nitrite-N; **SM4500F-C, SM4500CN-CE, EPA 180.1, SM2130B, SM4500Cl-D, SM2320B, SM2540C, SM4500H-B, SM4500NO2-B**
EPA 332: Perchlorate; **EPA 524.2:** THMs and VOCs; **EPA 504.1:** EDB, DBCP.
Microbiology: **SM9215B; SM9223-P/A, SM9223B-Colilert-QT,SM9222D**.

Non-Potable Water
SM4500H,B, EPA 120.1, SM2510B, SM2540C, SM2320B, SM4500CL-E, SM4500F-BC, SM4500NH3-BH: Ammonia-N and Kjeldahl-N, **EPA 350.1**: Ammonia-N, **LACHAT 10-107-06-1-B**: Ammonia-N, **EPA 351.1, SM4500NO3-F, EPA 353.2**: Nitrate-N**, SM4500P-E, SM4500P-B, E, SM4500SO4-E, SM5220D, EPA 410.4, SM5210B, SM5310C, SM4500CL-D, EPA 1664, EPA 420.1, SM4500-CN-CE, SM2540D, EPA 300: Chloride, Sulfate, Nitrate.**
EPA 624.1: Volatile Halocarbons & Aromatics,
EPA 608.3: Chlordane, Toxaphene, Aldrin, alpha-BHC, beta-BHC, gamma-BHC, delta-BHC, Dieldrin, DDD, DDE, DDT, Endosulfan I, Endosulfan II, Endosulfan sulfate, Endrin, Endrin Aldehyde, Heptachlor, Heptachlor Epoxide, PCBs
EPA 625.1: SVOC (Acid/Base/Neutral Extractables), **EPA 600/4-81-045**: PCB-Oil.
Microbiology: **SM9223B-Colilert-QT; Enterolert-QT, SM9221E, EPA 1600, EPA 1603.**

Mansfield Facility:

Drinking Water
EPA 200.7: Al, Ba, Cd, Cr, Cu, Fe, Mn, Ni, Na, Ag, Ca, Zn. **EPA 200.8:** Al, Sb, As, Ba, Be, Cd, Cr, Cu, Pb, Mn, Ni, Se, Ag, TL, Zn. **EPA 245.1** Hg.
EPA 522.

Non-Potable Water
EPA 200.7: Al, Sb, As, Be, Cd, Ca, Cr, Co, Cu, Fe, Pb, Mg, Mn, Mo, Ni, K, Se, Ag, Na, Sr, TL, Ti, V, Zn.
EPA 200.8: Al, Sb**,** As, Be, Cd, Cr, Cu, Fe, Pb, Mn, Ni, K, Se, Ag, Na, TL, Zn.
EPA 245.1 Hg.
SM2340B

For a complete listing of analytes and methods, please contact your Alpha Project Manager.

CHAIN OF CUSTODY

PAGE 1 OF 1

Date Rec'd in Lab: 4/24/20

ALPHA Job #: L2017194

ALPHA ANALYTICAL

Westborough, MA TEL: 508-898-9220 FAX: 508-898-9193
Mansfield, MA TEL: 508-822-9300 FAX: 508-822-3288

Client Information

Client: NHDES
Address: 29 Hazen Drive
Concord, NH 03302
Phone: 603-271-3649
Fax:
Email: michael.summerlinjr@des.nh.gov

☐ These samples have been Previously analyzed by Alpha

Project Information

Project Name: Troy Mills Landfill Superfund
Project Location: Troy, NH
Project #: 04.0190987.09
Project Manager: Michael Summerlin
ALPHA Quote #: NH DES Contract No. 1069635

Turn-Around Time

☒ Standard ☐ Rush (ONLY IF PRE-APPROVED)
Due Date: Time:

Report Information Data Deliverables

☐ FAX ☒ EMAIL
☒ ADEx ☐ Add'l Deliverables

Billing Information

☒ Same as Client Info PO #: 2589-00"T"

Regulatory Requirements/Report Limits

State/Fed Program: NHDES
Criteria: Sampling and Analysis Plan limits

Other Project Specific Requirements/Comments/Detection Limits:
Please also email login receipts and lab reports to tanya.justham@gza.com
Please provide excel files formatted for upload to the NHDES EMD and for GZA EQuIS upload.

ANALYSIS

ALPHA Lab ID (Lab Use Only)	Sample ID	Collection Date	Collection Time	Sample Matrix	Sampler's Initials	VOCs 8260 NHDES List	SVOCs (Acid/base/neutrals)	1,4-dioxane	Total metals (arsenic & manganese)	Hardness	Sample Specific Comments	TOTAL # BOTTLES
17194-01	TRIP BLANK	4/22/2020	0800	AQ	MJB	☒	☐	☐	☐	☐		7
-02	TRY_MW-104S	4/22/2020	1110	AQ	AF	☑	☑	☑	☑	☐		8
-03	TRY_MW-C6S	4/22/2020	1435	AQ	MEM	☑	☑	☑	☑	☐		8
-04	TRY_MW-C6S DUP	4/22/2020	1435	AQ	MEM	☑	☐	☑	☑	☐		6
-05	TRY_MW-C6D	4/22/2020	1235	AQ	MEM	☑	☑	☑	☑	☐		8
						☐	☐	☐	☐	☐		
						☐	☐	☐	☐	☐		
						☐	☐	☐	☐	☐		
						☐	☐	☐	☐	☐		
						☐	☐	☐	☐	☐		

SAMPLE HANDLING
Filtration
☐ Done
☒ Not Needed
☐ Lab to do
Preservation
☐ Lab to do
(Please specify below)

Container Type	V	A	A	P	P	-	-	-	-	-	-	-	
Preservative	B	A	A	C	C	-	-	-	-	-	-	-	

Relinquished By:	Date/Time	Received By:	Date/Time
	4/22/20 1742		4/22/20
Tanya Justham	4/24/2020 1350	Gabriella Clark	4/24/20 1344
	4/24/20 1354		4/24/20 1800
	4/24/20 1831		4/24/20 1830

Please print clearly, legibly and completely. Samples can not be logged in and turnaround time clock will not start until any ambiguities are resolved. All samples submitted are subject to Alpha's Payment Terms.

FORM NO. 01-01 (rev. 3-JAN-12)

ANALYTICAL REPORT

Lab Number:	L2017293
Client:	GZA GeoEnvironmental, Inc. / NHDES PO Box 95 29 Hazen Drive Concord, NH 03302-0095
ATTN:	Michael Summerlin
Phone:	(603) 271-3649
Project Name:	TROY MILLS LANDFILL SUPERFUND
Project Number:	04.0190987.09
Report Date:	05/05/20

The original project report/data package is held by Alpha Analytical. This report/data package is paginated and should be reproduced only in its entirety. Alpha Analytical holds no responsibility for results and/or data that are not consistent with the original.

Certifications & Approvals: MA (M-MA030), NH NELAP (2062), CT (PH-0141), DoD (L2474), FL (E87814), IL (200081), LA (85084), ME (MA00030), MD (350), NJ (MA015), NY (11627), NC (685), OH (CL106), PA (68-02089), RI (LAO00299), TX (T104704419), VT (VT-0015), VA (460194), WA (C954), US Army Corps of Engineers, USDA (Permit #P330-17-00150), USFWS (Permit #206964).

320 Forbes Boulevard, Mansfield, MA 02048-1806
508-822-9300 (Fax) 508-822-3288 800-624-9220 - www.alphalab.com

Project Name: TROY MILLS LANDFILL SUPERFUND
Project Number: 04.0190987.09

Lab Number: L2017293
Report Date: 05/05/20

Alpha Sample ID	Client ID	Matrix	Sample Location	Collection Date/Time	Receive Date
L2017293-01	TRIP BLANK	WATER	TROY, NH	04/24/20 08:00	04/27/20
L2017293-02	TRY_MW-301X	WATER	TROY, NH	04/24/20 10:35	04/27/20
L2017293-03	TRY_MW-805	WATER	TROY, NH	04/24/20 13:20	04/27/20
L2017293-04	TRY_MW-101S	WATER	TROY, NH	04/24/20 09:50	04/27/20
L2017293-05	TRY_MW-602B	WATER	TROY, NH	04/24/20 13:00	04/27/20
L2017293-06	TRY_M-1	WATER	TROY, NH	04/24/20 09:55	04/27/20
L2017293-07	TRY_MW-202P	WATER	TROY, NH	04/24/20 11:50	04/27/20

Project Name:	TROY MILLS LANDFILL SUPERFUND	**Lab Number:**	L2017293
Project Number:	04.0190987.09	**Report Date:**	05/05/20

Case Narrative

The samples were received in accordance with the Chain of Custody and no significant deviations were encountered during the preparation or analysis unless otherwise noted. Sample Receipt, Container Information, and the Chain of Custody are located at the back of the report.

Results contained within this report relate only to the samples submitted under this Alpha Lab Number and meet NELAP requirements for all NELAP accredited parameters unless otherwise noted in the following narrative. The data presented in this report is organized by parameter (i.e. VOC, SVOC, etc.). Sample specific Quality Control data (i.e. Surrogate Spike Recovery) is reported at the end of the target analyte list for each individual sample, followed by the Laboratory Batch Quality Control at the end of each parameter. Tentatively Identified Compounds (TICs), if requested, are reported for compounds identified to be present and are not part of the method/program Target Compound List, even if only a subset of the TCL are being reported. If a sample was re-analyzed or re-extracted due to a required quality control corrective action and if both sets of data are reported, the Laboratory ID of the re-analysis or re-extraction is designated with an "R" or "RE", respectively.

When multiple Batch Quality Control elements are reported (e.g. more than one LCS), the associated samples for each element are noted in the grey shaded header line of each data table. Any Laboratory Batch, Sample Specific % recovery or RPD value that is outside the listed Acceptance Criteria is bolded in the report. In reference to questions H (CAM) or 4 (RCP) when "NO" is checked, the performance criteria for CAM and RCP methods allow for some quality control failures to occur and still be within method compliance. In these instances, the specific failure is not narrated but noted in the associated QC Outlier Summary Report, located directly after the Case Narrative. QC information is also incorporated in the Data Usability Assessment table (Format 11) of our Data Merger tool, where it can be reviewed in conjunction with the sample result, associated regulatory criteria and any associated data usability implications.

Soil/sediments, solids and tissues are reported on a dry weight basis unless otherwise noted. Definitions of all data qualifiers and acronyms used in this report are provided in the Glossary located at the back of the report.

HOLD POLICY - For samples submitted on hold, Alpha's policy is to hold samples (with the exception of Air canisters) free of charge for 21 calendar days from the date the project is completed. After 21 calendar days, we will dispose of all samples submitted including those put on hold unless you have contacted your Alpha Project Manager and made arrangements for Alpha to continue to hold the samples. Air canisters will be disposed after 3 business days from the date the project is completed.

Please contact Project Management at 800-624-9220 with any questions.

Project Name:	TROY MILLS LANDFILL SUPERFUND	**Lab Number:**	L2017293
Project Number:	04.0190987.09	**Report Date:**	05/05/20

Case Narrative (continued)

Sample Receipt

L2017293-02: The sample identified as "TRY_M-301X" on the chain of custody was identified as "TRY_MW-301X" on the container label. At the client's request, the sample is reported as "TRY_MW-301X".

Perfluorinated Alkyl Acids by Isotope Dilution

L2017293-01, -02, -03, -04, -05, -06, and -07: Extracted Internal Standard recoveries were outside the acceptance criteria for individual analytes. Please refer to the surrogate section of the report for details.

WG1365740-1, WG1365740-2, WG1365740-3, WG1365740-4, and WG1365740-5: Extracted Internal Standard recoveries were outside the acceptance criteria for individual analytes. Please refer to the surrogate section of the report for details.

The WG1365740-2/-3 LCS/LCSD recoveries, associated with L2017293-01 through -07, are below the acceptance criteria for perfluorooctadecanoic acid (pfoda) (49%/44%); however, it has been identified as a "difficult" analyte. The results of the associated samples are reported.

The WG1365740-2/-3 LCS/LCSD recoveries, associated with L2017293-01 through -07, are above the acceptance criteria for 1h,1h,2h,2h-perfluorododecanesulfonic acid (10:2fts) (200%/193%); however, the associated samples are non-detect to the RL for this target analyte. The results of the original analysis are reported.

I, the undersigned, attest under the pains and penalties of perjury that, to the best of my knowledge and belief and based upon my personal inquiry of those responsible for providing the information contained in this analytical report, such information is accurate and complete. This certificate of analysis is not complete unless this page accompanies any and all pages of this report.

Authorized Signature: 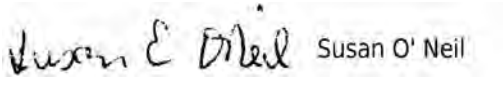 Susan O' Neil

Title: Technical Director/Representative Date: 05/05/20

ORGANICS

SEMIVOLATILES

Project Name: TROY MILLS LANDFILL SUPERFUND **Lab Number:** L2017293

Project Number: 04.0190987.09 **Report Date:** 05/05/20

SAMPLE RESULTS

Lab ID: L2017293-01
Client ID: TRIP BLANK
Sample Location: TROY, NH

Date Collected: 04/24/20 08:00
Date Received: 04/27/20
Field Prep: Not Specified

Sample Depth:
Matrix: Water
Analytical Method: 134,LCMSMS-ID
Analytical Date: 05/01/20 20:50
Analyst: JW

Extraction Method: ALPHA 23528
Extraction Date: 04/29/20 17:30

Parameter	Result	Qualifier	Units	RL	MDL	Dilution Factor
Perfluorinated Alkyl Acids by Isotope Dilution - Mansfield Lab						
Perfluorobutanoic Acid (PFBA)	ND		ng/l	1.83	--	1
Perfluoropentanoic Acid (PFPeA)	ND		ng/l	1.83	--	1
Perfluorobutanesulfonic Acid (PFBS)	ND		ng/l	1.83	--	1
1H,1H,2H,2H-Perfluorohexanesulfonic Acid (4:2FTS)	ND		ng/l	1.83	--	1
Perfluorohexanoic Acid (PFHxA)	ND		ng/l	1.83	--	1
Perfluoropentanesulfonic Acid (PFPeS)	ND		ng/l	1.83	--	1
Perfluoroheptanoic Acid (PFHpA)	ND		ng/l	1.83	--	1
Perfluorohexanesulfonic Acid (PFHxS)	ND		ng/l	1.83	--	1
Perfluorooctanoic Acid (PFOA)	ND		ng/l	1.83	--	1
1H,1H,2H,2H-Perfluorooctanesulfonic Acid (6:2FTS)	ND		ng/l	1.83	--	1
Perfluoroheptanesulfonic Acid (PFHpS)	ND		ng/l	1.83	--	1
Perfluorononanoic Acid (PFNA)	ND		ng/l	1.83	--	1
Perfluorooctanesulfonic Acid (PFOS)	ND		ng/l	1.83	--	1
Perfluorodecanoic Acid (PFDA)	ND		ng/l	1.83	--	1
1H,1H,2H,2H-Perfluorodecanesulfonic Acid (8:2FTS)	ND		ng/l	1.83	--	1
Perfluorononanesulfonic Acid (PFNS)	ND		ng/l	1.83	--	1
N-Methyl Perfluorooctanesulfonamidoacetic Acid (NMeFOSAA)	ND		ng/l	1.83	--	1
Perfluoroundecanoic Acid (PFUnA)	ND		ng/l	1.83	--	1
Perfluorodecanesulfonic Acid (PFDS)	ND		ng/l	1.83	--	1
Perfluorooctanesulfonamide (FOSA)	ND		ng/l	1.83	--	1
N-Ethyl Perfluorooctanesulfonamidoacetic Acid (NEtFOSAA)	ND		ng/l	1.83	--	1
Perfluorododecanoic Acid (PFDoA)	ND		ng/l	1.83	--	1
Perfluorotridecanoic Acid (PFTrDA)	ND		ng/l	1.83	--	1
Perfluorotetradecanoic Acid (PFTA)	ND		ng/l	1.83	--	1
2,3,3,3-Tetrafluoro-2-[1,1,2,2,3,3,3-Heptafluoropropoxy]-Propanoic Acid (HFPO-DA)	ND		ng/l	45.8	--	1
4,8-Dioxa-3h-Perfluorononanoic Acid (ADONA)	ND		ng/l	1.83	--	1
Perfluorohexadecanoic Acid (PFHxDA)	ND		ng/l	3.66	--	1

Project Name: TROY MILLS LANDFILL SUPERFUND **Lab Number:** L2017293

Project Number: 04.0190987.09 **Report Date:** 05/05/20

SAMPLE RESULTS

Lab ID: L2017293-01 Date Collected: 04/24/20 08:00

Client ID: TRIP BLANK Date Received: 04/27/20

Sample Location: TROY, NH Field Prep: Not Specified

Sample Depth:

Parameter	Result	Qualifier	Units	RL	MDL	Dilution Factor
Perfluorinated Alkyl Acids by Isotope Dilution - Mansfield Lab						
Perfluorooctadecanoic Acid (PFODA)	ND		ng/l	3.66	--	1
Perfluorododecane Sulfonic Acid (PFDoDS)	ND		ng/l	1.83	--	1
1H,1H,2H,2H-Perfluorododecanesulfonic Acid (10:2FTS)	ND		ng/l	4.58	--	1
9-Chlorohexadecafluoro-3-Oxanone-1-Sulfonic Acid (9Cl-PF3ONS)	ND		ng/l	1.83	--	1
11-Chloroeicosafluoro-3-Oxaundecane-1-Sulfonic Acid (11Cl-PF3OUdS)	ND		ng/l	1.83	--	1
N-Methyl Perfluorooctane Sulfonamide (NMeFOSA)	ND		ng/l	18.3	--	1
N-Ethyl Perfluorooctane Sulfonamide (NEtFOSA)	ND		ng/l	18.3	--	1
N-Methyl Perfluorooctanesulfonamido Ethanol (NMeFOSE)	ND		ng/l	45.8	--	1
N-Ethyl Perfluorooctanesulfonamido Ethanol (NEtFOSE)	ND		ng/l	45.8	--	1
PFOA/PFOS, Total	ND		ng/l	1.83	--	1
PFAS, Total (5)	ND		ng/l	1.83	--	1

Project Name: TROY MILLS LANDFILL SUPERFUND **Lab Number:** L2017293

Project Number: 04.0190987.09 **Report Date:** 05/05/20

SAMPLE RESULTS

Lab ID: L2017293-01 Date Collected: 04/24/20 08:00

Client ID: TRIP BLANK Date Received: 04/27/20

Sample Location: TROY, NH Field Prep: Not Specified

Sample Depth:

Parameter	Result	Qualifier	Units	RL	MDL	Dilution Factor
Perfluorinated Alkyl Acids by Isotope Dilution - Mansfield Lab						

Surrogate (Extracted Internal Standard)	% Recovery	Qualifier	Acceptance Criteria
Perfluoro[13C4]Butanoic Acid (MPFBA)	41		2-156
Perfluoro[13C5]Pentanoic Acid (M5PFPEA)	43		16-173
Perfluoro[2,3,4-13C3]Butanesulfonic Acid (M3PFBS)	86		31-159
1H,1H,2H,2H-Perfluoro[1,2-13C2]Hexanesulfonic Acid (M2-4:2FTS)	84		1-313
Perfluoro[1,2,3,4,6-13C5]Hexanoic Acid (M5PFHxA)	40		21-145
Perfluoro[1,2,3,4-13C4]Heptanoic Acid (M4PFHpA)	49		30-139
Perfluoro[1,2,3-13C3]Hexanesulfonic Acid (M3PFHxS)	102		47-153
Perfluoro[13C8]Octanoic Acid (M8PFOA)	61		36-149
1H,1H,2H,2H-Perfluoro[1,2-13C2]Octanesulfonic Acid (M2-6:2FTS)	96		1-244
Perfluoro[13C9]Nonanoic Acid (M9PFNA)	64		34-146
Perfluoro[13C8]Octanesulfonic Acid (M8PFOS)	93		42-146
Perfluoro[1,2,3,4,5,6-13C6]Decanoic Acid (M6PFDA)	71		38-144
1H,1H,2H,2H-Perfluoro[1,2-13C2]Decanesulfonic Acid (M2-8:2FTS)	102		7-170
N-Deuteriomethylperfluoro-1-octanesulfonamidoacetic Acid (d3-NMeFOSAA)	42		1-181
Perfluoro[1,2,3,4,5,6,7-13C7]Undecanoic Acid (M7-PFUDA)	88		40-144
Perfluoro[13C8]Octanesulfonamide (M8FOSA)	46		1-87
N-Deuterioethylperfluoro-1-octanesulfonamidoacetic Acid (d5-NEtFOSAA)	39		23-146
Perfluoro[1,2-13C2]Dodecanoic Acid (MPFDOA)	88		24-161
Perfluoro[1,2-13C2]Tetradecanoic Acid (M2PFTEDA)	63		33-143
2,3,3,3-Tetrafluoro-2-[1,1,2,2,3,3,3-Heptafluoropropoxy]-13C3-Propanoic Acid (M3HFPO-DA)	**11**	Q	50-150
Perfluoro[13C2]Hexadecanoic Acid (M2PFHxDA)	60		50-150
N-Methyl-d3-Perfluoro-1-Octanesulfonamide (d3-NMeFOSA)	**8**	Q	50-150
N-Ethyl-d5-Perfluoro-1-Octanesulfonamide (d5-NEtFOSA)	**9**	Q	50-150
2-(N-Methyl-d3-Perfluoro-1-Octanesulfonamido)ethan-d4-ol (d7-NMeFOSE)	**37**	Q	50-150
2-(N-Ethyl-d5-Perfluoro-1-Octanesulfonamido)ethan-d4-ol (d9-NEtFOSE)	**39**	Q	50-150

Project Name: TROY MILLS LANDFILL SUPERFUND **Lab Number:** L2017293

Project Number: 04.0190987.09 **Report Date:** 05/05/20

SAMPLE RESULTS

Lab ID: L2017293-02
Client ID: TRY_MW-301X
Sample Location: TROY, NH

Date Collected: 04/24/20 10:35
Date Received: 04/27/20
Field Prep: Not Specified

Sample Depth:
Matrix: Water
Analytical Method: 134,LCMSMS-ID
Analytical Date: 05/01/20 21:06
Analyst: JW

Extraction Method: ALPHA 23528
Extraction Date: 04/29/20 17:30

Parameter	Result	Qualifier	Units	RL	MDL	Dilution Factor
Perfluorinated Alkyl Acids by Isotope Dilution - Mansfield Lab						
Perfluorobutanoic Acid (PFBA)	103		ng/l	1.80	--	1
Perfluoropentanoic Acid (PFPeA)	238		ng/l	1.80	--	1
Perfluorobutanesulfonic Acid (PFBS)	21.4		ng/l	1.80	--	1
1H,1H,2H,2H-Perfluorohexanesulfonic Acid (4:2FTS)	ND		ng/l	1.80	--	1
Perfluorohexanoic Acid (PFHxA)	351		ng/l	1.80	--	1
Perfluoropentanesulfonic Acid (PFPeS)	2.12		ng/l	1.80	--	1
Perfluoroheptanoic Acid (PFHpA)	357		ng/l	1.80	--	1
Perfluorohexanesulfonic Acid (PFHxS)	7.88		ng/l	1.80	--	1
Perfluorooctanoic Acid (PFOA)	571		ng/l	1.80	--	1
1H,1H,2H,2H-Perfluorooctanesulfonic Acid (6:2FTS)	ND		ng/l	1.80	--	1
Perfluoroheptanesulfonic Acid (PFHpS)	ND		ng/l	1.80	--	1
Perfluorononanoic Acid (PFNA)	4.10		ng/l	1.80	--	1
Perfluorooctanesulfonic Acid (PFOS)	6.62		ng/l	1.80	--	1
Perfluorodecanoic Acid (PFDA)	2.01		ng/l	1.80	--	1
1H,1H,2H,2H-Perfluorodecanesulfonic Acid (8:2FTS)	ND		ng/l	1.80	--	1
Perfluorononanesulfonic Acid (PFNS)	ND		ng/l	1.80	--	1
N-Methyl Perfluorooctanesulfonamidoacetic Acid (NMeFOSAA)	ND		ng/l	1.80	--	1
Perfluoroundecanoic Acid (PFUnA)	12.9		ng/l	1.80	--	1
Perfluorodecanesulfonic Acid (PFDS)	ND		ng/l	1.80	--	1
Perfluorooctanesulfonamide (FOSA)	ND		ng/l	1.80	--	1
N-Ethyl Perfluorooctanesulfonamidoacetic Acid (NEtFOSAA)	ND		ng/l	1.80	--	1
Perfluorododecanoic Acid (PFDoA)	ND		ng/l	1.80	--	1
Perfluorotridecanoic Acid (PFTrDA)	ND		ng/l	1.80	--	1
Perfluorotetradecanoic Acid (PFTA)	ND		ng/l	1.80	--	1
2,3,3,3-Tetrafluoro-2-[1,1,2,2,3,3,3-Heptafluoropropoxy]-Propanoic Acid (HFPO-DA)	ND		ng/l	45.0	--	1
4,8-Dioxa-3h-Perfluorononanoic Acid (ADONA)	ND		ng/l	1.80	--	1
Perfluorohexadecanoic Acid (PFHxDA)	ND		ng/l	3.60	--	1

Project Name: TROY MILLS LANDFILL SUPERFUND **Lab Number:** L2017293

Project Number: 04.0190987.09 **Report Date:** 05/05/20

SAMPLE RESULTS

Lab ID: L2017293-02 Date Collected: 04/24/20 10:35

Client ID: TRY_MW-301X Date Received: 04/27/20

Sample Location: TROY, NH Field Prep: Not Specified

Sample Depth:

Parameter	Result	Qualifier	Units	RL	MDL	Dilution Factor
Perfluorinated Alkyl Acids by Isotope Dilution - Mansfield Lab						
Perfluorooctadecanoic Acid (PFODA)	ND		ng/l	3.60	--	1
Perfluorododecane Sulfonic Acid (PFDoDS)	ND		ng/l	1.80	--	1
1H,1H,2H,2H-Perfluorododecanesulfonic Acid (10:2FTS)	ND		ng/l	4.50	--	1
9-Chlorohexadecafluoro-3-Oxanone-1-Sulfonic Acid (9Cl-PF3ONS)	ND		ng/l	1.80	--	1
11-Chloroeicosafluoro-3-Oxaundecane-1-Sulfonic Acid (11Cl-PF3OUdS)	ND		ng/l	1.80	--	1
N-Methyl Perfluorooctane Sulfonamide (NMeFOSA)	ND		ng/l	18.0	--	1
N-Ethyl Perfluorooctane Sulfonamide (NEtFOSA)	ND		ng/l	18.0	--	1
N-Methyl Perfluorooctanesulfonamido Ethanol (NMeFOSE)	ND		ng/l	45.0	--	1
N-Ethyl Perfluorooctanesulfonamido Ethanol (NEtFOSE)	ND		ng/l	45.0	--	1
PFOA/PFOS, Total	578		ng/l	1.80	--	1
PFAS, Total (5)	947		ng/l	1.80	--	1

Project Name: TROY MILLS LANDFILL SUPERFUND **Lab Number:** L2017293

Project Number: 04.0190987.09 **Report Date:** 05/05/20

SAMPLE RESULTS

Lab ID: L2017293-02 Date Collected: 04/24/20 10:35

Client ID: TRY_MW-301X Date Received: 04/27/20

Sample Location: TROY, NH Field Prep: Not Specified

Sample Depth:

Parameter	Result	Qualifier	Units	RL	MDL	Dilution Factor
Perfluorinated Alkyl Acids by Isotope Dilution - Mansfield Lab						

Surrogate (Extracted Internal Standard)	% Recovery	Qualifier	Acceptance Criteria
Perfluoro[13C4]Butanoic Acid (MPFBA)	74		2-156
Perfluoro[13C5]Pentanoic Acid (M5PFPEA)	61		16-173
Perfluoro[2,3,4-13C3]Butanesulfonic Acid (M3PFBS)	75		31-159
1H,1H,2H,2H-Perfluoro[1,2-13C2]Hexanesulfonic Acid (M2-4:2FTS)	213		1-313
Perfluoro[1,2,3,4,6-13C5]Hexanoic Acid (M5PFHxA)	52		21-145
Perfluoro[1,2,3,4-13C4]Heptanoic Acid (M4PFHpA)	68		30-139
Perfluoro[1,2,3-13C3]Hexanesulfonic Acid (M3PFHxS)	103		47-153
Perfluoro[13C8]Octanoic Acid (M8PFOA)	75		36-149
1H,1H,2H,2H-Perfluoro[1,2-13C2]Octanesulfonic Acid (M2-6:2FTS)	215		1-244
Perfluoro[13C9]Nonanoic Acid (M9PFNA)	89		34-146
Perfluoro[13C8]Octanesulfonic Acid (M8PFOS)	93		42-146
Perfluoro[1,2,3,4,5,6-13C6]Decanoic Acid (M6PFDA)	77		38-144
1H,1H,2H,2H-Perfluoro[1,2-13C2]Decanesulfonic Acid (M2-8:2FTS)	**203**	Q	7-170
N-Deuteriomethylperfluoro-1-octanesulfonamidoacetic Acid (d3-NMeFOSAA)	77		1-181
Perfluoro[1,2,3,4,5,6,7-13C7]Undecanoic Acid (M7-PFUDA)	74		40-144
Perfluoro[13C8]Octanesulfonamide (M8FOSA)	36		1-87
N-Deuterioethylperfluoro-1-octanesulfonamidoacetic Acid (d5-NEtFOSAA)	73		23-146
Perfluoro[1,2-13C2]Dodecanoic Acid (MPFDOA)	79		24-161
Perfluoro[1,2-13C2]Tetradecanoic Acid (M2PFTEDA)	75		33-143
2,3,3,3-Tetrafluoro-2-[1,1,2,2,3,3,3-Heptafluoropropoxy]-13C3-Propanoic Acid (M3HFPO-DA)	60		50-150
Perfluoro[13C2]Hexadecanoic Acid (M2PFHxDA)	74		50-150
N-Methyl-d3-Perfluoro-1-Octanesulfonamide (d3-NMeFOSA)	**4**	Q	50-150
N-Ethyl-d5-Perfluoro-1-Octanesulfonamide (d5-NEtFOSA)	**3**	Q	50-150
2-(N-Methyl-d3-Perfluoro-1-Octanesulfonamido)ethan-d4-ol (d7-NMeFOSE)	**37**	Q	50-150
2-(N-Ethyl-d5-Perfluoro-1-Octanesulfonamido)ethan-d4-ol (d9-NEtFOSE)	**39**	Q	50-150

Project Name: TROY MILLS LANDFILL SUPERFUND **Lab Number:** L2017293

Project Number: 04.0190987.09 **Report Date:** 05/05/20

SAMPLE RESULTS

Lab ID: L2017293-03
Client ID: TRY_MW-805
Sample Location: TROY, NH

Date Collected: 04/24/20 13:20
Date Received: 04/27/20
Field Prep: Not Specified

Sample Depth:
Matrix: Water
Analytical Method: 134,LCMSMS-ID
Analytical Date: 05/01/20 21:23
Analyst: JW

Extraction Method: ALPHA 23528
Extraction Date: 04/29/20 17:30

Parameter	Result	Qualifier	Units	RL	MDL	Dilution Factor
Perfluorinated Alkyl Acids by Isotope Dilution - Mansfield Lab						
Perfluorobutanoic Acid (PFBA)	78.9		ng/l	2.10	--	1
Perfluoropentanoic Acid (PFPeA)	176		ng/l	2.10	--	1
Perfluorobutanesulfonic Acid (PFBS)	16.1		ng/l	2.10	--	1
1H,1H,2H,2H-Perfluorohexanesulfonic Acid (4:2FTS)	ND		ng/l	2.10	--	1
Perfluorohexanoic Acid (PFHxA)	229		ng/l	2.10	--	1
Perfluoropentanesulfonic Acid (PFPeS)	2.18		ng/l	2.10	--	1
Perfluoroheptanoic Acid (PFHpA)	291		ng/l	2.10	--	1
Perfluorohexanesulfonic Acid (PFHxS)	11.0		ng/l	2.10	--	1
Perfluorooctanoic Acid (PFOA)	426		ng/l	2.10	--	1
1H,1H,2H,2H-Perfluorooctanesulfonic Acid (6:2FTS)	ND		ng/l	2.10	--	1
Perfluoroheptanesulfonic Acid (PFHpS)	ND		ng/l	2.10	--	1
Perfluorononanoic Acid (PFNA)	7.82		ng/l	2.10	--	1
Perfluorooctanesulfonic Acid (PFOS)	3.61		ng/l	2.10	--	1
Perfluorodecanoic Acid (PFDA)	ND		ng/l	2.10	--	1
1H,1H,2H,2H-Perfluorodecanesulfonic Acid (8:2FTS)	ND		ng/l	2.10	--	1
Perfluorononanesulfonic Acid (PFNS)	ND		ng/l	2.10	--	1
N-Methyl Perfluorooctanesulfonamidoacetic Acid (NMeFOSAA)	ND		ng/l	2.10	--	1
Perfluoroundecanoic Acid (PFUnA)	ND		ng/l	2.10	--	1
Perfluorodecanesulfonic Acid (PFDS)	ND		ng/l	2.10	--	1
Perfluorooctanesulfonamide (FOSA)	ND		ng/l	2.10	--	1
N-Ethyl Perfluorooctanesulfonamidoacetic Acid (NEtFOSAA)	ND		ng/l	2.10	--	1
Perfluorododecanoic Acid (PFDoA)	ND		ng/l	2.10	--	1
Perfluorotridecanoic Acid (PFTrDA)	ND		ng/l	2.10	--	1
Perfluorotetradecanoic Acid (PFTA)	ND		ng/l	2.10	--	1
2,3,3,3-Tetrafluoro-2-[1,1,2,2,3,3,3-Heptafluoropropoxy]-Propanoic Acid (HFPO-DA)	ND		ng/l	52.5	--	1
4,8-Dioxa-3h-Perfluorononanoic Acid (ADONA)	ND		ng/l	2.10	--	1
Perfluorohexadecanoic Acid (PFHxDA)	ND		ng/l	4.20	--	1

Project Name: TROY MILLS LANDFILL SUPERFUND **Lab Number:** L2017293

Project Number: 04.0190987.09 **Report Date:** 05/05/20

SAMPLE RESULTS

Lab ID: L2017293-03 Date Collected: 04/24/20 13:20

Client ID: TRY_MW-805 Date Received: 04/27/20

Sample Location: TROY, NH Field Prep: Not Specified

Sample Depth:

Parameter	Result	Qualifier	Units	RL	MDL	Dilution Factor
Perfluorinated Alkyl Acids by Isotope Dilution - Mansfield Lab						
Perfluorooctadecanoic Acid (PFODA)	ND		ng/l	4.20	--	1
Perfluorododecane Sulfonic Acid (PFDoDS)	ND		ng/l	2.10	--	1
1H,1H,2H,2H-Perfluorododecanesulfonic Acid (10:2FTS)	ND		ng/l	5.25	--	1
9-Chlorohexadecafluoro-3-Oxanone-1-Sulfonic Acid (9Cl-PF3ONS)	ND		ng/l	2.10	--	1
11-Chloroeicosafluoro-3-Oxaundecane-1-Sulfonic Acid (11Cl-PF3OUdS)	ND		ng/l	2.10	--	1
N-Methyl Perfluorooctane Sulfonamide (NMeFOSA)	ND		ng/l	21.0	--	1
N-Ethyl Perfluorooctane Sulfonamide (NEtFOSA)	ND		ng/l	21.0	--	1
N-Methyl Perfluorooctanesulfonamido Ethanol (NMeFOSE)	ND		ng/l	52.5	--	1
N-Ethyl Perfluorooctanesulfonamido Ethanol (NEtFOSE)	ND		ng/l	52.5	--	1
PFOA/PFOS, Total	430		ng/l	2.10	--	1
PFAS, Total (5)	739		ng/l	2.10	--	1

Project Name: TROY MILLS LANDFILL SUPERFUND **Lab Number:** L2017293

Project Number: 04.0190987.09 **Report Date:** 05/05/20

SAMPLE RESULTS

Lab ID: L2017293-03 Date Collected: 04/24/20 13:20

Client ID: TRY_MW-805 Date Received: 04/27/20

Sample Location: TROY, NH Field Prep: Not Specified

Sample Depth:

Parameter	Result	Qualifier	Units	RL	MDL	Dilution Factor

Perfluorinated Alkyl Acids by Isotope Dilution - Mansfield Lab

Surrogate (Extracted Internal Standard)	% Recovery	Qualifier	Acceptance Criteria
Perfluoro[13C4]Butanoic Acid (MPFBA)	89		2-156
Perfluoro[13C5]Pentanoic Acid (M5PFPEA)	76		16-173
Perfluoro[2,3,4-13C3]Butanesulfonic Acid (M3PFBS)	66		31-159
1H,1H,2H,2H-Perfluoro[1,2-13C2]Hexanesulfonic Acid (M2-4:2FTS)	206		1-313
Perfluoro[1,2,3,4,6-13C5]Hexanoic Acid (M5PFHxA)	55		21-145
Perfluoro[1,2,3,4-13C4]Heptanoic Acid (M4PFHpA)	74		30-139
Perfluoro[1,2,3-13C3]Hexanesulfonic Acid (M3PFHxS)	103		47-153
Perfluoro[13C8]Octanoic Acid (M8PFOA)	85		36-149
1H,1H,2H,2H-Perfluoro[1,2-13C2]Octanesulfonic Acid (M2-6:2FTS)	**283**	Q	1-244
Perfluoro[13C9]Nonanoic Acid (M9PFNA)	85		34-146
Perfluoro[13C8]Octanesulfonic Acid (M8PFOS)	78		42-146
Perfluoro[1,2,3,4,5,6-13C6]Decanoic Acid (M6PFDA)	71		38-144
1H,1H,2H,2H-Perfluoro[1,2-13C2]Decanesulfonic Acid (M2-8:2FTS)	**242**	Q	7-170
N-Deuteriomethylperfluoro-1-octanesulfonamidoacetic Acid (d3-NMeFOSAA)	106		1-181
Perfluoro[1,2,3,4,5,6,7-13C7]Undecanoic Acid (M7-PFUDA)	82		40-144
Perfluoro[13C8]Octanesulfonamide (M8FOSA)	37		1-87
N-Deuterioethylperfluoro-1-octanesulfonamidoacetic Acid (d5-NEtFOSAA)	105		23-146
Perfluoro[1,2-13C2]Dodecanoic Acid (MPFDOA)	81		24-161
Perfluoro[1,2-13C2]Tetradecanoic Acid (M2PFTEDA)	83		33-143
2,3,3,3-Tetrafluoro-2-[1,1,2,2,3,3,3-Heptafluoropropoxy]-13C3-Propanoic Acid (M3HFPO-DA)	104		50-150
Perfluoro[13C2]Hexadecanoic Acid (M2PFHxDA)	73		50-150
N-Methyl-d3-Perfluoro-1-Octanesulfonamide (d3-NMeFOSA)	**8**	Q	50-150
N-Ethyl-d5-Perfluoro-1-Octanesulfonamide (d5-NEtFOSA)	**8**	Q	50-150
2-(N-Methyl-d3-Perfluoro-1-Octanesulfonamido)ethan-d4-ol (d7-NMeFOSE)	**26**	Q	50-150
2-(N-Ethyl-d5-Perfluoro-1-Octanesulfonamido)ethan-d4-ol (d9-NEtFOSE)	**32**	Q	50-150

Project Name: TROY MILLS LANDFILL SUPERFUND **Lab Number:** L2017293

Project Number: 04.0190987.09 **Report Date:** 05/05/20

SAMPLE RESULTS

Lab ID: L2017293-04
Client ID: TRY_MW-101S
Sample Location: TROY, NH

Date Collected: 04/24/20 09:50
Date Received: 04/27/20
Field Prep: Not Specified

Sample Depth:
Matrix: Water
Analytical Method: 134,LCMSMS-ID
Analytical Date: 05/01/20 21:39
Analyst: JW

Extraction Method: ALPHA 23528
Extraction Date: 04/29/20 17:30

Parameter	Result	Qualifier	Units	RL	MDL	Dilution Factor
Perfluorinated Alkyl Acids by Isotope Dilution - Mansfield Lab						
Perfluorobutanoic Acid (PFBA)	70.2		ng/l	2.14	--	1
Perfluoropentanoic Acid (PFPeA)	143		ng/l	2.14	--	1
Perfluorobutanesulfonic Acid (PFBS)	12.5		ng/l	2.14	--	1
1H,1H,2H,2H-Perfluorohexanesulfonic Acid (4:2FTS)	ND		ng/l	2.14	--	1
Perfluorohexanoic Acid (PFHxA)	184		ng/l	2.14	--	1
Perfluoropentanesulfonic Acid (PFPeS)	ND		ng/l	2.14	--	1
Perfluoroheptanoic Acid (PFHpA)	242		ng/l	2.14	--	1
Perfluorohexanesulfonic Acid (PFHxS)	10.5		ng/l	2.14	--	1
Perfluorooctanoic Acid (PFOA)	370		ng/l	2.14	--	1
1H,1H,2H,2H-Perfluorooctanesulfonic Acid (6:2FTS)	ND		ng/l	2.14	--	1
Perfluoroheptanesulfonic Acid (PFHpS)	ND		ng/l	2.14	--	1
Perfluorononanoic Acid (PFNA)	33.7		ng/l	2.14	--	1
Perfluorooctanesulfonic Acid (PFOS)	7.62		ng/l	2.14	--	1
Perfluorodecanoic Acid (PFDA)	ND		ng/l	2.14	--	1
1H,1H,2H,2H-Perfluorodecanesulfonic Acid (8:2FTS)	ND		ng/l	2.14	--	1
Perfluorononanesulfonic Acid (PFNS)	ND		ng/l	2.14	--	1
N-Methyl Perfluorooctanesulfonamidoacetic Acid (NMeFOSAA)	ND		ng/l	2.14	--	1
Perfluoroundecanoic Acid (PFUnA)	ND		ng/l	2.14	--	1
Perfluorodecanesulfonic Acid (PFDS)	ND		ng/l	2.14	--	1
Perfluorooctanesulfonamide (FOSA)	ND		ng/l	2.14	--	1
N-Ethyl Perfluorooctanesulfonamidoacetic Acid (NEtFOSAA)	ND		ng/l	2.14	--	1
Perfluorododecanoic Acid (PFDoA)	ND		ng/l	2.14	--	1
Perfluorotridecanoic Acid (PFTrDA)	ND		ng/l	2.14	--	1
Perfluorotetradecanoic Acid (PFTA)	ND		ng/l	2.14	--	1
2,3,3,3-Tetrafluoro-2-[1,1,2,2,3,3,3-Heptafluoropropoxy]-Propanoic Acid (HFPO-DA)	ND		ng/l	53.6	--	1
4,8-Dioxa-3h-Perfluorononanoic Acid (ADONA)	ND		ng/l	2.14	--	1
Perfluorohexadecanoic Acid (PFHxDA)	ND		ng/l	4.29	--	1

Project Name: TROY MILLS LANDFILL SUPERFUND **Lab Number:** L2017293

Project Number: 04.0190987.09 **Report Date:** 05/05/20

SAMPLE RESULTS

Lab ID: L2017293-04 Date Collected: 04/24/20 09:50

Client ID: TRY_MW-101S Date Received: 04/27/20

Sample Location: TROY, NH Field Prep: Not Specified

Sample Depth:

Parameter	Result	Qualifier	Units	RL	MDL	Dilution Factor
Perfluorinated Alkyl Acids by Isotope Dilution - Mansfield Lab						
Perfluorooctadecanoic Acid (PFODA)	ND		ng/l	4.29	--	1
Perfluorododecane Sulfonic Acid (PFDoDS)	ND		ng/l	2.14	--	1
1H,1H,2H,2H-Perfluorododecanesulfonic Acid (10:2FTS)	ND		ng/l	5.36	--	1
9-Chlorohexadecafluoro-3-Oxanone-1-Sulfonic Acid (9Cl-PF3ONS)	ND		ng/l	2.14	--	1
11-Chloroeicosafluoro-3-Oxaundecane-1-Sulfonic Acid (11Cl-PF3OUdS)	ND		ng/l	2.14	--	1
N-Methyl Perfluorooctane Sulfonamide (NMeFOSA)	ND		ng/l	21.4	--	1
N-Ethyl Perfluorooctane Sulfonamide (NEtFOSA)	ND		ng/l	21.4	--	1
N-Methyl Perfluorooctanesulfonamido Ethanol (NMeFOSE)	ND		ng/l	53.6	--	1
N-Ethyl Perfluorooctanesulfonamido Ethanol (NEtFOSE)	ND		ng/l	53.6	--	1
PFOA/PFOS, Total	378		ng/l	2.14	--	1
PFAS, Total (5)	664		ng/l	2.14	--	1

Project Name: TROY MILLS LANDFILL SUPERFUND **Lab Number:** L2017293

Project Number: 04.0190987.09 **Report Date:** 05/05/20

SAMPLE RESULTS

Lab ID: L2017293-04 Date Collected: 04/24/20 09:50

Client ID: TRY_MW-101S Date Received: 04/27/20

Sample Location: TROY, NH Field Prep: Not Specified

Sample Depth:

Parameter	Result	Qualifier	Units	RL	MDL	Dilution Factor

Perfluorinated Alkyl Acids by Isotope Dilution - Mansfield Lab

Surrogate (Extracted Internal Standard)	% Recovery	Qualifier	Acceptance Criteria
Perfluoro[13C4]Butanoic Acid (MPFBA)	90		2-156
Perfluoro[13C5]Pentanoic Acid (M5PFPEA)	69		16-173
Perfluoro[2,3,4-13C3]Butanesulfonic Acid (M3PFBS)	74		31-159
1H,1H,2H,2H-Perfluoro[1,2-13C2]Hexanesulfonic Acid (M2-4:2FTS)	211		1-313
Perfluoro[1,2,3,4,6-13C5]Hexanoic Acid (M5PFHxA)	56		21-145
Perfluoro[1,2,3,4-13C4]Heptanoic Acid (M4PFHpA)	74		30-139
Perfluoro[1,2,3-13C3]Hexanesulfonic Acid (M3PFHxS)	108		47-153
Perfluoro[13C8]Octanoic Acid (M8PFOA)	81		36-149
1H,1H,2H,2H-Perfluoro[1,2-13C2]Octanesulfonic Acid (M2-6:2FTS)	**286**	Q	1-244
Perfluoro[13C9]Nonanoic Acid (M9PFNA)	70		34-146
Perfluoro[13C8]Octanesulfonic Acid (M8PFOS)	74		42-146
Perfluoro[1,2,3,4,5,6-13C6]Decanoic Acid (M6PFDA)	62		38-144
1H,1H,2H,2H-Perfluoro[1,2-13C2]Decanesulfonic Acid (M2-8:2FTS)	**190**	Q	7-170
N-Deuteriomethylperfluoro-1-octanesulfonamidoacetic Acid (d3-NMeFOSAA)	79		1-181
Perfluoro[1,2,3,4,5,6,7-13C7]Undecanoic Acid (M7-PFUDA)	69		40-144
Perfluoro[13C8]Octanesulfonamide (M8FOSA)	33		1-87
N-Deuterioethylperfluoro-1-octanesulfonamidoacetic Acid (d5-NEtFOSAA)	94		23-146
Perfluoro[1,2-13C2]Dodecanoic Acid (MPFDOA)	64		24-161
Perfluoro[1,2-13C2]Tetradecanoic Acid (M2PFTEDA)	71		33-143
2,3,3,3-Tetrafluoro-2-[1,1,2,2,3,3,3-Heptafluoropropoxy]-13C3-Propanoic Acid (M3HFPO-DA)	87		50-150
Perfluoro[13C2]Hexadecanoic Acid (M2PFHxDA)	72		50-150
N-Methyl-d3-Perfluoro-1-Octanesulfonamide (d3-NMeFOSA)	**5**	Q	50-150
N-Ethyl-d5-Perfluoro-1-Octanesulfonamide (d5-NEtFOSA)	**6**	Q	50-150
2-(N-Methyl-d3-Perfluoro-1-Octanesulfonamido)ethan-d4-ol (d7-NMeFOSE)	**20**	Q	50-150
2-(N-Ethyl-d5-Perfluoro-1-Octanesulfonamido)ethan-d4-ol (d9-NEtFOSE)	**29**	Q	50-150

Project Name: TROY MILLS LANDFILL SUPERFUND **Lab Number:** L2017293

Project Number: 04.0190987.09 **Report Date:** 05/05/20

SAMPLE RESULTS

Lab ID: L2017293-05
Client ID: TRY_MW-602B
Sample Location: TROY, NH

Date Collected: 04/24/20 13:00
Date Received: 04/27/20
Field Prep: Not Specified

Sample Depth:
Matrix: Water
Analytical Method: 134,LCMSMS-ID
Analytical Date: 05/01/20 21:56
Analyst: JW

Extraction Method: ALPHA 23528
Extraction Date: 04/29/20 17:30

Parameter	Result	Qualifier	Units	RL	MDL	Dilution Factor
Perfluorinated Alkyl Acids by Isotope Dilution - Mansfield Lab						
Perfluorobutanoic Acid (PFBA)	29.9		ng/l	2.04	--	1
Perfluoropentanoic Acid (PFPeA)	60.0		ng/l	2.04	--	1
Perfluorobutanesulfonic Acid (PFBS)	6.36		ng/l	2.04	--	1
1H,1H,2H,2H-Perfluorohexanesulfonic Acid (4:2FTS)	ND		ng/l	2.04	--	1
Perfluorohexanoic Acid (PFHxA)	77.5		ng/l	2.04	--	1
Perfluoropentanesulfonic Acid (PFPeS)	ND		ng/l	2.04	--	1
Perfluoroheptanoic Acid (PFHpA)	96.6		ng/l	2.04	--	1
Perfluorohexanesulfonic Acid (PFHxS)	4.45		ng/l	2.04	--	1
Perfluorooctanoic Acid (PFOA)	240		ng/l	2.04	--	1
1H,1H,2H,2H-Perfluorooctanesulfonic Acid (6:2FTS)	ND		ng/l	2.04	--	1
Perfluoroheptanesulfonic Acid (PFHpS)	ND		ng/l	2.04	--	1
Perfluorononanoic Acid (PFNA)	8.37		ng/l	2.04	--	1
Perfluorooctanesulfonic Acid (PFOS)	ND		ng/l	2.04	--	1
Perfluorodecanoic Acid (PFDA)	ND		ng/l	2.04	--	1
1H,1H,2H,2H-Perfluorodecanesulfonic Acid (8:2FTS)	ND		ng/l	2.04	--	1
Perfluorononanesulfonic Acid (PFNS)	ND		ng/l	2.04	--	1
N-Methyl Perfluorooctanesulfonamidoacetic Acid (NMeFOSAA)	ND		ng/l	2.04	--	1
Perfluoroundecanoic Acid (PFUnA)	ND		ng/l	2.04	--	1
Perfluorodecanesulfonic Acid (PFDS)	ND		ng/l	2.04	--	1
Perfluorooctanesulfonamide (FOSA)	ND		ng/l	2.04	--	1
N-Ethyl Perfluorooctanesulfonamidoacetic Acid (NEtFOSAA)	ND		ng/l	2.04	--	1
Perfluorododecanoic Acid (PFDoA)	ND		ng/l	2.04	--	1
Perfluorotridecanoic Acid (PFTrDA)	ND		ng/l	2.04	--	1
Perfluorotetradecanoic Acid (PFTA)	ND		ng/l	2.04	--	1
2,3,3,3-Tetrafluoro-2-[1,1,2,2,3,3,3-Heptafluoropropoxy]-Propanoic Acid (HFPO-DA)	ND		ng/l	51.0	--	1
4,8-Dioxa-3h-Perfluorononanoic Acid (ADONA)	ND		ng/l	2.04	--	1
Perfluorohexadecanoic Acid (PFHxDA)	ND		ng/l	4.08	--	1

Project Name: TROY MILLS LANDFILL SUPERFUND **Lab Number:** L2017293

Project Number: 04.0190987.09 **Report Date:** 05/05/20

SAMPLE RESULTS

Lab ID: L2017293-05 Date Collected: 04/24/20 13:00

Client ID: TRY_MW-602B Date Received: 04/27/20

Sample Location: TROY, NH Field Prep: Not Specified

Sample Depth:

Parameter	Result	Qualifier	Units	RL	MDL	Dilution Factor
Perfluorinated Alkyl Acids by Isotope Dilution - Mansfield Lab						
Perfluorooctadecanoic Acid (PFODA)	ND		ng/l	4.08	--	1
Perfluorododecane Sulfonic Acid (PFDoDS)	ND		ng/l	2.04	--	1
1H,1H,2H,2H-Perfluorododecanesulfonic Acid (10:2FTS)	ND		ng/l	5.10	--	1
9-Chlorohexadecafluoro-3-Oxanone-1-Sulfonic Acid (9Cl-PF3ONS)	ND		ng/l	2.04	--	1
11-Chloroeicosafluoro-3-Oxaundecane-1-Sulfonic Acid (11Cl-PF3OUdS)	ND		ng/l	2.04	--	1
N-Methyl Perfluorooctane Sulfonamide (NMeFOSA)	ND		ng/l	20.4	--	1
N-Ethyl Perfluorooctane Sulfonamide (NEtFOSA)	ND		ng/l	20.4	--	1
N-Methyl Perfluorooctanesulfonamido Ethanol (NMeFOSE)	ND		ng/l	51.0	--	1
N-Ethyl Perfluorooctanesulfonamido Ethanol (NEtFOSE)	ND		ng/l	51.0	--	1
PFOA/PFOS, Total	240		ng/l	2.04	--	1
PFAS, Total (5)	349		ng/l	2.04	--	1

Project Name: TROY MILLS LANDFILL SUPERFUND **Lab Number:** L2017293

Project Number: 04.0190987.09 **Report Date:** 05/05/20

SAMPLE RESULTS

Lab ID: L2017293-05 Date Collected: 04/24/20 13:00

Client ID: TRY_MW-602B Date Received: 04/27/20

Sample Location: TROY, NH Field Prep: Not Specified

Sample Depth:

Parameter	Result	Qualifier	Units	RL	MDL	Dilution Factor

Perfluorinated Alkyl Acids by Isotope Dilution - Mansfield Lab

Surrogate (Extracted Internal Standard)	% Recovery	Qualifier	Acceptance Criteria
Perfluoro[13C4]Butanoic Acid (MPFBA)	86		2-156
Perfluoro[13C5]Pentanoic Acid (M5PFPEA)	67		16-173
Perfluoro[2,3,4-13C3]Butanesulfonic Acid (M3PFBS)	84		31-159
1H,1H,2H,2H-Perfluoro[1,2-13C2]Hexanesulfonic Acid (M2-4:2FTS)	195		1-313
Perfluoro[1,2,3,4,6-13C5]Hexanoic Acid (M5PFHxA)	60		21-145
Perfluoro[1,2,3,4-13C4]Heptanoic Acid (M4PFHpA)	76		30-139
Perfluoro[1,2,3-13C3]Hexanesulfonic Acid (M3PFHxS)	111		47-153
Perfluoro[13C8]Octanoic Acid (M8PFOA)	81		36-149
1H,1H,2H,2H-Perfluoro[1,2-13C2]Octanesulfonic Acid (M2-6:2FTS)	204		1-244
Perfluoro[13C9]Nonanoic Acid (M9PFNA)	80		34-146
Perfluoro[13C8]Octanesulfonic Acid (M8PFOS)	104		42-146
Perfluoro[1,2,3,4,5,6-13C6]Decanoic Acid (M6PFDA)	73		38-144
1H,1H,2H,2H-Perfluoro[1,2-13C2]Decanesulfonic Acid (M2-8:2FTS)	162		7-170
N-Deuteriomethylperfluoro-1-octanesulfonamidoacetic Acid (d3-NMeFOSAA)	69		1-181
Perfluoro[1,2,3,4,5,6,7-13C7]Undecanoic Acid (M7-PFUDA)	83		40-144
Perfluoro[13C8]Octanesulfonamide (M8FOSA)	40		1-87
N-Deuterioethylperfluoro-1-octanesulfonamidoacetic Acid (d5-NEtFOSAA)	79		23-146
Perfluoro[1,2-13C2]Dodecanoic Acid (MPFDOA)	72		24-161
Perfluoro[1,2-13C2]Tetradecanoic Acid (M2PFTEDA)	71		33-143
2,3,3,3-Tetrafluoro-2-[1,1,2,2,3,3,3-Heptafluoropropoxy]-13C3-Propanoic Acid (M3HFPO-DA)	60		50-150
Perfluoro[13C2]Hexadecanoic Acid (M2PFHxDA)	71		50-150
N-Methyl-d3-Perfluoro-1-Octanesulfonamide (d3-NMeFOSA)	**7**	Q	50-150
N-Ethyl-d5-Perfluoro-1-Octanesulfonamide (d5-NEtFOSA)	**8**	Q	50-150
2-(N-Methyl-d3-Perfluoro-1-Octanesulfonamido)ethan-d4-ol (d7-NMeFOSE)	**32**	Q	50-150
2-(N-Ethyl-d5-Perfluoro-1-Octanesulfonamido)ethan-d4-ol (d9-NEtFOSE)	**31**	Q	50-150

Project Name: TROY MILLS LANDFILL SUPERFUND **Lab Number:** L2017293

Project Number: 04.0190987.09 **Report Date:** 05/05/20

SAMPLE RESULTS

Lab ID: L2017293-06
Client ID: TRY_M-1
Sample Location: TROY, NH

Date Collected: 04/24/20 09:55
Date Received: 04/27/20
Field Prep: Not Specified

Sample Depth:
Matrix: Water
Analytical Method: 134,LCMSMS-ID
Analytical Date: 05/01/20 22:13
Analyst: JW

Extraction Method: ALPHA 23528
Extraction Date: 04/29/20 17:30

Parameter	Result	Qualifier	Units	RL	MDL	Dilution Factor
Perfluorinated Alkyl Acids by Isotope Dilution - Mansfield Lab						
Perfluorobutanoic Acid (PFBA)	75.2		ng/l	2.07	--	1
Perfluoropentanoic Acid (PFPeA)	185		ng/l	2.07	--	1
Perfluorobutanesulfonic Acid (PFBS)	16.2		ng/l	2.07	--	1
1H,1H,2H,2H-Perfluorohexanesulfonic Acid (4:2FTS)	ND		ng/l	2.07	--	1
Perfluorohexanoic Acid (PFHxA)	218		ng/l	2.07	--	1
Perfluoropentanesulfonic Acid (PFPeS)	ND		ng/l	2.07	--	1
Perfluoroheptanoic Acid (PFHpA)	257		ng/l	2.07	--	1
Perfluorohexanesulfonic Acid (PFHxS)	10.4		ng/l	2.07	--	1
Perfluorooctanoic Acid (PFOA)	524		ng/l	2.07	--	1
1H,1H,2H,2H-Perfluorooctanesulfonic Acid (6:2FTS)	ND		ng/l	2.07	--	1
Perfluoroheptanesulfonic Acid (PFHpS)	ND		ng/l	2.07	--	1
Perfluorononanoic Acid (PFNA)	13.7		ng/l	2.07	--	1
Perfluorooctanesulfonic Acid (PFOS)	2.66		ng/l	2.07	--	1
Perfluorodecanoic Acid (PFDA)	ND		ng/l	2.07	--	1
1H,1H,2H,2H-Perfluorodecanesulfonic Acid (8:2FTS)	ND		ng/l	2.07	--	1
Perfluorononanesulfonic Acid (PFNS)	ND		ng/l	2.07	--	1
N-Methyl Perfluorooctanesulfonamidoacetic Acid (NMeFOSAA)	ND		ng/l	2.07	--	1
Perfluoroundecanoic Acid (PFUnA)	4.32		ng/l	2.07	--	1
Perfluorodecanesulfonic Acid (PFDS)	ND		ng/l	2.07	--	1
Perfluorooctanesulfonamide (FOSA)	ND		ng/l	2.07	--	1
N-Ethyl Perfluorooctanesulfonamidoacetic Acid (NEtFOSAA)	ND		ng/l	2.07	--	1
Perfluorododecanoic Acid (PFDoA)	ND		ng/l	2.07	--	1
Perfluorotridecanoic Acid (PFTrDA)	ND		ng/l	2.07	--	1
Perfluorotetradecanoic Acid (PFTA)	ND		ng/l	2.07	--	1
2,3,3,3-Tetrafluoro-2-[1,1,2,2,3,3,3-Heptafluoropropoxy]-Propanoic Acid (HFPO-DA)	ND		ng/l	51.9	--	1
4,8-Dioxa-3h-Perfluorononanoic Acid (ADONA)	ND		ng/l	2.07	--	1
Perfluorohexadecanoic Acid (PFHxDA)	ND		ng/l	4.15	--	1

Project Name: TROY MILLS LANDFILL SUPERFUND **Lab Number:** L2017293

Project Number: 04.0190987.09 **Report Date:** 05/05/20

SAMPLE RESULTS

Lab ID: L2017293-06 Date Collected: 04/24/20 09:55

Client ID: TRY_M-1 Date Received: 04/27/20

Sample Location: TROY, NH Field Prep: Not Specified

Sample Depth:

Parameter	Result	Qualifier	Units	RL	MDL	Dilution Factor
Perfluorinated Alkyl Acids by Isotope Dilution - Mansfield Lab						
Perfluorooctadecanoic Acid (PFODA)	ND		ng/l	4.15	--	1
Perfluorododecane Sulfonic Acid (PFDoDS)	ND		ng/l	2.07	--	1
1H,1H,2H,2H-Perfluorododecanesulfonic Acid (10:2FTS)	ND		ng/l	5.19	--	1
9-Chlorohexadecafluoro-3-Oxanone-1-Sulfonic Acid (9Cl-PF3ONS)	ND		ng/l	2.07	--	1
11-Chloroeicosafluoro-3-Oxaundecane-1-Sulfonic Acid (11Cl-PF3OUdS)	ND		ng/l	2.07	--	1
N-Methyl Perfluorooctane Sulfonamide (NMeFOSA)	ND		ng/l	20.7	--	1
N-Ethyl Perfluorooctane Sulfonamide (NEtFOSA)	ND		ng/l	20.7	--	1
N-Methyl Perfluorooctanesulfonamido Ethanol (NMeFOSE)	ND		ng/l	51.9	--	1
N-Ethyl Perfluorooctanesulfonamido Ethanol (NEtFOSE)	ND		ng/l	51.9	--	1
PFOA/PFOS, Total	527		ng/l	2.07	--	1
PFAS, Total (5)	808		ng/l	2.07	--	1

Project Name: TROY MILLS LANDFILL SUPERFUND **Lab Number:** L2017293

Project Number: 04.0190987.09 **Report Date:** 05/05/20

SAMPLE RESULTS

Lab ID: L2017293-06 Date Collected: 04/24/20 09:55

Client ID: TRY_M-1 Date Received: 04/27/20

Sample Location: TROY, NH Field Prep: Not Specified

Sample Depth:

Parameter	Result	Qualifier	Units	RL	MDL	Dilution Factor

Perfluorinated Alkyl Acids by Isotope Dilution - Mansfield Lab

Surrogate (Extracted Internal Standard)	% Recovery	Qualifier	Acceptance Criteria
Perfluoro[13C4]Butanoic Acid (MPFBA)	76		2-156
Perfluoro[13C5]Pentanoic Acid (M5PFPEA)	61		16-173
Perfluoro[2,3,4-13C3]Butanesulfonic Acid (M3PFBS)	84		31-159
1H,1H,2H,2H-Perfluoro[1,2-13C2]Hexanesulfonic Acid (M2-4:2FTS)	230		1-313
Perfluoro[1,2,3,4,6-13C5]Hexanoic Acid (M5PFHxA)	58		21-145
Perfluoro[1,2,3,4-13C4]Heptanoic Acid (M4PFHpA)	71		30-139
Perfluoro[1,2,3-13C3]Hexanesulfonic Acid (M3PFHxS)	111		47-153
Perfluoro[13C8]Octanoic Acid (M8PFOA)	72		36-149
1H,1H,2H,2H-Perfluoro[1,2-13C2]Octanesulfonic Acid (M2-6:2FTS)	174		1-244
Perfluoro[13C9]Nonanoic Acid (M9PFNA)	71		34-146
Perfluoro[13C8]Octanesulfonic Acid (M8PFOS)	95		42-146
Perfluoro[1,2,3,4,5,6-13C6]Decanoic Acid (M6PFDA)	65		38-144
1H,1H,2H,2H-Perfluoro[1,2-13C2]Decanesulfonic Acid (M2-8:2FTS)	135		7-170
N-Deuteriomethylperfluoro-1-octanesulfonamidoacetic Acid (d3-NMeFOSAA)	61		1-181
Perfluoro[1,2,3,4,5,6,7-13C7]Undecanoic Acid (M7-PFUDA)	76		40-144
Perfluoro[13C8]Octanesulfonamide (M8FOSA)	47		1-87
N-Deuterioethylperfluoro-1-octanesulfonamidoacetic Acid (d5-NEtFOSAA)	66		23-146
Perfluoro[1,2-13C2]Dodecanoic Acid (MPFDOA)	74		24-161
Perfluoro[1,2-13C2]Tetradecanoic Acid (M2PFTEDA)	73		33-143
2,3,3,3-Tetrafluoro-2-[1,1,2,2,3,3,3-Heptafluoropropoxy]-13C3-Propanoic Acid (M3HFPO-DA)	51		50-150
Perfluoro[13C2]Hexadecanoic Acid (M2PFHxDA)	76		50-150
N-Methyl-d3-Perfluoro-1-Octanesulfonamide (d3-NMeFOSA)	**8**	Q	50-150
N-Ethyl-d5-Perfluoro-1-Octanesulfonamide (d5-NEtFOSA)	**9**	Q	50-150
2-(N-Methyl-d3-Perfluoro-1-Octanesulfonamido)ethan-d4-ol (d7-NMeFOSE)	**36**	Q	50-150
2-(N-Ethyl-d5-Perfluoro-1-Octanesulfonamido)ethan-d4-ol (d9-NEtFOSE)	**38**	Q	50-150

Project Name: TROY MILLS LANDFILL SUPERFUND **Lab Number:** L2017293

Project Number: 04.0190987.09 **Report Date:** 05/05/20

SAMPLE RESULTS

Lab ID: L2017293-07
Client ID: TRY_MW-202P
Sample Location: TROY, NH

Date Collected: 04/24/20 11:50
Date Received: 04/27/20
Field Prep: Not Specified

Sample Depth:
Matrix: Water
Analytical Method: 134,LCMSMS-ID
Analytical Date: 05/01/20 22:46
Analyst: JW

Extraction Method: ALPHA 23528
Extraction Date: 04/29/20 17:30

Parameter	Result	Qualifier	Units	RL	MDL	Dilution Factor
Perfluorinated Alkyl Acids by Isotope Dilution - Mansfield Lab						
Perfluorobutanoic Acid (PFBA)	32.3		ng/l	1.94	--	1
Perfluoropentanoic Acid (PFPeA)	86.6		ng/l	1.94	--	1
Perfluorobutanesulfonic Acid (PFBS)	2.04		ng/l	1.94	--	1
1H,1H,2H,2H-Perfluorohexanesulfonic Acid (4:2FTS)	ND		ng/l	1.94	--	1
Perfluorohexanoic Acid (PFHxA)	90.6		ng/l	1.94	--	1
Perfluoropentanesulfonic Acid (PFPeS)	ND		ng/l	1.94	--	1
Perfluoroheptanoic Acid (PFHpA)	79.4		ng/l	1.94	--	1
Perfluorohexanesulfonic Acid (PFHxS)	3.04		ng/l	1.94	--	1
Perfluorooctanoic Acid (PFOA)	118		ng/l	1.94	--	1
1H,1H,2H,2H-Perfluorooctanesulfonic Acid (6:2FTS)	ND		ng/l	1.94	--	1
Perfluoroheptanesulfonic Acid (PFHpS)	ND		ng/l	1.94	--	1
Perfluorononanoic Acid (PFNA)	12.1		ng/l	1.94	--	1
Perfluorooctanesulfonic Acid (PFOS)	ND		ng/l	1.94	--	1
Perfluorodecanoic Acid (PFDA)	8.23		ng/l	1.94	--	1
1H,1H,2H,2H-Perfluorodecanesulfonic Acid (8:2FTS)	ND		ng/l	1.94	--	1
Perfluorononanesulfonic Acid (PFNS)	ND		ng/l	1.94	--	1
N-Methyl Perfluorooctanesulfonamidoacetic Acid (NMeFOSAA)	ND		ng/l	1.94	--	1
Perfluoroundecanoic Acid (PFUnA)	6.92		ng/l	1.94	--	1
Perfluorodecanesulfonic Acid (PFDS)	ND		ng/l	1.94	--	1
Perfluorooctanesulfonamide (FOSA)	ND		ng/l	1.94	--	1
N-Ethyl Perfluorooctanesulfonamidoacetic Acid (NEtFOSAA)	ND		ng/l	1.94	--	1
Perfluorododecanoic Acid (PFDoA)	ND		ng/l	1.94	--	1
Perfluorotridecanoic Acid (PFTrDA)	ND		ng/l	1.94	--	1
Perfluorotetradecanoic Acid (PFTA)	ND		ng/l	1.94	--	1
2,3,3,3-Tetrafluoro-2-[1,1,2,2,3,3,3-Heptafluoropropoxy]-Propanoic Acid (HFPO-DA)	ND		ng/l	48.6	--	1
4,8-Dioxa-3h-Perfluorononanoic Acid (ADONA)	ND		ng/l	1.94	--	1
Perfluorohexadecanoic Acid (PFHxDA)	ND		ng/l	3.89	--	1

Project Name: TROY MILLS LANDFILL SUPERFUND **Lab Number:** L2017293

Project Number: 04.0190987.09 **Report Date:** 05/05/20

SAMPLE RESULTS

Lab ID: L2017293-07 Date Collected: 04/24/20 11:50

Client ID: TRY_MW-202P Date Received: 04/27/20

Sample Location: TROY, NH Field Prep: Not Specified

Sample Depth:

Parameter	Result	Qualifier	Units	RL	MDL	Dilution Factor
Perfluorinated Alkyl Acids by Isotope Dilution - Mansfield Lab						
Perfluorooctadecanoic Acid (PFODA)	ND		ng/l	3.89	--	1
Perfluorododecane Sulfonic Acid (PFDoDS)	ND		ng/l	1.94	--	1
1H,1H,2H,2H-Perfluorododecanesulfonic Acid (10:2FTS)	ND		ng/l	4.86	--	1
9-Chlorohexadecafluoro-3-Oxanone-1-Sulfonic Acid (9Cl-PF3ONS)	ND		ng/l	1.94	--	1
11-Chloroeicosafluoro-3-Oxaundecane-1-Sulfonic Acid (11Cl-PF3OUdS)	ND		ng/l	1.94	--	1
N-Methyl Perfluorooctane Sulfonamide (NMeFOSA)	ND		ng/l	19.4	--	1
N-Ethyl Perfluorooctane Sulfonamide (NEtFOSA)	ND		ng/l	19.4	--	1
N-Methyl Perfluorooctanesulfonamido Ethanol (NMeFOSE)	ND		ng/l	48.6	--	1
N-Ethyl Perfluorooctanesulfonamido Ethanol (NEtFOSE)	ND		ng/l	48.6	--	1
PFOA/PFOS, Total	118		ng/l	1.94	--	1
PFAS, Total (5)	213		ng/l	1.94	--	1

Project Name: TROY MILLS LANDFILL SUPERFUND **Lab Number:** L2017293

Project Number: 04.0190987.09 **Report Date:** 05/05/20

SAMPLE RESULTS

Lab ID: L2017293-07 Date Collected: 04/24/20 11:50

Client ID: TRY_MW-202P Date Received: 04/27/20

Sample Location: TROY, NH Field Prep: Not Specified

Sample Depth:

Parameter	Result	Qualifier	Units	RL	MDL	Dilution Factor
Perfluorinated Alkyl Acids by Isotope Dilution - Mansfield Lab						

Surrogate (Extracted Internal Standard)	% Recovery	Qualifier	Acceptance Criteria
Perfluoro[13C4]Butanoic Acid (MPFBA)	79		2-156
Perfluoro[13C5]Pentanoic Acid (M5PFPEA)	67		16-173
Perfluoro[2,3,4-13C3]Butanesulfonic Acid (M3PFBS)	90		31-159
1H,1H,2H,2H-Perfluoro[1,2-13C2]Hexanesulfonic Acid (M2-4:2FTS)	210		1-313
Perfluoro[1,2,3,4,6-13C5]Hexanoic Acid (M5PFHxA)	58		21-145
Perfluoro[1,2,3,4-13C4]Heptanoic Acid (M4PFHpA)	73		30-139
Perfluoro[1,2,3-13C3]Hexanesulfonic Acid (M3PFHxS)	124		47-153
Perfluoro[13C8]Octanoic Acid (M8PFOA)	78		36-149
1H,1H,2H,2H-Perfluoro[1,2-13C2]Octanesulfonic Acid (M2-6:2FTS)	170		1-244
Perfluoro[13C9]Nonanoic Acid (M9PFNA)	74		34-146
Perfluoro[13C8]Octanesulfonic Acid (M8PFOS)	103		42-146
Perfluoro[1,2,3,4,5,6-13C6]Decanoic Acid (M6PFDA)	76		38-144
1H,1H,2H,2H-Perfluoro[1,2-13C2]Decanesulfonic Acid (M2-8:2FTS)	150		7-170
N-Deuteriomethylperfluoro-1-octanesulfonamidoacetic Acid (d3-NMeFOSAA)	71		1-181
Perfluoro[1,2,3,4,5,6,7-13C7]Undecanoic Acid (M7-PFUDA)	87		40-144
Perfluoro[13C8]Octanesulfonamide (M8FOSA)	56		1-87
N-Deuterioethylperfluoro-1-octanesulfonamidoacetic Acid (d5-NEtFOSAA)	76		23-146
Perfluoro[1,2-13C2]Dodecanoic Acid (MPFDOA)	87		24-161
Perfluoro[1,2-13C2]Tetradecanoic Acid (M2PFTEDA)	82		33-143
2,3,3,3-Tetrafluoro-2-[1,1,2,2,3,3,3-Heptafluoropropoxy]-13C3-Propanoic Acid (M3HFPO-DA)	**39**	Q	50-150
Perfluoro[13C2]Hexadecanoic Acid (M2PFHxDA)	79		50-150
N-Methyl-d3-Perfluoro-1-Octanesulfonamide (d3-NMeFOSA)	**10**	Q	50-150
N-Ethyl-d5-Perfluoro-1-Octanesulfonamide (d5-NEtFOSA)	**10**	Q	50-150
2-(N-Methyl-d3-Perfluoro-1-Octanesulfonamido)ethan-d4-ol (d7-NMeFOSE)	**41**	Q	50-150
2-(N-Ethyl-d5-Perfluoro-1-Octanesulfonamido)ethan-d4-ol (d9-NEtFOSE)	**42**	Q	50-150

Project Name: TROY MILLS LANDFILL SUPERFUND **Lab Number:** L2017293

Project Number: 04.0190987.09 **Report Date:** 05/05/20

Method Blank Analysis
Batch Quality Control

Analytical Method: 134,LCMSMS-ID
Analytical Date: 05/01/20 20:16
Analyst: JW

Extraction Method: ALPHA 23528
Extraction Date: 04/29/20 17:30

Parameter	Result	Qualifier	Units	RL	MDL
Perfluorinated Alkyl Acids by Isotope Dilution - Mansfield Lab for sample(s): 01-07 Batch: WG1365740-1					
Perfluorobutanoic Acid (PFBA)	ND		ng/l	2.00	--
Perfluoropentanoic Acid (PFPeA)	ND		ng/l	2.00	--
Perfluorobutanesulfonic Acid (PFBS)	ND		ng/l	2.00	--
1H,1H,2H,2H-Perfluorohexanesulfonic Acid (4:2FTS)	ND		ng/l	2.00	--
Perfluorohexanoic Acid (PFHxA)	ND		ng/l	2.00	--
Perfluoropentanesulfonic Acid (PFPeS)	ND		ng/l	2.00	--
Perfluoroheptanoic Acid (PFHpA)	ND		ng/l	2.00	--
Perfluorohexanesulfonic Acid (PFHxS)	ND		ng/l	2.00	--
Perfluorooctanoic Acid (PFOA)	ND		ng/l	2.00	--
1H,1H,2H,2H-Perfluorooctanesulfonic Acid (6:2FTS)	ND		ng/l	2.00	--
Perfluoroheptanesulfonic Acid (PFHpS)	ND		ng/l	2.00	--
Perfluorononanoic Acid (PFNA)	ND		ng/l	2.00	--
Perfluorooctanesulfonic Acid (PFOS)	ND		ng/l	2.00	--
Perfluorodecanoic Acid (PFDA)	ND		ng/l	2.00	--
1H,1H,2H,2H-Perfluorodecanesulfonic Acid (8:2FTS)	ND		ng/l	2.00	--
Perfluorononanesulfonic Acid (PFNS)	ND		ng/l	2.00	--
N-Methyl Perfluorooctanesulfonamidoacetic Acid (NMeFOSAA)	ND		ng/l	2.00	--
Perfluoroundecanoic Acid (PFUnA)	ND		ng/l	2.00	--
Perfluorodecanesulfonic Acid (PFDS)	ND		ng/l	2.00	--
Perfluorooctanesulfonamide (FOSA)	ND		ng/l	2.00	--
N-Ethyl Perfluorooctanesulfonamidoacetic Acid (NEtFOSAA)	ND		ng/l	2.00	--
Perfluorododecanoic Acid (PFDoA)	ND		ng/l	2.00	--
Perfluorotridecanoic Acid (PFTrDA)	ND		ng/l	2.00	--
Perfluorotetradecanoic Acid (PFTA)	ND		ng/l	2.00	--
2,3,3,3-Tetrafluoro-2-[1,1,2,2,3,3,3-Heptafluoropropoxy]-Propanoic Acid (HFPO-DA)	ND		ng/l	50.0	--
4,8-Dioxa-3h-Perfluorononanoic Acid (ADONA)	ND		ng/l	2.00	--

Project Name: TROY MILLS LANDFILL SUPERFUND **Lab Number:** L2017293

Project Number: 04.0190987.09 **Report Date:** 05/05/20

Method Blank Analysis
Batch Quality Control

Analytical Method: 134,LCMSMS-ID
Analytical Date: 05/01/20 20:16
Analyst: JW

Extraction Method: ALPHA 23528
Extraction Date: 04/29/20 17:30

Parameter	Result	Qualifier	Units	RL	MDL
Perfluorinated Alkyl Acids by Isotope Dilution - Mansfield Lab for sample(s): 01-07 Batch: WG1365740-1					
Perfluorohexadecanoic Acid (PFHxDA)	ND		ng/l	4.00	--
Perfluorooctadecanoic Acid (PFODA)	ND		ng/l	4.00	--
Perfluorododecane Sulfonic Acid (PFDoDS)	ND		ng/l	2.00	--
1H,1H,2H,2H-Perfluorododecanesulfonic Acid (10:2FTS)	ND		ng/l	5.00	--
9-Chlorohexadecafluoro-3-Oxanone-1-Sulfonic Acid (9Cl-PF3ONS)	ND		ng/l	2.00	--
11-Chloroeicosafluoro-3-Oxaundecane-1-Sulfonic Acid (11Cl-PF3OUdS)	ND		ng/l	2.00	--
N-Methyl Perfluorooctane Sulfonamide (NMeFOSA)	ND		ng/l	20.0	--
N-Ethyl Perfluorooctane Sulfonamide (NEtFOSA)	ND		ng/l	20.0	--
N-Methyl Perfluorooctanesulfonamido Ethanol (NMeFOSE)	ND		ng/l	50.0	--
N-Ethyl Perfluorooctanesulfonamido Ethanol (NEtFOSE)	ND		ng/l	50.0	--
PFOA/PFOS, Total	ND		ng/l	2.00	--
PFAS, Total (5)	ND		ng/l	2.00	--

Project Name: TROY MILLS LANDFILL SUPERFUND **Lab Number:** L2017293

Project Number: 04.0190987.09 **Report Date:** 05/05/20

Method Blank Analysis
Batch Quality Control

Analytical Method: 134,LCMSMS-ID
Analytical Date: 05/01/20 20:16
Analyst: JW

Extraction Method: ALPHA 23528
Extraction Date: 04/29/20 17:30

Parameter	Result	Qualifier	Units	RL	MDL
Perfluorinated Alkyl Acids by Isotope Dilution - Mansfield Lab for sample(s): 01-07 Batch: WG1365740-1					

Surrogate	%Recovery	Qualifier	Acceptance Criteria
Perfluoro[13C4]Butanoic Acid (MPFBA)	24		2-156
Perfluoro[13C5]Pentanoic Acid (M5PFPEA)	25		16-173
Perfluoro[2,3,4-13C3]Butanesulfonic Acid (M3PFBS)	93		31-159
1H,1H,2H,2H-Perfluoro[1,2-13C2]Hexanesulfonic Acid (M2-4:2FTS)	99		1-313
Perfluoro[1,2,3,4,6-13C5]Hexanoic Acid (M5PFHxA)	23		21-145
Perfluoro[1,2,3,4-13C4]Heptanoic Acid (M4PFHpA)	33		30-139
Perfluoro[1,2,3-13C3]Hexanesulfonic Acid (M3PFHxS)	116		47-153
Perfluoro[13C8]Octanoic Acid (M8PFOA)	41		36-149
1H,1H,2H,2H-Perfluoro[1,2-13C2]Octanesulfonic Acid (M2-6:2FTS)	112		1-244
Perfluoro[13C9]Nonanoic Acid (M9PFNA)	48		34-146
Perfluoro[13C8]Octanesulfonic Acid (M8PFOS)	98		42-146
Perfluoro[1,2,3,4,5,6-13C6]Decanoic Acid (M6PFDA)	63		38-144
1H,1H,2H,2H-Perfluoro[1,2-13C2]Decanesulfonic Acid (M2-8:2FTS)	117		7-170
N-Deuteriomethylperfluoro-1-octanesulfonamidoacetic Acid (d3-NMeFOSAA)	28		1-181
Perfluoro[1,2,3,4,5,6,7-13C7]Undecanoic Acid (M7-PFUDA)	88		40-144
Perfluoro[13C8]Octanesulfonamide (M8FOSA)	54		1-87
N-Deuterioethylperfluoro-1-octanesulfonamidoacetic Acid (d5-NEtFOSAA)	33		23-146
Perfluoro[1,2-13C2]Dodecanoic Acid (MPFDOA)	90		24-161
Perfluoro[1,2-13C2]Tetradecanoic Acid (M2PFTEDA)	89		33-143
2,3,3,3-Tetrafluoro-2-[1,1,2,2,3,3,3-Heptafluoropropoxy]-13C3-Propanoic Acid (M3HFPO-DA)	**3**	Q	50-150
Perfluoro[13C2]Hexadecanoic Acid (M2PFHxDA)	91		50-150
N-Methyl-d3-Perfluoro-1-Octanesulfonamide (d3-NMeFOSA)	**4**	Q	50-150
N-Ethyl-d5-Perfluoro-1-Octanesulfonamide (d5-NEtFOSA)	**5**	Q	50-150
2-(N-Methyl-d3-Perfluoro-1-Octanesulfonamido)ethan-d4-ol (d7-NMeFOSE)	**31**	Q	50-150
2-(N-Ethyl-d5-Perfluoro-1-Octanesulfonamido)ethan-d4-ol (d9-NEtFOSE)	**33**	Q	50-150

Lab Control Sample Analysis

Batch Quality Control

Project Name: TROY MILLS LANDFILL SUPERFUND

Project Number: 04.0190987.09

Lab Number: L2017293

Report Date: 05/05/20

Parameter	LCS %Recovery	Qual	LCSD %Recovery	Qual	%Recovery Limits	RPD	Qual	RPD Limits
Perfluorinated Alkyl Acids by Isotope Dilution - Mansfield Lab Associated sample(s): 01-07 Batch: WG1365740-2 WG1365740-3								
Perfluorobutanoic Acid (PFBA)	116		111		67-148	4		30
Perfluoropentanoic Acid (PFPeA)	119		115		63-161	3		30
Perfluorobutanesulfonic Acid (PFBS)	98		98		65-157	0		30
1H,1H,2H,2H-Perfluorohexanesulfonic Acid (4:2FTS)	112		109		37-219	3		30
Perfluorohexanoic Acid (PFHxA)	123		118		69-168	4		30
Perfluoropentanesulfonic Acid (PFPeS)	99		100		52-156	1		30
Perfluoroheptanoic Acid (PFHpA)	119		112		58-159	6		30
Perfluorohexanesulfonic Acid (PFHxS)	110		111		69-177	1		30
Perfluorooctanoic Acid (PFOA)	125		116		63-159	7		30
1H,1H,2H,2H-Perfluorooctanesulfonic Acid (6:2FTS)	121		117		49-187	3		30
Perfluoroheptanesulfonic Acid (PFHpS)	121		118		61-179	3		30
Perfluorononanoic Acid (PFNA)	116		116		68-171	0		30
Perfluorooctanesulfonic Acid (PFOS)	116		111		52-151	4		30
Perfluorodecanoic Acid (PFDA)	117		113		63-171	3		30
1H,1H,2H,2H-Perfluorodecanesulfonic Acid (8:2FTS)	104		112		56-173	7		30
Perfluorononanesulfonic Acid (PFNS)	117		114		48-150	3		30
N-Methyl Perfluorooctanesulfonamidoacetic Acid (NMeFOSAA)	118		126		60-166	7		30
Perfluoroundecanoic Acid (PFUnA)	112		104		60-153	7		30
Perfluorodecanesulfonic Acid (PFDS)	131		120		38-156	9		30
Perfluorooctanesulfonamide (FOSA)	112		109		46-170	3		30
N-Ethyl Perfluorooctanesulfonamidoacetic Acid (NEtFOSAA)	118		120		45-170	2		30
Perfluorododecanoic Acid (PFDoA)	125		117		67-153	7		30

Lab Control Sample Analysis

Batch Quality Control

Project Name: TROY MILLS LANDFILL SUPERFUND

Project Number: 04.0190987.09

Lab Number: L2017293

Report Date: 05/05/20

Parameter	LCS %Recovery	Qual	LCSD %Recovery	Qual	%Recovery Limits	RPD	Qual	RPD Limits
Perfluorinated Alkyl Acids by Isotope Dilution - Mansfield Lab	Associated sample(s): 01-07		Batch: WG1365740-2 WG1365740-3					
Perfluorotridecanoic Acid (PFTrDA)	138		134		48-158	3		30
Perfluorotetradecanoic Acid (PFTA)	121		120		59-182	1		30
2,3,3,3-Tetrafluoro-2-[1,1,2,2,3,3,3-Heptafluoropropoxy]-Propanoic Acid (HFPO-DA)	82		75		50-150	9		30
4,8-Dioxa-3h-Perfluorononanoic Acid (ADONA)	99		98		50-150	1		30
Perfluorohexadecanoic Acid (PFHxDA)	101		102		50-150	1		30
Perfluorooctadecanoic Acid (PFODA)	**49**	Q	**44**	Q	50-150	11		30
Perfluorododecane Sulfonic Acid (PFDoDS)	107		100		50-150	7		30
1H,1H,2H,2H-Perfluorododecanesulfonic Acid (10:2FTS)	**200**	Q	**193**	Q	50-150	4		30
9-Chlorohexadecafluoro-3-Oxanone-1-Sulfonic Acid (9Cl-PF3ONS)	109		107		50-150	2		30
11-Chloroeicosafluoro-3-Oxaundecane-1-Sulfonic Acid (11Cl-PF3OUdS)	125		123		50-150	2		30
N-Methyl Perfluorooctane Sulfonamide (NMeFOSA)	104		111		50-150	7		30
N-Ethyl Perfluorooctane Sulfonamide (NEtFOSA)	87		94		50-150	8		30
N-Methyl Perfluorooctanesulfonamido Ethanol (NMeFOSE)	127		136		50-150	7		30
N-Ethyl Perfluorooctanesulfonamido Ethanol (NEtFOSE)	111		115		50-150	4		30

Lab Control Sample Analysis
Batch Quality Control

Project Name: TROY MILLS LANDFILL SUPERFUND
Project Number: 04.0190987.09
Lab Number: L2017293
Report Date: 05/05/20

Parameter	LCS %Recovery	Qual	LCSD %Recovery	Qual	%Recovery Limits	RPD	Qual	RPD Limits
Perfluorinated Alkyl Acids by Isotope Dilution - Mansfield Lab Associated sample(s): 01-07 Batch: WG1365740-2 WG1365740-3								

Surrogate	LCS %Recovery	Qual	LCSD %Recovery	Qual	Acceptance Criteria
Perfluoro[13C4]Butanoic Acid (MPFBA)	73		84		2-156
Perfluoro[13C5]Pentanoic Acid (M5PFPEA)	76		86		16-173
Perfluoro[2,3,4-13C3]Butanesulfonic Acid (M3PFBS)	85		95		31-159
1H,1H,2H,2H-Perfluoro[1,2-13C2]Hexanesulfonic Acid (M2-4:2FTS)	83		90		1-313
Perfluoro[1,2,3,4,6-13C5]Hexanoic Acid (M5PFHxA)	62		73		21-145
Perfluoro[1,2,3,4-13C4]Heptanoic Acid (M4PFHpA)	73		85		30-139
Perfluoro[1,2,3-13C3]Hexanesulfonic Acid (M3PFHxS)	108		117		47-153
Perfluoro[13C8]Octanoic Acid (M8PFOA)	82		94		36-149
1H,1H,2H,2H-Perfluoro[1,2-13C2]Octanesulfonic Acid (M2-6:2FTS)	103		110		1-244
Perfluoro[13C9]Nonanoic Acid (M9PFNA)	81		92		34-146
Perfluoro[13C8]Octanesulfonic Acid (M8PFOS)	93		103		42-146
Perfluoro[1,2,3,4,5,6-13C6]Decanoic Acid (M6PFDA)	90		97		38-144
1H,1H,2H,2H-Perfluoro[1,2-13C2]Decanesulfonic Acid (M2-8:2FTS)	102		107		7-170
N-Deuteriomethylperfluoro-1-octanesulfonamidoacetic Acid (d3-NMeFOSAA)	86		90		1-181
Perfluoro[1,2,3,4,5,6,7-13C7]Undecanoic Acid (M7-PFUDA)	106		117		40-144
Perfluoro[13C8]Octanesulfonamide (M8FOSA)	46		49		1-87
N-Deuterioethylperfluoro-1-octanesulfonamidoacetic Acid (d5-NEtFOSAA)	84		83		23-146
Perfluoro[1,2-13C2]Dodecanoic Acid (MPFDOA)	106		111		24-161
Perfluoro[1,2-13C2]Tetradecanoic Acid (M2PFTEDA)	100		106		33-143
2,3,3,3-Tetrafluoro-2-[1,1,2,2,3,3,3-Heptafluoropropoxy]-13C3-Propanoic Acid (M3HFPO-DA)	**41**	Q	**46**	Q	50-150
Perfluoro[13C2]Hexadecanoic Acid (M2PFHxDA)	93		95		50-150
N-Methyl-d3-Perfluoro-1-Octanesulfonamide (d3-NMeFOSA)	**5**	Q	**7**	Q	50-150
N-Ethyl-d5-Perfluoro-1-Octanesulfonamide (d5-NEtFOSA)	**6**	Q	**8**	Q	50-150
2-(N-Methyl-d3-Perfluoro-1-Octanesulfonamido)ethan-d4-ol (d7-NMeFOSE)	**34**	Q	**36**	Q	50-150
2-(N-Ethyl-d5-Perfluoro-1-Octanesulfonamido)ethan-d4-ol (d9-NEtFOSE)	**35**	Q	**38**	Q	50-150

Matrix Spike Analysis

Batch Quality Control

Project Name: TROY MILLS LANDFILL SUPERFUND

Project Number: 04.0190987.09

Lab Number: L2017293

Report Date: 05/05/20

Parameter	Native Sample	MS Added	MS Found	MS %Recovery	Qual	MSD Found	MSD %Recovery	Qual	Recovery Limits	RPD	Qual	RPD Limits
Perfluorinated Alkyl Acids by Isotope Dilution - Mansfield Lab Associated sample(s): 01-07 QC Batch ID: WG1365740-4 QC Sample: L2017293-05 Client ID: TRY_MW-602B												
Perfluorobutanoic Acid (PFBA)	29.9	45.7	81.9	114		-	-		67-148	-		30
Perfluoropentanoic Acid (PFPeA)	60.0	45.7	112	114		-	-		63-161	-		30
Perfluorobutanesulfonic Acid (PFBS)	6.36	40.4	46.4	99		-	-		65-157	-		30
1H,1H,2H,2H-Perfluorohexanesulfonic Acid (4:2FTS)	ND	42.7	46.0	108		-	-		37-219	-		30
Perfluorohexanoic Acid (PFHxA)	77.5	45.7	130	115		-	-		69-168	-		30
Perfluoropentanesulfonic Acid (PFPeS)	ND	41.1	41.7	101		-	-		52-156	-		30
Perfluoroheptanoic Acid (PFHpA)	96.6	45.7	147	110		-	-		58-159	-		30
Perfluorohexanesulfonic Acid (PFHxS)	4.45	41.6	51.2	112		-	-		69-177	-		30
Perfluorooctanoic Acid (PFOA)	240	45.7	294	118		-	-		63-159	-		30
1H,1H,2H,2H-Perfluorooctanesulfonic Acid (6:2FTS)	ND	43.4	54.8	126		-	-		49-187	-		30
Perfluoroheptanesulfonic Acid (PFHpS)	ND	43.4	54.8	126		-	-		61-179	-		30
Perfluorononanoic Acid (PFNA)	8.37	45.7	61.6	117		-	-		68-171	-		30
Perfluorooctanesulfonic Acid (PFOS)	ND	42.3	47.8	113		-	-		52-151	-		30
Perfluorodecanoic Acid (PFDA)	ND	45.7	54.0	118		-	-		63-171	-		30
1H,1H,2H,2H-Perfluorodecanesulfonic Acid (8:2FTS)	ND	43.8	46.2	105		-	-		56-173	-		30
Perfluorononanesulfonic Acid (PFNS)	ND	43.8	45.7	104		-	-		48-150	-		30
N-Methyl Perfluorooctanesulfonamidoacetic Acid (NMeFOSAA)	ND	45.7	54.1	118		-	-		60-166	-		30
Perfluoroundecanoic Acid (PFUnA)	ND	45.7	53.7	118		-	-		60-153	-		30
Perfluorodecanesulfonic Acid (PFDS)	ND	44.1	45.1	102		-	-		38-156	-		30
Perfluorooctanesulfonamide (FOSA)	ND	45.7	49.9	109		-	-		46-170	-		30
N-Ethyl Perfluorooctanesulfonamidoacetic Acid (NEtFOSAA)	ND	45.7	51.1	112		-	-		45-170	-		30
Perfluorododecanoic Acid (PFDoA)	ND	45.7	52.1	114		-	-		67-153	-		30

Matrix Spike Analysis

Batch Quality Control

Project Name: TROY MILLS LANDFILL SUPERFUND
Project Number: 04.0190987.09
Lab Number: L2017293
Report Date: 05/05/20

Parameter	Native Sample	MS Added	MS Found	MS %Recovery	Qual	MSD Found	MSD %Recovery	Qual	Recovery Limits	RPD	Qual	RPD Limits
Perfluorinated Alkyl Acids by Isotope Dilution - Mansfield Lab Associated sample(s): 01-07 QC Batch ID: WG1365740-4 QC Sample: L2017293-05 Client ID: TRY_MW-602B												
Perfluorotridecanoic Acid (PFTrDA)	ND	45.7	63.1	138		-	-		48-158	-		30
Perfluorotetradecanoic Acid (PFTA)	ND	45.7	54.0	118		-	-		59-182	-		30
2,3,3,3-Tetrafluoro-2-[1,1,2,2,3,3,3-Heptafluoropropoxy]-Propanoic Acid (HFPO-DA)	ND	913	644	70		-	-		50-150	-		30
4,8-Dioxa-3h-Perfluorononanoic Acid (ADONA)	ND	45.7	47.8	105		-	-		50-150	-		30
Perfluorohexadecanoic Acid (PFHxDA)	ND	45.7	46.6	102		-	-		50-150	-		30
Perfluorooctadecanoic Acid (PFODA)	ND	45.7	28.7	63		-	-		50-150	-		30
Perfluorododecane Sulfonic Acid (PFDoDS)	ND	44.2	42.6	96		-	-		50-150	-		30
1H,1H,2H,2H-Perfluorododecanesulfonic Acid (10:2FTS)	ND	44	61.8	140		-	-		50-150	-		30
9-Chlorohexadecafluoro-3-Oxanone-1-Sulfonic Acid (9Cl-PF3ONS)	ND	42.6	42.8	101		-	-		50-150	-		30
11-Chloroeicosafluoro-3-Oxaundecane-1-Sulfonic Acid (11Cl-PF3OUdS)	ND	43	45.4	106		-	-		50-150	-		30
N-Methyl Perfluorooctane Sulfonamide (NMeFOSA)	ND	45.7	52.0	114		-	-		50-150	-		30
N-Ethyl Perfluorooctane Sulfonamide (NEtFOSA)	ND	45.7	41.8	92		-	-		50-150	-		30
N-Methyl Perfluorooctanesulfonamido Ethanol (NMeFOSE)	ND	45.7	57.7	126		-	-		50-150	-		30
N-Ethyl Perfluorooctanesulfonamido Ethanol (NEtFOSE)	ND	45.7	ND	112		-	-		50-150	-		30

Surrogate	MS % Recovery	MS Qualifier	MSD % Recovery	MSD Qualifier	Acceptance Criteria
1H,1H,2H,2H-Perfluoro[1,2-13C2]Decanesulfonic Acid (M2-8:2FTS)	133				7-170
1H,1H,2H,2H-Perfluoro[1,2-13C2]Hexanesulfonic Acid (M2-4:2FTS)	198				1-313
1H,1H,2H,2H-Perfluoro[1,2-13C2]Octanesulfonic Acid (M2-6:2FTS)	192				1-244

Matrix Spike Analysis

Batch Quality Control

Project Name: TROY MILLS LANDFILL SUPERFUND ***Lab Number:*** L2017293

Project Number: 04.0190987.09 ***Report Date:*** 05/05/20

Parameter	*Native Sample*	*MS Added*	*MS Found*	*MS %Recovery*	*Qual*	*MSD Found*	*MSD %Recovery*	*Qual*	*Recovery Limits*	*RPD*	*Qual*	*RPD Limits*
Perfluorinated Alkyl Acids by Isotope Dilution - Mansfield Lab Associated sample(s): 01-07 QC Batch ID: WG1365740-4 QC Sample: L2017293-05 Client ID: TRY_MW-602B												

Surrogate	*MS % Recovery*	*MS Qualifier*	*MSD % Recovery*	*MSD Qualifier*	*Acceptance Criteria*
2,3,3,3-Tetrafluoro-2-[1,1,2,2,3,3,3-Heptafluoropropoxy]-13C3-Propanoic Acid (M3HFPO-DA)	72				50-150
2-(N-Ethyl-d5-Perfluoro-1-Octanesulfonamido)ethan-d4-ol (d9-NEtFOSE)	**27**	Q			50-150
2-(N-Methyl-d3-Perfluoro-1-Octanesulfonamido)ethan-d4-ol (d7-NMeFOSE)	**26**	Q			50-150
N-Deuterioethylperfluoro-1-octanesulfonamidoacetic Acid (d5-NEtFOSAA)	79				23-146
N-Deuteriomethylperfluoro-1-octanesulfonamidoacetic Acid (d3-NMeFOSAA)	72				1-181
N-Ethyl-d5-Perfluoro-1-Octanesulfonamide (d5-NEtFOSA)	**5**	Q			50-150
N-Methyl-d3-Perfluoro-1-Octanesulfonamide (d3-NMeFOSA)	**5**	Q			50-150
Perfluoro[1,2,3,4,5,6,7-13C7]Undecanoic Acid (M7-PFUDA)	80				40-144
Perfluoro[1,2,3,4,5,6-13C6]Decanoic Acid (M6PFDA)	71				38-144
Perfluoro[1,2,3,4,6-13C5]Hexanoic Acid (M5PFHxA)	60				21-145
Perfluoro[1,2,3,4-13C4]Heptanoic Acid (M4PFHpA)	77				30-139
Perfluoro[1,2,3-13C3]Hexanesulfonic Acid (M3PFHxS)	113				47-153
Perfluoro[1,2-13C2]Dodecanoic Acid (MPFDOA)	73				24-161
Perfluoro[1,2-13C2]Tetradecanoic Acid (M2PFTEDA)	74				33-143
Perfluoro[13C2]Hexadecanoic Acid (M2PFHxDA)	66				50-150
Perfluoro[13C4]Butanoic Acid (MPFBA)	85				2-156
Perfluoro[13C5]Pentanoic Acid (M5PFPEA)	70				16-173
Perfluoro[13C8]Octanesulfonamide (M8FOSA)	41				1-87
Perfluoro[13C8]Octanesulfonic Acid (M8PFOS)	98				42-146
Perfluoro[13C8]Octanoic Acid (M8PFOA)	82				36-149
Perfluoro[13C9]Nonanoic Acid (M9PFNA)	78				34-146
Perfluoro[2,3,4-13C3]Butanesulfonic Acid (M3PFBS)	83				31-159

Lab Duplicate Analysis
Batch Quality Control

Project Name: TROY MILLS LANDFILL SUPERFUND
Project Number: 04.0190987.09

Lab Number: L2017293
Report Date: 05/05/20

Parameter	Native Sample	Duplicate Sample	Units	RPD	Qual	RPD Limits
Perfluorinated Alkyl Acids by Isotope Dilution - Mansfield Lab Associated sample(s): 01-07 QC Batch ID: WG1365740-5 QC Sample: L2017293-06 Client ID: TRY_M-1						
Perfluorobutanoic Acid (PFBA)	75.2	75.8	ng/l	1		30
Perfluoropentanoic Acid (PFPeA)	185	187	ng/l	1		30
Perfluorobutanesulfonic Acid (PFBS)	16.2	15.8	ng/l	2		30
1H,1H,2H,2H-Perfluorohexanesulfonic Acid (4:2FTS)	ND	ND	ng/l	NC		30
Perfluorohexanoic Acid (PFHxA)	218	222	ng/l	2		30
Perfluoropentanesulfonic Acid (PFPeS)	ND	ND	ng/l	NC		30
Perfluoroheptanoic Acid (PFHpA)	257	264	ng/l	3		30
Perfluorohexanesulfonic Acid (PFHxS)	10.4	9.87	ng/l	5		30
Perfluorooctanoic Acid (PFOA)	524	537	ng/l	2		30
1H,1H,2H,2H-Perfluorooctanesulfonic Acid (6:2FTS)	ND	ND	ng/l	NC		30
Perfluoroheptanesulfonic Acid (PFHpS)	ND	ND	ng/l	NC		30
Perfluorononanoic Acid (PFNA)	13.7	13.2	ng/l	4		30
Perfluorooctanesulfonic Acid (PFOS)	2.66	3.42	ng/l	25		30
Perfluorodecanoic Acid (PFDA)	ND	ND	ng/l	NC		30
1H,1H,2H,2H-Perfluorodecanesulfonic Acid (8:2FTS)	ND	ND	ng/l	NC		30
Perfluorononanesulfonic Acid (PFNS)	ND	ND	ng/l	NC		30
N-Methyl Perfluorooctanesulfonamidoacetic Acid (NMeFOSAA)	ND	ND	ng/l	NC		30
Perfluoroundecanoic Acid (PFUnA)	4.32	4.63	ng/l	7		30
Perfluorodecanesulfonic Acid (PFDS)	ND	ND	ng/l	NC		30
Perfluorooctanesulfonamide (FOSA)	ND	ND	ng/l	NC		30

Lab Duplicate Analysis
Batch Quality Control

Project Name: TROY MILLS LANDFILL SUPERFUND
Project Number: 04.0190987.09

Lab Number: L2017293
Report Date: 05/05/20

Parameter	Native Sample	Duplicate Sample	Units	RPD	Qual	RPD Limits
Perfluorinated Alkyl Acids by Isotope Dilution - Mansfield Lab Associated sample(s): 01-07 QC Batch ID: WG1365740-5 QC Sample: L2017293-06 Client ID: TRY_M-1						
N-Ethyl Perfluorooctanesulfonamidoacetic Acid (NEtFOSAA)	ND	ND	ng/l	NC		30
Perfluorododecanoic Acid (PFDoA)	ND	ND	ng/l	NC		30
Perfluorotridecanoic Acid (PFTrDA)	ND	ND	ng/l	NC		30
Perfluorotetradecanoic Acid (PFTA)	ND	ND	ng/l	NC		30
2,3,3,3-Tetrafluoro-2-[1,1,2,2,3,3,3-Heptafluoropropoxy]-Propanoic Acid (HFPO-DA)	ND	ND	ng/l	NC		30
4,8-Dioxa-3h-Perfluorononanoic Acid (ADONA)	ND	ND	ng/l	NC		30
Perfluorohexadecanoic Acid (PFHxDA)	ND	ND	ng/l	NC		30
Perfluorooctadecanoic Acid (PFODA)	ND	ND	ng/l	NC		30
Perfluorododecane Sulfonic Acid (PFDoDS)	ND	ND	ng/l	NC		30
1H,1H,2H,2H-Perfluorododecanesulfonic Acid (10:2FTS)	ND	ND	ng/l	NC		30
9-Chlorohexadecafluoro-3-Oxanone-1-Sulfonic Acid (9Cl-PF3ONS)	ND	ND	ng/l	NC		30
11-Chloroeicosafluoro-3-Oxaundecane-1-Sulfonic Acid (11Cl-PF3OUdS)	ND	ND	ng/l	NC		30
N-Methyl Perfluorooctane Sulfonamide (NMeFOSA)	ND	ND	ng/l	NC		30
N-Ethyl Perfluorooctane Sulfonamide (NEtFOSA)	ND	ND	ng/l	NC		30
N-Methyl Perfluorooctanesulfonamido Ethanol (NMeFOSE)	ND	ND	ng/l	NC		30
N-Ethyl Perfluorooctanesulfonamido Ethanol (NEtFOSE)	ND	ND	ng/l	NC		30
PFOA/PFOS, Total	527	540	ng/l	3		30
PFAS, Total (5)	808	827	ng/l	2		30

Lab Duplicate Analysis
Batch Quality Control

Project Name: TROY MILLS LANDFILL SUPERFUND
Project Number: 04.0190987.09

Lab Number: L2017293
Report Date: 05/05/20

Parameter	Native Sample	Duplicate Sample	Units	RPD	Qual	RPD Limits

Perfluorinated Alkyl Acids by Isotope Dilution - Mansfield Lab Associated sample(s): 01-07 QC Batch ID: WG1365740-5 QC Sample: L2017293-06 Client ID: TRY_M-1

Surrogate	%Recovery	Qualifier	%Recovery	Qualifier	Acceptance Criteria
Perfluoro[13C4]Butanoic Acid (MPFBA)	76		75		2-156
Perfluoro[13C5]Pentanoic Acid (M5PFPEA)	61		60		16-173
Perfluoro[2,3,4-13C3]Butanesulfonic Acid (M3PFBS)	84		86		31-159
1H,1H,2H,2H-Perfluoro[1,2-13C2]Hexanesulfonic Acid (M2-4:2FTS)	230		217		1-313
Perfluoro[1,2,3,4,6-13C5]Hexanoic Acid (M5PFHxA)	58		55		21-145
Perfluoro[1,2,3,4-13C4]Heptanoic Acid (M4PFHpA)	71		68		30-139
Perfluoro[1,2,3-13C3]Hexanesulfonic Acid (M3PFHxS)	111		116		47-153
Perfluoro[13C8]Octanoic Acid (M8PFOA)	72		69		36-149
1H,1H,2H,2H-Perfluoro[1,2-13C2]Octanesulfonic Acid (M2-6:2FTS)	174		170		1-244
Perfluoro[13C9]Nonanoic Acid (M9PFNA)	71		72		34-146
Perfluoro[13C8]Octanesulfonic Acid (M8PFOS)	95		97		42-146
Perfluoro[1,2,3,4,5,6-13C6]Decanoic Acid (M6PFDA)	65		65		38-144
1H,1H,2H,2H-Perfluoro[1,2-13C2]Decanesulfonic Acid (M2-8:2FTS)	135		128		7-170
N-Deuteriomethylperfluoro-1-octanesulfonamidoacetic Acid (d3-NMeFOSAA)	61		59		1-181
Perfluoro[1,2,3,4,5,6,7-13C7]Undecanoic Acid (M7-PFUDA)	76		76		40-144
Perfluoro[13C8]Octanesulfonamide (M8FOSA)	47		50		1-87
N-Deuterioethylperfluoro-1-octanesulfonamidoacetic Acid (d5-NEtFOSAA)	66		74		23-146
Perfluoro[1,2-13C2]Dodecanoic Acid (MPFDOA)	74		75		24-161
Perfluoro[1,2-13C2]Tetradecanoic Acid (M2PFTEDA)	73		73		33-143
2,3,3,3-Tetrafluoro-2-[1,1,2,2,3,3,3-Heptafluoropropoxy]-13C3-Propanoic Acid (M3HFPO-DA)	51		**43**	Q	50-150
Perfluoro[13C2]Hexadecanoic Acid (M2PFHxDA)	76		75		50-150
N-Methyl-d3-Perfluoro-1-Octanesulfonamide (d3-NMeFOSA)	**8**	Q	**7**	Q	50-150
N-Ethyl-d5-Perfluoro-1-Octanesulfonamide (d5-NEtFOSA)	**9**	Q	**8**	Q	50-150
2-(N-Methyl-d3-Perfluoro-1-Octanesulfonamido)ethan-d4-ol (d7-NMeFOSE)	**36**	Q	**37**	Q	50-150

Lab Duplicate Analysis
Batch Quality Control

Project Name: TROY MILLS LANDFILL SUPERFUND
Project Number: 04.0190987.09

Lab Number: L2017293
Report Date: 05/05/20

Parameter	Native Sample	Duplicate Sample	Units	RPD	Qual	RPD Limits

Perfluorinated Alkyl Acids by Isotope Dilution - Mansfield Lab Associated sample(s): 01-07 QC Batch ID: WG1365740-5 QC Sample: L2017293-06 Client ID: TRY_M-1

Surrogate	%Recovery	Qualifier	%Recovery	Qualifier	Acceptance Criteria
2-(N-Ethyl-d5-Perfluoro-1-Octanesulfonamido)ethan-d4-ol (d9-NEtFOSE)	**38**	Q	**35**	Q	50-150

Project Name: TROY MILLS LANDFILL SUPERFUND
Project Number: 04.0190987.09

Lab Number: L2017293
Report Date: 05/05/20

Sample Receipt and Container Information

Were project specific reporting limits specified? YES

Cooler Information

Cooler	Custody Seal
C	Absent

Container Information

Container ID	Container Type	Cooler	Initial pH	Final pH	Temp deg C	Pres	Seal	Frozen Date/Time	Analysis(*)
L2017293-01A	Plastic 250ml unpreserved	C	NA		4.1	Y	Absent		A2-537-ISOTOPE-36(14)
L2017293-02A	Plastic 250ml unpreserved	C	NA		4.1	Y	Absent		A2-537-ISOTOPE-36(14)
L2017293-02B	Plastic 250ml unpreserved	C	NA		4.1	Y	Absent		A2-537-ISOTOPE-36(14)
L2017293-03A	Plastic 250ml unpreserved	C	NA		4.1	Y	Absent		A2-537-ISOTOPE-36(14)
L2017293-03B	Plastic 250ml unpreserved	C	NA		4.1	Y	Absent		A2-537-ISOTOPE-36(14)
L2017293-04A	Plastic 250ml unpreserved	C	NA		4.1	Y	Absent		A2-537-ISOTOPE-36(14)
L2017293-04B	Plastic 250ml unpreserved	C	NA		4.1	Y	Absent		A2-537-ISOTOPE-36(14)
L2017293-05A	Plastic 250ml unpreserved	C	NA		4.1	Y	Absent		A2-537-ISOTOPE-36(14)
L2017293-05B	Plastic 250ml unpreserved	C	NA		4.1	Y	Absent		A2-537-ISOTOPE-36(14)
L2017293-06A	Plastic 250ml unpreserved	C	NA		4.1	Y	Absent		A2-537-ISOTOPE-36(14)
L2017293-06B	Plastic 250ml unpreserved	C	NA		4.1	Y	Absent		A2-537-ISOTOPE-36(14)
L2017293-07A	Plastic 250ml unpreserved	C	NA		4.1	Y	Absent		A2-537-ISOTOPE-36(14)
L2017293-07B	Plastic 250ml unpreserved	C	NA		4.1	Y	Absent		A2-537-ISOTOPE-36(14)

*Values in parentheses indicate holding time in days

Project Name: TROY MILLS LANDFILL SUPERFUND
Project Number: 04.0190987.09
Lab Number: L2017293
Report Date: 05/05/20

PFAS PARAMETER SUMMARY

Parameter	Acronym	CAS Number
PERFLUOROALKYL CARBOXYLIC ACIDS (PFCAs)		
Perfluorooctadecanoic Acid	PFODA	16517-11-6
Perfluorohexadecanoic Acid	PFHxDA	67905-19-5
Perfluorotetradecanoic Acid	PFTA	376-06-7
Perfluorotridecanoic Acid	PFTrDA	72629-94-8
Perfluorododecanoic Acid	PFDoA	307-55-1
Perfluoroundecanoic Acid	PFUnA	2058-94-8
Perfluorodecanoic Acid	PFDA	335-76-2
Perfluorononanoic Acid	PFNA	375-95-1
Perfluorooctanoic Acid	PFOA	335-67-1
Perfluoroheptanoic Acid	PFHpA	375-85-9
Perfluorohexanoic Acid	PFHxA	307-24-4
Perfluoropentanoic Acid	PFPeA	2706-90-3
Perfluorobutanoic Acid	PFBA	375-22-4
PERFLUOROALKYL SULFONIC ACIDS (PFSAs)		
Perfluorododecanesulfonic Acid	PFDoDS	79780-39-5
Perfluorodecanesulfonic Acid	PFDS	335-77-3
Perfluorononanesulfonic Acid	PFNS	68259-12-1
Perfluorooctanesulfonic Acid	PFOS	1763-23-1
Perfluoroheptanesulfonic Acid	PFHpS	375-92-8
Perfluorohexanesulfonic Acid	PFHxS	355-46-4
Perfluoropentanesulfonic Acid	PFPeS	2706-91-4
Perfluorobutanesulfonic Acid	PFBS	375-73-5
FLUOROTELOMERS		
1H,1H,2H,2H-Perfluorododecanesulfonic Acid	10:2FTS	120226-60-0
1H,1H,2H,2H-Perfluorodecanesulfonic Acid	8:2FTS	39108-34-4
1H,1H,2H,2H-Perfluorooctanesulfonic Acid	6:2FTS	27619-97-2
1H,1H,2H,2H-Perfluorohexanesulfonic Acid	4:2FTS	757124-72-4
PERFLUOROALKANE SULFONAMIDES (FASAs)		
Perfluorooctanesulfonamide	FOSA	754-91-6
N-Ethyl Perfluorooctane Sulfonamide	NEtFOSA	4151-50-2
N-Methyl Perfluorooctane Sulfonamide	NMeFOSA	31506-32-8
PERFLUOROALKANE SULFONYL SUBSTANCES		
N-Ethyl Perfluorooctanesulfonamido Ethanol	NEtFOSE	1691-99-2
N-Methyl Perfluorooctanesulfonamido Ethanol	NMeFOSE	24448-09-7
N-Ethyl Perfluorooctanesulfonamidoacetic Acid	NEtFOSAA	2991-50-6
N-Methyl Perfluorooctanesulfonamidoacetic Acid	NMeFOSAA	2355-31-9
PER- and POLYFLUOROALKYL ETHER CARBOXYLIC ACIDS		
2,3,3,3-Tetrafluoro-2-[1,1,2,2,3,3,3-Heptafluoropropoxy]-Propanoic Acid	HFPO-DA	13252-13-6
4,8-Dioxa-3h-Perfluorononanoic Acid	ADONA	919005-14-4
CHLORO-PERFLUOROALKYL SULFONIC ACIDS		
11-Chloroeicosafluoro-3-Oxaundecane-1-Sulfonic Acid	11Cl-PF3OUdS	763051-92-9
9-Chlorohexadecafluoro-3-Oxanone-1-Sulfonic Acid	9Cl-PF3ONS	756426-58-1

Project Name:	TROY MILLS LANDFILL SUPERFUND	**Lab Number:**	L2017293
Project Number:	04.0190987.09	**Report Date:**	05/05/20

GLOSSARY

Acronyms

DL - Detection Limit: This value represents the level to which target analyte concentrations are reported as estimated values, when those target analyte concentrations are quantified below the limit of quantitation (LOQ). The DL includes any adjustments from dilutions, concentrations or moisture content, where applicable. (DoD report formats only.)

EDL - Estimated Detection Limit: This value represents the level to which target analyte concentrations are reported as estimated values, when those target analyte concentrations are quantified below the reporting limit (RL). The EDL includes any adjustments from dilutions, concentrations or moisture content, where applicable. The use of EDLs is specific to the analysis of PAHs using Solid-Phase Microextraction (SPME).

EMPC - Estimated Maximum Possible Concentration: The concentration that results from the signal present at the retention time of an analyte when the ions meet all of the identification criteria except the ion abundance ratio criteria. An EMPC is a worst-case estimate of the concentration.

EPA - Environmental Protection Agency.

LCS - Laboratory Control Sample: A sample matrix, free from the analytes of interest, spiked with verified known amounts of analytes or a material containing known and verified amounts of analytes.

LCSD - Laboratory Control Sample Duplicate: Refer to LCS.

LFB - Laboratory Fortified Blank: A sample matrix, free from the analytes of interest, spiked with verified known amounts of analytes or a material containing known and verified amounts of analytes.

LOD - Limit of Detection: This value represents the level to which a target analyte can reliably be detected for a specific analyte in a specific matrix by a specific method. The LOD includes any adjustments from dilutions, concentrations or moisture content, where applicable. (DoD report formats only.)

LOQ - Limit of Quantitation: The value at which an instrument can accurately measure an analyte at a specific concentration. The LOQ includes any adjustments from dilutions, concentrations or moisture content, where applicable. (DoD report formats only.)

Limit of Quantitation: The value at which an instrument can accurately measure an analyte at a specific concentration. The LOQ includes any adjustments from dilutions, concentrations or moisture content, where applicable. (DoD report formats only.)

MDL - Method Detection Limit: This value represents the level to which target analyte concentrations are reported as estimated values, when those target analyte concentrations are quantified below the reporting limit (RL). The MDL includes any adjustments from dilutions, concentrations or moisture content, where applicable.

MS - Matrix Spike Sample: A sample prepared by adding a known mass of target analyte to a specified amount of matrix sample for which an independent estimate of target analyte concentration is available. For Method 332.0, the spike recovery is calculated using the native concentration, including estimated values.

MSD - Matrix Spike Sample Duplicate: Refer to MS.

NA - Not Applicable.

NC - Not Calculated: Term is utilized when one or more of the results utilized in the calculation are non-detect at the parameter's reporting unit.

NDPA/DPA - N-Nitrosodiphenylamine/Diphenylamine.

NI - Not Ignitable.

NP - Non-Plastic: Term is utilized for the analysis of Atterberg Limits in soil.

RL - Reporting Limit: The value at which an instrument can accurately measure an analyte at a specific concentration. The RL includes any adjustments from dilutions, concentrations or moisture content, where applicable.

RPD - Relative Percent Difference: The results from matrix and/or matrix spike duplicates are primarily designed to assess the precision of analytical results in a given matrix and are expressed as relative percent difference (RPD). Values which are less than five times the reporting limit for any individual parameter are evaluated by utilizing the absolute difference between the values; although the RPD value will be provided in the report.

SRM - Standard Reference Material: A reference sample of a known or certified value that is of the same or similar matrix as the associated field samples.

STLP - Semi-dynamic Tank Leaching Procedure per EPA Method 1315.

TEF - Toxic Equivalency Factors: The values assigned to each dioxin and furan to evaluate their toxicity relative to 2,3,7,8-TCDD.

TEQ - Toxic Equivalent: The measure of a sample's toxicity derived by multiplying each dioxin and furan by its corresponding TEF and then summing the resulting values.

TIC - Tentatively Identified Compound: A compound that has been identified to be present and is not part of the target compound list (TCL) for the method and/or program. All TICs are qualitatively identified and reported as estimated concentrations.

Footnotes

Report Format: Data Usability Report

Project Name:	TROY MILLS LANDFILL SUPERFUND	**Lab Number:**	L2017293
Project Number:	04.0190987.09	**Report Date:**	05/05/20

1 - The reference for this analyte should be considered modified since this analyte is absent from the target analyte list of the original method.

Terms

Analytical Method: Both the document from which the method originates and the analytical reference method. (Example: EPA 8260B is shown as 1,8260B.) The codes for the reference method documents are provided in the References section of the Addendum.

Difference: With respect to Total Oxidizable Precursor (TOP) Assay analysis, the difference is defined as the Post-Treatment value minus the Pre-Treatment value.

Final pH: As it pertains to Sample Receipt & Container Information section of the report, Final pH reflects pH of container determined after adjustment at the laboratory, if applicable. If no adjustment required, value reflects Initial pH.

Frozen Date/Time: With respect to Volatile Organics in soil, Frozen Date/Time reflects the date/time at which associated Reagent Water-preserved vials were initially frozen. Note: If frozen date/time is beyond 48 hours from sample collection, value will be reflected in 'bold'.

Initial pH: As it pertains to Sample Receipt & Container Information section of the report, Initial pH reflects pH of container determined upon receipt, if applicable.

PAH Total: With respect to Alkylated PAH analyses, the 'PAHs, Total' result is defined as the summation of results for all or a subset of the following compounds: Naphthalene, C1-C4 Naphthalenes, 2-Methylnaphthalene, 1-Methylnaphthalene, Biphenyl, Acenaphthylene, Acenaphthene, Fluorene, C1-C3 Fluorenes, Phenanthrene, C1-C4 Phenanthrenes/Anthracenes, Anthracene, Fluoranthene, Pyrene, C1-C4 Fluoranthenes/Pyrenes, Benz(a)anthracene, Chrysene, C1-C4 Chrysenes, Benzo(b)fluoranthene, Benzo(j)+(k)fluoranthene, Benzo(e)pyrene, Benzo(a)pyrene, Perylene, Indeno(1,2,3-cd)pyrene, Dibenz(ah)+(ac)anthracene, Benzo(g,h,i)perylene. If a 'Total' result is requested, the results of its individual components will also be reported.

PFAS Total: With respect to PFAS analyses, the 'PFAS, Total (5)' result is defined as the summation of results for: PFHpA, PFHxS, PFOA, PFNA and PFOS. If a 'Total' result is requested, the results of its individual components will also be reported.

The target compound Chlordane (CAS No. 57-74-9) is reported for GC ECD analyses. Per EPA,this compound "refers to a mixture of chlordane isomers, other chlorinated hydrocarbons and numerous other components." (Reference: USEPA Toxicological Review of Chlordane, In Support of Summary Information on the Integrated Risk Information System (IRIS), December 1997.)

Total: With respect to Organic analyses, a 'Total' result is defined as the summation of results for individual isomers or Aroclors. If a 'Total' result is requested, the results of its individual components will also be reported. This is applicable to 'Total' results for methods 8260, 8081 and 8082.

Data Qualifiers

A - Spectra identified as "Aldol Condensates" are byproducts of the extraction/concentration procedures when acetone is introduced in the process.

B - The analyte was detected above the reporting limit in the associated method blank. Flag only applies to associated field samples that have detectable concentrations of the analyte at less than ten times (10x) the concentration found in the blank. For MCP-related projects, flag only applies to associated field samples that have detectable concentrations of the analyte at less than ten times (10x) the concentration found in the blank. For DOD-related projects, flag only applies to associated field samples that have detectable concentrations of the analyte at less than ten times (10x) the concentration found in the blank AND the analyte was detected above one-half the reporting limit (or above the reporting limit for common lab contaminants) in the associated method blank. For NJ-Air-related projects, flag only applies to associated field samples that have detectable concentrations of the analyte above the reporting limit. For NJ-related projects (excluding Air), flag only applies to associated field samples that have detectable concentrations of the analyte, which was detected above the reporting limit in the associated method blank or above five times the reporting limit for common lab contaminants (Phthalates, Acetone, Methylene Chloride, 2-Butanone).

C - Co-elution: The target analyte co-elutes with a known lab standard (i.e. surrogate, internal standards, etc.) for co-extracted analyses.

D - Concentration of analyte was quantified from diluted analysis. Flag only applies to field samples that have detectable concentrations of the analyte.

E - Concentration of analyte exceeds the range of the calibration curve and/or linear range of the instrument.

G - The concentration may be biased high due to matrix interferences (i.e, co-elution) with non-target compound(s). The result should be considered estimated.

H - The analysis of pH was performed beyond the regulatory-required holding time of 15 minutes from the time of sample collection.

I - The lower value for the two columns has been reported due to obvious interference.

J - Estimated value. This represents an estimated concentration for Tentatively Identified Compounds (TICs).

M - Reporting Limit (RL) exceeds the MCP CAM Reporting Limit for this analyte.

ND - Not detected at the reporting limit (RL) for the sample.

NJ - Presumptive evidence of compound. This represents an estimated concentration for Tentatively Identified Compounds (TICs), where the identification is based on a mass spectral library search.

P - The RPD between the results for the two columns exceeds the method-specified criteria.

Q - The quality control sample exceeds the associated acceptance criteria. For DOD-related projects, LCS and/or Continuing Calibration Standard exceedences are also qualified on all associated sample results. Note: This flag is not applicable for matrix spike recoveries when the sample concentration is greater than 4x the spike added or for batch duplicate RPD when the sample concentrations are less

Report Format: Data Usability Report

Project Name:	TROY MILLS LANDFILL SUPERFUND	**Lab Number:**	L2017293
Project Number:	04.0190987.09	**Report Date:**	05/05/20

Data Qualifiers

than 5x the RL. (Metals only.)

R - Analytical results are from sample re-analysis.

RE - Analytical results are from sample re-extraction.

S - Analytical results are from modified screening analysis.

Report Format: Data Usability Report

REFERENCES

134 Determination of Selected Perfluorinated Alkyl Acids in Drinking Water by Solid Phase Extraction and Liquid Chromatography/Tandem Mass Spectrometry (LC/MS/MS) using Isotope Dilution. Alpha SOP 23528.

LIMITATION OF LIABILITIES

Alpha Analytical performs services with reasonable care and diligence normal to the analytical testing laboratory industry. In the event of an error, the sole and exclusive responsibility of Alpha Analytical shall be to re-perform the work at it's own expense. In no event shall Alpha Analytical be held liable for any incidental, consequential or special damages, including but not limited to, damages in any way connected with the use of, interpretation of, information or analysis provided by Alpha Analytical.

We strongly urge our clients to comply with EPA protocol regarding sample volume, preservation, cooling, containers, sampling procedures, holding time and splitting of samples in the field.

Certification Information

The following analytes are not included in our Primary NELAP Scope of Accreditation:

Westborough Facility
EPA 624/624.1: m/p-xylene, o-xylene, Naphthalene
EPA 8260C: NPW: 1,2,4,5-Tetramethylbenzene; 4-Ethyltoluene, Azobenzene; SCM: Iodomethane (methyl iodide), 1,2,4,5-Tetramethylbenzene; 4-Ethyltoluene.
EPA 8270D: NPW: Dimethylnaphthalene,1,4-Diphenylhydrazine; SCM: Dimethylnaphthalene,1,4-Diphenylhydrazine.
SM4500: NPW: Amenable Cyanide; SCM: Total Phosphorus, TKN, NO2, NO3.

Mansfield Facility
SM 2540D: TSS
EPA 8082A: NPW: PCB: 1, 5, 31, 87,101, 110, 141, 151, 153, 180, 183, 187.
EPA TO-15: Halothane, 2,4,4-Trimethyl-2-pentene, 2,4,4-Trimethyl-1-pentene, Thiophene, 2-Methylthiophene, 3-Methylthiophene, 2-Ethylthiophene, 1,2,3-Trimethylbenzene, Indan, Indene, 1,2,4,5-Tetramethylbenzene, Benzothiophene, 1-Methylnaphthalene.
EPA TO-12 Non-methane organics
EPA 3C Fixed gases
Biological Tissue Matrix: EPA 3050B

The following analytes are included in our Massachusetts DEP Scope of Accreditation

Westborough Facility:

Drinking Water
EPA 300.0: Chloride, Nitrate-N, Fluoride, Sulfate; **EPA 353.2**: Nitrate-N, Nitrite-N; **SM4500NO3-F**: Nitrate-N, Nitrite-N; **SM4500F-C, SM4500CN-CE, EPA 180.1, SM2130B, SM4500Cl-D, SM2320B, SM2540C, SM4500H-B, SM4500NO2-B**
EPA 332: Perchlorate; **EPA 524.2:** THMs and VOCs; **EPA 504.1:** EDB, DBCP.
Microbiology: **SM9215B; SM9223-P/A, SM9223B-Colilert-QT,SM9222D**.

Non-Potable Water
SM4500H,B, EPA 120.1, SM2510B, SM2540C, SM2320B, SM4500CL-E, SM4500F-BC, SM4500NH3-BH: Ammonia-N and Kjeldahl-N, **EPA 350.1**: Ammonia-N, **LACHAT 10-107-06-1-B**: Ammonia-N, **EPA 351.1, SM4500NO3-F, EPA 353.2**: Nitrate-N**, SM4500P-E, SM4500P-B, E, SM4500SO4-E, SM5220D, EPA 410.4, SM5210B, SM5310C, SM4500CL-D, EPA 1664, EPA 420.1, SM4500-CN-CE, SM2540D, EPA 300: Chloride, Sulfate, Nitrate.**
EPA 624.1: Volatile Halocarbons & Aromatics,
EPA 608.3: Chlordane, Toxaphene, Aldrin, alpha-BHC, beta-BHC, gamma-BHC, delta-BHC, Dieldrin, DDD, DDE, DDT, Endosulfan I, Endosulfan II, Endosulfan sulfate, Endrin, Endrin Aldehyde, Heptachlor, Heptachlor Epoxide, PCBs
EPA 625.1: SVOC (Acid/Base/Neutral Extractables), **EPA 600/4-81-045**: PCB-Oil.
Microbiology: **SM9223B-Colilert-QT; Enterolert-QT, SM9221E, EPA 1600, EPA 1603.**

Mansfield Facility:

Drinking Water
EPA 200.7: Al, Ba, Cd, Cr, Cu, Fe, Mn, Ni, Na, Ag, Ca, Zn. **EPA 200.8:** Al, Sb, As, Ba, Be, Cd, Cr, Cu, Pb, Mn, Ni, Se, Ag, TL, Zn. **EPA 245.1** Hg.
EPA 522.

Non-Potable Water
EPA 200.7: Al, Sb, As, Be, Cd, Ca, Cr, Co, Cu, Fe, Pb, Mg, Mn, Mo, Ni, K, Se, Ag, Na, Sr, TL, Ti, V, Zn.
EPA 200.8: Al, Sb**,** As, Be, Cd, Cr, Cu, Fe, Pb, Mn, Ni, K, Se, Ag, Na, TL, Zn.
EPA 245.1 Hg.
SM2340B

For a complete listing of analytes and methods, please contact your Alpha Project Manager.

CHAIN OF CUSTODY

PAGE 1 OF 1

Date Rec'd in Lab: 4/07/20

ALPHA Job #: L2017293

ALPHA ANALYTICAL

Westborough, MA TEL: 508-898-9220 FAX: 508-898-9193
Mansfield, MA TEL: 508-822-9300 FAX: 508-822-3288

Project Information

Project Name: Troy Mills Landfill Superfund

Project Location: Troy, NH

Project #: 04.0190987.09

Project Manager: Michael Summerlin

ALPHA Quote #: NH DES Contract No. 1069635

Report Information — Data Deliverables

☐ FAX ☒ EMAIL

☒ ADEx ☐ Add'l Deliverables

Billing Information

☒ Same as Client info PO #: 2589-00"T"

Regulatory Requirements/Report Limits

State/Fed Program: NHDES

Criteria: Sampling and Analysis Plan limits

Client Information

Client: NHDES

Address: 29 Hazen Drive

Concord, NH 03302

Phone: 603-271-3649

Fax:

Email: michael.summerlinjr@des.nh.gov

☐ These samples have been Previously analyzed by Alpha

Turn-Around Time

☒ Standard ☐ Rush (ONLY IF PRE-APPROVED)

Due Date: Time:

Other Project Specific Requirements/Comments/Detection Limits:

Please also email login receipts and lab reports to tanya.justham@gza.com
Please provide excel files formatted for upload to the NHDES EMD and for GZA EQUiS upload

ANALYSIS

PFAS (NHDES list)

SAMPLE HANDLING
Filtration
☐ Done
☒ Not Needed
☐ Lab to do
Preservation
☐ Lab to do
(Please specify below:

TOTAL # BOTTLES

ALPHA Lab ID (Lab Use Only)	Sample ID	Collection Date	Collection Time	Sample Matrix	Sampler's Initials	PFAS (NHDES list)	Sample Specific Comments	TOTAL # BOTTLES
17293-01	TRIP BLANK	4/24/202(	0800	AQ	MJB	☒		1
-02	TRY_M-301X	4/24/202(	1035	AQ	MJB	☑		2
-03	TRY_MW-805	4/24/202(	1320	AQ	MJB	☑		2
-04	TRY_MW-101S	4/24/202(	0950	AQ	MEM	☑		2
-05	TRY_MW-602B	4/24/202(	1300	AQ	MEM	☑		2
-06	TRY_M-1	4/24/202(	0955	AQ	AF	☑		2
-07	TRY_MW-202P	4/24/202(	1150	AQ	AF	☑		2
						☐		
						☐		
						☐		

Container Type	P	-	-	-	-	-	-	-	-	-	-	-	-
Preservative	-	-	-	-	-	-	-	-	-	-	-	-	-

Relinquished By:	Date/Time	Received By:	Date/Time
	4-27-2020/0630		4/27/20 6:30
	4/27/20 10:4		4/27/20 10:5
	4/27/20 1442		4/27/20 1442
4/27/20	4/27/20	4/27/20	4/27/20 15:5
4/27/20 1640	4/27/20 1640	4/27/20 1640	

Please print clearly, legibly and completely. Samples can not be logged in and turnaround time clock will not start until any ambiguities are resolved. All samples submitted are subject to Alpha's Payment Terms.

ANALYTICAL REPORT

Lab Number:	L2017294
Client:	GZA GeoEnvironmental, Inc. / NHDES PO Box 95 29 Hazen Drive Concord, NH 03302-0095
ATTN:	Michael Summerlin
Phone:	(603) 271-3649
Project Name:	TROY MILLS LANDFILL SUPERFUND
Project Number:	04.0190987.09
Report Date:	05/18/20

The original project report/data package is held by Alpha Analytical. This report/data package is paginated and should be reproduced only in its entirety. Alpha Analytical holds no responsibility for results and/or data that are not consistent with the original.

Certifications & Approvals: MA (M-MA086), NH NELAP (2064), CT (PH-0574), IL (200077), ME (MA00086), MD (348), NJ (MA935), NY (11148), NC (25700/666), PA (68-03671), RI (LAO00065), TX (T104704476), VT (VT-0935), VA (460195), USDA (Permit #P330-17-00196).

Eight Walkup Drive, Westborough, MA 01581-1019
508-898-9220 (Fax) 508-898-9193 800-624-9220 - www.alphalab.com

Project Name: TROY MILLS LANDFILL SUPERFUND
Project Number: 04.0190987.09

Lab Number: L2017294
Report Date: 05/18/20

Alpha Sample ID	Client ID	Matrix	Sample Location	Collection Date/Time	Receive Date
L2017294-01	TRIP BLANK	WATER	TROY, NH	04/24/20 08:00	04/27/20
L2017294-02	TRY_MW-101S	WATER	TROY, NH	04/24/20 09:50	04/27/20
L2017294-03	TRY_MW-301X	WATER	TROY, NH	04/24/20 10:35	04/27/20
L2017294-04	TRY_MW-805	WATER	TROY, NH	04/24/20 13:20	04/27/20

Project Name:	TROY MILLS LANDFILL SUPERFUND	**Lab Number:**	L2017294
Project Number:	04.0190987.09	**Report Date:**	05/18/20

Case Narrative

The samples were received in accordance with the Chain of Custody and no significant deviations were encountered during the preparation or analysis unless otherwise noted. Sample Receipt, Container Information, and the Chain of Custody are located at the back of the report.

Results contained within this report relate only to the samples submitted under this Alpha Lab Number and meet NELAP requirements for all NELAP accredited parameters unless otherwise noted in the following narrative. The data presented in this report is organized by parameter (i.e. VOC, SVOC, etc.). Sample specific Quality Control data (i.e. Surrogate Spike Recovery) is reported at the end of the target analyte list for each individual sample, followed by the Laboratory Batch Quality Control at the end of each parameter. Tentatively Identified Compounds (TICs), if requested, are reported for compounds identified to be present and are not part of the method/program Target Compound List, even if only a subset of the TCL are being reported. If a sample was re-analyzed or re-extracted due to a required quality control corrective action and if both sets of data are reported, the Laboratory ID of the re-analysis or re-extraction is designated with an "R" or "RE", respectively.

When multiple Batch Quality Control elements are reported (e.g. more than one LCS), the associated samples for each element are noted in the grey shaded header line of each data table. Any Laboratory Batch, Sample Specific % recovery or RPD value that is outside the listed Acceptance Criteria is bolded in the report. In reference to questions H (CAM) or 4 (RCP) when "NO" is checked, the performance criteria for CAM and RCP methods allow for some quality control failures to occur and still be within method compliance. In these instances, the specific failure is not narrated but noted in the associated QC Outlier Summary Report, located directly after the Case Narrative. QC information is also incorporated in the Data Usability Assessment table (Format 11) of our Data Merger tool, where it can be reviewed in conjunction with the sample result, associated regulatory criteria and any associated data usability implications.

Soil/sediments, solids and tissues are reported on a dry weight basis unless otherwise noted. Definitions of all data qualifiers and acronyms used in this report are provided in the Glossary located at the back of the report.

HOLD POLICY - For samples submitted on hold, Alpha's policy is to hold samples (with the exception of Air canisters) free of charge for 21 calendar days from the date the project is completed. After 21 calendar days, we will dispose of all samples submitted including those put on hold unless you have contacted your Alpha Project Manager and made arrangements for Alpha to continue to hold the samples. Air canisters will be disposed after 3 business days from the date the project is completed.

Please contact Project Management at 800-624-9220 with any questions.

Project Name:	TROY MILLS LANDFILL SUPERFUND	**Lab Number:**	L2017294
Project Number:	04.0190987.09	**Report Date:**	05/18/20

Case Narrative (continued)

Report Revision

May 18, 2020: A narrative for the Volatile Organics analysis has been added.

Volatile Organics

L2017294-04: The sample has elevated detection limits due to the dilution required by the elevated concentrations of target compounds in the sample.

Semivolatile Organics

The WG1364995-2/-3 LCS/LCSD recoveries, associated with L2017294-02 through -04, are below the acceptance criteria for benzoic acid (0%/0%); however, it has been identified as a "difficult" analyte. The results of the associated samples are reported.

The WG1364995-3 LCSD recovery, associated with L2017294-02 through -04, is below the acceptance criteria for benzidine (4%); however, it has been identified as a "difficult" analyte. The results of the associated samples are reported.

I, the undersigned, attest under the pains and penalties of perjury that, to the best of my knowledge and belief and based upon my personal inquiry of those responsible for providing the information contained in this analytical report, such information is accurate and complete. This certificate of analysis is not complete unless this page accompanies any and all pages of this report.

Authorized Signature: Melissa Sturgis Melissa Sturgis

Title: Technical Director/Representative Date: 05/18/20

ORGANICS

VOLATILES

Project Name: TROY MILLS LANDFILL SUPERFUND **Lab Number:** L2017294

Project Number: 04.0190987.09 **Report Date:** 05/18/20

SAMPLE RESULTS

Lab ID: L2017294-01
Client ID: TRIP BLANK
Sample Location: TROY, NH

Date Collected: 04/24/20 08:00
Date Received: 04/27/20
Field Prep: Not Specified

Sample Depth:
Matrix: Water
Analytical Method: 1,8260C
Analytical Date: 04/30/20 10:12
Analyst: NLK

Parameter	Result	Qualifier	Units	RL	MDL	Dilution Factor
Volatile Organics by GC/MS - Westborough Lab						
Methylene chloride	ND		ug/l	3.0	--	1
1,1-Dichloroethane	ND		ug/l	0.75	--	1
Chloroform	ND		ug/l	0.75	--	1
Carbon tetrachloride	ND		ug/l	0.50	--	1
1,2-Dichloropropane	ND		ug/l	1.8	--	1
Dibromochloromethane	ND		ug/l	0.50	--	1
1,1,2-Trichloroethane	ND		ug/l	0.75	--	1
Tetrachloroethene	ND		ug/l	0.50	--	1
Chlorobenzene	ND		ug/l	0.50	--	1
Trichlorofluoromethane	ND		ug/l	2.5	--	1
1,2-Dichloroethane	ND		ug/l	0.50	--	1
1,1,1-Trichloroethane	ND		ug/l	0.50	--	1
Bromodichloromethane	ND		ug/l	0.50	--	1
trans-1,3-Dichloropropene	ND		ug/l	0.50	--	1
cis-1,3-Dichloropropene	ND		ug/l	0.50	--	1
1,3-Dichloropropene, Total	ND		ug/l	0.50	--	1
1,1-Dichloropropene	ND		ug/l	2.5	--	1
Bromoform	ND		ug/l	2.0	--	1
1,1,2,2-Tetrachloroethane	ND		ug/l	0.50	--	1
Benzene	ND		ug/l	0.50	--	1
Toluene	ND		ug/l	0.75	--	1
Ethylbenzene	ND		ug/l	0.50	--	1
Chloromethane	ND		ug/l	2.5	--	1
Bromomethane	ND		ug/l	1.0	--	1
Vinyl chloride	ND		ug/l	1.0	--	1
Chloroethane	ND		ug/l	1.0	--	1
1,1-Dichloroethene	ND		ug/l	0.50	--	1
trans-1,2-Dichloroethene	ND		ug/l	0.75	--	1

Project Name: TROY MILLS LANDFILL SUPERFUND **Lab Number:** L2017294

Project Number: 04.0190987.09 **Report Date:** 05/18/20

SAMPLE RESULTS

Lab ID: L2017294-01 Date Collected: 04/24/20 08:00

Client ID: TRIP BLANK Date Received: 04/27/20

Sample Location: TROY, NH Field Prep: Not Specified

Sample Depth:

Parameter	Result	Qualifier	Units	RL	MDL	Dilution Factor
Volatile Organics by GC/MS - Westborough Lab						
1,2-Dichloroethene, Total	ND		ug/l	0.50	--	1
Trichloroethene	ND		ug/l	0.50	--	1
1,2-Dichlorobenzene	ND		ug/l	2.5	--	1
1,3-Dichlorobenzene	ND		ug/l	2.5	--	1
1,4-Dichlorobenzene	ND		ug/l	2.5	--	1
Methyl tert butyl ether	ND		ug/l	1.0	--	1
p/m-Xylene	ND		ug/l	1.0	--	1
o-Xylene	ND		ug/l	1.0	--	1
Xylenes, Total	ND		ug/l	1.0	--	1
cis-1,2-Dichloroethene	ND		ug/l	0.50	--	1
Dibromomethane	ND		ug/l	5.0	--	1
1,2,3-Trichloropropane	ND		ug/l	5.0	--	1
Styrene	ND		ug/l	1.0	--	1
Dichlorodifluoromethane	ND		ug/l	5.0	--	1
Acetone	ND		ug/l	5.0	--	1
Carbon disulfide	ND		ug/l	5.0	--	1
2-Butanone	ND		ug/l	5.0	--	1
4-Methyl-2-pentanone	ND		ug/l	5.0	--	1
2-Hexanone	ND		ug/l	5.0	--	1
Bromochloromethane	ND		ug/l	2.5	--	1
Tetrahydrofuran	ND		ug/l	5.0	--	1
2,2-Dichloropropane	ND		ug/l	2.5	--	1
1,2-Dibromoethane	ND		ug/l	2.0	--	1
1,1,1,2-Tetrachloroethane	ND		ug/l	0.50	--	1
Bromobenzene	ND		ug/l	2.5	--	1
n-Butylbenzene	ND		ug/l	0.50	--	1
sec-Butylbenzene	ND		ug/l	0.50	--	1
tert-Butylbenzene	ND		ug/l	2.5	--	1
o-Chlorotoluene	ND		ug/l	2.5	--	1
p-Chlorotoluene	ND		ug/l	2.5	--	1
1,2-Dibromo-3-chloropropane	ND		ug/l	2.5	--	1
Hexachlorobutadiene	ND		ug/l	0.50	--	1
Isopropylbenzene	ND		ug/l	0.50	--	1
p-Isopropyltoluene	ND		ug/l	0.50	--	1
Naphthalene	ND		ug/l	2.5	--	1
n-Propylbenzene	ND		ug/l	0.50	--	1
1,2,3-Trichlorobenzene	ND		ug/l	2.5	--	1

Project Name: TROY MILLS LANDFILL SUPERFUND **Lab Number:** L2017294

Project Number: 04.0190987.09 **Report Date:** 05/18/20

SAMPLE RESULTS

Lab ID: L2017294-01 Date Collected: 04/24/20 08:00

Client ID: TRIP BLANK Date Received: 04/27/20

Sample Location: TROY, NH Field Prep: Not Specified

Sample Depth:

Parameter	Result	Qualifier	Units	RL	MDL	Dilution Factor
Volatile Organics by GC/MS - Westborough Lab						
1,2,4-Trichlorobenzene	ND		ug/l	2.5	--	1
1,3,5-Trimethylbenzene	ND		ug/l	2.5	--	1
1,3,5-Trichlorobenzene	ND		ug/l	2.0	--	1
1,2,4-Trimethylbenzene	ND		ug/l	2.5	--	1
Ethyl ether	ND		ug/l	2.5	--	1
Isopropyl Ether	ND		ug/l	2.0	--	1
Tert-Butyl Alcohol	ND		ug/l	10	--	1
Ethyl-Tert-Butyl-Ether	ND		ug/l	2.0	--	1
Tertiary-Amyl Methyl Ether	ND		ug/l	2.0	--	1
1,4-Dioxane	ND		ug/l	250	--	1

Surrogate	% Recovery	Qualifier	Acceptance Criteria
1,2-Dichloroethane-d4	99		70-130
Toluene-d8	100		70-130
4-Bromofluorobenzene	97		70-130
Dibromofluoromethane	101		70-130

Project Name: TROY MILLS LANDFILL SUPERFUND **Lab Number:** L2017294

Project Number: 04.0190987.09 **Report Date:** 05/18/20

SAMPLE RESULTS

Lab ID: L2017294-02
Client ID: TRY_MW-101S
Sample Location: TROY, NH

Date Collected: 04/24/20 09:50
Date Received: 04/27/20
Field Prep: Not Specified

Sample Depth:
Matrix: Water
Analytical Method: 1,8260C
Analytical Date: 04/29/20 15:41
Analyst: MKS

Parameter	Result	Qualifier	Units	RL	MDL	Dilution Factor
Volatile Organics by GC/MS - Westborough Lab						
Methylene chloride	ND		ug/l	3.0	--	1
1,1-Dichloroethane	ND		ug/l	0.75	--	1
Chloroform	ND		ug/l	0.75	--	1
Carbon tetrachloride	ND		ug/l	0.50	--	1
1,2-Dichloropropane	ND		ug/l	1.8	--	1
Dibromochloromethane	ND		ug/l	0.50	--	1
1,1,2-Trichloroethane	ND		ug/l	0.75	--	1
Tetrachloroethene	ND		ug/l	0.50	--	1
Chlorobenzene	ND		ug/l	0.50	--	1
Trichlorofluoromethane	ND		ug/l	2.5	--	1
1,2-Dichloroethane	ND		ug/l	0.50	--	1
1,1,1-Trichloroethane	ND		ug/l	0.50	--	1
Bromodichloromethane	ND		ug/l	0.50	--	1
trans-1,3-Dichloropropene	ND		ug/l	0.50	--	1
cis-1,3-Dichloropropene	ND		ug/l	0.50	--	1
1,3-Dichloropropene, Total	ND		ug/l	0.50	--	1
1,1-Dichloropropene	ND		ug/l	2.5	--	1
Bromoform	ND		ug/l	2.0	--	1
1,1,2,2-Tetrachloroethane	ND		ug/l	0.50	--	1
Benzene	0.52		ug/l	0.50	--	1
Toluene	ND		ug/l	0.75	--	1
Ethylbenzene	29		ug/l	0.50	--	1
Chloromethane	ND		ug/l	2.5	--	1
Bromomethane	ND		ug/l	1.0	--	1
Vinyl chloride	ND		ug/l	1.0	--	1
Chloroethane	ND		ug/l	1.0	--	1
1,1-Dichloroethene	ND		ug/l	0.50	--	1
trans-1,2-Dichloroethene	ND		ug/l	0.75	--	1

Project Name: TROY MILLS LANDFILL SUPERFUND **Lab Number:** L2017294

Project Number: 04.0190987.09 **Report Date:** 05/18/20

SAMPLE RESULTS

Lab ID: L2017294-02 Date Collected: 04/24/20 09:50

Client ID: TRY_MW-101S Date Received: 04/27/20

Sample Location: TROY, NH Field Prep: Not Specified

Sample Depth:

Parameter	Result	Qualifier	Units	RL	MDL	Dilution Factor
Volatile Organics by GC/MS - Westborough Lab						
1,2-Dichloroethene, Total	1.1		ug/l	0.50	--	1
Trichloroethene	ND		ug/l	0.50	--	1
1,2-Dichlorobenzene	ND		ug/l	2.5	--	1
1,3-Dichlorobenzene	ND		ug/l	2.5	--	1
1,4-Dichlorobenzene	ND		ug/l	2.5	--	1
Methyl tert butyl ether	ND		ug/l	1.0	--	1
p/m-Xylene	25		ug/l	1.0	--	1
o-Xylene	2.5		ug/l	1.0	--	1
Xylenes, Total	28		ug/l	1.0	--	1
cis-1,2-Dichloroethene	1.1		ug/l	0.50	--	1
Dibromomethane	ND		ug/l	5.0	--	1
1,2,3-Trichloropropane	ND		ug/l	5.0	--	1
Styrene	ND		ug/l	1.0	--	1
Dichlorodifluoromethane	ND		ug/l	5.0	--	1
Acetone	ND		ug/l	5.0	--	1
Carbon disulfide	ND		ug/l	5.0	--	1
2-Butanone	ND		ug/l	5.0	--	1
4-Methyl-2-pentanone	ND		ug/l	5.0	--	1
2-Hexanone	ND		ug/l	5.0	--	1
Bromochloromethane	ND		ug/l	2.5	--	1
Tetrahydrofuran	ND		ug/l	5.0	--	1
2,2-Dichloropropane	ND		ug/l	2.5	--	1
1,2-Dibromoethane	ND		ug/l	2.0	--	1
1,1,1,2-Tetrachloroethane	ND		ug/l	0.50	--	1
Bromobenzene	ND		ug/l	2.5	--	1
n-Butylbenzene	1.7		ug/l	0.50	--	1
sec-Butylbenzene	3.0		ug/l	0.50	--	1
tert-Butylbenzene	ND		ug/l	2.5	--	1
o-Chlorotoluene	ND		ug/l	2.5	--	1
p-Chlorotoluene	ND		ug/l	2.5	--	1
1,2-Dibromo-3-chloropropane	ND		ug/l	2.5	--	1
Hexachlorobutadiene	ND		ug/l	0.50	--	1
Isopropylbenzene	9.3		ug/l	0.50	--	1
p-Isopropyltoluene	5.5		ug/l	0.50	--	1
Naphthalene	8.2		ug/l	2.5	--	1
n-Propylbenzene	11		ug/l	0.50	--	1
1,2,3-Trichlorobenzene	ND		ug/l	2.5	--	1

Project Name: TROY MILLS LANDFILL SUPERFUND **Lab Number:** L2017294

Project Number: 04.0190987.09 **Report Date:** 05/18/20

SAMPLE RESULTS

Lab ID: L2017294-02 Date Collected: 04/24/20 09:50

Client ID: TRY_MW-101S Date Received: 04/27/20

Sample Location: TROY, NH Field Prep: Not Specified

Sample Depth:

Parameter	Result	Qualifier	Units	RL	MDL	Dilution Factor
Volatile Organics by GC/MS - Westborough Lab						
1,2,4-Trichlorobenzene	ND		ug/l	2.5	--	1
1,3,5-Trimethylbenzene	51		ug/l	2.5	--	1
1,3,5-Trichlorobenzene	ND		ug/l	2.0	--	1
1,2,4-Trimethylbenzene	87		ug/l	2.5	--	1
Ethyl ether	ND		ug/l	2.5	--	1
Isopropyl Ether	ND		ug/l	2.0	--	1
Tert-Butyl Alcohol	ND		ug/l	10	--	1
Ethyl-Tert-Butyl-Ether	ND		ug/l	2.0	--	1
Tertiary-Amyl Methyl Ether	ND		ug/l	2.0	--	1
1,4-Dioxane	ND		ug/l	250	--	1

Surrogate	% Recovery	Qualifier	Acceptance Criteria
1,2-Dichloroethane-d4	94		70-130
Toluene-d8	96		70-130
4-Bromofluorobenzene	106		70-130
Dibromofluoromethane	100		70-130

Project Name: TROY MILLS LANDFILL SUPERFUND **Lab Number:** L2017294

Project Number: 04.0190987.09 **Report Date:** 05/18/20

SAMPLE RESULTS

Lab ID: L2017294-03
Client ID: TRY_MW-301X
Sample Location: TROY, NH

Date Collected: 04/24/20 10:35
Date Received: 04/27/20
Field Prep: Not Specified

Sample Depth:
Matrix: Water
Analytical Method: 1,8260C
Analytical Date: 04/30/20 10:33
Analyst: NLK

Parameter	Result	Qualifier	Units	RL	MDL	Dilution Factor
Volatile Organics by GC/MS - Westborough Lab						
Methylene chloride	ND		ug/l	3.0	--	1
1,1-Dichloroethane	ND		ug/l	0.75	--	1
Chloroform	ND		ug/l	0.75	--	1
Carbon tetrachloride	ND		ug/l	0.50	--	1
1,2-Dichloropropane	ND		ug/l	1.8	--	1
Dibromochloromethane	ND		ug/l	0.50	--	1
1,1,2-Trichloroethane	ND		ug/l	0.75	--	1
Tetrachloroethene	ND		ug/l	0.50	--	1
Chlorobenzene	ND		ug/l	0.50	--	1
Trichlorofluoromethane	ND		ug/l	2.5	--	1
1,2-Dichloroethane	ND		ug/l	0.50	--	1
1,1,1-Trichloroethane	ND		ug/l	0.50	--	1
Bromodichloromethane	ND		ug/l	0.50	--	1
trans-1,3-Dichloropropene	ND		ug/l	0.50	--	1
cis-1,3-Dichloropropene	ND		ug/l	0.50	--	1
1,3-Dichloropropene, Total	ND		ug/l	0.50	--	1
1,1-Dichloropropene	ND		ug/l	2.5	--	1
Bromoform	ND		ug/l	2.0	--	1
1,1,2,2-Tetrachloroethane	ND		ug/l	0.50	--	1
Benzene	ND		ug/l	0.50	--	1
Toluene	ND		ug/l	0.75	--	1
Ethylbenzene	ND		ug/l	0.50	--	1
Chloromethane	ND		ug/l	2.5	--	1
Bromomethane	ND		ug/l	1.0	--	1
Vinyl chloride	ND		ug/l	1.0	--	1
Chloroethane	ND		ug/l	1.0	--	1
1,1-Dichloroethene	ND		ug/l	0.50	--	1
trans-1,2-Dichloroethene	ND		ug/l	0.75	--	1

Project Name: TROY MILLS LANDFILL SUPERFUND **Lab Number:** L2017294

Project Number: 04.0190987.09 **Report Date:** 05/18/20

SAMPLE RESULTS

Lab ID: L2017294-03 Date Collected: 04/24/20 10:35

Client ID: TRY_MW-301X Date Received: 04/27/20

Sample Location: TROY, NH Field Prep: Not Specified

Sample Depth:

Parameter	Result	Qualifier	Units	RL	MDL	Dilution Factor
Volatile Organics by GC/MS - Westborough Lab						
1,2-Dichloroethene, Total	0.92		ug/l	0.50	--	1
Trichloroethene	ND		ug/l	0.50	--	1
1,2-Dichlorobenzene	ND		ug/l	2.5	--	1
1,3-Dichlorobenzene	ND		ug/l	2.5	--	1
1,4-Dichlorobenzene	ND		ug/l	2.5	--	1
Methyl tert butyl ether	ND		ug/l	1.0	--	1
p/m-Xylene	ND		ug/l	1.0	--	1
o-Xylene	ND		ug/l	1.0	--	1
Xylenes, Total	ND		ug/l	1.0	--	1
cis-1,2-Dichloroethene	0.92		ug/l	0.50	--	1
Dibromomethane	ND		ug/l	5.0	--	1
1,2,3-Trichloropropane	ND		ug/l	5.0	--	1
Styrene	ND		ug/l	1.0	--	1
Dichlorodifluoromethane	ND		ug/l	5.0	--	1
Acetone	ND		ug/l	5.0	--	1
Carbon disulfide	ND		ug/l	5.0	--	1
2-Butanone	ND		ug/l	5.0	--	1
4-Methyl-2-pentanone	ND		ug/l	5.0	--	1
2-Hexanone	ND		ug/l	5.0	--	1
Bromochloromethane	ND		ug/l	2.5	--	1
Tetrahydrofuran	ND		ug/l	5.0	--	1
2,2-Dichloropropane	ND		ug/l	2.5	--	1
1,2-Dibromoethane	ND		ug/l	2.0	--	1
1,1,1,2-Tetrachloroethane	ND		ug/l	0.50	--	1
Bromobenzene	ND		ug/l	2.5	--	1
n-Butylbenzene	ND		ug/l	0.50	--	1
sec-Butylbenzene	3.1		ug/l	0.50	--	1
tert-Butylbenzene	ND		ug/l	2.5	--	1
o-Chlorotoluene	ND		ug/l	2.5	--	1
p-Chlorotoluene	ND		ug/l	2.5	--	1
1,2-Dibromo-3-chloropropane	ND		ug/l	2.5	--	1
Hexachlorobutadiene	ND		ug/l	0.50	--	1
Isopropylbenzene	ND		ug/l	0.50	--	1
p-Isopropyltoluene	ND		ug/l	0.50	--	1
Naphthalene	ND		ug/l	2.5	--	1
n-Propylbenzene	ND		ug/l	0.50	--	1
1,2,3-Trichlorobenzene	ND		ug/l	2.5	--	1

Project Name: TROY MILLS LANDFILL SUPERFUND **Lab Number:** L2017294

Project Number: 04.0190987.09 **Report Date:** 05/18/20

SAMPLE RESULTS

Lab ID: L2017294-03 Date Collected: 04/24/20 10:35

Client ID: TRY_MW-301X Date Received: 04/27/20

Sample Location: TROY, NH Field Prep: Not Specified

Sample Depth:

Parameter	Result	Qualifier	Units	RL	MDL	Dilution Factor
Volatile Organics by GC/MS - Westborough Lab						
1,2,4-Trichlorobenzene	ND		ug/l	2.5	--	1
1,3,5-Trimethylbenzene	ND		ug/l	2.5	--	1
1,3,5-Trichlorobenzene	ND		ug/l	2.0	--	1
1,2,4-Trimethylbenzene	ND		ug/l	2.5	--	1
Ethyl ether	ND		ug/l	2.5	--	1
Isopropyl Ether	ND		ug/l	2.0	--	1
Tert-Butyl Alcohol	ND		ug/l	10	--	1
Ethyl-Tert-Butyl-Ether	ND		ug/l	2.0	--	1
Tertiary-Amyl Methyl Ether	ND		ug/l	2.0	--	1
1,4-Dioxane	ND		ug/l	250	--	1

Surrogate	% Recovery	Qualifier	Acceptance Criteria
1,2-Dichloroethane-d4	100		70-130
Toluene-d8	96		70-130
4-Bromofluorobenzene	97		70-130
Dibromofluoromethane	103		70-130

Project Name: TROY MILLS LANDFILL SUPERFUND **Lab Number:** L2017294

Project Number: 04.0190987.09 **Report Date:** 05/18/20

SAMPLE RESULTS

Lab ID: L2017294-04 D
Client ID: TRY_MW-805
Sample Location: TROY, NH

Date Collected: 04/24/20 13:20
Date Received: 04/27/20
Field Prep: Not Specified

Sample Depth:
Matrix: Water
Analytical Method: 1,8260C
Analytical Date: 04/29/20 16:04
Analyst: MKS

Parameter	Result	Qualifier	Units	RL	MDL	Dilution Factor
Volatile Organics by GC/MS - Westborough Lab						
Methylene chloride	ND		ug/l	12	--	4
1,1-Dichloroethane	ND		ug/l	3.0	--	4
Chloroform	ND		ug/l	3.0	--	4
Carbon tetrachloride	ND		ug/l	2.0	--	4
1,2-Dichloropropane	ND		ug/l	7.0	--	4
Dibromochloromethane	ND		ug/l	2.0	--	4
1,1,2-Trichloroethane	ND		ug/l	3.0	--	4
Tetrachloroethene	ND		ug/l	2.0	--	4
Chlorobenzene	ND		ug/l	2.0	--	4
Trichlorofluoromethane	ND		ug/l	10	--	4
1,2-Dichloroethane	ND		ug/l	2.0	--	4
1,1,1-Trichloroethane	ND		ug/l	2.0	--	4
Bromodichloromethane	ND		ug/l	2.0	--	4
trans-1,3-Dichloropropene	ND		ug/l	2.0	--	4
cis-1,3-Dichloropropene	ND		ug/l	2.0	--	4
1,3-Dichloropropene, Total	ND		ug/l	2.0	--	4
1,1-Dichloropropene	ND		ug/l	10	--	4
Bromoform	ND		ug/l	8.0	--	4
1,1,2,2-Tetrachloroethane	ND		ug/l	2.0	--	4
Benzene	ND		ug/l	2.0	--	4
Toluene	ND		ug/l	3.0	--	4
Ethylbenzene	78		ug/l	2.0	--	4
Chloromethane	ND		ug/l	10	--	4
Bromomethane	ND		ug/l	4.0	--	4
Vinyl chloride	ND		ug/l	4.0	--	4
Chloroethane	ND		ug/l	4.0	--	4
1,1-Dichloroethene	ND		ug/l	2.0	--	4
trans-1,2-Dichloroethene	ND		ug/l	3.0	--	4

Project Name: TROY MILLS LANDFILL SUPERFUND **Lab Number:** L2017294

Project Number: 04.0190987.09 **Report Date:** 05/18/20

SAMPLE RESULTS

Lab ID: L2017294-04 D
Client ID: TRY_MW-805
Sample Location: TROY, NH

Date Collected: 04/24/20 13:20
Date Received: 04/27/20
Field Prep: Not Specified

Sample Depth:

Parameter	Result	Qualifier	Units	RL	MDL	Dilution Factor
Volatile Organics by GC/MS - Westborough Lab						
1,2-Dichloroethene, Total	ND		ug/l	2.0	--	4
Trichloroethene	ND		ug/l	2.0	--	4
1,2-Dichlorobenzene	ND		ug/l	10	--	4
1,3-Dichlorobenzene	ND		ug/l	10	--	4
1,4-Dichlorobenzene	ND		ug/l	10	--	4
Methyl tert butyl ether	ND		ug/l	4.0	--	4
p/m-Xylene	120		ug/l	4.0	--	4
o-Xylene	ND		ug/l	4.0	--	4
Xylenes, Total	120		ug/l	4.0	--	4
cis-1,2-Dichloroethene	ND		ug/l	2.0	--	4
Dibromomethane	ND		ug/l	20	--	4
1,2,3-Trichloropropane	ND		ug/l	20	--	4
Styrene	ND		ug/l	4.0	--	4
Dichlorodifluoromethane	ND		ug/l	20	--	4
Acetone	ND		ug/l	20	--	4
Carbon disulfide	ND		ug/l	20	--	4
2-Butanone	ND		ug/l	20	--	4
4-Methyl-2-pentanone	ND		ug/l	20	--	4
2-Hexanone	ND		ug/l	20	--	4
Bromochloromethane	ND		ug/l	10	--	4
Tetrahydrofuran	ND		ug/l	20	--	4
2,2-Dichloropropane	ND		ug/l	10	--	4
1,2-Dibromoethane	ND		ug/l	8.0	--	4
1,1,1,2-Tetrachloroethane	ND		ug/l	2.0	--	4
Bromobenzene	ND		ug/l	10	--	4
n-Butylbenzene	12		ug/l	2.0	--	4
sec-Butylbenzene	21		ug/l	2.0	--	4
tert-Butylbenzene	ND		ug/l	10	--	4
o-Chlorotoluene	ND		ug/l	10	--	4
p-Chlorotoluene	ND		ug/l	10	--	4
1,2-Dibromo-3-chloropropane	ND		ug/l	10	--	4
Hexachlorobutadiene	ND		ug/l	2.0	--	4
Isopropylbenzene	32		ug/l	2.0	--	4
p-Isopropyltoluene	21		ug/l	2.0	--	4
Naphthalene	18		ug/l	10	--	4
n-Propylbenzene	47		ug/l	2.0	--	4
1,2,3-Trichlorobenzene	ND		ug/l	10	--	4

Project Name: TROY MILLS LANDFILL SUPERFUND **Lab Number:** L2017294

Project Number: 04.0190987.09 **Report Date:** 05/18/20

SAMPLE RESULTS

Lab ID: L2017294-04 D
Client ID: TRY_MW-805
Sample Location: TROY, NH

Date Collected: 04/24/20 13:20
Date Received: 04/27/20
Field Prep: Not Specified

Sample Depth:

Parameter	Result	Qualifier	Units	RL	MDL	Dilution Factor
Volatile Organics by GC/MS - Westborough Lab						
1,2,4-Trichlorobenzene	ND		ug/l	10	--	4
1,3,5-Trimethylbenzene	150		ug/l	10	--	4
1,3,5-Trichlorobenzene	ND		ug/l	8.0	--	4
1,2,4-Trimethylbenzene	330		ug/l	10	--	4
Ethyl ether	ND		ug/l	10	--	4
Isopropyl Ether	ND		ug/l	8.0	--	4
Tert-Butyl Alcohol	ND		ug/l	40	--	4
Ethyl-Tert-Butyl-Ether	ND		ug/l	8.0	--	4
Tertiary-Amyl Methyl Ether	ND		ug/l	8.0	--	4
1,4-Dioxane	ND		ug/l	1000	--	4

Surrogate	% Recovery	Qualifier	Acceptance Criteria
1,2-Dichloroethane-d4	97		70-130
Toluene-d8	97		70-130
4-Bromofluorobenzene	105		70-130
Dibromofluoromethane	102		70-130

Project Name: TROY MILLS LANDFILL SUPERFUND **Lab Number:** L2017294

Project Number: 04.0190987.09 **Report Date:** 05/18/20

Method Blank Analysis
Batch Quality Control

Analytical Method: 1,8260C
Analytical Date: 04/29/20 08:21
Analyst: PD

Parameter	Result	Qualifier	Units	RL	MDL
Volatile Organics by GC/MS - Westborough Lab for sample(s): 02,04 Batch: WG1365962-5					
Methylene chloride	ND		ug/l	3.0	--
1,1-Dichloroethane	ND		ug/l	0.75	--
Chloroform	ND		ug/l	0.75	--
Carbon tetrachloride	ND		ug/l	0.50	--
1,2-Dichloropropane	ND		ug/l	1.8	--
Dibromochloromethane	ND		ug/l	0.50	--
1,1,2-Trichloroethane	ND		ug/l	0.75	--
Tetrachloroethene	ND		ug/l	0.50	--
Chlorobenzene	ND		ug/l	0.50	--
Trichlorofluoromethane	ND		ug/l	2.5	--
1,2-Dichloroethane	ND		ug/l	0.50	--
1,1,1-Trichloroethane	ND		ug/l	0.50	--
Bromodichloromethane	ND		ug/l	0.50	--
trans-1,3-Dichloropropene	ND		ug/l	0.50	--
cis-1,3-Dichloropropene	ND		ug/l	0.50	--
1,3-Dichloropropene, Total	ND		ug/l	0.50	--
1,1-Dichloropropene	ND		ug/l	2.5	--
Bromoform	ND		ug/l	2.0	--
1,1,2,2-Tetrachloroethane	ND		ug/l	0.50	--
Benzene	ND		ug/l	0.50	--
Toluene	ND		ug/l	0.75	--
Ethylbenzene	ND		ug/l	0.50	--
Chloromethane	ND		ug/l	2.5	--
Bromomethane	ND		ug/l	1.0	--
Vinyl chloride	ND		ug/l	1.0	--
Chloroethane	ND		ug/l	1.0	--
1,1-Dichloroethene	ND		ug/l	0.50	--
trans-1,2-Dichloroethene	ND		ug/l	0.75	--
1,2-Dichloroethene, Total	ND		ug/l	0.50	--

Project Name: TROY MILLS LANDFILL SUPERFUND **Lab Number:** L2017294

Project Number: 04.0190987.09 **Report Date:** 05/18/20

Method Blank Analysis
Batch Quality Control

Analytical Method: 1,8260C
Analytical Date: 04/29/20 08:21
Analyst: PD

Parameter	Result	Qualifier	Units	RL	MDL
Volatile Organics by GC/MS - Westborough Lab for sample(s): 02,04 Batch: WG1365962-5					
Trichloroethene	ND		ug/l	0.50	--
1,2-Dichlorobenzene	ND		ug/l	2.5	--
1,3-Dichlorobenzene	ND		ug/l	2.5	--
1,4-Dichlorobenzene	ND		ug/l	2.5	--
Methyl tert butyl ether	ND		ug/l	1.0	--
p/m-Xylene	ND		ug/l	1.0	--
o-Xylene	ND		ug/l	1.0	--
Xylenes, Total	ND		ug/l	1.0	--
cis-1,2-Dichloroethene	ND		ug/l	0.50	--
Dibromomethane	ND		ug/l	5.0	--
1,2,3-Trichloropropane	ND		ug/l	5.0	--
Styrene	ND		ug/l	1.0	--
Dichlorodifluoromethane	ND		ug/l	5.0	--
Acetone	ND		ug/l	5.0	--
Carbon disulfide	ND		ug/l	5.0	--
2-Butanone	ND		ug/l	5.0	--
4-Methyl-2-pentanone	ND		ug/l	5.0	--
2-Hexanone	ND		ug/l	5.0	--
Bromochloromethane	ND		ug/l	2.5	--
Tetrahydrofuran	ND		ug/l	5.0	--
2,2-Dichloropropane	ND		ug/l	2.5	--
1,2-Dibromoethane	ND		ug/l	2.0	--
1,1,1,2-Tetrachloroethane	ND		ug/l	0.50	--
Bromobenzene	ND		ug/l	2.5	--
n-Butylbenzene	ND		ug/l	0.50	--
sec-Butylbenzene	ND		ug/l	0.50	--
tert-Butylbenzene	ND		ug/l	2.5	--
o-Chlorotoluene	ND		ug/l	2.5	--
p-Chlorotoluene	ND		ug/l	2.5	--

Project Name: TROY MILLS LANDFILL SUPERFUND **Lab Number:** L2017294

Project Number: 04.0190987.09 **Report Date:** 05/18/20

Method Blank Analysis
Batch Quality Control

Analytical Method: 1,8260C
Analytical Date: 04/29/20 08:21
Analyst: PD

Parameter	Result	Qualifier	Units	RL	MDL
Volatile Organics by GC/MS - Westborough Lab for sample(s): 02,04 Batch: WG1365962-5					
1,2-Dibromo-3-chloropropane	ND		ug/l	2.5	--
Hexachlorobutadiene	ND		ug/l	0.50	--
Isopropylbenzene	ND		ug/l	0.50	--
p-Isopropyltoluene	ND		ug/l	0.50	--
Naphthalene	ND		ug/l	2.5	--
n-Propylbenzene	ND		ug/l	0.50	--
1,2,3-Trichlorobenzene	ND		ug/l	2.5	--
1,2,4-Trichlorobenzene	ND		ug/l	2.5	--
1,3,5-Trimethylbenzene	ND		ug/l	2.5	--
1,3,5-Trichlorobenzene	ND		ug/l	2.0	--
1,2,4-Trimethylbenzene	ND		ug/l	2.5	--
Ethyl ether	ND		ug/l	2.5	--
Isopropyl Ether	ND		ug/l	2.0	--
Tert-Butyl Alcohol	ND		ug/l	10	--
Ethyl-Tert-Butyl-Ether	ND		ug/l	2.0	--
Tertiary-Amyl Methyl Ether	ND		ug/l	2.0	--
1,4-Dioxane	ND		ug/l	250	--

Surrogate	%Recovery	Qualifier	Acceptance Criteria
1,2-Dichloroethane-d4	93		70-130
Toluene-d8	97		70-130
4-Bromofluorobenzene	101		70-130
Dibromofluoromethane	101		70-130

Project Name: TROY MILLS LANDFILL SUPERFUND **Lab Number:** L2017294

Project Number: 04.0190987.09 **Report Date:** 05/18/20

Method Blank Analysis
Batch Quality Control

Analytical Method: 1,8260C
Analytical Date: 04/30/20 08:04
Analyst: PD

Parameter	Result	Qualifier	Units	RL	MDL
Volatile Organics by GC/MS - Westborough Lab for sample(s): 01,03 Batch: WG1366067-5					
Methylene chloride	ND		ug/l	3.0	--
1,1-Dichloroethane	ND		ug/l	0.75	--
Chloroform	ND		ug/l	0.75	--
Carbon tetrachloride	ND		ug/l	0.50	--
1,2-Dichloropropane	ND		ug/l	1.8	--
Dibromochloromethane	ND		ug/l	0.50	--
1,1,2-Trichloroethane	ND		ug/l	0.75	--
Tetrachloroethene	ND		ug/l	0.50	--
Chlorobenzene	ND		ug/l	0.50	--
Trichlorofluoromethane	ND		ug/l	2.5	--
1,2-Dichloroethane	ND		ug/l	0.50	--
1,1,1-Trichloroethane	ND		ug/l	0.50	--
Bromodichloromethane	ND		ug/l	0.50	--
trans-1,3-Dichloropropene	ND		ug/l	0.50	--
cis-1,3-Dichloropropene	ND		ug/l	0.50	--
1,3-Dichloropropene, Total	ND		ug/l	0.50	--
1,1-Dichloropropene	ND		ug/l	2.5	--
Bromoform	ND		ug/l	2.0	--
1,1,2,2-Tetrachloroethane	ND		ug/l	0.50	--
Benzene	ND		ug/l	0.50	--
Toluene	ND		ug/l	0.75	--
Ethylbenzene	ND		ug/l	0.50	--
Chloromethane	ND		ug/l	2.5	--
Bromomethane	ND		ug/l	1.0	--
Vinyl chloride	ND		ug/l	1.0	--
Chloroethane	ND		ug/l	1.0	--
1,1-Dichloroethene	ND		ug/l	0.50	--
trans-1,2-Dichloroethene	ND		ug/l	0.75	--
1,2-Dichloroethene, Total	ND		ug/l	0.50	--

Project Name: TROY MILLS LANDFILL SUPERFUND **Lab Number:** L2017294

Project Number: 04.0190987.09 **Report Date:** 05/18/20

Method Blank Analysis
Batch Quality Control

Analytical Method: 1,8260C
Analytical Date: 04/30/20 08:04
Analyst: PD

Parameter	Result	Qualifier	Units	RL	MDL
Volatile Organics by GC/MS - Westborough Lab for sample(s): 01,03 Batch: WG1366067-5					
Trichloroethene	ND		ug/l	0.50	--
1,2-Dichlorobenzene	ND		ug/l	2.5	--
1,3-Dichlorobenzene	ND		ug/l	2.5	--
1,4-Dichlorobenzene	ND		ug/l	2.5	--
Methyl tert butyl ether	ND		ug/l	1.0	--
p/m-Xylene	ND		ug/l	1.0	--
o-Xylene	ND		ug/l	1.0	--
Xylenes, Total	ND		ug/l	1.0	--
cis-1,2-Dichloroethene	ND		ug/l	0.50	--
Dibromomethane	ND		ug/l	5.0	--
1,2,3-Trichloropropane	ND		ug/l	5.0	--
Styrene	ND		ug/l	1.0	--
Dichlorodifluoromethane	ND		ug/l	5.0	--
Acetone	ND		ug/l	5.0	--
Carbon disulfide	ND		ug/l	5.0	--
2-Butanone	ND		ug/l	5.0	--
4-Methyl-2-pentanone	ND		ug/l	5.0	--
2-Hexanone	ND		ug/l	5.0	--
Bromochloromethane	ND		ug/l	2.5	--
Tetrahydrofuran	ND		ug/l	5.0	--
2,2-Dichloropropane	ND		ug/l	2.5	--
1,2-Dibromoethane	ND		ug/l	2.0	--
1,1,1,2-Tetrachloroethane	ND		ug/l	0.50	--
Bromobenzene	ND		ug/l	2.5	--
n-Butylbenzene	ND		ug/l	0.50	--
sec-Butylbenzene	ND		ug/l	0.50	--
tert-Butylbenzene	ND		ug/l	2.5	--
o-Chlorotoluene	ND		ug/l	2.5	--
p-Chlorotoluene	ND		ug/l	2.5	--

Project Name: TROY MILLS LANDFILL SUPERFUND **Lab Number:** L2017294

Project Number: 04.0190987.09 **Report Date:** 05/18/20

Method Blank Analysis
Batch Quality Control

Analytical Method: 1,8260C
Analytical Date: 04/30/20 08:04
Analyst: PD

Parameter	Result	Qualifier	Units	RL	MDL
Volatile Organics by GC/MS - Westborough Lab for sample(s): 01,03 Batch: WG1366067-5					
1,2-Dibromo-3-chloropropane	ND		ug/l	2.5	--
Hexachlorobutadiene	ND		ug/l	0.50	--
Isopropylbenzene	ND		ug/l	0.50	--
p-Isopropyltoluene	ND		ug/l	0.50	--
Naphthalene	ND		ug/l	2.5	--
n-Propylbenzene	ND		ug/l	0.50	--
1,2,3-Trichlorobenzene	ND		ug/l	2.5	--
1,2,4-Trichlorobenzene	ND		ug/l	2.5	--
1,3,5-Trimethylbenzene	ND		ug/l	2.5	--
1,3,5-Trichlorobenzene	ND		ug/l	2.0	--
1,2,4-Trimethylbenzene	ND		ug/l	2.5	--
Ethyl ether	ND		ug/l	2.5	--
Isopropyl Ether	ND		ug/l	2.0	--
Tert-Butyl Alcohol	ND		ug/l	10	--
Ethyl-Tert-Butyl-Ether	ND		ug/l	2.0	--
Tertiary-Amyl Methyl Ether	ND		ug/l	2.0	--
1,4-Dioxane	ND		ug/l	250	--

Surrogate	%Recovery	Qualifier	Acceptance Criteria
1,2-Dichloroethane-d4	98		70-130
Toluene-d8	99		70-130
4-Bromofluorobenzene	95		70-130
Dibromofluoromethane	96		70-130

Lab Control Sample Analysis

Batch Quality Control

Project Name: TROY MILLS LANDFILL SUPERFUND

Project Number: 04.0190987.09

Lab Number: L2017294

Report Date: 05/18/20

Parameter	LCS %Recovery	Qual	LCSD %Recovery	Qual	%Recovery Limits	RPD	Qual	RPD Limits
Volatile Organics by GC/MS - Westborough Lab Associated sample(s): 02,04 Batch: WG1365962-3 WG1365962-4								
Methylene chloride	88		89		70-130	1		20
1,1-Dichloroethane	88		90		70-130	2		20
Chloroform	90		93		70-130	3		20
Carbon tetrachloride	95		96		63-132	1		20
1,2-Dichloropropane	88		90		70-130	2		20
Dibromochloromethane	86		93		63-130	8		20
1,1,2-Trichloroethane	86		90		70-130	5		20
Tetrachloroethene	90		91		70-130	1		20
Chlorobenzene	90		94		75-130	4		25
Trichlorofluoromethane	100		100		62-150	0		20
1,2-Dichloroethane	85		87		70-130	2		20
1,1,1-Trichloroethane	94		94		67-130	0		20
Bromodichloromethane	88		91		67-130	3		20
trans-1,3-Dichloropropene	86		89		70-130	3		20
cis-1,3-Dichloropropene	90		93		70-130	3		20
1,1-Dichloropropene	90		90		70-130	0		20
Bromoform	93		95		54-136	2		20
1,1,2,2-Tetrachloroethane	88		89		67-130	1		20
Benzene	92		94		70-130	2		25
Toluene	90		93		70-130	3		25
Ethylbenzene	87		89		70-130	2		20
Chloromethane	87		86		64-130	1		20
Bromomethane	67		71		39-139	6		20

Lab Control Sample Analysis

Batch Quality Control

Project Name: TROY MILLS LANDFILL SUPERFUND

Project Number: 04.0190987.09

Lab Number: L2017294

Report Date: 05/18/20

Parameter	LCS %Recovery	Qual	LCSD %Recovery	Qual	%Recovery Limits	RPD	Qual	RPD Limits
Volatile Organics by GC/MS - Westborough Lab Associated sample(s): 02,04 Batch: WG1365962-3 WG1365962-4								
Vinyl chloride	110		110		55-140	0		20
Chloroethane	98		100		55-138	2		20
1,1-Dichloroethene	95		96		61-145	1		25
trans-1,2-Dichloroethene	94		96		70-130	2		20
Trichloroethene	96		97		70-130	1		25
1,2-Dichlorobenzene	85		85		70-130	0		20
1,3-Dichlorobenzene	87		87		70-130	0		20
1,4-Dichlorobenzene	87		88		70-130	1		20
Methyl tert butyl ether	86		89		63-130	3		20
p/m-Xylene	90		90		70-130	0		20
o-Xylene	90		90		70-130	0		20
cis-1,2-Dichloroethene	95		97		70-130	2		20
Dibromomethane	92		95		70-130	3		20
1,2,3-Trichloropropane	84		88		64-130	5		20
Styrene	85		90		70-130	6		20
Dichlorodifluoromethane	140		140		36-147	0		20
Acetone	67		69		58-148	3		20
Carbon disulfide	91		91		51-130	0		20
2-Butanone	72		76		63-138	5		20
4-Methyl-2-pentanone	78		85		59-130	9		20
2-Hexanone	66		71		57-130	7		20
Bromochloromethane	100		100		70-130	0		20
Tetrahydrofuran	72		76		58-130	5		20

Lab Control Sample Analysis

Batch Quality Control

Project Name: TROY MILLS LANDFILL SUPERFUND

Project Number: 04.0190987.09

Lab Number: L2017294

Report Date: 05/18/20

Parameter	LCS %Recovery	Qual	LCSD %Recovery	Qual	%Recovery Limits	RPD	Qual	RPD Limits
Volatile Organics by GC/MS - Westborough Lab Associated sample(s): 02,04 Batch: WG1365962-3 WG1365962-4								
2,2-Dichloropropane	100		100		63-133	0		20
1,2-Dibromoethane	89		94		70-130	5		20
1,1,1,2-Tetrachloroethane	91		93		64-130	2		20
Bromobenzene	94		95		70-130	1		20
n-Butylbenzene	82		82		53-136	0		20
sec-Butylbenzene	83		83		70-130	0		20
tert-Butylbenzene	86		85		70-130	1		20
o-Chlorotoluene	86		85		70-130	1		20
p-Chlorotoluene	88		87		70-130	1		20
1,2-Dibromo-3-chloropropane	80		85		41-144	6		20
Hexachlorobutadiene	85		88		63-130	3		20
Isopropylbenzene	88		88		70-130	0		20
p-Isopropyltoluene	84		83		70-130	1		20
Naphthalene	**66**	Q	73		70-130	10		20
n-Propylbenzene	87		87		69-130	0		20
1,2,3-Trichlorobenzene	**67**	Q	74		70-130	10		20
1,2,4-Trichlorobenzene	79		79		70-130	0		20
1,3,5-Trimethylbenzene	86		85		64-130	1		20
1,3,5-Trichlorobenzene	84		84		70-130	0		20
1,2,4-Trimethylbenzene	85		84		70-130	1		20
Ethyl ether	89		89		59-134	0		20
Isopropyl Ether	80		83		70-130	4		20
Tert-Butyl Alcohol	80		94		70-130	16		20

Lab Control Sample Analysis

Batch Quality Control

Project Name: TROY MILLS LANDFILL SUPERFUND

Project Number: 04.0190987.09

Lab Number: L2017294

Report Date: 05/18/20

Parameter	LCS %Recovery	Qual	LCSD %Recovery	Qual	%Recovery Limits	RPD	Qual	RPD Limits
Volatile Organics by GC/MS - Westborough Lab Associated sample(s): 02,04 Batch: WG1365962-3 WG1365962-4								
Ethyl-Tert-Butyl-Ether	85		88		70-130	3		20
Tertiary-Amyl Methyl Ether	85		88		66-130	3		20
1,4-Dioxane	112		124		56-162	10		20

Surrogate	LCS %Recovery	Qual	LCSD %Recovery	Qual	Acceptance Criteria
1,2-Dichloroethane-d4	94		94		70-130
Toluene-d8	99		99		70-130
4-Bromofluorobenzene	102		100		70-130
Dibromofluoromethane	101		104		70-130

Lab Control Sample Analysis

Batch Quality Control

Project Name: TROY MILLS LANDFILL SUPERFUND

Project Number: 04.0190987.09

Lab Number: L2017294

Report Date: 05/18/20

Parameter	LCS %Recovery	Qual	LCSD %Recovery	Qual	%Recovery Limits	RPD	Qual	RPD Limits
Volatile Organics by GC/MS - Westborough Lab Associated sample(s): 01,03 Batch: WG1366067-3 WG1366067-4								
Methylene chloride	96		94		70-130	2		20
1,1-Dichloroethane	100		100		70-130	0		20
Chloroform	94		90		70-130	4		20
Carbon tetrachloride	89		82		63-132	8		20
1,2-Dichloropropane	100		98		70-130	2		20
Dibromochloromethane	87		87		63-130	0		20
1,1,2-Trichloroethane	90		87		70-130	3		20
Tetrachloroethene	89		83		70-130	7		20
Chlorobenzene	100		92		75-130	8		25
Trichlorofluoromethane	90		88		62-150	2		20
1,2-Dichloroethane	96		91		70-130	5		20
1,1,1-Trichloroethane	92		82		67-130	11		20
Bromodichloromethane	91		88		67-130	3		20
trans-1,3-Dichloropropene	88		86		70-130	2		20
cis-1,3-Dichloropropene	92		92		70-130	0		20
1,1-Dichloropropene	94		88		70-130	7		20
Bromoform	86		86		54-136	0		20
1,1,2,2-Tetrachloroethane	90		94		67-130	4		20
Benzene	95		92		70-130	3		25
Toluene	100		90		70-130	11		25
Ethylbenzene	97		88		70-130	10		20
Chloromethane	100		94		64-130	6		20
Bromomethane	64		58		39-139	10		20

Lab Control Sample Analysis

Batch Quality Control

Project Name: TROY MILLS LANDFILL SUPERFUND

Project Number: 04.0190987.09

Lab Number: L2017294

Report Date: 05/18/20

Parameter	LCS %Recovery	Qual	LCSD %Recovery	Qual	%Recovery Limits	RPD	Qual	RPD Limits
Volatile Organics by GC/MS - Westborough Lab Associated sample(s): 01,03 Batch: WG1366067-3 WG1366067-4								
Vinyl chloride	100		91		55-140	9		20
Chloroethane	100		96		55-138	4		20
1,1-Dichloroethene	96		92		61-145	4		25
trans-1,2-Dichloroethene	100		97		70-130	3		20
Trichloroethene	94		89		70-130	5		25
1,2-Dichlorobenzene	96		91		70-130	5		20
1,3-Dichlorobenzene	97		88		70-130	10		20
1,4-Dichlorobenzene	98		92		70-130	6		20
Methyl tert butyl ether	91		91		63-130	0		20
p/m-Xylene	95		85		70-130	11		20
o-Xylene	95		85		70-130	11		20
cis-1,2-Dichloroethene	100		96		70-130	4		20
Dibromomethane	92		93		70-130	1		20
1,2,3-Trichloropropane	90		91		64-130	1		20
Styrene	100		90		70-130	11		20
Dichlorodifluoromethane	94		80		36-147	16		20
Acetone	86		93		58-148	8		20
Carbon disulfide	100		91		51-130	9		20
2-Butanone	95		100		63-138	5		20
4-Methyl-2-pentanone	85		86		59-130	1		20
2-Hexanone	86		92		57-130	7		20
Bromochloromethane	94		96		70-130	2		20
Tetrahydrofuran	99		110		58-130	11		20

Lab Control Sample Analysis

Batch Quality Control

Project Name: TROY MILLS LANDFILL SUPERFUND

Project Number: 04.0190987.09

Lab Number: L2017294

Report Date: 05/18/20

Parameter	LCS %Recovery	Qual	LCSD %Recovery	Qual	%Recovery Limits	RPD	Qual	RPD Limits
Volatile Organics by GC/MS - Westborough Lab Associated sample(s): 01,03 Batch: WG1366067-3 WG1366067-4								
2,2-Dichloropropane	96		87		63-133	10		20
1,2-Dibromoethane	88		88		70-130	0		20
1,1,1,2-Tetrachloroethane	95		86		64-130	10		20
Bromobenzene	99		94		70-130	5		20
n-Butylbenzene	93		80		53-136	15		20
sec-Butylbenzene	92		82		70-130	11		20
tert-Butylbenzene	81		71		70-130	13		20
o-Chlorotoluene	96		89		70-130	8		20
p-Chlorotoluene	98		91		70-130	7		20
1,2-Dibromo-3-chloropropane	80		79		41-144	1		20
Hexachlorobutadiene	82		68		63-130	19		20
Isopropylbenzene	94		85		70-130	10		20
p-Isopropyltoluene	92		81		70-130	13		20
Naphthalene	83		83		70-130	0		20
n-Propylbenzene	96		85		69-130	12		20
1,2,3-Trichlorobenzene	90		87		70-130	3		20
1,2,4-Trichlorobenzene	92		84		70-130	9		20
1,3,5-Trimethylbenzene	94		84		64-130	11		20
1,3,5-Trichlorobenzene	93		86		70-130	8		20
1,2,4-Trimethylbenzene	96		87		70-130	10		20
Ethyl ether	93		96		59-134	3		20
Isopropyl Ether	110		100		70-130	10		20
Tert-Butyl Alcohol	82		90		70-130	9		20

Lab Control Sample Analysis

Batch Quality Control

Project Name: TROY MILLS LANDFILL SUPERFUND

Project Number: 04.0190987.09

Lab Number: L2017294

Report Date: 05/18/20

Parameter	LCS %Recovery	Qual	LCSD %Recovery	Qual	%Recovery Limits	RPD	Qual	RPD Limits
Volatile Organics by GC/MS - Westborough Lab Associated sample(s): 01,03 Batch: WG1366067-3 WG1366067-4								
Ethyl-Tert-Butyl-Ether	94		93		70-130	1		20
Tertiary-Amyl Methyl Ether	88		87		66-130	1		20
1,4-Dioxane	84		94		56-162	11		20

Surrogate	LCS %Recovery	Qual	LCSD %Recovery	Qual	Acceptance Criteria
1,2-Dichloroethane-d4	96		96		70-130
Toluene-d8	100		99		70-130
4-Bromofluorobenzene	98		99		70-130
Dibromofluoromethane	97		101		70-130

SEMIVOLATILES

Project Name: TROY MILLS LANDFILL SUPERFUND **Lab Number:** L2017294

Project Number: 04.0190987.09 **Report Date:** 05/18/20

SAMPLE RESULTS

Lab ID: L2017294-02
Client ID: TRY_MW-101S
Sample Location: TROY, NH

Date Collected: 04/24/20 09:50
Date Received: 04/27/20
Field Prep: Not Specified

Sample Depth:
Matrix: Water
Analytical Method: 1,8270D
Analytical Date: 04/30/20 03:57
Analyst: SZ

Extraction Method: EPA 3510C
Extraction Date: 04/28/20 07:45

Parameter	Result	Qualifier	Units	RL	MDL	Dilution Factor
Semivolatile Organics by GC/MS - Westborough Lab						
Benzidine	ND		ug/l	20	--	1
1,2,4-Trichlorobenzene	ND		ug/l	5.0	--	1
Bis(2-chloroethyl)ether	ND		ug/l	2.0	--	1
1,2-Dichlorobenzene	ND		ug/l	2.0	--	1
1,3-Dichlorobenzene	ND		ug/l	2.0	--	1
1,4-Dichlorobenzene	ND		ug/l	2.0	--	1
3,3'-Dichlorobenzidine	ND		ug/l	5.0	--	1
2,4-Dinitrotoluene	ND		ug/l	5.0	--	1
2,6-Dinitrotoluene	ND		ug/l	5.0	--	1
Azobenzene	ND		ug/l	2.0	--	1
4-Chlorophenyl phenyl ether	ND		ug/l	2.0	--	1
4-Bromophenyl phenyl ether	ND		ug/l	2.0	--	1
Bis(2-chloroisopropyl)ether	ND		ug/l	2.0	--	1
Bis(2-chloroethoxy)methane	ND		ug/l	5.0	--	1
Hexachlorocyclopentadiene	ND		ug/l	20	--	1
Isophorone	ND		ug/l	5.0	--	1
Nitrobenzene	ND		ug/l	2.0	--	1
NDPA/DPA	ND		ug/l	2.0	--	1
n-Nitrosodi-n-propylamine	ND		ug/l	5.0	--	1
Bis(2-ethylhexyl)phthalate	7.7		ug/l	3.0	--	1
Butyl benzyl phthalate	ND		ug/l	5.0	--	1
Di-n-butylphthalate	ND		ug/l	5.0	--	1
Di-n-octylphthalate	ND		ug/l	5.0	--	1
Diethyl phthalate	ND		ug/l	5.0	--	1
Dimethyl phthalate	ND		ug/l	5.0	--	1
Biphenyl	ND		ug/l	2.0	--	1
Aniline	ND		ug/l	2.0	--	1
4-Chloroaniline	ND		ug/l	5.0	--	1

Project Name: TROY MILLS LANDFILL SUPERFUND **Lab Number:** L2017294

Project Number: 04.0190987.09 **Report Date:** 05/18/20

SAMPLE RESULTS

Lab ID: L2017294-02 Date Collected: 04/24/20 09:50

Client ID: TRY_MW-101S Date Received: 04/27/20

Sample Location: TROY, NH Field Prep: Not Specified

Sample Depth:

Parameter	Result	Qualifier	Units	RL	MDL	Dilution Factor
Semivolatile Organics by GC/MS - Westborough Lab						
2-Nitroaniline	ND		ug/l	5.0	--	1
3-Nitroaniline	ND		ug/l	5.0	--	1
4-Nitroaniline	ND		ug/l	5.0	--	1
Dibenzofuran	ND		ug/l	2.0	--	1
n-Nitrosodimethylamine	ND		ug/l	2.0	--	1
2,4,6-Trichlorophenol	ND		ug/l	5.0	--	1
p-Chloro-m-cresol	ND		ug/l	2.0	--	1
2-Chlorophenol	ND		ug/l	2.0	--	1
2,4-Dichlorophenol	ND		ug/l	5.0	--	1
2,4-Dimethylphenol	ND		ug/l	5.0	--	1
2-Nitrophenol	ND		ug/l	10	--	1
4-Nitrophenol	ND		ug/l	10	--	1
2,4-Dinitrophenol	ND		ug/l	20	--	1
4,6-Dinitro-o-cresol	ND		ug/l	10	--	1
Phenol	ND		ug/l	5.0	--	1
2-Methylphenol	ND		ug/l	5.0	--	1
3-Methylphenol/4-Methylphenol	ND		ug/l	5.0	--	1
2,4,5-Trichlorophenol	ND		ug/l	5.0	--	1
Benzoic Acid	ND		ug/l	50	--	1
Benzyl Alcohol	ND		ug/l	2.0	--	1
Carbazole	ND		ug/l	2.0	--	1
Pyridine	ND		ug/l	3.5	--	1

Surrogate	% Recovery	Qualifier	Acceptance Criteria
2-Fluorophenol	83		21-120
Phenol-d6	71		10-120
Nitrobenzene-d5	107		23-120
2-Fluorobiphenyl	88		15-120
2,4,6-Tribromophenol	82		10-120
4-Terphenyl-d14	105		41-149

Project Name: TROY MILLS LANDFILL SUPERFUND **Lab Number:** L2017294

Project Number: 04.0190987.09 **Report Date:** 05/18/20

SAMPLE RESULTS

Lab ID: L2017294-02
Client ID: TRY_MW-101S
Sample Location: TROY, NH

Date Collected: 04/24/20 09:50
Date Received: 04/27/20
Field Prep: Not Specified

Sample Depth:
Matrix: Water
Analytical Method: 1,8270D-SIM
Analytical Date: 05/01/20 17:07
Analyst: ALS

Extraction Method: EPA 3510C
Extraction Date: 04/28/20 07:45

Parameter	Result	Qualifier	Units	RL	MDL	Dilution Factor
Semivolatile Organics by GC/MS-SIM - Westborough Lab						
Acenaphthene	ND		ug/l	0.10	--	1
2-Chloronaphthalene	ND		ug/l	0.20	--	1
Fluoranthene	ND		ug/l	0.10	--	1
Hexachlorobutadiene	ND		ug/l	0.50	--	1
Naphthalene	5.7		ug/l	0.10	--	1
Benzo(a)anthracene	ND		ug/l	0.10	--	1
Benzo(a)pyrene	ND		ug/l	0.10	--	1
Benzo(b)fluoranthene	ND		ug/l	0.10	--	1
Benzo(k)fluoranthene	ND		ug/l	0.10	--	1
Chrysene	ND		ug/l	0.10	--	1
Acenaphthylene	ND		ug/l	0.10	--	1
Anthracene	ND		ug/l	0.10	--	1
Benzo(ghi)perylene	ND		ug/l	0.10	--	1
Fluorene	ND		ug/l	0.10	--	1
Phenanthrene	ND		ug/l	0.10	--	1
Dibenzo(a,h)anthracene	ND		ug/l	0.10	--	1
Indeno(1,2,3-cd)pyrene	ND		ug/l	0.10	--	1
Pyrene	ND		ug/l	0.10	--	1
1-Methylnaphthalene	0.13		ug/l	0.10	--	1
2-Methylnaphthalene	0.11		ug/l	0.10	--	1
Pentachlorophenol	ND		ug/l	0.80	--	1
Hexachlorobenzene	ND		ug/l	0.80	--	1
Hexachloroethane	ND		ug/l	0.80	--	1

Project Name: TROY MILLS LANDFILL SUPERFUND **Lab Number:** L2017294

Project Number: 04.0190987.09 **Report Date:** 05/18/20

SAMPLE RESULTS

Lab ID: L2017294-02 Date Collected: 04/24/20 09:50

Client ID: TRY_MW-101S Date Received: 04/27/20

Sample Location: TROY, NH Field Prep: Not Specified

Sample Depth:

Parameter	Result	Qualifier	Units	RL	MDL	Dilution Factor
Semivolatile Organics by GC/MS-SIM - Westborough Lab						

Surrogate	% Recovery	Qualifier	Acceptance Criteria
2-Fluorophenol	76		21-120
Phenol-d6	66		10-120
Nitrobenzene-d5	99		23-120
2-Fluorobiphenyl	89		15-120
2,4,6-Tribromophenol	118		10-120
4-Terphenyl-d14	120		41-149

Project Name: TROY MILLS LANDFILL SUPERFUND
Lab Number: L2017294
Project Number: 04.0190987.09
Report Date: 05/18/20

SAMPLE RESULTS

Lab ID: L2017294-02
Client ID: TRY_MW-101S
Sample Location: TROY, NH

Date Collected: 04/24/20 09:50
Date Received: 04/27/20
Field Prep: Not Specified

Sample Depth:
Matrix: Water
Analytical Method: 1,8270D-SIM
Analytical Date: 05/04/20 09:29
Analyst: PS

Extraction Method: EPA 3510C
Extraction Date: 04/28/20 20:00

Parameter	Result	Qualifier	Units	RL	MDL	Dilution Factor
1,4 Dioxane by 8270D-SIM - Mansfield Lab						
1,4-Dioxane	ND		ug/l	0.170	--	1

Surrogate	% Recovery	Qualifier	Acceptance Criteria
1,4-Dioxane-d8	57		15-110

Project Name: TROY MILLS LANDFILL SUPERFUND **Lab Number:** L2017294

Project Number: 04.0190987.09 **Report Date:** 05/18/20

SAMPLE RESULTS

Lab ID: L2017294-03
Client ID: TRY_MW-301X
Sample Location: TROY, NH

Date Collected: 04/24/20 10:35
Date Received: 04/27/20
Field Prep: Not Specified

Sample Depth:
Matrix: Water
Analytical Method: 1,8270D
Analytical Date: 04/30/20 04:20
Analyst: SZ

Extraction Method: EPA 3510C
Extraction Date: 04/28/20 08:37

Parameter	Result	Qualifier	Units	RL	MDL	Dilution Factor
Semivolatile Organics by GC/MS - Westborough Lab						
Benzidine	ND		ug/l	20	--	1
1,2,4-Trichlorobenzene	ND		ug/l	5.0	--	1
Bis(2-chloroethyl)ether	ND		ug/l	2.0	--	1
1,2-Dichlorobenzene	ND		ug/l	2.0	--	1
1,3-Dichlorobenzene	ND		ug/l	2.0	--	1
1,4-Dichlorobenzene	ND		ug/l	2.0	--	1
3,3'-Dichlorobenzidine	ND		ug/l	5.0	--	1
2,4-Dinitrotoluene	ND		ug/l	5.0	--	1
2,6-Dinitrotoluene	ND		ug/l	5.0	--	1
Azobenzene	ND		ug/l	2.0	--	1
4-Chlorophenyl phenyl ether	ND		ug/l	2.0	--	1
4-Bromophenyl phenyl ether	ND		ug/l	2.0	--	1
Bis(2-chloroisopropyl)ether	ND		ug/l	2.0	--	1
Bis(2-chloroethoxy)methane	ND		ug/l	5.0	--	1
Hexachlorocyclopentadiene	ND		ug/l	20	--	1
Isophorone	ND		ug/l	5.0	--	1
Nitrobenzene	ND		ug/l	2.0	--	1
NDPA/DPA	ND		ug/l	2.0	--	1
n-Nitrosodi-n-propylamine	ND		ug/l	5.0	--	1
Bis(2-ethylhexyl)phthalate	ND		ug/l	3.0	--	1
Butyl benzyl phthalate	ND		ug/l	5.0	--	1
Di-n-butylphthalate	ND		ug/l	5.0	--	1
Di-n-octylphthalate	ND		ug/l	5.0	--	1
Diethyl phthalate	ND		ug/l	5.0	--	1
Dimethyl phthalate	ND		ug/l	5.0	--	1
Biphenyl	ND		ug/l	2.0	--	1
Aniline	ND		ug/l	2.0	--	1
4-Chloroaniline	ND		ug/l	5.0	--	1

Project Name: TROY MILLS LANDFILL SUPERFUND **Lab Number:** L2017294

Project Number: 04.0190987.09 **Report Date:** 05/18/20

SAMPLE RESULTS

Lab ID: L2017294-03 Date Collected: 04/24/20 10:35

Client ID: TRY_MW-301X Date Received: 04/27/20

Sample Location: TROY, NH Field Prep: Not Specified

Sample Depth:

Parameter	Result	Qualifier	Units	RL	MDL	Dilution Factor
Semivolatile Organics by GC/MS - Westborough Lab						
2-Nitroaniline	ND		ug/l	5.0	--	1
3-Nitroaniline	ND		ug/l	5.0	--	1
4-Nitroaniline	ND		ug/l	5.0	--	1
Dibenzofuran	ND		ug/l	2.0	--	1
n-Nitrosodimethylamine	ND		ug/l	2.0	--	1
2,4,6-Trichlorophenol	ND		ug/l	5.0	--	1
p-Chloro-m-cresol	ND		ug/l	2.0	--	1
2-Chlorophenol	ND		ug/l	2.0	--	1
2,4-Dichlorophenol	ND		ug/l	5.0	--	1
2,4-Dimethylphenol	ND		ug/l	5.0	--	1
2-Nitrophenol	ND		ug/l	10	--	1
4-Nitrophenol	ND		ug/l	10	--	1
2,4-Dinitrophenol	ND		ug/l	20	--	1
4,6-Dinitro-o-cresol	ND		ug/l	10	--	1
Phenol	ND		ug/l	5.0	--	1
2-Methylphenol	ND		ug/l	5.0	--	1
3-Methylphenol/4-Methylphenol	ND		ug/l	5.0	--	1
2,4,5-Trichlorophenol	ND		ug/l	5.0	--	1
Benzoic Acid	ND		ug/l	50	--	1
Benzyl Alcohol	ND		ug/l	2.0	--	1
Carbazole	ND		ug/l	2.0	--	1
Pyridine	ND		ug/l	3.5	--	1

Surrogate	% Recovery	Qualifier	Acceptance Criteria
2-Fluorophenol	52		21-120
Phenol-d6	54		10-120
Nitrobenzene-d5	86		23-120
2-Fluorobiphenyl	75		15-120
2,4,6-Tribromophenol	35		10-120
4-Terphenyl-d14	94		41-149

Project Name: TROY MILLS LANDFILL SUPERFUND **Lab Number:** L2017294

Project Number: 04.0190987.09 **Report Date:** 05/18/20

SAMPLE RESULTS

Lab ID: L2017294-03
Client ID: TRY_MW-301X
Sample Location: TROY, NH

Date Collected: 04/24/20 10:35
Date Received: 04/27/20
Field Prep: Not Specified

Sample Depth:
Matrix: Water
Analytical Method: 1,8270D-SIM
Analytical Date: 05/01/20 17:24
Analyst: ALS

Extraction Method: EPA 3510C
Extraction Date: 04/28/20 08:37

Parameter	Result	Qualifier	Units	RL	MDL	Dilution Factor
Semivolatile Organics by GC/MS-SIM - Westborough Lab						
Acenaphthene	ND		ug/l	0.10	--	1
2-Chloronaphthalene	ND		ug/l	0.20	--	1
Fluoranthene	ND		ug/l	0.10	--	1
Hexachlorobutadiene	ND		ug/l	0.50	--	1
Naphthalene	ND		ug/l	0.10	--	1
Benzo(a)anthracene	ND		ug/l	0.10	--	1
Benzo(a)pyrene	ND		ug/l	0.10	--	1
Benzo(b)fluoranthene	ND		ug/l	0.10	--	1
Benzo(k)fluoranthene	ND		ug/l	0.10	--	1
Chrysene	ND		ug/l	0.10	--	1
Acenaphthylene	ND		ug/l	0.10	--	1
Anthracene	ND		ug/l	0.10	--	1
Benzo(ghi)perylene	ND		ug/l	0.10	--	1
Fluorene	ND		ug/l	0.10	--	1
Phenanthrene	ND		ug/l	0.10	--	1
Dibenzo(a,h)anthracene	ND		ug/l	0.10	--	1
Indeno(1,2,3-cd)pyrene	ND		ug/l	0.10	--	1
Pyrene	ND		ug/l	0.10	--	1
1-Methylnaphthalene	ND		ug/l	0.10	--	1
2-Methylnaphthalene	ND		ug/l	0.10	--	1
Pentachlorophenol	ND		ug/l	0.80	--	1
Hexachlorobenzene	ND		ug/l	0.80	--	1
Hexachloroethane	ND		ug/l	0.80	--	1

Project Name: TROY MILLS LANDFILL SUPERFUND **Lab Number:** L2017294

Project Number: 04.0190987.09 **Report Date:** 05/18/20

SAMPLE RESULTS

Lab ID: L2017294-03 Date Collected: 04/24/20 10:35

Client ID: TRY_MW-301X Date Received: 04/27/20

Sample Location: TROY, NH Field Prep: Not Specified

Sample Depth:

Parameter	Result	Qualifier	Units	RL	MDL	Dilution Factor
Semivolatile Organics by GC/MS-SIM - Westborough Lab						

Surrogate	% Recovery	Qualifier	Acceptance Criteria
2-Fluorophenol	44		21-120
Phenol-d6	51		10-120
Nitrobenzene-d5	83		23-120
2-Fluorobiphenyl	77		15-120
2,4,6-Tribromophenol	44		10-120
4-Terphenyl-d14	102		41-149

Project Name: TROY MILLS LANDFILL SUPERFUND
Lab Number: L2017294
Project Number: 04.0190987.09
Report Date: 05/18/20

SAMPLE RESULTS

Lab ID: L2017294-03
Client ID: TRY_MW-301X
Sample Location: TROY, NH

Date Collected: 04/24/20 10:35
Date Received: 04/27/20
Field Prep: Not Specified

Sample Depth:
Matrix: Water
Analytical Method: 1,8270D-SIM
Analytical Date: 05/01/20 23:38
Analyst: PS

Extraction Method: EPA 3510C
Extraction Date: 04/28/20 20:00

Parameter	Result	Qualifier	Units	RL	MDL	Dilution Factor
1,4 Dioxane by 8270D-SIM - Mansfield Lab						
1,4-Dioxane	0.172		ug/l	0.150	--	1

Surrogate	% Recovery	Qualifier	Acceptance Criteria
1,4-Dioxane-d8	37		15-110

Project Name: TROY MILLS LANDFILL SUPERFUND **Lab Number:** L2017294

Project Number: 04.0190987.09 **Report Date:** 05/18/20

SAMPLE RESULTS

Lab ID: L2017294-04
Client ID: TRY_MW-805
Sample Location: TROY, NH

Date Collected: 04/24/20 13:20
Date Received: 04/27/20
Field Prep: Not Specified

Sample Depth:
Matrix: Water
Analytical Method: 1,8270D
Analytical Date: 04/30/20 04:43
Analyst: SZ

Extraction Method: EPA 3510C
Extraction Date: 04/28/20 08:37

Parameter	Result	Qualifier	Units	RL	MDL	Dilution Factor
Semivolatile Organics by GC/MS - Westborough Lab						
Benzidine	ND		ug/l	20	--	1
1,2,4-Trichlorobenzene	ND		ug/l	5.0	--	1
Bis(2-chloroethyl)ether	ND		ug/l	2.0	--	1
1,2-Dichlorobenzene	ND		ug/l	2.0	--	1
1,3-Dichlorobenzene	ND		ug/l	2.0	--	1
1,4-Dichlorobenzene	ND		ug/l	2.0	--	1
3,3'-Dichlorobenzidine	ND		ug/l	5.0	--	1
2,4-Dinitrotoluene	ND		ug/l	5.0	--	1
2,6-Dinitrotoluene	ND		ug/l	5.0	--	1
Azobenzene	ND		ug/l	2.0	--	1
4-Chlorophenyl phenyl ether	ND		ug/l	2.0	--	1
4-Bromophenyl phenyl ether	ND		ug/l	2.0	--	1
Bis(2-chloroisopropyl)ether	ND		ug/l	2.0	--	1
Bis(2-chloroethoxy)methane	ND		ug/l	5.0	--	1
Hexachlorocyclopentadiene	ND		ug/l	20	--	1
Isophorone	ND		ug/l	5.0	--	1
Nitrobenzene	ND		ug/l	2.0	--	1
NDPA/DPA	ND		ug/l	2.0	--	1
n-Nitrosodi-n-propylamine	ND		ug/l	5.0	--	1
Bis(2-ethylhexyl)phthalate	ND		ug/l	3.0	--	1
Butyl benzyl phthalate	ND		ug/l	5.0	--	1
Di-n-butylphthalate	ND		ug/l	5.0	--	1
Di-n-octylphthalate	ND		ug/l	5.0	--	1
Diethyl phthalate	ND		ug/l	5.0	--	1
Dimethyl phthalate	ND		ug/l	5.0	--	1
Biphenyl	ND		ug/l	2.0	--	1
Aniline	ND		ug/l	2.0	--	1
4-Chloroaniline	ND		ug/l	5.0	--	1

Project Name: TROY MILLS LANDFILL SUPERFUND **Lab Number:** L2017294

Project Number: 04.0190987.09 **Report Date:** 05/18/20

SAMPLE RESULTS

Lab ID: L2017294-04 Date Collected: 04/24/20 13:20

Client ID: TRY_MW-805 Date Received: 04/27/20

Sample Location: TROY, NH Field Prep: Not Specified

Sample Depth:

Parameter	Result	Qualifier	Units	RL	MDL	Dilution Factor
Semivolatile Organics by GC/MS - Westborough Lab						
2-Nitroaniline	ND		ug/l	5.0	--	1
3-Nitroaniline	ND		ug/l	5.0	--	1
4-Nitroaniline	ND		ug/l	5.0	--	1
Dibenzofuran	ND		ug/l	2.0	--	1
n-Nitrosodimethylamine	ND		ug/l	2.0	--	1
2,4,6-Trichlorophenol	ND		ug/l	5.0	--	1
p-Chloro-m-cresol	ND		ug/l	2.0	--	1
2-Chlorophenol	ND		ug/l	2.0	--	1
2,4-Dichlorophenol	ND		ug/l	5.0	--	1
2,4-Dimethylphenol	ND		ug/l	5.0	--	1
2-Nitrophenol	ND		ug/l	10	--	1
4-Nitrophenol	ND		ug/l	10	--	1
2,4-Dinitrophenol	ND		ug/l	20	--	1
4,6-Dinitro-o-cresol	ND		ug/l	10	--	1
Phenol	ND		ug/l	5.0	--	1
2-Methylphenol	ND		ug/l	5.0	--	1
3-Methylphenol/4-Methylphenol	ND		ug/l	5.0	--	1
2,4,5-Trichlorophenol	ND		ug/l	5.0	--	1
Benzoic Acid	ND		ug/l	50	--	1
Benzyl Alcohol	ND		ug/l	2.0	--	1
Carbazole	ND		ug/l	2.0	--	1
Pyridine	ND		ug/l	3.5	--	1

Surrogate	% Recovery	Qualifier	Acceptance Criteria
2-Fluorophenol	80		21-120
Phenol-d6	69		10-120
Nitrobenzene-d5	100		23-120
2-Fluorobiphenyl	83		15-120
2,4,6-Tribromophenol	73		10-120
4-Terphenyl-d14	98		41-149

Project Name: TROY MILLS LANDFILL SUPERFUND **Lab Number:** L2017294

Project Number: 04.0190987.09 **Report Date:** 05/18/20

SAMPLE RESULTS

Lab ID: L2017294-04
Client ID: TRY_MW-805
Sample Location: TROY, NH

Date Collected: 04/24/20 13:20
Date Received: 04/27/20
Field Prep: Not Specified

Sample Depth:
Matrix: Water
Analytical Method: 1,8270D-SIM
Analytical Date: 05/01/20 17:40
Analyst: ALS

Extraction Method: EPA 3510C
Extraction Date: 04/28/20 08:37

Parameter	Result	Qualifier	Units	RL	MDL	Dilution Factor
Semivolatile Organics by GC/MS-SIM - Westborough Lab						
Acenaphthene	ND		ug/l	0.10	--	1
2-Chloronaphthalene	ND		ug/l	0.20	--	1
Fluoranthene	ND		ug/l	0.10	--	1
Hexachlorobutadiene	ND		ug/l	0.50	--	1
Naphthalene	13		ug/l	0.10	--	1
Benzo(a)anthracene	ND		ug/l	0.10	--	1
Benzo(a)pyrene	ND		ug/l	0.10	--	1
Benzo(b)fluoranthene	ND		ug/l	0.10	--	1
Benzo(k)fluoranthene	ND		ug/l	0.10	--	1
Chrysene	ND		ug/l	0.10	--	1
Acenaphthylene	ND		ug/l	0.10	--	1
Anthracene	ND		ug/l	0.10	--	1
Benzo(ghi)perylene	ND		ug/l	0.10	--	1
Fluorene	ND		ug/l	0.10	--	1
Phenanthrene	ND		ug/l	0.10	--	1
Dibenzo(a,h)anthracene	ND		ug/l	0.10	--	1
Indeno(1,2,3-cd)pyrene	ND		ug/l	0.10	--	1
Pyrene	ND		ug/l	0.10	--	1
1-Methylnaphthalene	0.58		ug/l	0.10	--	1
2-Methylnaphthalene	0.68		ug/l	0.10	--	1
Pentachlorophenol	ND		ug/l	0.80	--	1
Hexachlorobenzene	ND		ug/l	0.80	--	1
Hexachloroethane	ND		ug/l	0.80	--	1

Project Name: TROY MILLS LANDFILL SUPERFUND **Lab Number:** L2017294

Project Number: 04.0190987.09 **Report Date:** 05/18/20

SAMPLE RESULTS

Lab ID: L2017294-04 Date Collected: 04/24/20 13:20

Client ID: TRY_MW-805 Date Received: 04/27/20

Sample Location: TROY, NH Field Prep: Not Specified

Sample Depth:

Parameter	Result	Qualifier	Units	RL	MDL	Dilution Factor
Semivolatile Organics by GC/MS-SIM - Westborough Lab						

Surrogate	% Recovery	Qualifier	Acceptance Criteria
2-Fluorophenol	74		21-120
Phenol-d6	66		10-120
Nitrobenzene-d5	100		23-120
2-Fluorobiphenyl	88		15-120
2,4,6-Tribromophenol	111		10-120
4-Terphenyl-d14	115		41-149

Project Name: TROY MILLS LANDFILL SUPERFUND
Lab Number: L2017294
Project Number: 04.0190987.09
Report Date: 05/18/20

SAMPLE RESULTS

Lab ID: L2017294-04
Client ID: TRY_MW-805
Sample Location: TROY, NH

Date Collected: 04/24/20 13:20
Date Received: 04/27/20
Field Prep: Not Specified

Sample Depth:
Matrix: Water
Analytical Method: 1,8270D-SIM
Analytical Date: 05/04/20 09:52
Analyst: PS

Extraction Method: EPA 3510C
Extraction Date: 04/28/20 20:00

Parameter	Result	Qualifier	Units	RL	MDL	Dilution Factor
1,4 Dioxane by 8270D-SIM - Mansfield Lab						
1,4-Dioxane	ND		ug/l	0.150	--	1

Surrogate	% Recovery	Qualifier	Acceptance Criteria
1,4-Dioxane-d8	49		15-110

Project Name: TROY MILLS LANDFILL SUPERFUND **Lab Number:** L2017294

Project Number: 04.0190987.09 **Report Date:** 05/18/20

Method Blank Analysis
Batch Quality Control

Analytical Method: 1,8270D
Analytical Date: 04/28/20 12:12
Analyst: SZ

Extraction Method: EPA 3510C
Extraction Date: 04/27/20 16:50

Parameter	Result	Qualifier	Units	RL	MDL
Semivolatile Organics by GC/MS - Westborough Lab for sample(s): 02-04 Batch: WG1364995-1					
Acenaphthene	ND		ug/l	2.0	--
Benzidine	ND		ug/l	20	--
1,2,4-Trichlorobenzene	ND		ug/l	5.0	--
Hexachlorobenzene	ND		ug/l	2.0	--
Bis(2-chloroethyl)ether	ND		ug/l	2.0	--
2-Chloronaphthalene	ND		ug/l	2.0	--
1,2-Dichlorobenzene	ND		ug/l	2.0	--
1,3-Dichlorobenzene	ND		ug/l	2.0	--
1,4-Dichlorobenzene	ND		ug/l	2.0	--
3,3'-Dichlorobenzidine	ND		ug/l	5.0	--
2,4-Dinitrotoluene	ND		ug/l	5.0	--
2,6-Dinitrotoluene	ND		ug/l	5.0	--
Azobenzene	ND		ug/l	2.0	--
Fluoranthene	ND		ug/l	2.0	--
4-Chlorophenyl phenyl ether	ND		ug/l	2.0	--
4-Bromophenyl phenyl ether	ND		ug/l	2.0	--
Bis(2-chloroisopropyl)ether	ND		ug/l	2.0	--
Bis(2-chloroethoxy)methane	ND		ug/l	5.0	--
Hexachlorobutadiene	ND		ug/l	2.0	--
Hexachlorocyclopentadiene	ND		ug/l	20	--
Hexachloroethane	ND		ug/l	2.0	--
Isophorone	ND		ug/l	5.0	--
Naphthalene	ND		ug/l	2.0	--
Nitrobenzene	ND		ug/l	2.0	--
NDPA/DPA	ND		ug/l	2.0	--
n-Nitrosodi-n-propylamine	ND		ug/l	5.0	--
Bis(2-ethylhexyl)phthalate	ND		ug/l	3.0	--
Butyl benzyl phthalate	ND		ug/l	5.0	--
Di-n-butylphthalate	ND		ug/l	5.0	--

Project Name: TROY MILLS LANDFILL SUPERFUND **Lab Number:** L2017294

Project Number: 04.0190987.09 **Report Date:** 05/18/20

Method Blank Analysis
Batch Quality Control

Analytical Method: 1,8270D
Analytical Date: 04/28/20 12:12
Analyst: SZ

Extraction Method: EPA 3510C
Extraction Date: 04/27/20 16:50

Parameter	Result	Qualifier	Units	RL	MDL
Semivolatile Organics by GC/MS - Westborough Lab for sample(s): 02-04 Batch: WG1364995-1					
Di-n-octylphthalate	ND		ug/l	5.0	--
Diethyl phthalate	ND		ug/l	5.0	--
Dimethyl phthalate	ND		ug/l	5.0	--
Benzo(a)anthracene	ND		ug/l	2.0	--
Benzo(a)pyrene	ND		ug/l	2.0	--
Benzo(b)fluoranthene	ND		ug/l	2.0	--
Benzo(k)fluoranthene	ND		ug/l	2.0	--
Chrysene	ND		ug/l	2.0	--
Acenaphthylene	ND		ug/l	2.0	--
Anthracene	ND		ug/l	2.0	--
Benzo(ghi)perylene	ND		ug/l	2.0	--
Fluorene	ND		ug/l	2.0	--
Phenanthrene	ND		ug/l	2.0	--
Dibenzo(a,h)anthracene	ND		ug/l	2.0	--
Indeno(1,2,3-cd)pyrene	ND		ug/l	2.0	--
Pyrene	ND		ug/l	2.0	--
Biphenyl	ND		ug/l	2.0	--
Aniline	ND		ug/l	2.0	--
4-Chloroaniline	ND		ug/l	5.0	--
1-Methylnaphthalene	ND		ug/l	2.0	--
2-Nitroaniline	ND		ug/l	5.0	--
3-Nitroaniline	ND		ug/l	5.0	--
4-Nitroaniline	ND		ug/l	5.0	--
Dibenzofuran	ND		ug/l	2.0	--
2-Methylnaphthalene	ND		ug/l	2.0	--
n-Nitrosodimethylamine	ND		ug/l	2.0	--
2,4,6-Trichlorophenol	ND		ug/l	5.0	--
p-Chloro-m-cresol	ND		ug/l	2.0	--
2-Chlorophenol	ND		ug/l	2.0	--

Project Name: TROY MILLS LANDFILL SUPERFUND **Lab Number:** L2017294

Project Number: 04.0190987.09 **Report Date:** 05/18/20

Method Blank Analysis
Batch Quality Control

Analytical Method: 1,8270D
Analytical Date: 04/28/20 12:12
Analyst: SZ

Extraction Method: EPA 3510C
Extraction Date: 04/27/20 16:50

Parameter	Result	Qualifier	Units	RL	MDL
Semivolatile Organics by GC/MS - Westborough Lab for sample(s): 02-04 Batch: WG1364995-1					
2,4-Dichlorophenol	ND		ug/l	5.0	--
2,4-Dimethylphenol	ND		ug/l	5.0	--
2-Nitrophenol	ND		ug/l	10	--
4-Nitrophenol	ND		ug/l	10	--
2,4-Dinitrophenol	ND		ug/l	20	--
4,6-Dinitro-o-cresol	ND		ug/l	10	--
Pentachlorophenol	ND		ug/l	10	--
Phenol	ND		ug/l	5.0	--
2-Methylphenol	ND		ug/l	5.0	--
3-Methylphenol/4-Methylphenol	ND		ug/l	5.0	--
2,4,5-Trichlorophenol	ND		ug/l	5.0	--
Benzoic Acid	ND		ug/l	50	--
Benzyl Alcohol	ND		ug/l	2.0	--
Carbazole	ND		ug/l	2.0	--
Pyridine	ND		ug/l	3.5	--

Surrogate	%Recovery	Qualifier	Acceptance Criteria
2-Fluorophenol	54		21-120
Phenol-d6	42		10-120
Nitrobenzene-d5	49		23-120
2-Fluorobiphenyl	58		15-120
2,4,6-Tribromophenol	58		10-120
4-Terphenyl-d14	77		41-149

Project Name: TROY MILLS LANDFILL SUPERFUND **Lab Number:** L2017294

Project Number: 04.0190987.09 **Report Date:** 05/18/20

Method Blank Analysis
Batch Quality Control

Analytical Method: 1,8270D-SIM
Analytical Date: 04/28/20 17:19
Analyst: ALS

Extraction Method: EPA 3510C
Extraction Date: 04/27/20 17:15

Parameter	Result	Qualifier	Units	RL	MDL
Semivolatile Organics by GC/MS-SIM - Westborough Lab for sample(s): 02-04 Batch: WG1365000-1					
Acenaphthene	ND		ug/l	0.10	--
2-Chloronaphthalene	ND		ug/l	0.20	--
Fluoranthene	ND		ug/l	0.10	--
Hexachlorobutadiene	ND		ug/l	0.50	--
Naphthalene	ND		ug/l	0.10	--
Benzo(a)anthracene	ND		ug/l	0.10	--
Benzo(a)pyrene	ND		ug/l	0.10	--
Benzo(b)fluoranthene	ND		ug/l	0.10	--
Benzo(k)fluoranthene	ND		ug/l	0.10	--
Chrysene	ND		ug/l	0.10	--
Acenaphthylene	ND		ug/l	0.10	--
Anthracene	ND		ug/l	0.10	--
Benzo(ghi)perylene	ND		ug/l	0.10	--
Fluorene	ND		ug/l	0.10	--
Phenanthrene	ND		ug/l	0.10	--
Dibenzo(a,h)anthracene	ND		ug/l	0.10	--
Indeno(1,2,3-cd)pyrene	ND		ug/l	0.10	--
Pyrene	ND		ug/l	0.10	--
1-Methylnaphthalene	ND		ug/l	0.10	--
2-Methylnaphthalene	ND		ug/l	0.10	--
Pentachlorophenol	ND		ug/l	0.80	--
Hexachlorobenzene	ND		ug/l	0.80	--
Hexachloroethane	ND		ug/l	0.80	--

Project Name: TROY MILLS LANDFILL SUPERFUND
Project Number: 04.0190987.09
Lab Number: L2017294
Report Date: 05/18/20

Method Blank Analysis
Batch Quality Control

Analytical Method: 1,8270D-SIM
Analytical Date: 04/28/20 17:19
Analyst: ALS

Extraction Method: EPA 3510C
Extraction Date: 04/27/20 17:15

Parameter	Result	Qualifier	Units	RL	MDL
Semivolatile Organics by GC/MS-SIM - Westborough Lab for sample(s): 02-04 Batch: WG1365000-1					

Surrogate	%Recovery	Qualifier	Acceptance Criteria
2-Fluorophenol	56		21-120
Phenol-d6	45		10-120
Nitrobenzene-d5	80		23-120
2-Fluorobiphenyl	72		15-120
2,4,6-Tribromophenol	87		10-120
4-Terphenyl-d14	102		41-149

Project Name: TROY MILLS LANDFILL SUPERFUND
Project Number: 04.0190987.09
Lab Number: L2017294
Report Date: 05/18/20

Method Blank Analysis
Batch Quality Control

Analytical Method: 1,8270D-SIM
Analytical Date: 05/01/20 21:53
Analyst: PS

Extraction Method: EPA 3510C
Extraction Date: 04/28/20 20:00

Parameter	Result	Qualifier	Units	RL	MDL
1,4 Dioxane by 8270D-SIM - Mansfield Lab for sample(s): 02-04 Batch: WG1365406-1					
1,4-Dioxane	ND		ug/l	0.150	--

Surrogate	%Recovery	Qualifier	Acceptance Criteria
1,4-Dioxane-d8	52		15-110

Lab Control Sample Analysis

Batch Quality Control

Project Name: TROY MILLS LANDFILL SUPERFUND

Project Number: 04.0190987.09

Lab Number: L2017294

Report Date: 05/18/20

Parameter	LCS %Recovery	Qual	LCSD %Recovery	Qual	%Recovery Limits	RPD	Qual	RPD Limits
Semivolatile Organics by GC/MS - Westborough Lab Associated sample(s): 02-04 Batch: WG1364995-2 WG1364995-3								
Acenaphthene	79		71		37-111	11		30
Benzidine	12		**4**	Q	10-75	**94**	Q	30
1,2,4-Trichlorobenzene	81		67		39-98	19		30
Hexachlorobenzene	91		84		40-140	8		30
Bis(2-chloroethyl)ether	82		68		40-140	19		30
2-Chloronaphthalene	78		70		40-140	11		30
1,2-Dichlorobenzene	79		67		40-140	16		30
1,3-Dichlorobenzene	77		66		40-140	15		30
1,4-Dichlorobenzene	76		65		36-97	16		30
3,3'-Dichlorobenzidine	76		70		40-140	8		30
2,4-Dinitrotoluene	86		78		48-143	10		30
2,6-Dinitrotoluene	90		81		40-140	11		30
Azobenzene	79		74		40-140	7		30
Fluoranthene	90		79		40-140	13		30
4-Chlorophenyl phenyl ether	84		76		40-140	10		30
4-Bromophenyl phenyl ether	89		82		40-140	8		30
Bis(2-chloroisopropyl)ether	97		81		40-140	18		30
Bis(2-chloroethoxy)methane	84		71		40-140	17		30
Hexachlorobutadiene	70		65		40-140	7		30
Hexachlorocyclopentadiene	68		64		40-140	6		30
Hexachloroethane	68		59		40-140	14		30
Isophorone	86		72		40-140	18		30
Naphthalene	74		68		40-140	8		30

Lab Control Sample Analysis

Batch Quality Control

Project Name: TROY MILLS LANDFILL SUPERFUND

Project Number: 04.0190987.09

Lab Number: L2017294

Report Date: 05/18/20

Parameter	LCS %Recovery	Qual	LCSD %Recovery	Qual	%Recovery Limits	RPD	Qual	RPD Limits
Semivolatile Organics by GC/MS - Westborough Lab Associated sample(s): 02-04 Batch: WG1364995-2 WG1364995-3								
Nitrobenzene	74		64		40-140	14		30
NDPA/DPA	85		80		40-140	6		30
n-Nitrosodi-n-propylamine	86		74		29-132	15		30
Bis(2-ethylhexyl)phthalate	83		77		40-140	8		30
Butyl benzyl phthalate	86		75		40-140	14		30
Di-n-butylphthalate	85		74		40-140	14		30
Di-n-octylphthalate	84		77		40-140	9		30
Diethyl phthalate	88		81		40-140	8		30
Dimethyl phthalate	87		79		40-140	10		30
Benzo(a)anthracene	79		73		40-140	8		30
Benzo(a)pyrene	73		67		40-140	9		30
Benzo(b)fluoranthene	84		74		40-140	13		30
Benzo(k)fluoranthene	88		83		40-140	6		30
Chrysene	80		74		40-140	8		30
Acenaphthylene	82		74		45-123	10		30
Anthracene	80		70		40-140	13		30
Benzo(ghi)perylene	86		79		40-140	8		30
Fluorene	81		78		40-140	4		30
Phenanthrene	75		68		40-140	10		30
Dibenzo(a,h)anthracene	86		77		40-140	11		30
Indeno(1,2,3-cd)pyrene	84		76		40-140	10		30
Pyrene	84		73		26-127	14		30
Biphenyl	80		73		40-140	9		30

Lab Control Sample Analysis

Batch Quality Control

Project Name: TROY MILLS LANDFILL SUPERFUND

Project Number: 04.0190987.09

Lab Number: L2017294

Report Date: 05/18/20

Parameter	LCS %Recovery	Qual	LCSD %Recovery	Qual	%Recovery Limits	RPD	Qual	RPD Limits
Semivolatile Organics by GC/MS - Westborough Lab Associated sample(s): 02-04 Batch: WG1364995-2 WG1364995-3								
Aniline	55		43		40-140	24		30
4-Chloroaniline	67		64		40-140	5		30
1-Methylnaphthalene	64		55		41-103	15		30
2-Nitroaniline	82		76		52-143	8		30
3-Nitroaniline	80		74		25-145	8		30
4-Nitroaniline	77		70		51-143	10		30
Dibenzofuran	77		74		40-140	4		30
2-Methylnaphthalene	77		70		40-140	10		30
n-Nitrosodimethylamine	60		52		22-74	14		30
2,4,6-Trichlorophenol	79		78		30-130	1		30
p-Chloro-m-cresol	79		72		23-97	9		30
2-Chlorophenol	80		66		27-123	19		30
2,4-Dichlorophenol	88		75		30-130	16		30
2,4-Dimethylphenol	62		48		30-130	25		30
2-Nitrophenol	82		69		30-130	17		30
4-Nitrophenol	67		69		10-80	3		30
2,4-Dinitrophenol	52		71		20-130	**31**	Q	30
4,6-Dinitro-o-cresol	82		87		20-164	6		30
Pentachlorophenol	72		83		9-103	14		30
Phenol	56		49		12-110	13		30
2-Methylphenol	80		66		30-130	19		30
3-Methylphenol/4-Methylphenol	87		73		30-130	18		30
2,4,5-Trichlorophenol	84		82		30-130	2		30

Lab Control Sample Analysis

Batch Quality Control

Project Name: TROY MILLS LANDFILL SUPERFUND

Project Number: 04.0190987.09

Lab Number: L2017294

Report Date: 05/18/20

Parameter	LCS %Recovery	Qual	LCSD %Recovery	Qual	%Recovery Limits	RPD	Qual	RPD Limits
Semivolatile Organics by GC/MS - Westborough Lab Associated sample(s): 02-04 Batch: WG1364995-2 WG1364995-3								
Benzoic Acid	**0**	Q	**0**	Q	10-164	NC		30
Benzyl Alcohol	63		56		26-116	12		30
Carbazole	83		75		55-144	10		30
Pyridine	43		30		10-66	**36**	Q	30

Surrogate	LCS %Recovery	Qual	LCSD %Recovery	Qual	Acceptance Criteria
2-Fluorophenol	66		61		21-120
Phenol-d6	55		49		10-120
Nitrobenzene-d5	60		51		23-120
2-Fluorobiphenyl	60		56		15-120
2,4,6-Tribromophenol	93		93		10-120
4-Terphenyl-d14	77		65		41-149

Lab Control Sample Analysis
Batch Quality Control

Project Name: TROY MILLS LANDFILL SUPERFUND
Project Number: 04.0190987.09

Lab Number: L2017294
Report Date: 05/18/20

Parameter	LCS %Recovery	Qual	LCSD %Recovery	Qual	%Recovery Limits	RPD	Qual	RPD Limits
Semivolatile Organics by GC/MS-SIM - Westborough Lab Associated sample(s): 02-04 Batch: WG1365000-2 WG1365000-3								
Acenaphthene	84		73		40-140	14		40
2-Chloronaphthalene	82		70		40-140	16		40
Fluoranthene	89		80		40-140	11		40
Hexachlorobutadiene	78		68		40-140	14		40
Naphthalene	79		68		40-140	15		40
Benzo(a)anthracene	91		82		40-140	10		40
Benzo(a)pyrene	94		85		40-140	10		40
Benzo(b)fluoranthene	94		90		40-140	4		40
Benzo(k)fluoranthene	95		87		40-140	9		40
Chrysene	85		81		40-140	5		40
Acenaphthylene	79		70		40-140	12		40
Anthracene	86		75		40-140	14		40
Benzo(ghi)perylene	89		82		40-140	8		40
Fluorene	86		76		40-140	12		40
Phenanthrene	84		74		40-140	13		40
Dibenzo(a,h)anthracene	96		89		40-140	8		40
Indeno(1,2,3-cd)pyrene	99		92		40-140	7		40
Pyrene	87		79		40-140	10		40
1-Methylnaphthalene	82		71		40-140	14		40
2-Methylnaphthalene	82		71		40-140	14		40
Pentachlorophenol	68		52		40-140	27		40
Hexachlorobenzene	91		78		40-140	15		40
Hexachloroethane	79		69		40-140	14		40

Lab Control Sample Analysis

Batch Quality Control

Project Name: TROY MILLS LANDFILL SUPERFUND

Project Number: 04.0190987.09

Lab Number: L2017294

Report Date: 05/18/20

Parameter	LCS %Recovery	Qual	LCSD %Recovery	Qual	%Recovery Limits	RPD	Qual	RPD Limits

Semivolatile Organics by GC/MS-SIM - Westborough Lab Associated sample(s): 02-04 Batch: WG1365000-2 WG1365000-3

Surrogate	LCS %Recovery	Qual	LCSD %Recovery	Qual	Acceptance Criteria
2-Fluorophenol	68		60		21-120
Phenol-d6	55		48		10-120
Nitrobenzene-d5	91		80		23-120
2-Fluorobiphenyl	98		71		15-120
2,4,6-Tribromophenol	98		92		10-120
4-Terphenyl-d14	105		100		41-149

Lab Control Sample Analysis

Batch Quality Control

Project Name: TROY MILLS LANDFILL SUPERFUND

Project Number: 04.0190987.09

Lab Number: L2017294

Report Date: 05/18/20

Parameter	LCS %Recovery	Qual	LCSD %Recovery	Qual	%Recovery Limits	RPD	Qual	RPD Limits
1,4 Dioxane by 8270D-SIM - Mansfield Lab	Associated sample(s): 02-04		Batch: WG1365406-2 WG1365406-3					
1,4-Dioxane	111		113		40-140	2		30

Surrogate	LCS %Recovery	Qual	LCSD %Recovery	Qual	Acceptance Criteria
1,4-Dioxane-d8	51		37		15-110

METALS

Project Name: TROY MILLS LANDFILL SUPERFUND
Lab Number: L2017294
Project Number: 04.0190987.09
Report Date: 05/18/20

SAMPLE RESULTS

Lab ID: L2017294-02
Client ID: TRY_MW-101S
Sample Location: TROY, NH
Date Collected: 04/24/20 09:50
Date Received: 04/27/20
Field Prep: Not Specified

Sample Depth:
Matrix: Water

Parameter	Result	Qualifier	Units	RL	MDL	Dilution Factor	Date Prepared	Date Analyzed	Prep Method	Analytical Method	Analyst
Total Metals - Mansfield Lab											
Arsenic, Total	0.00395		mg/l	0.00050	--	1	04/29/20 05:40	05/01/20 11:32	EPA 3005A	1,6020B	AM
Manganese, Total	6.396		mg/l	0.00100	--	1	04/29/20 05:40	05/01/20 11:32	EPA 3005A	1,6020B	AM

Project Name: TROY MILLS LANDFILL SUPERFUND
Lab Number: L2017294
Project Number: 04.0190987.09
Report Date: 05/18/20

SAMPLE RESULTS

Lab ID: L2017294-03
Client ID: TRY_MW-301X
Sample Location: TROY, NH
Date Collected: 04/24/20 10:35
Date Received: 04/27/20
Field Prep: Not Specified

Sample Depth:
Matrix: Water

Parameter	Result	Qualifier	Units	RL	MDL	Dilution Factor	Date Prepared	Date Analyzed	Prep Method	Analytical Method	Analyst
Total Metals - Mansfield Lab											
Arsenic, Total	ND		mg/l	0.00050	--	1	04/29/20 05:40	05/01/20 11:37	EPA 3005A	1,6020B	AM
Manganese, Total	1.147		mg/l	0.00100	--	1	04/29/20 05:40	05/01/20 11:37	EPA 3005A	1,6020B	AM

Project Name: TROY MILLS LANDFILL SUPERFUND
Lab Number: L2017294
Project Number: 04.0190987.09
Report Date: 05/18/20

SAMPLE RESULTS

Lab ID: L2017294-04
Client ID: TRY_MW-805
Sample Location: TROY, NH
Date Collected: 04/24/20 13:20
Date Received: 04/27/20
Field Prep: Not Specified

Sample Depth:
Matrix: Water

Parameter	Result	Qualifier	Units	RL	MDL	Dilution Factor	Date Prepared	Date Analyzed	Prep Method	Analytical Method	Analyst
Total Metals - Mansfield Lab											
Arsenic, Total	0.00192		mg/l	0.00050	--	1	04/29/20 05:40	05/01/20 12:29	EPA 3005A	1,6020B	AM
Manganese, Total	2.720		mg/l	0.00100	--	1	04/29/20 05:40	05/01/20 12:29	EPA 3005A	1,6020B	AM

Project Name: TROY MILLS LANDFILL SUPERFUND **Lab Number:** L2017294

Project Number: 04.0190987.09 **Report Date:** 05/18/20

Method Blank Analysis
Batch Quality Control

Parameter	Result	Qualifier	Units	RL	MDL	Dilution Factor	Date Prepared	Date Analyzed	Analytical Method	Analyst
Total Metals - Mansfield Lab for sample(s): 02-04 Batch: WG1365245-1										
Arsenic, Total	ND		mg/l	0.00050	--	1	04/29/20 05:40	05/01/20 10:56	1,6020B	AM
Manganese, Total	ND		mg/l	0.00100	--	1	04/29/20 05:40	05/01/20 10:56	1,6020B	AM

Prep Information

Digestion Method: EPA 3005A

Lab Control Sample Analysis

Batch Quality Control

Project Name: TROY MILLS LANDFILL SUPERFUND

Project Number: 04.0190987.09

Lab Number: L2017294

Report Date: 05/18/20

Parameter	LCS %Recovery	Qual	LCSD %Recovery	Qual	%Recovery Limits	RPD	Qual	RPD Limits
Total Metals - Mansfield Lab Associated sample(s): 02-04 Batch: WG1365245-2								
Arsenic, Total	104		-		80-120	-		
Manganese, Total	102		-		80-120	-		

Matrix Spike Analysis
Batch Quality Control

Project Name: TROY MILLS LANDFILL SUPERFUND
Project Number: 04.0190987.09

Lab Number: L2017294
Report Date: 05/18/20

Parameter	Native Sample	MS Added	MS Found	MS %Recovery	Qual	MSD Found	MSD %Recovery	Qual	Recovery Limits	RPD	Qual	RPD Limits
Total Metals - Mansfield Lab Associated sample(s): 02-04 QC Batch ID: WG1365245-3 QC Sample: L2017393-01 Client ID: MS Sample												
Arsenic, Total	0.00182	0.12	0.1293	106		-	-		75-125	-		20
Manganese, Total	0.1134	0.5	0.6235	102		-	-		75-125	-		20

Lab Duplicate Analysis

Batch Quality Control

Project Name: TROY MILLS LANDFILL SUPERFUND

Project Number: 04.0190987.09

Lab Number: L2017294

Report Date: 05/18/20

Parameter	Native Sample	Duplicate Sample	Units	RPD	Qual	RPD Limits
Total Metals - Mansfield Lab Associated sample(s): 02-04 QC Batch ID: WG1365245-4 QC Sample: L2017393-01 Client ID: DUP Sample						
Arsenic, Total	0.00182	0.00196	mg/l	7		20

Project Name: TROY MILLS LANDFILL SUPERFUND
Project Number: 04.0190987.09

Lab Number: L2017294
Report Date: 05/18/20

Sample Receipt and Container Information

Were project specific reporting limits specified? YES

Cooler Information

Cooler	Custody Seal
B	Absent

Container Information

Container ID	Container Type	Cooler	Initial pH	Final pH	Temp deg C	Pres	Seal	Frozen Date/Time	Analysis(*)
L2017294-01A	Vial HCl preserved	B	NA		5.5	Y	Absent		8260-NH(14)
L2017294-02A	Vial HCl preserved	B	NA		5.5	Y	Absent		8260-NH(14)
L2017294-02B	Vial HCl preserved	B	NA		5.5	Y	Absent		8260-NH(14)
L2017294-02C	Vial HCl preserved	B	NA		5.5	Y	Absent		8260-NH(14)
L2017294-02D	Amber 250ml unpreserved	B	7	7	5.5	Y	Absent		A2-14-DIOXANESIM-PPB(7)
L2017294-02E	Amber 250ml unpreserved	B	7	7	5.5	Y	Absent		A2-14-DIOXANESIM-PPB(7)
L2017294-02F	Amber 250ml unpreserved	B	7	7	5.5	Y	Absent		8270TCL-LVI(7),8270TCL-SIM-LVI(7)
L2017294-02G	Amber 250ml unpreserved	B	7	7	5.5	Y	Absent		8270TCL-LVI(7),8270TCL-SIM-LVI(7)
L2017294-02H	Plastic 250ml HNO3 preserved	B	<2	<2	5.5	Y	Absent		MN-6020T(180),AS-6020T(180)
L2017294-03A	Vial HCl preserved	B	NA		5.5	Y	Absent		8260-NH(14)
L2017294-03B	Vial HCl preserved	B	NA		5.5	Y	Absent		8260-NH(14)
L2017294-03C	Vial HCl preserved	B	NA		5.5	Y	Absent		8260-NH(14)
L2017294-03D	Amber 250ml unpreserved	B	7	7	5.5	Y	Absent		A2-14-DIOXANESIM-PPB(7)
L2017294-03E	Amber 250ml unpreserved	B	7	7	5.5	Y	Absent		A2-14-DIOXANESIM-PPB(7)
L2017294-03F	Amber 250ml unpreserved	B	7	7	5.5	Y	Absent		8270TCL-LVI(7),8270TCL-SIM-LVI(7)
L2017294-03G	Amber 250ml unpreserved	B	7	7	5.5	Y	Absent		8270TCL-LVI(7),8270TCL-SIM-LVI(7)
L2017294-03H	Plastic 250ml HNO3 preserved	B	<2	<2	5.5	Y	Absent		MN-6020T(180),AS-6020T(180)
L2017294-04A	Vial HCl preserved	B	NA		5.5	Y	Absent		8260-NH(14)
L2017294-04B	Vial HCl preserved	B	NA		5.5	Y	Absent		8260-NH(14)
L2017294-04C	Vial HCl preserved	B	NA		5.5	Y	Absent		8260-NH(14)
L2017294-04D	Amber 250ml unpreserved	B	7	7	5.5	Y	Absent		A2-14-DIOXANESIM-PPB(7)
L2017294-04E	Amber 250ml unpreserved	B	7	7	5.5	Y	Absent		A2-14-DIOXANESIM-PPB(7)
L2017294-04F	Amber 250ml unpreserved	B	7	7	5.5	Y	Absent		8270TCL-LVI(7),8270TCL-SIM-LVI(7)

*Values in parentheses indicate holding time in days

Project Name: TROY MILLS LANDFILL SUPERFUND
Project Number: 04.0190987.09

Lab Number: L2017294
Report Date: 05/18/20

Container Information

Container ID	Container Type	Cooler	Initial pH	Final pH	Temp deg C	Pres	Seal	Frozen Date/Time	Analysis(*)
L2017294-04G	Amber 250ml unpreserved	B	7	7	5.5	Y	Absent		8270TCL-LVI(7),8270TCL-SIM-LVI(7)
L2017294-04H	Plastic 250ml HNO3 preserved	B	<2	<2	5.5	Y	Absent		MN-6020T(180),AS-6020T(180)

*Values in parentheses indicate holding time in days

Project Name:	TROY MILLS LANDFILL SUPERFUND	**Lab Number:**	L2017294
Project Number:	04.0190987.09	**Report Date:**	05/18/20

GLOSSARY

Acronyms

DL - Detection Limit: This value represents the level to which target analyte concentrations are reported as estimated values, when those target analyte concentrations are quantified below the limit of quantitation (LOQ). The DL includes any adjustments from dilutions, concentrations or moisture content, where applicable. (DoD report formats only.)

EDL - Estimated Detection Limit: This value represents the level to which target analyte concentrations are reported as estimated values, when those target analyte concentrations are quantified below the reporting limit (RL). The EDL includes any adjustments from dilutions, concentrations or moisture content, where applicable. The use of EDLs is specific to the analysis of PAHs using Solid-Phase Microextraction (SPME).

EMPC - Estimated Maximum Possible Concentration: The concentration that results from the signal present at the retention time of an analyte when the ions meet all of the identification criteria except the ion abundance ratio criteria. An EMPC is a worst-case estimate of the concentration.

EPA - Environmental Protection Agency.

LCS - Laboratory Control Sample: A sample matrix, free from the analytes of interest, spiked with verified known amounts of analytes or a material containing known and verified amounts of analytes.

LCSD - Laboratory Control Sample Duplicate: Refer to LCS.

LFB - Laboratory Fortified Blank: A sample matrix, free from the analytes of interest, spiked with verified known amounts of analytes or a material containing known and verified amounts of analytes.

LOD - Limit of Detection: This value represents the level to which a target analyte can reliably be detected for a specific analyte in a specific matrix by a specific method. The LOD includes any adjustments from dilutions, concentrations or moisture content, where applicable. (DoD report formats only.)

LOQ - Limit of Quantitation: The value at which an instrument can accurately measure an analyte at a specific concentration. The LOQ includes any adjustments from dilutions, concentrations or moisture content, where applicable. (DoD report formats only.)

Limit of Quantitation: The value at which an instrument can accurately measure an analyte at a specific concentration. The LOQ includes any adjustments from dilutions, concentrations or moisture content, where applicable. (DoD report formats only.)

MDL - Method Detection Limit: This value represents the level to which target analyte concentrations are reported as estimated values, when those target analyte concentrations are quantified below the reporting limit (RL). The MDL includes any adjustments from dilutions, concentrations or moisture content, where applicable.

MS - Matrix Spike Sample: A sample prepared by adding a known mass of target analyte to a specified amount of matrix sample for which an independent estimate of target analyte concentration is available. For Method 332.0, the spike recovery is calculated using the native concentration, including estimated values.

MSD - Matrix Spike Sample Duplicate: Refer to MS.

NA - Not Applicable.

NC - Not Calculated: Term is utilized when one or more of the results utilized in the calculation are non-detect at the parameter's reporting unit.

NDPA/DPA - N-Nitrosodiphenylamine/Diphenylamine.

NI - Not Ignitable.

NP - Non-Plastic: Term is utilized for the analysis of Atterberg Limits in soil.

RL - Reporting Limit: The value at which an instrument can accurately measure an analyte at a specific concentration. The RL includes any adjustments from dilutions, concentrations or moisture content, where applicable.

RPD - Relative Percent Difference: The results from matrix and/or matrix spike duplicates are primarily designed to assess the precision of analytical results in a given matrix and are expressed as relative percent difference (RPD). Values which are less than five times the reporting limit for any individual parameter are evaluated by utilizing the absolute difference between the values; although the RPD value will be provided in the report.

SRM - Standard Reference Material: A reference sample of a known or certified value that is of the same or similar matrix as the associated field samples.

STLP - Semi-dynamic Tank Leaching Procedure per EPA Method 1315.

TEF - Toxic Equivalency Factors: The values assigned to each dioxin and furan to evaluate their toxicity relative to 2,3,7,8-TCDD.

TEQ - Toxic Equivalent: The measure of a sample's toxicity derived by multiplying each dioxin and furan by its corresponding TEF and then summing the resulting values.

TIC - Tentatively Identified Compound: A compound that has been identified to be present and is not part of the target compound list (TCL) for the method and/or program. All TICs are qualitatively identified and reported as estimated concentrations.

Footnotes

Report Format: Data Usability Report

Project Name:	TROY MILLS LANDFILL SUPERFUND	**Lab Number:**	L2017294
Project Number:	04.0190987.09	**Report Date:**	05/18/20

1 - The reference for this analyte should be considered modified since this analyte is absent from the target analyte list of the original method.

Terms

Analytical Method: Both the document from which the method originates and the analytical reference method. (Example: EPA 8260B is shown as 1,8260B.) The codes for the reference method documents are provided in the References section of the Addendum.

Difference: With respect to Total Oxidizable Precursor (TOP) Assay analysis, the difference is defined as the Post-Treatment value minus the Pre-Treatment value.

Final pH: As it pertains to Sample Receipt & Container Information section of the report, Final pH reflects pH of container determined after adjustment at the laboratory, if applicable. If no adjustment required, value reflects Initial pH.

Frozen Date/Time: With respect to Volatile Organics in soil, Frozen Date/Time reflects the date/time at which associated Reagent Water-preserved vials were initially frozen. Note: If frozen date/time is beyond 48 hours from sample collection, value will be reflected in 'bold'.

Initial pH: As it pertains to Sample Receipt & Container Information section of the report, Initial pH reflects pH of container determined upon receipt, if applicable.

PAH Total: With respect to Alkylated PAH analyses, the 'PAHs, Total' result is defined as the summation of results for all or a subset of the following compounds: Naphthalene, C1-C4 Naphthalenes, 2-Methylnaphthalene, 1-Methylnaphthalene, Biphenyl, Acenaphthylene, Acenaphthene, Fluorene, C1-C3 Fluorenes, Phenanthrene, C1-C4 Phenanthrenes/Anthracenes, Anthracene, Fluoranthene, Pyrene, C1-C4 Fluoranthenes/Pyrenes, Benz(a)anthracene, Chrysene, C1-C4 Chrysenes, Benzo(b)fluoranthene, Benzo(j)+(k)fluoranthene, Benzo(e)pyrene, Benzo(a)pyrene, Perylene, Indeno(1,2,3-cd)pyrene, Dibenz(ah)+(ac)anthracene, Benzo(g,h,i)perylene. If a 'Total' result is requested, the results of its individual components will also be reported.

PFAS Total: With respect to PFAS analyses, the 'PFAS, Total (5)' result is defined as the summation of results for: PFHpA, PFHxS, PFOA, PFNA and PFOS. If a 'Total' result is requested, the results of its individual components will also be reported.

The target compound Chlordane (CAS No. 57-74-9) is reported for GC ECD analyses. Per EPA,this compound "refers to a mixture of chlordane isomers, other chlorinated hydrocarbons and numerous other components." (Reference: USEPA Toxicological Review of Chlordane, In Support of Summary Information on the Integrated Risk Information System (IRIS), December 1997.)

Total: With respect to Organic analyses, a 'Total' result is defined as the summation of results for individual isomers or Aroclors. If a 'Total' result is requested, the results of its individual components will also be reported. This is applicable to 'Total' results for methods 8260, 8081 and 8082.

Data Qualifiers

A - Spectra identified as "Aldol Condensates" are byproducts of the extraction/concentration procedures when acetone is introduced in the process.

B - The analyte was detected above the reporting limit in the associated method blank. Flag only applies to associated field samples that have detectable concentrations of the analyte at less than ten times (10x) the concentration found in the blank. For MCP-related projects, flag only applies to associated field samples that have detectable concentrations of the analyte at less than ten times (10x) the concentration found in the blank. For DOD-related projects, flag only applies to associated field samples that have detectable concentrations of the analyte at less than ten times (10x) the concentration found in the blank AND the analyte was detected above one-half the reporting limit (or above the reporting limit for common lab contaminants) in the associated method blank. For NJ-Air-related projects, flag only applies to associated field samples that have detectable concentrations of the analyte above the reporting limit. For NJ-related projects (excluding Air), flag only applies to associated field samples that have detectable concentrations of the analyte, which was detected above the reporting limit in the associated method blank or above five times the reporting limit for common lab contaminants (Phthalates, Acetone, Methylene Chloride, 2-Butanone).

C - Co-elution: The target analyte co-elutes with a known lab standard (i.e. surrogate, internal standards, etc.) for co-extracted analyses.

D - Concentration of analyte was quantified from diluted analysis. Flag only applies to field samples that have detectable concentrations of the analyte.

E - Concentration of analyte exceeds the range of the calibration curve and/or linear range of the instrument.

G - The concentration may be biased high due to matrix interferences (i.e, co-elution) with non-target compound(s). The result should be considered estimated.

H - The analysis of pH was performed beyond the regulatory-required holding time of 15 minutes from the time of sample collection.

I - The lower value for the two columns has been reported due to obvious interference.

J - Estimated value. This represents an estimated concentration for Tentatively Identified Compounds (TICs).

M - Reporting Limit (RL) exceeds the MCP CAM Reporting Limit for this analyte.

ND - Not detected at the reporting limit (RL) for the sample.

NJ - Presumptive evidence of compound. This represents an estimated concentration for Tentatively Identified Compounds (TICs), where the identification is based on a mass spectral library search.

P - The RPD between the results for the two columns exceeds the method-specified criteria.

Q - The quality control sample exceeds the associated acceptance criteria. For DOD-related projects, LCS and/or Continuing Calibration Standard exceedences are also qualified on all associated sample results. Note: This flag is not applicable for matrix spike recoveries when the sample concentration is greater than 4x the spike added or for batch duplicate RPD when the sample concentrations are less

Report Format: Data Usability Report

Project Name:	TROY MILLS LANDFILL SUPERFUND	**Lab Number:**	L2017294
Project Number:	04.0190987.09	**Report Date:**	05/18/20

Data Qualifiers

than 5x the RL. (Metals only.)

R - Analytical results are from sample re-analysis.

RE - Analytical results are from sample re-extraction.

S - Analytical results are from modified screening analysis.

Report Format: Data Usability Report

Project Name:	TROY MILLS LANDFILL SUPERFUND	**Lab Number:**	L2017294
Project Number:	04.0190987.09	**Report Date:**	05/18/20

REFERENCES

1 Test Methods for Evaluating Solid Waste: Physical/Chemical Methods. EPA SW-846. Third Edition. Updates I - IV, 2007.

LIMITATION OF LIABILITIES

Alpha Analytical performs services with reasonable care and diligence normal to the analytical testing laboratory industry. In the event of an error, the sole and exclusive responsibility of Alpha Analytical shall be to re-perform the work at it's own expense. In no event shall Alpha Analytical be held liable for any incidental, consequential or special damages, including but not limited to, damages in any way connected with the use of, interpretation of, information or analysis provided by Alpha Analytical.

We strongly urge our clients to comply with EPA protocol regarding sample volume, preservation, cooling, containers, sampling procedures, holding time and splitting of samples in the field.

Certification Information

The following analytes are not included in our Primary NELAP Scope of Accreditation:

Westborough Facility
EPA 624/624.1: m/p-xylene, o-xylene, Naphthalene
EPA 8260C: NPW: 1,2,4,5-Tetramethylbenzene; 4-Ethyltoluene, Azobenzene; SCM: Iodomethane (methyl iodide), 1,2,4,5-Tetramethylbenzene; 4-Ethyltoluene.
EPA 8270D: NPW: Dimethylnaphthalene,1,4-Diphenylhydrazine; SCM: Dimethylnaphthalene,1,4-Diphenylhydrazine.
SM4500: NPW: Amenable Cyanide; SCM: Total Phosphorus, TKN, NO2, NO3.

Mansfield Facility
SM 2540D: TSS
EPA 8082A: NPW: PCB: 1, 5, 31, 87,101, 110, 141, 151, 153, 180, 183, 187.
EPA TO-15: Halothane, 2,4,4-Trimethyl-2-pentene, 2,4,4-Trimethyl-1-pentene, Thiophene, 2-Methylthiophene, 3-Methylthiophene, 2-Ethylthiophene, 1,2,3-Trimethylbenzene, Indan, Indene, 1,2,4,5-Tetramethylbenzene, Benzothiophene, 1-Methylnaphthalene.
EPA TO-12 Non-methane organics
EPA 3C Fixed gases
Biological Tissue Matrix: EPA 3050B

The following analytes are included in our Massachusetts DEP Scope of Accreditation

Westborough Facility:

Drinking Water
EPA 300.0: Chloride, Nitrate-N, Fluoride, Sulfate; **EPA 353.2**: Nitrate-N, Nitrite-N; **SM4500NO3-F**: Nitrate-N, Nitrite-N; **SM4500F-C, SM4500CN-CE, EPA 180.1, SM2130B, SM4500Cl-D, SM2320B, SM2540C, SM4500H-B, SM4500NO2-B**
EPA 332: Perchlorate; **EPA 524.2:** THMs and VOCs; **EPA 504.1:** EDB, DBCP.
Microbiology: **SM9215B; SM9223-P/A, SM9223B-Colilert-QT,SM9222D**.

Non-Potable Water
SM4500H,B, EPA 120.1, SM2510B, SM2540C, SM2320B, SM4500CL-E, SM4500F-BC, SM4500NH3-BH: Ammonia-N and Kjeldahl-N, **EPA 350.1**: Ammonia-N, **LACHAT 10-107-06-1-B**: Ammonia-N, **EPA 351.1, SM4500NO3-F, EPA 353.2**: Nitrate-N**, SM4500P-E, SM4500P-B, E, SM4500SO4-E, SM5220D, EPA 410.4, SM5210B, SM5310C, SM4500CL-D, EPA 1664, EPA 420.1, SM4500-CN-CE, SM2540D, EPA 300: Chloride, Sulfate, Nitrate.**
EPA 624.1: Volatile Halocarbons & Aromatics,
EPA 608.3: Chlordane, Toxaphene, Aldrin, alpha-BHC, beta-BHC, gamma-BHC, delta-BHC, Dieldrin, DDD, DDE, DDT, Endosulfan I, Endosulfan II, Endosulfan sulfate, Endrin, Endrin Aldehyde, Heptachlor, Heptachlor Epoxide, PCBs
EPA 625.1: SVOC (Acid/Base/Neutral Extractables), **EPA 600/4-81-045**: PCB-Oil.
Microbiology: **SM9223B-Colilert-QT; Enterolert-QT, SM9221E, EPA 1600, EPA 1603.**

Mansfield Facility:

Drinking Water
EPA 200.7: Al, Ba, Cd, Cr, Cu, Fe, Mn, Ni, Na, Ag, Ca, Zn. **EPA 200.8:** Al, Sb, As, Ba, Be, Cd, Cr, Cu, Pb, Mn, Ni, Se, Ag, TL, Zn. **EPA 245.1** Hg.
EPA 522.

Non-Potable Water
EPA 200.7: Al, Sb, As, Be, Cd, Ca, Cr, Co, Cu, Fe, Pb, Mg, Mn, Mo, Ni, K, Se, Ag, Na, Sr, TL, Ti, V, Zn.
EPA 200.8: Al, Sb**,** As, Be, Cd, Cr, Cu, Fe, Pb, Mn, Ni, K, Se, Ag, Na, TL, Zn.
EPA 245.1 Hg.
SM2340B

For a complete listing of analytes and methods, please contact your Alpha Project Manager.

L2017294

CHAIN OF CUSTODY

PAGE 1 OF 1

Date Rec'd in Lab: 4/27/20

ALPHA Job #: L2017293

4/27/20

ALPHA ANALYTICAL

Westborough, MA TEL: 508-898-9220 FAX: 508-898-9193
Mansfield, MA TEL: 508-822-9300 FAX: 508-822-3288

Client Information

Client: NHDES
Address: 29 Hazen Drive
Concord, NH 03302
Phone: 603-271-3649
Fax:
Email: michael.summerlinjr@des.nh.gov

☐ These samples have been Previously analyzed by Alpha

Project Information

Project Name: Troy Mills Landfill Superfund
Project Location: Troy, NH
Project #: 04.0190987.09
Project Manager: Michael Summerlin
ALPHA Quote #: NH DES Contract No. 1069635

Turn-Around Time

☒ Standard ☐ Rush (ONLY IF PRE-APPROVED)

Due Date: Time:

Report Information — Data Deliverables

☐ FAX ☒ EMAIL
☒ ADEx ☐ Add'l Deliverables

Billing Information

☒ Same as Client info PO #: 2589-00"T"

Regulatory Requirements/Report Limits

State/Fed Program: NHDES
Criteria: Sampling and Analysis Plan limits

Other Project Specific Requirements/Comments/Detection Limits:

Please also email login receipts and lab reports to tanya.justham@gza.com
Please provide excel files formatted for upload to the NHDES EMD and for GZA EQUIS upload

ANALYSIS

ALPHA Lab ID (Lab Use Only)	Sample ID	Collection Date	Collection Time	Sample Matrix	Sampler's Initials	VOCs 8260 NHDES List	SVOCs (Acid/base/neutrals)	1,4-dioxane	Total metals (arsenic & manganese)	Hardness								Sample Specific Comments	TOTAL # BOTTLES
17293-01	TRIP BLANK	4/24/2020	0800	AQ	MJB	☒	☐	☐	☐	☐	☐	☐	☐	☐	☐	☐	☐		1
17294 02	TRY_MW-101S	4/24/2020	0950	AQ	MEM	☑	☑	☑	☑	☐	☐	☐	☐	☐	☐	☐	☐		8
03	TRY_MW-301X	4/24/2020	1035	AQ	MJB	☑	☑	☑	☑	☐	☐	☐	☐	☐	☐	☐	☐		8
04	TRY_MW-805	4/24/2020	1320	AQ	MJB	☑	☑	☑	☑	☐	☐	☐	☐	☐	☐	☐	☐		8
						☐	☐	☐	☐	☐	☐	☐	☐	☐	☐	☐	☐		
						☐	☐	☐	☐	☐	☐	☐	☐	☐	☐	☐	☐		
						☐	☐	☐	☐	☐	☐	☐	☐	☐	☐	☐	☐		
						☐	☐	☐	☐	☐	☐	☐	☐	☐	☐	☐	☐		
						☐	☐	☐	☐	☐	☐	☐	☐	☐	☐	☐	☐		
						☐	☐	☐	☐	☐	☐	☐	☐	☐	☐	☐	☐		

SAMPLE HANDLING
Filtration
☐ Done
☒ Not Needed
☐ Lab to do
Preservation
☐ Lab to do
(Please specify below)

Container Type	V	A	A	P	P	-	-	-	-	-	-	-		
Preservative	B	A	A	C	C	-	-	-	-	-	-	-		

Relinquished By	Date/Time	Received By	Date/Time
	4-22-20 6:30		04/27/20 6:34
	4/27/20 10:49		4/27/20 1050
	4/27/20 1407		4/27/20 1412

Please print clearly, legibly and completely. Samples can not be logged in and turnaround time clock will not start until any ambiguities are resolved. All samples submitted are subject to Alpha's Payment Terms.

FORM NO. 01-01(I-H4)
(rev. 3-JAN-12)

ANALYTICAL REPORT

Lab Number:	L2017301
Client:	GZA GeoEnvironmental, Inc. / NHDES PO Box 95 29 Hazen Drive Concord, NH 03302-0095
ATTN:	Michael Summerlin
Phone:	(603) 271-3649
Project Name:	TROY MILLS LANDFILL SUPERFUND
Project Number:	04.0190987.09
Report Date:	05/04/20

The original project report/data package is held by Alpha Analytical. This report/data package is paginated and should be reproduced only in its entirety. Alpha Analytical holds no responsibility for results and/or data that are not consistent with the original.

Certifications & Approvals: MA (M-MA086), NH NELAP (2064), CT (PH-0574), IL (200077), ME (MA00086), MD (348), NJ (MA935), NY (11148), NC (25700/666), PA (68-03671), RI (LAO00065), TX (T104704476), VT (VT-0935), VA (460195), USDA (Permit #P330-17-00196).

Eight Walkup Drive, Westborough, MA 01581-1019
508-898-9220 (Fax) 508-898-9193 800-624-9220 - www.alphalab.com

Project Name: TROY MILLS LANDFILL SUPERFUND
Project Number: 04.0190987.09

Lab Number: L2017301
Report Date: 05/04/20

Alpha Sample ID	Client ID	Matrix	Sample Location	Collection Date/Time	Receive Date
L2017301-01	TRIP BLANK	WATER	TROY, NH	04/24/20 08:00	04/27/20
L2017301-02	TRY_MW-602B	WATER	TROY, NH	04/24/20 13:00	04/27/20
L2017301-03	TRY_M-1	WATER	TROY, NH	04/24/20 09:55	04/27/20
L2017301-04	TRY_MW-202P	WATER	TROY, NH	04/24/20 11:50	04/27/20

Project Name:	TROY MILLS LANDFILL SUPERFUND	**Lab Number:**	L2017301
Project Number:	04.0190987.09	**Report Date:**	05/04/20

Case Narrative

The samples were received in accordance with the Chain of Custody and no significant deviations were encountered during the preparation or analysis unless otherwise noted. Sample Receipt, Container Information, and the Chain of Custody are located at the back of the report.

Results contained within this report relate only to the samples submitted under this Alpha Lab Number and meet NELAP requirements for all NELAP accredited parameters unless otherwise noted in the following narrative. The data presented in this report is organized by parameter (i.e. VOC, SVOC, etc.). Sample specific Quality Control data (i.e. Surrogate Spike Recovery) is reported at the end of the target analyte list for each individual sample, followed by the Laboratory Batch Quality Control at the end of each parameter. Tentatively Identified Compounds (TICs), if requested, are reported for compounds identified to be present and are not part of the method/program Target Compound List, even if only a subset of the TCL are being reported. If a sample was re-analyzed or re-extracted due to a required quality control corrective action and if both sets of data are reported, the Laboratory ID of the re-analysis or re-extraction is designated with an "R" or "RE", respectively.

When multiple Batch Quality Control elements are reported (e.g. more than one LCS), the associated samples for each element are noted in the grey shaded header line of each data table. Any Laboratory Batch, Sample Specific % recovery or RPD value that is outside the listed Acceptance Criteria is bolded in the report. In reference to questions H (CAM) or 4 (RCP) when "NO" is checked, the performance criteria for CAM and RCP methods allow for some quality control failures to occur and still be within method compliance. In these instances, the specific failure is not narrated but noted in the associated QC Outlier Summary Report, located directly after the Case Narrative. QC information is also incorporated in the Data Usability Assessment table (Format 11) of our Data Merger tool, where it can be reviewed in conjunction with the sample result, associated regulatory criteria and any associated data usability implications.

Soil/sediments, solids and tissues are reported on a dry weight basis unless otherwise noted. Definitions of all data qualifiers and acronyms used in this report are provided in the Glossary located at the back of the report.

HOLD POLICY - For samples submitted on hold, Alpha's policy is to hold samples (with the exception of Air canisters) free of charge for 21 calendar days from the date the project is completed. After 21 calendar days, we will dispose of all samples submitted including those put on hold unless you have contacted your Alpha Project Manager and made arrangements for Alpha to continue to hold the samples. Air canisters will be disposed after 3 business days from the date the project is completed.

Please contact Project Management at 800-624-9220 with any questions.

Project Name:	TROY MILLS LANDFILL SUPERFUND	**Lab Number:**	L2017301
Project Number:	04.0190987.09	**Report Date:**	05/04/20

Case Narrative (continued)

Semivolatile Organics

The WG1364995-2/-3 LCS/LCSD recoveries, associated with L2017301-02 through -04, are below the acceptance criteria for benzoic acid (0%/0%); however, it has been identified as a "difficult" analyte. The results of the associated samples are reported.

The WG1364995-3 LCSD recovery, associated with L2017301-02 through -04, is below the acceptance criteria for benzidine (4%); however, it has been identified as a "difficult" analyte. The results of the associated samples are reported.

I, the undersigned, attest under the pains and penalties of perjury that, to the best of my knowledge and belief and based upon my personal inquiry of those responsible for providing the information contained in this analytical report, such information is accurate and complete. This certificate of analysis is not complete unless this page accompanies any and all pages of this report.

Authorized Signature:  Jennifer L Clements

Title: Technical Director/Representative Date: 05/04/20

ORGANICS

VOLATILES

Project Name: TROY MILLS LANDFILL SUPERFUND **Lab Number:** L2017301

Project Number: 04.0190987.09 **Report Date:** 05/04/20

SAMPLE RESULTS

Lab ID: L2017301-01 Date Collected: 04/24/20 08:00
Client ID: TRIP BLANK Date Received: 04/27/20
Sample Location: TROY, NH Field Prep: Not Specified

Sample Depth:
Matrix: Water
Analytical Method: 1,8260C
Analytical Date: 04/29/20 09:53
Analyst: NLK

Parameter	Result	Qualifier	Units	RL	MDL	Dilution Factor
Volatile Organics by GC/MS - Westborough Lab						
Methylene chloride	ND		ug/l	3.0	--	1
1,1-Dichloroethane	ND		ug/l	0.75	--	1
Chloroform	ND		ug/l	0.75	--	1
Carbon tetrachloride	ND		ug/l	0.50	--	1
1,2-Dichloropropane	ND		ug/l	1.8	--	1
Dibromochloromethane	ND		ug/l	0.50	--	1
1,1,2-Trichloroethane	ND		ug/l	0.75	--	1
Tetrachloroethene	ND		ug/l	0.50	--	1
Chlorobenzene	ND		ug/l	0.50	--	1
Trichlorofluoromethane	ND		ug/l	2.5	--	1
1,2-Dichloroethane	ND		ug/l	0.50	--	1
1,1,1-Trichloroethane	ND		ug/l	0.50	--	1
Bromodichloromethane	ND		ug/l	0.50	--	1
trans-1,3-Dichloropropene	ND		ug/l	0.50	--	1
cis-1,3-Dichloropropene	ND		ug/l	0.50	--	1
1,3-Dichloropropene, Total	ND		ug/l	0.50	--	1
1,1-Dichloropropene	ND		ug/l	2.5	--	1
Bromoform	ND		ug/l	2.0	--	1
1,1,2,2-Tetrachloroethane	ND		ug/l	0.50	--	1
Benzene	ND		ug/l	0.50	--	1
Toluene	ND		ug/l	0.75	--	1
Ethylbenzene	ND		ug/l	0.50	--	1
Chloromethane	ND		ug/l	2.5	--	1
Bromomethane	ND		ug/l	1.0	--	1
Vinyl chloride	ND		ug/l	1.0	--	1
Chloroethane	ND		ug/l	1.0	--	1
1,1-Dichloroethene	ND		ug/l	0.50	--	1
trans-1,2-Dichloroethene	ND		ug/l	0.75	--	1

Project Name: TROY MILLS LANDFILL SUPERFUND **Lab Number:** L2017301

Project Number: 04.0190987.09 **Report Date:** 05/04/20

SAMPLE RESULTS

Lab ID: L2017301-01 Date Collected: 04/24/20 08:00

Client ID: TRIP BLANK Date Received: 04/27/20

Sample Location: TROY, NH Field Prep: Not Specified

Sample Depth:

Parameter	Result	Qualifier	Units	RL	MDL	Dilution Factor
Volatile Organics by GC/MS - Westborough Lab						
1,2-Dichloroethene, Total	ND		ug/l	0.50	--	1
Trichloroethene	ND		ug/l	0.50	--	1
1,2-Dichlorobenzene	ND		ug/l	2.5	--	1
1,3-Dichlorobenzene	ND		ug/l	2.5	--	1
1,4-Dichlorobenzene	ND		ug/l	2.5	--	1
Methyl tert butyl ether	ND		ug/l	1.0	--	1
p/m-Xylene	ND		ug/l	1.0	--	1
o-Xylene	ND		ug/l	1.0	--	1
Xylenes, Total	ND		ug/l	1.0	--	1
cis-1,2-Dichloroethene	ND		ug/l	0.50	--	1
Dibromomethane	ND		ug/l	5.0	--	1
1,2,3-Trichloropropane	ND		ug/l	5.0	--	1
Styrene	ND		ug/l	1.0	--	1
Dichlorodifluoromethane	ND		ug/l	5.0	--	1
Acetone	ND		ug/l	5.0	--	1
Carbon disulfide	ND		ug/l	5.0	--	1
2-Butanone	ND		ug/l	5.0	--	1
4-Methyl-2-pentanone	ND		ug/l	5.0	--	1
2-Hexanone	ND		ug/l	5.0	--	1
Bromochloromethane	ND		ug/l	2.5	--	1
Tetrahydrofuran	ND		ug/l	5.0	--	1
2,2-Dichloropropane	ND		ug/l	2.5	--	1
1,2-Dibromoethane	ND		ug/l	2.0	--	1
1,1,1,2-Tetrachloroethane	ND		ug/l	0.50	--	1
Bromobenzene	ND		ug/l	2.5	--	1
n-Butylbenzene	ND		ug/l	0.50	--	1
sec-Butylbenzene	ND		ug/l	0.50	--	1
tert-Butylbenzene	ND		ug/l	2.5	--	1
o-Chlorotoluene	ND		ug/l	2.5	--	1
p-Chlorotoluene	ND		ug/l	2.5	--	1
1,2-Dibromo-3-chloropropane	ND		ug/l	2.5	--	1
Hexachlorobutadiene	ND		ug/l	0.50	--	1
Isopropylbenzene	ND		ug/l	0.50	--	1
p-Isopropyltoluene	ND		ug/l	0.50	--	1
Naphthalene	ND		ug/l	2.5	--	1
n-Propylbenzene	ND		ug/l	0.50	--	1
1,2,3-Trichlorobenzene	ND		ug/l	2.5	--	1

Project Name: TROY MILLS LANDFILL SUPERFUND **Lab Number:** L2017301

Project Number: 04.0190987.09 **Report Date:** 05/04/20

SAMPLE RESULTS

Lab ID: L2017301-01 Date Collected: 04/24/20 08:00

Client ID: TRIP BLANK Date Received: 04/27/20

Sample Location: TROY, NH Field Prep: Not Specified

Sample Depth:

Parameter	Result	Qualifier	Units	RL	MDL	Dilution Factor
Volatile Organics by GC/MS - Westborough Lab						
1,2,4-Trichlorobenzene	ND		ug/l	2.5	--	1
1,3,5-Trimethylbenzene	ND		ug/l	2.5	--	1
1,3,5-Trichlorobenzene	ND		ug/l	2.0	--	1
1,2,4-Trimethylbenzene	ND		ug/l	2.5	--	1
Ethyl ether	ND		ug/l	2.5	--	1
Isopropyl Ether	ND		ug/l	2.0	--	1
Tert-Butyl Alcohol	ND		ug/l	10	--	1
Ethyl-Tert-Butyl-Ether	ND		ug/l	2.0	--	1
Tertiary-Amyl Methyl Ether	ND		ug/l	2.0	--	1
1,4-Dioxane	ND		ug/l	250	--	1

Surrogate	% Recovery	Qualifier	Acceptance Criteria
1,2-Dichloroethane-d4	95		70-130
Toluene-d8	98		70-130
4-Bromofluorobenzene	99		70-130
Dibromofluoromethane	101		70-130

Project Name: TROY MILLS LANDFILL SUPERFUND **Lab Number:** L2017301

Project Number: 04.0190987.09 **Report Date:** 05/04/20

SAMPLE RESULTS

Lab ID: L2017301-02
Client ID: TRY_MW-602B
Sample Location: TROY, NH

Date Collected: 04/24/20 13:00
Date Received: 04/27/20
Field Prep: Not Specified

Sample Depth:
Matrix: Water
Analytical Method: 1,8260C
Analytical Date: 04/29/20 14:31
Analyst: MKS

Parameter	Result	Qualifier	Units	RL	MDL	Dilution Factor
Volatile Organics by GC/MS - Westborough Lab						
Methylene chloride	ND		ug/l	3.0	--	1
1,1-Dichloroethane	ND		ug/l	0.75	--	1
Chloroform	ND		ug/l	0.75	--	1
Carbon tetrachloride	ND		ug/l	0.50	--	1
1,2-Dichloropropane	ND		ug/l	1.8	--	1
Dibromochloromethane	ND		ug/l	0.50	--	1
1,1,2-Trichloroethane	ND		ug/l	0.75	--	1
Tetrachloroethene	ND		ug/l	0.50	--	1
Chlorobenzene	ND		ug/l	0.50	--	1
Trichlorofluoromethane	ND		ug/l	2.5	--	1
1,2-Dichloroethane	ND		ug/l	0.50	--	1
1,1,1-Trichloroethane	ND		ug/l	0.50	--	1
Bromodichloromethane	ND		ug/l	0.50	--	1
trans-1,3-Dichloropropene	ND		ug/l	0.50	--	1
cis-1,3-Dichloropropene	ND		ug/l	0.50	--	1
1,3-Dichloropropene, Total	ND		ug/l	0.50	--	1
1,1-Dichloropropene	ND		ug/l	2.5	--	1
Bromoform	ND		ug/l	2.0	--	1
1,1,2,2-Tetrachloroethane	ND		ug/l	0.50	--	1
Benzene	ND		ug/l	0.50	--	1
Toluene	ND		ug/l	0.75	--	1
Ethylbenzene	ND		ug/l	0.50	--	1
Chloromethane	ND		ug/l	2.5	--	1
Bromomethane	ND		ug/l	1.0	--	1
Vinyl chloride	ND		ug/l	1.0	--	1
Chloroethane	ND		ug/l	1.0	--	1
1,1-Dichloroethene	ND		ug/l	0.50	--	1
trans-1,2-Dichloroethene	ND		ug/l	0.75	--	1

Project Name: TROY MILLS LANDFILL SUPERFUND **Lab Number:** L2017301

Project Number: 04.0190987.09 **Report Date:** 05/04/20

SAMPLE RESULTS

Lab ID: L2017301-02 Date Collected: 04/24/20 13:00

Client ID: TRY_MW-602B Date Received: 04/27/20

Sample Location: TROY, NH Field Prep: Not Specified

Sample Depth:

Parameter	Result	Qualifier	Units	RL	MDL	Dilution Factor
Volatile Organics by GC/MS - Westborough Lab						
1,2-Dichloroethene, Total	ND		ug/l	0.50	--	1
Trichloroethene	ND		ug/l	0.50	--	1
1,2-Dichlorobenzene	ND		ug/l	2.5	--	1
1,3-Dichlorobenzene	ND		ug/l	2.5	--	1
1,4-Dichlorobenzene	ND		ug/l	2.5	--	1
Methyl tert butyl ether	ND		ug/l	1.0	--	1
p/m-Xylene	ND		ug/l	1.0	--	1
o-Xylene	ND		ug/l	1.0	--	1
Xylenes, Total	ND		ug/l	1.0	--	1
cis-1,2-Dichloroethene	ND		ug/l	0.50	--	1
Dibromomethane	ND		ug/l	5.0	--	1
1,2,3-Trichloropropane	ND		ug/l	5.0	--	1
Styrene	ND		ug/l	1.0	--	1
Dichlorodifluoromethane	ND		ug/l	5.0	--	1
Acetone	ND		ug/l	5.0	--	1
Carbon disulfide	ND		ug/l	5.0	--	1
2-Butanone	ND		ug/l	5.0	--	1
4-Methyl-2-pentanone	ND		ug/l	5.0	--	1
2-Hexanone	ND		ug/l	5.0	--	1
Bromochloromethane	ND		ug/l	2.5	--	1
Tetrahydrofuran	ND		ug/l	5.0	--	1
2,2-Dichloropropane	ND		ug/l	2.5	--	1
1,2-Dibromoethane	ND		ug/l	2.0	--	1
1,1,1,2-Tetrachloroethane	ND		ug/l	0.50	--	1
Bromobenzene	ND		ug/l	2.5	--	1
n-Butylbenzene	ND		ug/l	0.50	--	1
sec-Butylbenzene	7.4		ug/l	0.50	--	1
tert-Butylbenzene	ND		ug/l	2.5	--	1
o-Chlorotoluene	ND		ug/l	2.5	--	1
p-Chlorotoluene	ND		ug/l	2.5	--	1
1,2-Dibromo-3-chloropropane	ND		ug/l	2.5	--	1
Hexachlorobutadiene	ND		ug/l	0.50	--	1
Isopropylbenzene	0.62		ug/l	0.50	--	1
p-Isopropyltoluene	ND		ug/l	0.50	--	1
Naphthalene	ND		ug/l	2.5	--	1
n-Propylbenzene	ND		ug/l	0.50	--	1
1,2,3-Trichlorobenzene	ND		ug/l	2.5	--	1

Project Name: TROY MILLS LANDFILL SUPERFUND **Lab Number:** L2017301

Project Number: 04.0190987.09 **Report Date:** 05/04/20

SAMPLE RESULTS

Lab ID: L2017301-02 Date Collected: 04/24/20 13:00

Client ID: TRY_MW-602B Date Received: 04/27/20

Sample Location: TROY, NH Field Prep: Not Specified

Sample Depth:

Parameter	Result	Qualifier	Units	RL	MDL	Dilution Factor
Volatile Organics by GC/MS - Westborough Lab						
1,2,4-Trichlorobenzene	ND		ug/l	2.5	--	1
1,3,5-Trimethylbenzene	ND		ug/l	2.5	--	1
1,3,5-Trichlorobenzene	ND		ug/l	2.0	--	1
1,2,4-Trimethylbenzene	ND		ug/l	2.5	--	1
Ethyl ether	ND		ug/l	2.5	--	1
Isopropyl Ether	ND		ug/l	2.0	--	1
Tert-Butyl Alcohol	ND		ug/l	10	--	1
Ethyl-Tert-Butyl-Ether	ND		ug/l	2.0	--	1
Tertiary-Amyl Methyl Ether	ND		ug/l	2.0	--	1
1,4-Dioxane	ND		ug/l	250	--	1

Surrogate	% Recovery	Qualifier	Acceptance Criteria
1,2-Dichloroethane-d4	96		70-130
Toluene-d8	97		70-130
4-Bromofluorobenzene	102		70-130
Dibromofluoromethane	100		70-130

Project Name: TROY MILLS LANDFILL SUPERFUND **Lab Number:** L2017301

Project Number: 04.0190987.09 **Report Date:** 05/04/20

SAMPLE RESULTS

Lab ID: L2017301-03 Date Collected: 04/24/20 09:55
Client ID: TRY_M-1 Date Received: 04/27/20
Sample Location: TROY, NH Field Prep: Not Specified

Sample Depth:
Matrix: Water
Analytical Method: 1,8260C
Analytical Date: 04/29/20 14:55
Analyst: MKS

Parameter	Result	Qualifier	Units	RL	MDL	Dilution Factor
Volatile Organics by GC/MS - Westborough Lab						
Methylene chloride	ND		ug/l	3.0	--	1
1,1-Dichloroethane	ND		ug/l	0.75	--	1
Chloroform	ND		ug/l	0.75	--	1
Carbon tetrachloride	ND		ug/l	0.50	--	1
1,2-Dichloropropane	ND		ug/l	1.8	--	1
Dibromochloromethane	ND		ug/l	0.50	--	1
1,1,2-Trichloroethane	ND		ug/l	0.75	--	1
Tetrachloroethene	ND		ug/l	0.50	--	1
Chlorobenzene	ND		ug/l	0.50	--	1
Trichlorofluoromethane	ND		ug/l	2.5	--	1
1,2-Dichloroethane	ND		ug/l	0.50	--	1
1,1,1-Trichloroethane	ND		ug/l	0.50	--	1
Bromodichloromethane	ND		ug/l	0.50	--	1
trans-1,3-Dichloropropene	ND		ug/l	0.50	--	1
cis-1,3-Dichloropropene	ND		ug/l	0.50	--	1
1,3-Dichloropropene, Total	ND		ug/l	0.50	--	1
1,1-Dichloropropene	ND		ug/l	2.5	--	1
Bromoform	ND		ug/l	2.0	--	1
1,1,2,2-Tetrachloroethane	ND		ug/l	0.50	--	1
Benzene	ND		ug/l	0.50	--	1
Toluene	ND		ug/l	0.75	--	1
Ethylbenzene	ND		ug/l	0.50	--	1
Chloromethane	ND		ug/l	2.5	--	1
Bromomethane	ND		ug/l	1.0	--	1
Vinyl chloride	ND		ug/l	1.0	--	1
Chloroethane	ND		ug/l	1.0	--	1
1,1-Dichloroethene	ND		ug/l	0.50	--	1
trans-1,2-Dichloroethene	ND		ug/l	0.75	--	1

Project Name: TROY MILLS LANDFILL SUPERFUND **Lab Number:** L2017301

Project Number: 04.0190987.09 **Report Date:** 05/04/20

SAMPLE RESULTS

Lab ID: L2017301-03 Date Collected: 04/24/20 09:55

Client ID: TRY_M-1 Date Received: 04/27/20

Sample Location: TROY, NH Field Prep: Not Specified

Sample Depth:

Parameter	Result	Qualifier	Units	RL	MDL	Dilution Factor
Volatile Organics by GC/MS - Westborough Lab						
1,2-Dichloroethene, Total	ND		ug/l	0.50	--	1
Trichloroethene	ND		ug/l	0.50	--	1
1,2-Dichlorobenzene	ND		ug/l	2.5	--	1
1,3-Dichlorobenzene	ND		ug/l	2.5	--	1
1,4-Dichlorobenzene	ND		ug/l	2.5	--	1
Methyl tert butyl ether	ND		ug/l	1.0	--	1
p/m-Xylene	ND		ug/l	1.0	--	1
o-Xylene	ND		ug/l	1.0	--	1
Xylenes, Total	ND		ug/l	1.0	--	1
cis-1,2-Dichloroethene	ND		ug/l	0.50	--	1
Dibromomethane	ND		ug/l	5.0	--	1
1,2,3-Trichloropropane	ND		ug/l	5.0	--	1
Styrene	ND		ug/l	1.0	--	1
Dichlorodifluoromethane	ND		ug/l	5.0	--	1
Acetone	ND		ug/l	5.0	--	1
Carbon disulfide	ND		ug/l	5.0	--	1
2-Butanone	ND		ug/l	5.0	--	1
4-Methyl-2-pentanone	ND		ug/l	5.0	--	1
2-Hexanone	ND		ug/l	5.0	--	1
Bromochloromethane	ND		ug/l	2.5	--	1
Tetrahydrofuran	ND		ug/l	5.0	--	1
2,2-Dichloropropane	ND		ug/l	2.5	--	1
1,2-Dibromoethane	ND		ug/l	2.0	--	1
1,1,1,2-Tetrachloroethane	ND		ug/l	0.50	--	1
Bromobenzene	ND		ug/l	2.5	--	1
n-Butylbenzene	ND		ug/l	0.50	--	1
sec-Butylbenzene	6.0		ug/l	0.50	--	1
tert-Butylbenzene	ND		ug/l	2.5	--	1
o-Chlorotoluene	ND		ug/l	2.5	--	1
p-Chlorotoluene	ND		ug/l	2.5	--	1
1,2-Dibromo-3-chloropropane	ND		ug/l	2.5	--	1
Hexachlorobutadiene	ND		ug/l	0.50	--	1
Isopropylbenzene	0.66		ug/l	0.50	--	1
p-Isopropyltoluene	ND		ug/l	0.50	--	1
Naphthalene	ND		ug/l	2.5	--	1
n-Propylbenzene	ND		ug/l	0.50	--	1
1,2,3-Trichlorobenzene	ND		ug/l	2.5	--	1

Project Name: TROY MILLS LANDFILL SUPERFUND **Lab Number:** L2017301

Project Number: 04.0190987.09 **Report Date:** 05/04/20

SAMPLE RESULTS

Lab ID: L2017301-03 Date Collected: 04/24/20 09:55

Client ID: TRY_M-1 Date Received: 04/27/20

Sample Location: TROY, NH Field Prep: Not Specified

Sample Depth:

Parameter	Result	Qualifier	Units	RL	MDL	Dilution Factor
Volatile Organics by GC/MS - Westborough Lab						
1,2,4-Trichlorobenzene	ND		ug/l	2.5	--	1
1,3,5-Trimethylbenzene	ND		ug/l	2.5	--	1
1,3,5-Trichlorobenzene	ND		ug/l	2.0	--	1
1,2,4-Trimethylbenzene	ND		ug/l	2.5	--	1
Ethyl ether	ND		ug/l	2.5	--	1
Isopropyl Ether	ND		ug/l	2.0	--	1
Tert-Butyl Alcohol	ND		ug/l	10	--	1
Ethyl-Tert-Butyl-Ether	ND		ug/l	2.0	--	1
Tertiary-Amyl Methyl Ether	ND		ug/l	2.0	--	1
1,4-Dioxane	ND		ug/l	250	--	1

Surrogate	% Recovery	Qualifier	Acceptance Criteria
1,2-Dichloroethane-d4	97		70-130
Toluene-d8	97		70-130
4-Bromofluorobenzene	102		70-130
Dibromofluoromethane	100		70-130

Project Name: TROY MILLS LANDFILL SUPERFUND **Lab Number:** L2017301

Project Number: 04.0190987.09 **Report Date:** 05/04/20

SAMPLE RESULTS

Lab ID: L2017301-04
Client ID: TRY_MW-202P
Sample Location: TROY, NH

Date Collected: 04/24/20 11:50
Date Received: 04/27/20
Field Prep: Not Specified

Sample Depth:
Matrix: Water
Analytical Method: 1,8260C
Analytical Date: 04/29/20 15:18
Analyst: MKS

Parameter	Result	Qualifier	Units	RL	MDL	Dilution Factor
Volatile Organics by GC/MS - Westborough Lab						
Methylene chloride	ND		ug/l	3.0	--	1
1,1-Dichloroethane	ND		ug/l	0.75	--	1
Chloroform	ND		ug/l	0.75	--	1
Carbon tetrachloride	ND		ug/l	0.50	--	1
1,2-Dichloropropane	ND		ug/l	1.8	--	1
Dibromochloromethane	ND		ug/l	0.50	--	1
1,1,2-Trichloroethane	ND		ug/l	0.75	--	1
Tetrachloroethene	ND		ug/l	0.50	--	1
Chlorobenzene	ND		ug/l	0.50	--	1
Trichlorofluoromethane	ND		ug/l	2.5	--	1
1,2-Dichloroethane	ND		ug/l	0.50	--	1
1,1,1-Trichloroethane	ND		ug/l	0.50	--	1
Bromodichloromethane	ND		ug/l	0.50	--	1
trans-1,3-Dichloropropene	ND		ug/l	0.50	--	1
cis-1,3-Dichloropropene	ND		ug/l	0.50	--	1
1,3-Dichloropropene, Total	ND		ug/l	0.50	--	1
1,1-Dichloropropene	ND		ug/l	2.5	--	1
Bromoform	ND		ug/l	2.0	--	1
1,1,2,2-Tetrachloroethane	ND		ug/l	0.50	--	1
Benzene	ND		ug/l	0.50	--	1
Toluene	ND		ug/l	0.75	--	1
Ethylbenzene	ND		ug/l	0.50	--	1
Chloromethane	ND		ug/l	2.5	--	1
Bromomethane	ND		ug/l	1.0	--	1
Vinyl chloride	ND		ug/l	1.0	--	1
Chloroethane	ND		ug/l	1.0	--	1
1,1-Dichloroethene	ND		ug/l	0.50	--	1
trans-1,2-Dichloroethene	ND		ug/l	0.75	--	1

Project Name: TROY MILLS LANDFILL SUPERFUND **Lab Number:** L2017301

Project Number: 04.0190987.09 **Report Date:** 05/04/20

SAMPLE RESULTS

Lab ID: L2017301-04 Date Collected: 04/24/20 11:50

Client ID: TRY_MW-202P Date Received: 04/27/20

Sample Location: TROY, NH Field Prep: Not Specified

Sample Depth:

Parameter	Result	Qualifier	Units	RL	MDL	Dilution Factor
Volatile Organics by GC/MS - Westborough Lab						
1,2-Dichloroethene, Total	0.61		ug/l	0.50	--	1
Trichloroethene	ND		ug/l	0.50	--	1
1,2-Dichlorobenzene	ND		ug/l	2.5	--	1
1,3-Dichlorobenzene	ND		ug/l	2.5	--	1
1,4-Dichlorobenzene	ND		ug/l	2.5	--	1
Methyl tert butyl ether	ND		ug/l	1.0	--	1
p/m-Xylene	ND		ug/l	1.0	--	1
o-Xylene	ND		ug/l	1.0	--	1
Xylenes, Total	ND		ug/l	1.0	--	1
cis-1,2-Dichloroethene	0.61		ug/l	0.50	--	1
Dibromomethane	ND		ug/l	5.0	--	1
1,2,3-Trichloropropane	ND		ug/l	5.0	--	1
Styrene	ND		ug/l	1.0	--	1
Dichlorodifluoromethane	ND		ug/l	5.0	--	1
Acetone	ND		ug/l	5.0	--	1
Carbon disulfide	ND		ug/l	5.0	--	1
2-Butanone	ND		ug/l	5.0	--	1
4-Methyl-2-pentanone	ND		ug/l	5.0	--	1
2-Hexanone	ND		ug/l	5.0	--	1
Bromochloromethane	ND		ug/l	2.5	--	1
Tetrahydrofuran	6.5		ug/l	5.0	--	1
2,2-Dichloropropane	ND		ug/l	2.5	--	1
1,2-Dibromoethane	ND		ug/l	2.0	--	1
1,1,1,2-Tetrachloroethane	ND		ug/l	0.50	--	1
Bromobenzene	ND		ug/l	2.5	--	1
n-Butylbenzene	ND		ug/l	0.50	--	1
sec-Butylbenzene	6.0		ug/l	0.50	--	1
tert-Butylbenzene	ND		ug/l	2.5	--	1
o-Chlorotoluene	ND		ug/l	2.5	--	1
p-Chlorotoluene	ND		ug/l	2.5	--	1
1,2-Dibromo-3-chloropropane	ND		ug/l	2.5	--	1
Hexachlorobutadiene	ND		ug/l	0.50	--	1
Isopropylbenzene	3.2		ug/l	0.50	--	1
p-Isopropyltoluene	ND		ug/l	0.50	--	1
Naphthalene	ND		ug/l	2.5	--	1
n-Propylbenzene	ND		ug/l	0.50	--	1
1,2,3-Trichlorobenzene	ND		ug/l	2.5	--	1

Project Name: TROY MILLS LANDFILL SUPERFUND **Lab Number:** L2017301

Project Number: 04.0190987.09 **Report Date:** 05/04/20

SAMPLE RESULTS

Lab ID: L2017301-04 Date Collected: 04/24/20 11:50

Client ID: TRY_MW-202P Date Received: 04/27/20

Sample Location: TROY, NH Field Prep: Not Specified

Sample Depth:

Parameter	Result	Qualifier	Units	RL	MDL	Dilution Factor
Volatile Organics by GC/MS - Westborough Lab						
1,2,4-Trichlorobenzene	ND		ug/l	2.5	--	1
1,3,5-Trimethylbenzene	ND		ug/l	2.5	--	1
1,3,5-Trichlorobenzene	ND		ug/l	2.0	--	1
1,2,4-Trimethylbenzene	ND		ug/l	2.5	--	1
Ethyl ether	ND		ug/l	2.5	--	1
Isopropyl Ether	ND		ug/l	2.0	--	1
Tert-Butyl Alcohol	ND		ug/l	10	--	1
Ethyl-Tert-Butyl-Ether	ND		ug/l	2.0	--	1
Tertiary-Amyl Methyl Ether	ND		ug/l	2.0	--	1
1,4-Dioxane	ND		ug/l	250	--	1

Surrogate	% Recovery	Qualifier	Acceptance Criteria
1,2-Dichloroethane-d4	97		70-130
Toluene-d8	96		70-130
4-Bromofluorobenzene	104		70-130
Dibromofluoromethane	102		70-130

Project Name: TROY MILLS LANDFILL SUPERFUND **Lab Number:** L2017301

Project Number: 04.0190987.09 **Report Date:** 05/04/20

Method Blank Analysis
Batch Quality Control

Analytical Method: 1,8260C
Analytical Date: 04/29/20 08:21
Analyst: PD

Parameter	Result	Qualifier	Units	RL	MDL
Volatile Organics by GC/MS - Westborough Lab for sample(s): 01-04 Batch: WG1365962-5					
Methylene chloride	ND		ug/l	3.0	--
1,1-Dichloroethane	ND		ug/l	0.75	--
Chloroform	ND		ug/l	0.75	--
Carbon tetrachloride	ND		ug/l	0.50	--
1,2-Dichloropropane	ND		ug/l	1.8	--
Dibromochloromethane	ND		ug/l	0.50	--
1,1,2-Trichloroethane	ND		ug/l	0.75	--
Tetrachloroethene	ND		ug/l	0.50	--
Chlorobenzene	ND		ug/l	0.50	--
Trichlorofluoromethane	ND		ug/l	2.5	--
1,2-Dichloroethane	ND		ug/l	0.50	--
1,1,1-Trichloroethane	ND		ug/l	0.50	--
Bromodichloromethane	ND		ug/l	0.50	--
trans-1,3-Dichloropropene	ND		ug/l	0.50	--
cis-1,3-Dichloropropene	ND		ug/l	0.50	--
1,3-Dichloropropene, Total	ND		ug/l	0.50	--
1,1-Dichloropropene	ND		ug/l	2.5	--
Bromoform	ND		ug/l	2.0	--
1,1,2,2-Tetrachloroethane	ND		ug/l	0.50	--
Benzene	ND		ug/l	0.50	--
Toluene	ND		ug/l	0.75	--
Ethylbenzene	ND		ug/l	0.50	--
Chloromethane	ND		ug/l	2.5	--
Bromomethane	ND		ug/l	1.0	--
Vinyl chloride	ND		ug/l	1.0	--
Chloroethane	ND		ug/l	1.0	--
1,1-Dichloroethene	ND		ug/l	0.50	--
trans-1,2-Dichloroethene	ND		ug/l	0.75	--
1,2-Dichloroethene, Total	ND		ug/l	0.50	--

Project Name: TROY MILLS LANDFILL SUPERFUND **Lab Number:** L2017301

Project Number: 04.0190987.09 **Report Date:** 05/04/20

Method Blank Analysis
Batch Quality Control

Analytical Method: 1,8260C
Analytical Date: 04/29/20 08:21
Analyst: PD

Parameter	Result	Qualifier	Units	RL	MDL
Volatile Organics by GC/MS - Westborough Lab for sample(s): 01-04 Batch: WG1365962-5					
Trichloroethene	ND		ug/l	0.50	--
1,2-Dichlorobenzene	ND		ug/l	2.5	--
1,3-Dichlorobenzene	ND		ug/l	2.5	--
1,4-Dichlorobenzene	ND		ug/l	2.5	--
Methyl tert butyl ether	ND		ug/l	1.0	--
p/m-Xylene	ND		ug/l	1.0	--
o-Xylene	ND		ug/l	1.0	--
Xylenes, Total	ND		ug/l	1.0	--
cis-1,2-Dichloroethene	ND		ug/l	0.50	--
Dibromomethane	ND		ug/l	5.0	--
1,2,3-Trichloropropane	ND		ug/l	5.0	--
Styrene	ND		ug/l	1.0	--
Dichlorodifluoromethane	ND		ug/l	5.0	--
Acetone	ND		ug/l	5.0	--
Carbon disulfide	ND		ug/l	5.0	--
2-Butanone	ND		ug/l	5.0	--
4-Methyl-2-pentanone	ND		ug/l	5.0	--
2-Hexanone	ND		ug/l	5.0	--
Bromochloromethane	ND		ug/l	2.5	--
Tetrahydrofuran	ND		ug/l	5.0	--
2,2-Dichloropropane	ND		ug/l	2.5	--
1,2-Dibromoethane	ND		ug/l	2.0	--
1,1,1,2-Tetrachloroethane	ND		ug/l	0.50	--
Bromobenzene	ND		ug/l	2.5	--
n-Butylbenzene	ND		ug/l	0.50	--
sec-Butylbenzene	ND		ug/l	0.50	--
tert-Butylbenzene	ND		ug/l	2.5	--
o-Chlorotoluene	ND		ug/l	2.5	--
p-Chlorotoluene	ND		ug/l	2.5	--

Project Name: TROY MILLS LANDFILL SUPERFUND **Lab Number:** L2017301

Project Number: 04.0190987.09 **Report Date:** 05/04/20

Method Blank Analysis
Batch Quality Control

Analytical Method: 1,8260C
Analytical Date: 04/29/20 08:21
Analyst: PD

Parameter	Result	Qualifier	Units	RL	MDL
Volatile Organics by GC/MS - Westborough Lab for sample(s): 01-04 Batch: WG1365962-5					
1,2-Dibromo-3-chloropropane	ND		ug/l	2.5	--
Hexachlorobutadiene	ND		ug/l	0.50	--
Isopropylbenzene	ND		ug/l	0.50	--
p-Isopropyltoluene	ND		ug/l	0.50	--
Naphthalene	ND		ug/l	2.5	--
n-Propylbenzene	ND		ug/l	0.50	--
1,2,3-Trichlorobenzene	ND		ug/l	2.5	--
1,2,4-Trichlorobenzene	ND		ug/l	2.5	--
1,3,5-Trimethylbenzene	ND		ug/l	2.5	--
1,3,5-Trichlorobenzene	ND		ug/l	2.0	--
1,2,4-Trimethylbenzene	ND		ug/l	2.5	--
Ethyl ether	ND		ug/l	2.5	--
Isopropyl Ether	ND		ug/l	2.0	--
Tert-Butyl Alcohol	ND		ug/l	10	--
Ethyl-Tert-Butyl-Ether	ND		ug/l	2.0	--
Tertiary-Amyl Methyl Ether	ND		ug/l	2.0	--
1,4-Dioxane	ND		ug/l	250	--

Surrogate	%Recovery	Qualifier	Acceptance Criteria
1,2-Dichloroethane-d4	93		70-130
Toluene-d8	97		70-130
4-Bromofluorobenzene	101		70-130
Dibromofluoromethane	101		70-130

Lab Control Sample Analysis

Batch Quality Control

Project Name: TROY MILLS LANDFILL SUPERFUND

Project Number: 04.0190987.09

Lab Number: L2017301

Report Date: 05/04/20

Parameter	LCS %Recovery	Qual	LCSD %Recovery	Qual	%Recovery Limits	RPD	Qual	RPD Limits
Volatile Organics by GC/MS - Westborough Lab Associated sample(s): 01-04 Batch: WG1365962-3 WG1365962-4								
Methylene chloride	88		89		70-130	1		20
1,1-Dichloroethane	88		90		70-130	2		20
Chloroform	90		93		70-130	3		20
Carbon tetrachloride	95		96		63-132	1		20
1,2-Dichloropropane	88		90		70-130	2		20
Dibromochloromethane	86		93		63-130	8		20
1,1,2-Trichloroethane	86		90		70-130	5		20
Tetrachloroethene	90		91		70-130	1		20
Chlorobenzene	90		94		75-130	4		25
Trichlorofluoromethane	100		100		62-150	0		20
1,2-Dichloroethane	85		87		70-130	2		20
1,1,1-Trichloroethane	94		94		67-130	0		20
Bromodichloromethane	88		91		67-130	3		20
trans-1,3-Dichloropropene	86		89		70-130	3		20
cis-1,3-Dichloropropene	90		93		70-130	3		20
1,1-Dichloropropene	90		90		70-130	0		20
Bromoform	93		95		54-136	2		20
1,1,2,2-Tetrachloroethane	88		89		67-130	1		20
Benzene	92		94		70-130	2		25
Toluene	90		93		70-130	3		25
Ethylbenzene	87		89		70-130	2		20
Chloromethane	87		86		64-130	1		20
Bromomethane	67		71		39-139	6		20

Lab Control Sample Analysis

Batch Quality Control

Project Name: TROY MILLS LANDFILL SUPERFUND

Project Number: 04.0190987.09

Lab Number: L2017301

Report Date: 05/04/20

Parameter	LCS %Recovery	Qual	LCSD %Recovery	Qual	%Recovery Limits	RPD	Qual	RPD Limits
Volatile Organics by GC/MS - Westborough Lab Associated sample(s): 01-04 Batch: WG1365962-3 WG1365962-4								
Vinyl chloride	110		110		55-140	0		20
Chloroethane	98		100		55-138	2		20
1,1-Dichloroethene	95		96		61-145	1		25
trans-1,2-Dichloroethene	94		96		70-130	2		20
Trichloroethene	96		97		70-130	1		25
1,2-Dichlorobenzene	85		85		70-130	0		20
1,3-Dichlorobenzene	87		87		70-130	0		20
1,4-Dichlorobenzene	87		88		70-130	1		20
Methyl tert butyl ether	86		89		63-130	3		20
p/m-Xylene	90		90		70-130	0		20
o-Xylene	90		90		70-130	0		20
cis-1,2-Dichloroethene	95		97		70-130	2		20
Dibromomethane	92		95		70-130	3		20
1,2,3-Trichloropropane	84		88		64-130	5		20
Styrene	85		90		70-130	6		20
Dichlorodifluoromethane	140		140		36-147	0		20
Acetone	67		69		58-148	3		20
Carbon disulfide	91		91		51-130	0		20
2-Butanone	72		76		63-138	5		20
4-Methyl-2-pentanone	78		85		59-130	9		20
2-Hexanone	66		71		57-130	7		20
Bromochloromethane	100		100		70-130	0		20
Tetrahydrofuran	72		76		58-130	5		20

Lab Control Sample Analysis

Batch Quality Control

Project Name: TROY MILLS LANDFILL SUPERFUND

Project Number: 04.0190987.09

Lab Number: L2017301

Report Date: 05/04/20

Parameter	LCS %Recovery	Qual	LCSD %Recovery	Qual	%Recovery Limits	RPD	Qual	RPD Limits
Volatile Organics by GC/MS - Westborough Lab Associated sample(s): 01-04 Batch: WG1365962-3 WG1365962-4								
2,2-Dichloropropane	100		100		63-133	0		20
1,2-Dibromoethane	89		94		70-130	5		20
1,1,1,2-Tetrachloroethane	91		93		64-130	2		20
Bromobenzene	94		95		70-130	1		20
n-Butylbenzene	82		82		53-136	0		20
sec-Butylbenzene	83		83		70-130	0		20
tert-Butylbenzene	86		85		70-130	1		20
o-Chlorotoluene	86		85		70-130	1		20
p-Chlorotoluene	88		87		70-130	1		20
1,2-Dibromo-3-chloropropane	80		85		41-144	6		20
Hexachlorobutadiene	85		88		63-130	3		20
Isopropylbenzene	88		88		70-130	0		20
p-Isopropyltoluene	84		83		70-130	1		20
Naphthalene	**66**	Q	73		70-130	10		20
n-Propylbenzene	87		87		69-130	0		20
1,2,3-Trichlorobenzene	**67**	Q	74		70-130	10		20
1,2,4-Trichlorobenzene	79		79		70-130	0		20
1,3,5-Trimethylbenzene	86		85		64-130	1		20
1,3,5-Trichlorobenzene	84		84		70-130	0		20
1,2,4-Trimethylbenzene	85		84		70-130	1		20
Ethyl ether	89		89		59-134	0		20
Isopropyl Ether	80		83		70-130	4		20
Tert-Butyl Alcohol	80		94		70-130	16		20

Lab Control Sample Analysis

Batch Quality Control

Project Name: TROY MILLS LANDFILL SUPERFUND

Project Number: 04.0190987.09

Lab Number: L2017301

Report Date: 05/04/20

Parameter	LCS %Recovery	Qual	LCSD %Recovery	Qual	%Recovery Limits	RPD	Qual	RPD Limits
Volatile Organics by GC/MS - Westborough Lab Associated sample(s): 01-04 Batch: WG1365962-3 WG1365962-4								
Ethyl-Tert-Butyl-Ether	85		88		70-130	3		20
Tertiary-Amyl Methyl Ether	85		88		66-130	3		20
1,4-Dioxane	112		124		56-162	10		20

Surrogate	LCS %Recovery	Qual	LCSD %Recovery	Qual	Acceptance Criteria
1,2-Dichloroethane-d4	94		94		70-130
Toluene-d8	99		99		70-130
4-Bromofluorobenzene	102		100		70-130
Dibromofluoromethane	101		104		70-130

SEMIVOLATILES

Project Name: TROY MILLS LANDFILL SUPERFUND **Lab Number:** L2017301

Project Number: 04.0190987.09 **Report Date:** 05/04/20

SAMPLE RESULTS

Lab ID: L2017301-02
Client ID: TRY_MW-602B
Sample Location: TROY, NH

Date Collected: 04/24/20 13:00
Date Received: 04/27/20
Field Prep: Not Specified

Sample Depth:
Matrix: Water
Analytical Method: 1,8270D
Analytical Date: 04/30/20 02:47
Analyst: SZ

Extraction Method: EPA 3510C
Extraction Date: 04/28/20 09:25

Parameter	Result	Qualifier	Units	RL	MDL	Dilution Factor
Semivolatile Organics by GC/MS - Westborough Lab						
Benzidine	ND		ug/l	20	--	1
1,2,4-Trichlorobenzene	ND		ug/l	5.0	--	1
Bis(2-chloroethyl)ether	ND		ug/l	2.0	--	1
1,2-Dichlorobenzene	ND		ug/l	2.0	--	1
1,3-Dichlorobenzene	ND		ug/l	2.0	--	1
1,4-Dichlorobenzene	ND		ug/l	2.0	--	1
3,3'-Dichlorobenzidine	ND		ug/l	5.0	--	1
2,4-Dinitrotoluene	ND		ug/l	5.0	--	1
2,6-Dinitrotoluene	ND		ug/l	5.0	--	1
Azobenzene	ND		ug/l	2.0	--	1
4-Chlorophenyl phenyl ether	ND		ug/l	2.0	--	1
4-Bromophenyl phenyl ether	ND		ug/l	2.0	--	1
Bis(2-chloroisopropyl)ether	ND		ug/l	2.0	--	1
Bis(2-chloroethoxy)methane	ND		ug/l	5.0	--	1
Hexachlorocyclopentadiene	ND		ug/l	20	--	1
Isophorone	ND		ug/l	5.0	--	1
Nitrobenzene	ND		ug/l	2.0	--	1
NDPA/DPA	ND		ug/l	2.0	--	1
n-Nitrosodi-n-propylamine	ND		ug/l	5.0	--	1
Bis(2-ethylhexyl)phthalate	ND		ug/l	3.0	--	1
Butyl benzyl phthalate	ND		ug/l	5.0	--	1
Di-n-butylphthalate	ND		ug/l	5.0	--	1
Di-n-octylphthalate	ND		ug/l	5.0	--	1
Diethyl phthalate	ND		ug/l	5.0	--	1
Dimethyl phthalate	ND		ug/l	5.0	--	1
Biphenyl	ND		ug/l	2.0	--	1
Aniline	ND		ug/l	2.0	--	1
4-Chloroaniline	ND		ug/l	5.0	--	1

Project Name: TROY MILLS LANDFILL SUPERFUND **Lab Number:** L2017301

Project Number: 04.0190987.09 **Report Date:** 05/04/20

SAMPLE RESULTS

Lab ID: L2017301-02 Date Collected: 04/24/20 13:00

Client ID: TRY_MW-602B Date Received: 04/27/20

Sample Location: TROY, NH Field Prep: Not Specified

Sample Depth:

Parameter	Result	Qualifier	Units	RL	MDL	Dilution Factor
Semivolatile Organics by GC/MS - Westborough Lab						
2-Nitroaniline	ND		ug/l	5.0	--	1
3-Nitroaniline	ND		ug/l	5.0	--	1
4-Nitroaniline	ND		ug/l	5.0	--	1
Dibenzofuran	ND		ug/l	2.0	--	1
n-Nitrosodimethylamine	ND		ug/l	2.0	--	1
2,4,6-Trichlorophenol	ND		ug/l	5.0	--	1
p-Chloro-m-cresol	ND		ug/l	2.0	--	1
2-Chlorophenol	ND		ug/l	2.0	--	1
2,4-Dichlorophenol	ND		ug/l	5.0	--	1
2,4-Dimethylphenol	ND		ug/l	5.0	--	1
2-Nitrophenol	ND		ug/l	10	--	1
4-Nitrophenol	ND		ug/l	10	--	1
2,4-Dinitrophenol	ND		ug/l	20	--	1
4,6-Dinitro-o-cresol	ND		ug/l	10	--	1
Phenol	ND		ug/l	5.0	--	1
2-Methylphenol	ND		ug/l	5.0	--	1
3-Methylphenol/4-Methylphenol	ND		ug/l	5.0	--	1
2,4,5-Trichlorophenol	ND		ug/l	5.0	--	1
Benzoic Acid	ND		ug/l	50	--	1
Benzyl Alcohol	ND		ug/l	2.0	--	1
Carbazole	ND		ug/l	2.0	--	1
Pyridine	ND		ug/l	3.5	--	1

Surrogate	% Recovery	Qualifier	Acceptance Criteria
2-Fluorophenol	48		21-120
Phenol-d6	45		10-120
Nitrobenzene-d5	77		23-120
2-Fluorobiphenyl	74		15-120
2,4,6-Tribromophenol	33		10-120
4-Terphenyl-d14	86		41-149

Project Name: TROY MILLS LANDFILL SUPERFUND **Lab Number:** L2017301

Project Number: 04.0190987.09 **Report Date:** 05/04/20

SAMPLE RESULTS

Lab ID: L2017301-02
Client ID: TRY_MW-602B
Sample Location: TROY, NH

Date Collected: 04/24/20 13:00
Date Received: 04/27/20
Field Prep: Not Specified

Sample Depth:
Matrix: Water
Analytical Method: 1,8270D-SIM
Analytical Date: 05/01/20 15:28
Analyst: ALS

Extraction Method: EPA 3510C
Extraction Date: 04/28/20 09:27

Parameter	Result	Qualifier	Units	RL	MDL	Dilution Factor
Semivolatile Organics by GC/MS-SIM - Westborough Lab						
Acenaphthene	ND		ug/l	0.10	--	1
2-Chloronaphthalene	ND		ug/l	0.20	--	1
Fluoranthene	ND		ug/l	0.10	--	1
Hexachlorobutadiene	ND		ug/l	0.50	--	1
Naphthalene	ND		ug/l	0.10	--	1
Benzo(a)anthracene	ND		ug/l	0.10	--	1
Benzo(a)pyrene	ND		ug/l	0.10	--	1
Benzo(b)fluoranthene	ND		ug/l	0.10	--	1
Benzo(k)fluoranthene	ND		ug/l	0.10	--	1
Chrysene	ND		ug/l	0.10	--	1
Acenaphthylene	ND		ug/l	0.10	--	1
Anthracene	ND		ug/l	0.10	--	1
Benzo(ghi)perylene	ND		ug/l	0.10	--	1
Fluorene	ND		ug/l	0.10	--	1
Phenanthrene	ND		ug/l	0.10	--	1
Dibenzo(a,h)anthracene	ND		ug/l	0.10	--	1
Indeno(1,2,3-cd)pyrene	ND		ug/l	0.10	--	1
Pyrene	ND		ug/l	0.10	--	1
1-Methylnaphthalene	ND		ug/l	0.10	--	1
2-Methylnaphthalene	ND		ug/l	0.10	--	1
Pentachlorophenol	ND		ug/l	0.80	--	1
Hexachlorobenzene	ND		ug/l	0.80	--	1
Hexachloroethane	ND		ug/l	0.80	--	1

Project Name: TROY MILLS LANDFILL SUPERFUND **Lab Number:** L2017301

Project Number: 04.0190987.09 **Report Date:** 05/04/20

SAMPLE RESULTS

Lab ID: L2017301-02 Date Collected: 04/24/20 13:00

Client ID: TRY_MW-602B Date Received: 04/27/20

Sample Location: TROY, NH Field Prep: Not Specified

Sample Depth:

Parameter	Result	Qualifier	Units	RL	MDL	Dilution Factor
Semivolatile Organics by GC/MS-SIM - Westborough Lab						

Surrogate	% Recovery	Qualifier	Acceptance Criteria
2-Fluorophenol	40		21-120
Phenol-d6	42		10-120
Nitrobenzene-d5	71		23-120
2-Fluorobiphenyl	69		15-120
2,4,6-Tribromophenol	44		10-120
4-Terphenyl-d14	87		41-149

Project Name: TROY MILLS LANDFILL SUPERFUND
Lab Number: L2017301
Project Number: 04.0190987.09
Report Date: 05/04/20

SAMPLE RESULTS

Lab ID: L2017301-02
Client ID: TRY_MW-602B
Sample Location: TROY, NH

Date Collected: 04/24/20 13:00
Date Received: 04/27/20
Field Prep: Not Specified

Sample Depth:
Matrix: Water
Analytical Method: 1,8270D-SIM
Analytical Date: 05/02/20 00:35
Analyst: PS

Extraction Method: EPA 3510C
Extraction Date: 04/28/20 20:00

Parameter	Result	Qualifier	Units	RL	MDL	Dilution Factor
1,4 Dioxane by 8270D-SIM - Mansfield Lab						
1,4-Dioxane	ND		ug/l	0.134	--	1

Surrogate	% Recovery	Qualifier	Acceptance Criteria
1,4-Dioxane-d8	72		15-110

Project Name: TROY MILLS LANDFILL SUPERFUND **Lab Number:** L2017301

Project Number: 04.0190987.09 **Report Date:** 05/04/20

SAMPLE RESULTS

Lab ID: L2017301-03
Client ID: TRY_M-1
Sample Location: TROY, NH

Date Collected: 04/24/20 09:55
Date Received: 04/27/20
Field Prep: Not Specified

Sample Depth:
Matrix: Water
Analytical Method: 1,8270D
Analytical Date: 04/30/20 03:11
Analyst: SZ

Extraction Method: EPA 3510C
Extraction Date: 04/28/20 08:37

Parameter	Result	Qualifier	Units	RL	MDL	Dilution Factor
Semivolatile Organics by GC/MS - Westborough Lab						
Benzidine	ND		ug/l	20	--	1
1,2,4-Trichlorobenzene	ND		ug/l	5.0	--	1
Bis(2-chloroethyl)ether	ND		ug/l	2.0	--	1
1,2-Dichlorobenzene	ND		ug/l	2.0	--	1
1,3-Dichlorobenzene	ND		ug/l	2.0	--	1
1,4-Dichlorobenzene	ND		ug/l	2.0	--	1
3,3'-Dichlorobenzidine	ND		ug/l	5.0	--	1
2,4-Dinitrotoluene	ND		ug/l	5.0	--	1
2,6-Dinitrotoluene	ND		ug/l	5.0	--	1
Azobenzene	ND		ug/l	2.0	--	1
4-Chlorophenyl phenyl ether	ND		ug/l	2.0	--	1
4-Bromophenyl phenyl ether	ND		ug/l	2.0	--	1
Bis(2-chloroisopropyl)ether	ND		ug/l	2.0	--	1
Bis(2-chloroethoxy)methane	ND		ug/l	5.0	--	1
Hexachlorocyclopentadiene	ND		ug/l	20	--	1
Isophorone	ND		ug/l	5.0	--	1
Nitrobenzene	ND		ug/l	2.0	--	1
NDPA/DPA	ND		ug/l	2.0	--	1
n-Nitrosodi-n-propylamine	ND		ug/l	5.0	--	1
Bis(2-ethylhexyl)phthalate	3.6		ug/l	3.0	--	1
Butyl benzyl phthalate	ND		ug/l	5.0	--	1
Di-n-butylphthalate	ND		ug/l	5.0	--	1
Di-n-octylphthalate	ND		ug/l	5.0	--	1
Diethyl phthalate	ND		ug/l	5.0	--	1
Dimethyl phthalate	ND		ug/l	5.0	--	1
Biphenyl	ND		ug/l	2.0	--	1
Aniline	ND		ug/l	2.0	--	1
4-Chloroaniline	ND		ug/l	5.0	--	1

Project Name: TROY MILLS LANDFILL SUPERFUND **Lab Number:** L2017301

Project Number: 04.0190987.09 **Report Date:** 05/04/20

SAMPLE RESULTS

Lab ID: L2017301-03 Date Collected: 04/24/20 09:55

Client ID: TRY_M-1 Date Received: 04/27/20

Sample Location: TROY, NH Field Prep: Not Specified

Sample Depth:

Parameter	Result	Qualifier	Units	RL	MDL	Dilution Factor
Semivolatile Organics by GC/MS - Westborough Lab						
2-Nitroaniline	ND		ug/l	5.0	--	1
3-Nitroaniline	ND		ug/l	5.0	--	1
4-Nitroaniline	ND		ug/l	5.0	--	1
Dibenzofuran	ND		ug/l	2.0	--	1
n-Nitrosodimethylamine	ND		ug/l	2.0	--	1
2,4,6-Trichlorophenol	ND		ug/l	5.0	--	1
p-Chloro-m-cresol	ND		ug/l	2.0	--	1
2-Chlorophenol	ND		ug/l	2.0	--	1
2,4-Dichlorophenol	ND		ug/l	5.0	--	1
2,4-Dimethylphenol	ND		ug/l	5.0	--	1
2-Nitrophenol	ND		ug/l	10	--	1
4-Nitrophenol	ND		ug/l	10	--	1
2,4-Dinitrophenol	ND		ug/l	20	--	1
4,6-Dinitro-o-cresol	ND		ug/l	10	--	1
Phenol	ND		ug/l	5.0	--	1
2-Methylphenol	ND		ug/l	5.0	--	1
3-Methylphenol/4-Methylphenol	ND		ug/l	5.0	--	1
2,4,5-Trichlorophenol	ND		ug/l	5.0	--	1
Benzoic Acid	ND		ug/l	50	--	1
Benzyl Alcohol	ND		ug/l	2.0	--	1
Carbazole	ND		ug/l	2.0	--	1
Pyridine	ND		ug/l	3.5	--	1

Surrogate	% Recovery	Qualifier	Acceptance Criteria
2-Fluorophenol	54		21-120
Phenol-d6	55		10-120
Nitrobenzene-d5	100		23-120
2-Fluorobiphenyl	88		15-120
2,4,6-Tribromophenol	31		10-120
4-Terphenyl-d14	106		41-149

Project Name: TROY MILLS LANDFILL SUPERFUND **Lab Number:** L2017301

Project Number: 04.0190987.09 **Report Date:** 05/04/20

SAMPLE RESULTS

Lab ID: L2017301-03
Client ID: TRY_M-1
Sample Location: TROY, NH

Date Collected: 04/24/20 09:55
Date Received: 04/27/20
Field Prep: Not Specified

Sample Depth:
Matrix: Water
Analytical Method: 1,8270D-SIM
Analytical Date: 05/01/20 15:44
Analyst: ALS

Extraction Method: EPA 3510C
Extraction Date: 04/28/20 08:37

Parameter	Result	Qualifier	Units	RL	MDL	Dilution Factor
Semivolatile Organics by GC/MS-SIM - Westborough Lab						
Acenaphthene	ND		ug/l	0.10	--	1
2-Chloronaphthalene	ND		ug/l	0.20	--	1
Fluoranthene	ND		ug/l	0.10	--	1
Hexachlorobutadiene	ND		ug/l	0.50	--	1
Naphthalene	0.20		ug/l	0.10	--	1
Benzo(a)anthracene	ND		ug/l	0.10	--	1
Benzo(a)pyrene	ND		ug/l	0.10	--	1
Benzo(b)fluoranthene	ND		ug/l	0.10	--	1
Benzo(k)fluoranthene	ND		ug/l	0.10	--	1
Chrysene	ND		ug/l	0.10	--	1
Acenaphthylene	ND		ug/l	0.10	--	1
Anthracene	ND		ug/l	0.10	--	1
Benzo(ghi)perylene	ND		ug/l	0.10	--	1
Fluorene	ND		ug/l	0.10	--	1
Phenanthrene	ND		ug/l	0.10	--	1
Dibenzo(a,h)anthracene	ND		ug/l	0.10	--	1
Indeno(1,2,3-cd)pyrene	ND		ug/l	0.10	--	1
Pyrene	ND		ug/l	0.10	--	1
1-Methylnaphthalene	ND		ug/l	0.10	--	1
2-Methylnaphthalene	ND		ug/l	0.10	--	1
Pentachlorophenol	ND		ug/l	0.80	--	1
Hexachlorobenzene	ND		ug/l	0.80	--	1
Hexachloroethane	ND		ug/l	0.80	--	1

Project Name: TROY MILLS LANDFILL SUPERFUND **Lab Number:** L2017301

Project Number: 04.0190987.09 **Report Date:** 05/04/20

SAMPLE RESULTS

Lab ID: L2017301-03 Date Collected: 04/24/20 09:55

Client ID: TRY_M-1 Date Received: 04/27/20

Sample Location: TROY, NH Field Prep: Not Specified

Sample Depth:

Parameter	Result	Qualifier	Units	RL	MDL	Dilution Factor
Semivolatile Organics by GC/MS-SIM - Westborough Lab						

Surrogate	% Recovery	Qualifier	Acceptance Criteria
2-Fluorophenol	49		21-120
Phenol-d6	57		10-120
Nitrobenzene-d5	99		23-120
2-Fluorobiphenyl	92		15-120
2,4,6-Tribromophenol	43		10-120
4-Terphenyl-d14	117		41-149

Project Name: TROY MILLS LANDFILL SUPERFUND
Lab Number: L2017301
Project Number: 04.0190987.09
Report Date: 05/04/20

SAMPLE RESULTS

Lab ID: L2017301-03
Client ID: TRY_M-1
Sample Location: TROY, NH

Date Collected: 04/24/20 09:55
Date Received: 04/27/20
Field Prep: Not Specified

Sample Depth:
Matrix: Water
Analytical Method: 1,8270D-SIM
Analytical Date: 05/02/20 01:04
Analyst: PS

Extraction Method: EPA 3510C
Extraction Date: 04/28/20 20:00

Parameter	Result	Qualifier	Units	RL	MDL	Dilution Factor
1,4 Dioxane by 8270D-SIM - Mansfield Lab						
1,4-Dioxane	ND		ug/l	0.134	--	1

Surrogate	% Recovery	Qualifier	Acceptance Criteria
1,4-Dioxane-d8	78		15-110

Project Name: TROY MILLS LANDFILL SUPERFUND **Lab Number:** L2017301

Project Number: 04.0190987.09 **Report Date:** 05/04/20

SAMPLE RESULTS

Lab ID: L2017301-04
Client ID: TRY_MW-202P
Sample Location: TROY, NH

Date Collected: 04/24/20 11:50
Date Received: 04/27/20
Field Prep: Not Specified

Sample Depth:
Matrix: Water
Analytical Method: 1,8270D
Analytical Date: 04/30/20 03:34
Analyst: SZ

Extraction Method: EPA 3510C
Extraction Date: 04/28/20 08:37

Parameter	Result	Qualifier	Units	RL	MDL	Dilution Factor
Semivolatile Organics by GC/MS - Westborough Lab						
Benzidine	ND		ug/l	20	--	1
1,2,4-Trichlorobenzene	ND		ug/l	5.0	--	1
Bis(2-chloroethyl)ether	ND		ug/l	2.0	--	1
1,2-Dichlorobenzene	ND		ug/l	2.0	--	1
1,3-Dichlorobenzene	ND		ug/l	2.0	--	1
1,4-Dichlorobenzene	ND		ug/l	2.0	--	1
3,3'-Dichlorobenzidine	ND		ug/l	5.0	--	1
2,4-Dinitrotoluene	ND		ug/l	5.0	--	1
2,6-Dinitrotoluene	ND		ug/l	5.0	--	1
Azobenzene	ND		ug/l	2.0	--	1
4-Chlorophenyl phenyl ether	ND		ug/l	2.0	--	1
4-Bromophenyl phenyl ether	ND		ug/l	2.0	--	1
Bis(2-chloroisopropyl)ether	ND		ug/l	2.0	--	1
Bis(2-chloroethoxy)methane	ND		ug/l	5.0	--	1
Hexachlorocyclopentadiene	ND		ug/l	20	--	1
Isophorone	ND		ug/l	5.0	--	1
Nitrobenzene	ND		ug/l	2.0	--	1
NDPA/DPA	ND		ug/l	2.0	--	1
n-Nitrosodi-n-propylamine	ND		ug/l	5.0	--	1
Bis(2-ethylhexyl)phthalate	ND		ug/l	3.0	--	1
Butyl benzyl phthalate	ND		ug/l	5.0	--	1
Di-n-butylphthalate	ND		ug/l	5.0	--	1
Di-n-octylphthalate	ND		ug/l	5.0	--	1
Diethyl phthalate	ND		ug/l	5.0	--	1
Dimethyl phthalate	ND		ug/l	5.0	--	1
Biphenyl	ND		ug/l	2.0	--	1
Aniline	ND		ug/l	2.0	--	1
4-Chloroaniline	ND		ug/l	5.0	--	1

Project Name: TROY MILLS LANDFILL SUPERFUND **Lab Number:** L2017301

Project Number: 04.0190987.09 **Report Date:** 05/04/20

SAMPLE RESULTS

Lab ID: L2017301-04 Date Collected: 04/24/20 11:50

Client ID: TRY_MW-202P Date Received: 04/27/20

Sample Location: TROY, NH Field Prep: Not Specified

Sample Depth:

Parameter	Result	Qualifier	Units	RL	MDL	Dilution Factor
Semivolatile Organics by GC/MS - Westborough Lab						
2-Nitroaniline	ND		ug/l	5.0	--	1
3-Nitroaniline	ND		ug/l	5.0	--	1
4-Nitroaniline	ND		ug/l	5.0	--	1
Dibenzofuran	ND		ug/l	2.0	--	1
n-Nitrosodimethylamine	ND		ug/l	2.0	--	1
2,4,6-Trichlorophenol	ND		ug/l	5.0	--	1
p-Chloro-m-cresol	ND		ug/l	2.0	--	1
2-Chlorophenol	ND		ug/l	2.0	--	1
2,4-Dichlorophenol	ND		ug/l	5.0	--	1
2,4-Dimethylphenol	ND		ug/l	5.0	--	1
2-Nitrophenol	ND		ug/l	10	--	1
4-Nitrophenol	ND		ug/l	10	--	1
2,4-Dinitrophenol	ND		ug/l	20	--	1
4,6-Dinitro-o-cresol	ND		ug/l	10	--	1
Phenol	ND		ug/l	5.0	--	1
2-Methylphenol	ND		ug/l	5.0	--	1
3-Methylphenol/4-Methylphenol	ND		ug/l	5.0	--	1
2,4,5-Trichlorophenol	ND		ug/l	5.0	--	1
Benzoic Acid	ND		ug/l	50	--	1
Benzyl Alcohol	ND		ug/l	2.0	--	1
Carbazole	ND		ug/l	2.0	--	1
Pyridine	ND		ug/l	3.5	--	1

Surrogate	% Recovery	Qualifier	Acceptance Criteria
2-Fluorophenol	46		21-120
Phenol-d6	49		10-120
Nitrobenzene-d5	82		23-120
2-Fluorobiphenyl	75		15-120
2,4,6-Tribromophenol	25		10-120
4-Terphenyl-d14	91		41-149

Project Name: TROY MILLS LANDFILL SUPERFUND **Lab Number:** L2017301

Project Number: 04.0190987.09 **Report Date:** 05/04/20

SAMPLE RESULTS

Lab ID: L2017301-04
Client ID: TRY_MW-202P
Sample Location: TROY, NH

Date Collected: 04/24/20 11:50
Date Received: 04/27/20
Field Prep: Not Specified

Sample Depth:
Matrix: Water
Analytical Method: 1,8270D-SIM
Analytical Date: 05/01/20 16:01
Analyst: ALS

Extraction Method: EPA 3510C
Extraction Date: 04/28/20 08:37

Parameter	Result	Qualifier	Units	RL	MDL	Dilution Factor
Semivolatile Organics by GC/MS-SIM - Westborough Lab						
Acenaphthene	ND		ug/l	0.10	--	1
2-Chloronaphthalene	ND		ug/l	0.20	--	1
Fluoranthene	ND		ug/l	0.10	--	1
Hexachlorobutadiene	ND		ug/l	0.50	--	1
Naphthalene	ND		ug/l	0.10	--	1
Benzo(a)anthracene	ND		ug/l	0.10	--	1
Benzo(a)pyrene	ND		ug/l	0.10	--	1
Benzo(b)fluoranthene	ND		ug/l	0.10	--	1
Benzo(k)fluoranthene	ND		ug/l	0.10	--	1
Chrysene	ND		ug/l	0.10	--	1
Acenaphthylene	ND		ug/l	0.10	--	1
Anthracene	ND		ug/l	0.10	--	1
Benzo(ghi)perylene	ND		ug/l	0.10	--	1
Fluorene	ND		ug/l	0.10	--	1
Phenanthrene	ND		ug/l	0.10	--	1
Dibenzo(a,h)anthracene	ND		ug/l	0.10	--	1
Indeno(1,2,3-cd)pyrene	ND		ug/l	0.10	--	1
Pyrene	ND		ug/l	0.10	--	1
1-Methylnaphthalene	ND		ug/l	0.10	--	1
2-Methylnaphthalene	ND		ug/l	0.10	--	1
Pentachlorophenol	ND		ug/l	0.80	--	1
Hexachlorobenzene	ND		ug/l	0.80	--	1
Hexachloroethane	ND		ug/l	0.80	--	1

Project Name: TROY MILLS LANDFILL SUPERFUND **Lab Number:** L2017301

Project Number: 04.0190987.09 **Report Date:** 05/04/20

SAMPLE RESULTS

Lab ID: L2017301-04 Date Collected: 04/24/20 11:50

Client ID: TRY_MW-202P Date Received: 04/27/20

Sample Location: TROY, NH Field Prep: Not Specified

Sample Depth:

Parameter	Result	Qualifier	Units	RL	MDL	Dilution Factor
Semivolatile Organics by GC/MS-SIM - Westborough Lab						

Surrogate	% Recovery	Qualifier	Acceptance Criteria
2-Fluorophenol	34		21-120
Phenol-d6	44		10-120
Nitrobenzene-d5	76		23-120
2-Fluorobiphenyl	74		15-120
2,4,6-Tribromophenol	27		10-120
4-Terphenyl-d14	95		41-149

Project Name: TROY MILLS LANDFILL SUPERFUND
Lab Number: L2017301
Project Number: 04.0190987.09
Report Date: 05/04/20

SAMPLE RESULTS

Lab ID: L2017301-04
Client ID: TRY_MW-202P
Sample Location: TROY, NH

Date Collected: 04/24/20 11:50
Date Received: 04/27/20
Field Prep: Not Specified

Sample Depth:
Matrix: Water
Analytical Method: 1,8270D-SIM
Analytical Date: 05/02/20 01:32
Analyst: PS

Extraction Method: EPA 3510C
Extraction Date: 04/28/20 20:00

Parameter	Result	Qualifier	Units	RL	MDL	Dilution Factor
1,4 Dioxane by 8270D-SIM - Mansfield Lab						
1,4-Dioxane	0.369		ug/l	0.150	--	1

Surrogate	% Recovery	Qualifier	Acceptance Criteria
1,4-Dioxane-d8	91		15-110

Project Name: TROY MILLS LANDFILL SUPERFUND **Lab Number:** L2017301

Project Number: 04.0190987.09 **Report Date:** 05/04/20

Method Blank Analysis
Batch Quality Control

Analytical Method: 1,8270D
Analytical Date: 04/28/20 12:12
Analyst: SZ

Extraction Method: EPA 3510C
Extraction Date: 04/27/20 16:50

Parameter	Result	Qualifier	Units	RL	MDL
Semivolatile Organics by GC/MS - Westborough Lab for sample(s): 02-04 Batch: WG1364995-1					
Acenaphthene	ND		ug/l	2.0	--
Benzidine	ND		ug/l	20	--
1,2,4-Trichlorobenzene	ND		ug/l	5.0	--
Hexachlorobenzene	ND		ug/l	2.0	--
Bis(2-chloroethyl)ether	ND		ug/l	2.0	--
2-Chloronaphthalene	ND		ug/l	2.0	--
1,2-Dichlorobenzene	ND		ug/l	2.0	--
1,3-Dichlorobenzene	ND		ug/l	2.0	--
1,4-Dichlorobenzene	ND		ug/l	2.0	--
3,3'-Dichlorobenzidine	ND		ug/l	5.0	--
2,4-Dinitrotoluene	ND		ug/l	5.0	--
2,6-Dinitrotoluene	ND		ug/l	5.0	--
Azobenzene	ND		ug/l	2.0	--
Fluoranthene	ND		ug/l	2.0	--
4-Chlorophenyl phenyl ether	ND		ug/l	2.0	--
4-Bromophenyl phenyl ether	ND		ug/l	2.0	--
Bis(2-chloroisopropyl)ether	ND		ug/l	2.0	--
Bis(2-chloroethoxy)methane	ND		ug/l	5.0	--
Hexachlorobutadiene	ND		ug/l	2.0	--
Hexachlorocyclopentadiene	ND		ug/l	20	--
Hexachloroethane	ND		ug/l	2.0	--
Isophorone	ND		ug/l	5.0	--
Naphthalene	ND		ug/l	2.0	--
Nitrobenzene	ND		ug/l	2.0	--
NDPA/DPA	ND		ug/l	2.0	--
n-Nitrosodi-n-propylamine	ND		ug/l	5.0	--
Bis(2-ethylhexyl)phthalate	ND		ug/l	3.0	--
Butyl benzyl phthalate	ND		ug/l	5.0	--
Di-n-butylphthalate	ND		ug/l	5.0	--

Project Name: TROY MILLS LANDFILL SUPERFUND **Lab Number:** L2017301

Project Number: 04.0190987.09 **Report Date:** 05/04/20

Method Blank Analysis
Batch Quality Control

Analytical Method: 1,8270D
Analytical Date: 04/28/20 12:12
Analyst: SZ

Extraction Method: EPA 3510C
Extraction Date: 04/27/20 16:50

Parameter	Result	Qualifier	Units	RL	MDL
Semivolatile Organics by GC/MS - Westborough Lab for sample(s): 02-04 Batch: WG1364995-1					
Di-n-octylphthalate	ND		ug/l	5.0	--
Diethyl phthalate	ND		ug/l	5.0	--
Dimethyl phthalate	ND		ug/l	5.0	--
Benzo(a)anthracene	ND		ug/l	2.0	--
Benzo(a)pyrene	ND		ug/l	2.0	--
Benzo(b)fluoranthene	ND		ug/l	2.0	--
Benzo(k)fluoranthene	ND		ug/l	2.0	--
Chrysene	ND		ug/l	2.0	--
Acenaphthylene	ND		ug/l	2.0	--
Anthracene	ND		ug/l	2.0	--
Benzo(ghi)perylene	ND		ug/l	2.0	--
Fluorene	ND		ug/l	2.0	--
Phenanthrene	ND		ug/l	2.0	--
Dibenzo(a,h)anthracene	ND		ug/l	2.0	--
Indeno(1,2,3-cd)pyrene	ND		ug/l	2.0	--
Pyrene	ND		ug/l	2.0	--
Biphenyl	ND		ug/l	2.0	--
Aniline	ND		ug/l	2.0	--
4-Chloroaniline	ND		ug/l	5.0	--
1-Methylnaphthalene	ND		ug/l	2.0	--
2-Nitroaniline	ND		ug/l	5.0	--
3-Nitroaniline	ND		ug/l	5.0	--
4-Nitroaniline	ND		ug/l	5.0	--
Dibenzofuran	ND		ug/l	2.0	--
2-Methylnaphthalene	ND		ug/l	2.0	--
n-Nitrosodimethylamine	ND		ug/l	2.0	--
2,4,6-Trichlorophenol	ND		ug/l	5.0	--
p-Chloro-m-cresol	ND		ug/l	2.0	--
2-Chlorophenol	ND		ug/l	2.0	--

Project Name: TROY MILLS LANDFILL SUPERFUND **Lab Number:** L2017301

Project Number: 04.0190987.09 **Report Date:** 05/04/20

Method Blank Analysis
Batch Quality Control

Analytical Method: 1,8270D
Analytical Date: 04/28/20 12:12
Analyst: SZ

Extraction Method: EPA 3510C
Extraction Date: 04/27/20 16:50

Parameter	Result	Qualifier	Units	RL	MDL
Semivolatile Organics by GC/MS - Westborough Lab for sample(s): 02-04 Batch: WG1364995-1					
2,4-Dichlorophenol	ND		ug/l	5.0	--
2,4-Dimethylphenol	ND		ug/l	5.0	--
2-Nitrophenol	ND		ug/l	10	--
4-Nitrophenol	ND		ug/l	10	--
2,4-Dinitrophenol	ND		ug/l	20	--
4,6-Dinitro-o-cresol	ND		ug/l	10	--
Pentachlorophenol	ND		ug/l	10	--
Phenol	ND		ug/l	5.0	--
2-Methylphenol	ND		ug/l	5.0	--
3-Methylphenol/4-Methylphenol	ND		ug/l	5.0	--
2,4,5-Trichlorophenol	ND		ug/l	5.0	--
Benzoic Acid	ND		ug/l	50	--
Benzyl Alcohol	ND		ug/l	2.0	--
Carbazole	ND		ug/l	2.0	--
Pyridine	ND		ug/l	3.5	--

Surrogate	%Recovery	Qualifier	Acceptance Criteria
2-Fluorophenol	54		21-120
Phenol-d6	42		10-120
Nitrobenzene-d5	49		23-120
2-Fluorobiphenyl	58		15-120
2,4,6-Tribromophenol	58		10-120
4-Terphenyl-d14	77		41-149

Project Name: TROY MILLS LANDFILL SUPERFUND **Lab Number:** L2017301

Project Number: 04.0190987.09 **Report Date:** 05/04/20

Method Blank Analysis
Batch Quality Control

Analytical Method: 1,8270D-SIM
Analytical Date: 04/28/20 17:19
Analyst: ALS

Extraction Method: EPA 3510C
Extraction Date: 04/27/20 17:15

Parameter	Result	Qualifier	Units	RL	MDL
Semivolatile Organics by GC/MS-SIM - Westborough Lab for sample(s): 02-04 Batch: WG1365000-1					
Acenaphthene	ND		ug/l	0.10	--
2-Chloronaphthalene	ND		ug/l	0.20	--
Fluoranthene	ND		ug/l	0.10	--
Hexachlorobutadiene	ND		ug/l	0.50	--
Naphthalene	ND		ug/l	0.10	--
Benzo(a)anthracene	ND		ug/l	0.10	--
Benzo(a)pyrene	ND		ug/l	0.10	--
Benzo(b)fluoranthene	ND		ug/l	0.10	--
Benzo(k)fluoranthene	ND		ug/l	0.10	--
Chrysene	ND		ug/l	0.10	--
Acenaphthylene	ND		ug/l	0.10	--
Anthracene	ND		ug/l	0.10	--
Benzo(ghi)perylene	ND		ug/l	0.10	--
Fluorene	ND		ug/l	0.10	--
Phenanthrene	ND		ug/l	0.10	--
Dibenzo(a,h)anthracene	ND		ug/l	0.10	--
Indeno(1,2,3-cd)pyrene	ND		ug/l	0.10	--
Pyrene	ND		ug/l	0.10	--
1-Methylnaphthalene	ND		ug/l	0.10	--
2-Methylnaphthalene	ND		ug/l	0.10	--
Pentachlorophenol	ND		ug/l	0.80	--
Hexachlorobenzene	ND		ug/l	0.80	--
Hexachloroethane	ND		ug/l	0.80	--

Project Name: TROY MILLS LANDFILL SUPERFUND
Project Number: 04.0190987.09
Lab Number: L2017301
Report Date: 05/04/20

Method Blank Analysis
Batch Quality Control

Analytical Method: 1,8270D-SIM
Analytical Date: 04/28/20 17:19
Analyst: ALS

Extraction Method: EPA 3510C
Extraction Date: 04/27/20 17:15

Parameter	Result	Qualifier	Units	RL	MDL
Semivolatile Organics by GC/MS-SIM - Westborough Lab for sample(s): 02-04 Batch: WG1365000-1					

Surrogate	%Recovery	Qualifier	Acceptance Criteria
2-Fluorophenol	56		21-120
Phenol-d6	45		10-120
Nitrobenzene-d5	80		23-120
2-Fluorobiphenyl	72		15-120
2,4,6-Tribromophenol	87		10-120
4-Terphenyl-d14	102		41-149

Project Name: TROY MILLS LANDFILL SUPERFUND
Project Number: 04.0190987.09
Lab Number: L2017301
Report Date: 05/04/20

Method Blank Analysis
Batch Quality Control

Analytical Method: 1,8270D-SIM
Analytical Date: 05/01/20 21:53
Analyst: PS

Extraction Method: EPA 3510C
Extraction Date: 04/28/20 20:00

Parameter	Result	Qualifier	Units	RL	MDL
1,4 Dioxane by 8270D-SIM - Mansfield Lab for sample(s): 02-04 Batch: WG1365406-1					
1,4-Dioxane	ND		ug/l	0.150	--

Surrogate	%Recovery	Qualifier	Acceptance Criteria
1,4-Dioxane-d8	52		15-110

Lab Control Sample Analysis

Batch Quality Control

Project Name: TROY MILLS LANDFILL SUPERFUND

Project Number: 04.0190987.09

Lab Number: L2017301

Report Date: 05/04/20

Parameter	LCS %Recovery	Qual	LCSD %Recovery	Qual	%Recovery Limits	RPD	Qual	RPD Limits
Semivolatile Organics by GC/MS - Westborough Lab Associated sample(s): 02-04 Batch: WG1364995-2 WG1364995-3								
Acenaphthene	79		71		37-111	11		30
Benzidine	12		**4**	Q	10-75	**94**	Q	30
1,2,4-Trichlorobenzene	81		67		39-98	19		30
Hexachlorobenzene	91		84		40-140	8		30
Bis(2-chloroethyl)ether	82		68		40-140	19		30
2-Chloronaphthalene	78		70		40-140	11		30
1,2-Dichlorobenzene	79		67		40-140	16		30
1,3-Dichlorobenzene	77		66		40-140	15		30
1,4-Dichlorobenzene	76		65		36-97	16		30
3,3'-Dichlorobenzidine	76		70		40-140	8		30
2,4-Dinitrotoluene	86		78		48-143	10		30
2,6-Dinitrotoluene	90		81		40-140	11		30
Azobenzene	79		74		40-140	7		30
Fluoranthene	90		79		40-140	13		30
4-Chlorophenyl phenyl ether	84		76		40-140	10		30
4-Bromophenyl phenyl ether	89		82		40-140	8		30
Bis(2-chloroisopropyl)ether	97		81		40-140	18		30
Bis(2-chloroethoxy)methane	84		71		40-140	17		30
Hexachlorobutadiene	70		65		40-140	7		30
Hexachlorocyclopentadiene	68		64		40-140	6		30
Hexachloroethane	68		59		40-140	14		30
Isophorone	86		72		40-140	18		30
Naphthalene	74		68		40-140	8		30

Lab Control Sample Analysis

Batch Quality Control

Project Name: TROY MILLS LANDFILL SUPERFUND

Project Number: 04.0190987.09

Lab Number: L2017301

Report Date: 05/04/20

Parameter	LCS %Recovery	Qual	LCSD %Recovery	Qual	%Recovery Limits	RPD	Qual	RPD Limits
Semivolatile Organics by GC/MS - Westborough Lab Associated sample(s): 02-04 Batch: WG1364995-2 WG1364995-3								
Nitrobenzene	74		64		40-140	14		30
NDPA/DPA	85		80		40-140	6		30
n-Nitrosodi-n-propylamine	86		74		29-132	15		30
Bis(2-ethylhexyl)phthalate	83		77		40-140	8		30
Butyl benzyl phthalate	86		75		40-140	14		30
Di-n-butylphthalate	85		74		40-140	14		30
Di-n-octylphthalate	84		77		40-140	9		30
Diethyl phthalate	88		81		40-140	8		30
Dimethyl phthalate	87		79		40-140	10		30
Benzo(a)anthracene	79		73		40-140	8		30
Benzo(a)pyrene	73		67		40-140	9		30
Benzo(b)fluoranthene	84		74		40-140	13		30
Benzo(k)fluoranthene	88		83		40-140	6		30
Chrysene	80		74		40-140	8		30
Acenaphthylene	82		74		45-123	10		30
Anthracene	80		70		40-140	13		30
Benzo(ghi)perylene	86		79		40-140	8		30
Fluorene	81		78		40-140	4		30
Phenanthrene	75		68		40-140	10		30
Dibenzo(a,h)anthracene	86		77		40-140	11		30
Indeno(1,2,3-cd)pyrene	84		76		40-140	10		30
Pyrene	84		73		26-127	14		30
Biphenyl	80		73		40-140	9		30

Lab Control Sample Analysis

Batch Quality Control

Project Name: TROY MILLS LANDFILL SUPERFUND

Project Number: 04.0190987.09

Lab Number: L2017301

Report Date: 05/04/20

Parameter	LCS %Recovery	Qual	LCSD %Recovery	Qual	%Recovery Limits	RPD	Qual	RPD Limits
Semivolatile Organics by GC/MS - Westborough Lab Associated sample(s): 02-04 Batch: WG1364995-2 WG1364995-3								
Aniline	55		43		40-140	24		30
4-Chloroaniline	67		64		40-140	5		30
1-Methylnaphthalene	64		55		41-103	15		30
2-Nitroaniline	82		76		52-143	8		30
3-Nitroaniline	80		74		25-145	8		30
4-Nitroaniline	77		70		51-143	10		30
Dibenzofuran	77		74		40-140	4		30
2-Methylnaphthalene	77		70		40-140	10		30
n-Nitrosodimethylamine	60		52		22-74	14		30
2,4,6-Trichlorophenol	79		78		30-130	1		30
p-Chloro-m-cresol	79		72		23-97	9		30
2-Chlorophenol	80		66		27-123	19		30
2,4-Dichlorophenol	88		75		30-130	16		30
2,4-Dimethylphenol	62		48		30-130	25		30
2-Nitrophenol	82		69		30-130	17		30
4-Nitrophenol	67		69		10-80	3		30
2,4-Dinitrophenol	52		71		20-130	**31**	Q	30
4,6-Dinitro-o-cresol	82		87		20-164	6		30
Pentachlorophenol	72		83		9-103	14		30
Phenol	56		49		12-110	13		30
2-Methylphenol	80		66		30-130	19		30
3-Methylphenol/4-Methylphenol	87		73		30-130	18		30
2,4,5-Trichlorophenol	84		82		30-130	2		30

Lab Control Sample Analysis

Batch Quality Control

Project Name: TROY MILLS LANDFILL SUPERFUND

Project Number: 04.0190987.09

Lab Number: L2017301

Report Date: 05/04/20

Parameter	LCS %Recovery	Qual	LCSD %Recovery	Qual	%Recovery Limits	RPD	Qual	RPD Limits
Semivolatile Organics by GC/MS - Westborough Lab Associated sample(s): 02-04 Batch: WG1364995-2 WG1364995-3								
Benzoic Acid	**0**	Q	**0**	Q	10-164	NC		30
Benzyl Alcohol	63		56		26-116	12		30
Carbazole	83		75		55-144	10		30
Pyridine	43		30		10-66	**36**	Q	30

Surrogate	LCS %Recovery	Qual	LCSD %Recovery	Qual	Acceptance Criteria
2-Fluorophenol	66		61		21-120
Phenol-d6	55		49		10-120
Nitrobenzene-d5	60		51		23-120
2-Fluorobiphenyl	60		56		15-120
2,4,6-Tribromophenol	93		93		10-120
4-Terphenyl-d14	77		65		41-149

Lab Control Sample Analysis

Batch Quality Control

Project Name: TROY MILLS LANDFILL SUPERFUND

Project Number: 04.0190987.09

Lab Number: L2017301

Report Date: 05/04/20

Parameter	LCS %Recovery	Qual	LCSD %Recovery	Qual	%Recovery Limits	RPD	Qual	RPD Limits
Semivolatile Organics by GC/MS-SIM - Westborough Lab Associated sample(s): 02-04 Batch: WG1365000-2 WG1365000-3								
Acenaphthene	84		73		40-140	14		40
2-Chloronaphthalene	82		70		40-140	16		40
Fluoranthene	89		80		40-140	11		40
Hexachlorobutadiene	78		68		40-140	14		40
Naphthalene	79		68		40-140	15		40
Benzo(a)anthracene	91		82		40-140	10		40
Benzo(a)pyrene	94		85		40-140	10		40
Benzo(b)fluoranthene	94		90		40-140	4		40
Benzo(k)fluoranthene	95		87		40-140	9		40
Chrysene	85		81		40-140	5		40
Acenaphthylene	79		70		40-140	12		40
Anthracene	86		75		40-140	14		40
Benzo(ghi)perylene	89		82		40-140	8		40
Fluorene	86		76		40-140	12		40
Phenanthrene	84		74		40-140	13		40
Dibenzo(a,h)anthracene	96		89		40-140	8		40
Indeno(1,2,3-cd)pyrene	99		92		40-140	7		40
Pyrene	87		79		40-140	10		40
1-Methylnaphthalene	82		71		40-140	14		40
2-Methylnaphthalene	82		71		40-140	14		40
Pentachlorophenol	68		52		40-140	27		40
Hexachlorobenzene	91		78		40-140	15		40
Hexachloroethane	79		69		40-140	14		40

Lab Control Sample Analysis

Batch Quality Control

Project Name: TROY MILLS LANDFILL SUPERFUND

Project Number: 04.0190987.09

Lab Number: L2017301

Report Date: 05/04/20

Parameter	LCS %Recovery	Qual	LCSD %Recovery	Qual	%Recovery Limits	RPD	Qual	RPD Limits

Semivolatile Organics by GC/MS-SIM - Westborough Lab Associated sample(s): 02-04 Batch: WG1365000-2 WG1365000-3

Surrogate	LCS %Recovery	Qual	LCSD %Recovery	Qual	Acceptance Criteria
2-Fluorophenol	68		60		21-120
Phenol-d6	55		48		10-120
Nitrobenzene-d5	91		80		23-120
2-Fluorobiphenyl	98		71		15-120
2,4,6-Tribromophenol	98		92		10-120
4-Terphenyl-d14	105		100		41-149

Lab Control Sample Analysis

Batch Quality Control

Project Name: TROY MILLS LANDFILL SUPERFUND

Project Number: 04.0190987.09

Lab Number: L2017301

Report Date: 05/04/20

Parameter	LCS %Recovery	Qual	LCSD %Recovery	Qual	%Recovery Limits	RPD	Qual	RPD Limits
1,4 Dioxane by 8270D-SIM - Mansfield Lab	Associated sample(s): 02-04		Batch: WG1365406-2 WG1365406-3					
1,4-Dioxane	111		113		40-140	2		30

Surrogate	LCS %Recovery	Qual	LCSD %Recovery	Qual	Acceptance Criteria
1,4-Dioxane-d8	51		37		15-110

METALS

Project Name: TROY MILLS LANDFILL SUPERFUND
Lab Number: L2017301
Project Number: 04.0190987.09
Report Date: 05/04/20

SAMPLE RESULTS

Lab ID: L2017301-02
Client ID: TRY_MW-602B
Sample Location: TROY, NH
Date Collected: 04/24/20 13:00
Date Received: 04/27/20
Field Prep: Not Specified

Sample Depth:
Matrix: Water

Parameter	Result	Qualifier	Units	RL	MDL	Dilution Factor	Date Prepared	Date Analyzed	Prep Method	Analytical Method	Analyst
Total Metals - Mansfield Lab											
Arsenic, Total	0.00514		mg/l	0.00050	--	1	04/29/20 05:40	05/01/20 12:34	EPA 3005A	1,6020B	AM
Manganese, Total	7.457		mg/l	0.00100	--	1	04/29/20 05:40	05/01/20 12:34	EPA 3005A	1,6020B	AM

Project Name: TROY MILLS LANDFILL SUPERFUND
Lab Number: L2017301
Project Number: 04.0190987.09
Report Date: 05/04/20

SAMPLE RESULTS

Lab ID: L2017301-03
Client ID: TRY_M-1
Sample Location: TROY, NH
Date Collected: 04/24/20 09:55
Date Received: 04/27/20
Field Prep: Not Specified

Sample Depth:
Matrix: Water

Parameter	Result	Qualifier	Units	RL	MDL	Dilution Factor	Date Prepared	Date Analyzed	Prep Method	Analytical Method	Analyst
Total Metals - Mansfield Lab											
Arsenic, Total	ND		mg/l	0.00050	--	1	04/29/20 05:40	05/01/20 12:40	EPA 3005A	1,6020B	AM
Manganese, Total	0.1032		mg/l	0.00100	--	1	04/29/20 05:40	05/01/20 12:40	EPA 3005A	1,6020B	AM

Project Name: TROY MILLS LANDFILL SUPERFUND
Lab Number: L2017301
Project Number: 04.0190987.09
Report Date: 05/04/20

SAMPLE RESULTS

Lab ID: L2017301-04
Client ID: TRY_MW-202P
Sample Location: TROY, NH
Date Collected: 04/24/20 11:50
Date Received: 04/27/20
Field Prep: Not Specified

Sample Depth:
Matrix: Water

Parameter	Result	Qualifier	Units	RL	MDL	Dilution Factor	Date Prepared	Date Analyzed	Prep Method	Analytical Method	Analyst
Total Metals - Mansfield Lab											
Arsenic, Total	0.00057		mg/l	0.00050	--	1	04/29/20 05:40	05/01/20 14:31	EPA 3005A	1,6020B	AM
Manganese, Total	0.1713		mg/l	0.00100	--	1	04/29/20 05:40	05/01/20 14:31	EPA 3005A	1,6020B	AM

Project Name: TROY MILLS LANDFILL SUPERFUND **Lab Number:** L2017301

Project Number: 04.0190987.09 **Report Date:** 05/04/20

Method Blank Analysis
Batch Quality Control

Parameter	Result	Qualifier	Units	RL	MDL	Dilution Factor	Date Prepared	Date Analyzed	Analytical Method	Analyst
Total Metals - Mansfield Lab for sample(s): 02-04 Batch: WG1365245-1										
Arsenic, Total	ND		mg/l	0.00050	--	1	04/29/20 05:40	05/01/20 10:56	1,6020B	AM
Manganese, Total	ND		mg/l	0.00100	--	1	04/29/20 05:40	05/01/20 10:56	1,6020B	AM

Prep Information

Digestion Method: EPA 3005A

Lab Control Sample Analysis

Batch Quality Control

Project Name: TROY MILLS LANDFILL SUPERFUND

Project Number: 04.0190987.09

Lab Number: L2017301

Report Date: 05/04/20

Parameter	LCS %Recovery	Qual	LCSD %Recovery	Qual	%Recovery Limits	RPD	Qual	RPD Limits
Total Metals - Mansfield Lab Associated sample(s): 02-04 Batch: WG1365245-2								
Arsenic, Total	104		-		80-120	-		
Manganese, Total	102		-		80-120	-		

Matrix Spike Analysis
Batch Quality Control

Project Name: TROY MILLS LANDFILL SUPERFUND
Project Number: 04.0190987.09

Lab Number: L2017301
Report Date: 05/04/20

Parameter	Native Sample	MS Added	MS Found	MS %Recovery	Qual	MSD Found	MSD %Recovery	Qual	Recovery Limits	RPD	Qual	RPD Limits
Total Metals - Mansfield Lab Associated sample(s): 02-04 QC Batch ID: WG1365245-3 QC Sample: L2017393-01 Client ID: MS Sample												
Arsenic, Total	0.00182	0.12	0.1293	106		-	-		75-125	-		20
Manganese, Total	0.1134	0.5	0.6235	102		-	-		75-125	-		20

Lab Duplicate Analysis

Batch Quality Control

Project Name: TROY MILLS LANDFILL SUPERFUND

Project Number: 04.0190987.09

Lab Number: L2017301

Report Date: 05/04/20

Parameter	Native Sample	Duplicate Sample	Units	RPD	Qual	RPD Limits
Total Metals - Mansfield Lab Associated sample(s): 02-04 QC Batch ID: WG1365245-4 QC Sample: L2017393-01 Client ID: DUP Sample						
Arsenic, Total	0.00182	0.00196	mg/l	7		20

Project Name: TROY MILLS LANDFILL SUPERFUND
Project Number: 04.0190987.09

Lab Number: L2017301
Report Date: 05/04/20

Sample Receipt and Container Information

Were project specific reporting limits specified? YES

Cooler Information

Cooler	Custody Seal
A	Absent

Container Information

Container ID	Container Type	Cooler	Initial pH	Final pH	Temp deg C	Pres	Seal	Frozen Date/Time	Analysis(*)
L2017301-01A	Vial HCl preserved	A	NA		4.7	Y	Absent		8260-NH(14)
L2017301-02A	Vial HCl preserved	A	NA		4.7	Y	Absent		8260-NH(14)
L2017301-02B	Vial HCl preserved	A	NA		4.7	Y	Absent		8260-NH(14)
L2017301-02C	Vial HCl preserved	A	NA		4.7	Y	Absent		8260-NH(14)
L2017301-02D	Amber 250ml unpreserved	A	7	7	4.7	Y	Absent		A2-14-DIOXANESIM-PPB(7)
L2017301-02E	Amber 250ml unpreserved	A	7	7	4.7	Y	Absent		A2-14-DIOXANESIM-PPB(7)
L2017301-02F	Amber 250ml unpreserved	A	7	7	4.7	Y	Absent		8270TCL-LVI(7),8270TCL-SIM-LVI(7)
L2017301-02G	Amber 250ml unpreserved	A	7	7	4.7	Y	Absent		8270TCL-LVI(7),8270TCL-SIM-LVI(7)
L2017301-02H	Plastic 250ml HNO3 preserved	A	<2	<2	4.7	Y	Absent		MN-6020T(180),AS-6020T(180)
L2017301-03A	Vial HCl preserved	A	NA		4.7	Y	Absent		8260-NH(14)
L2017301-03B	Vial HCl preserved	A	NA		4.7	Y	Absent		8260-NH(14)
L2017301-03C	Vial HCl preserved	A	NA		4.7	Y	Absent		8260-NH(14)
L2017301-03D	Amber 250ml unpreserved	A	7	7	4.7	Y	Absent		A2-14-DIOXANESIM-PPB(7)
L2017301-03E	Amber 250ml unpreserved	A	7	7	4.7	Y	Absent		A2-14-DIOXANESIM-PPB(7)
L2017301-03F	Amber 250ml unpreserved	A	7	7	4.7	Y	Absent		8270TCL-LVI(7),8270TCL-SIM-LVI(7)
L2017301-03G	Amber 250ml unpreserved	A	7	7	4.7	Y	Absent		8270TCL-LVI(7),8270TCL-SIM-LVI(7)
L2017301-03H	Plastic 250ml HNO3 preserved	A	<2	<2	4.7	Y	Absent		MN-6020T(180),AS-6020T(180)
L2017301-04A	Vial HCl preserved	A	NA		4.7	Y	Absent		8260-NH(14)
L2017301-04B	Vial HCl preserved	A	NA		4.7	Y	Absent		8260-NH(14)
L2017301-04C	Vial HCl preserved	A	NA		4.7	Y	Absent		8260-NH(14)
L2017301-04D	Amber 250ml unpreserved	A	7	7	4.7	Y	Absent		A2-14-DIOXANESIM-PPB(7)
L2017301-04E	Amber 250ml unpreserved	A	7	7	4.7	Y	Absent		A2-14-DIOXANESIM-PPB(7)
L2017301-04F	Amber 250ml unpreserved	A	7	7	4.7	Y	Absent		8270TCL-LVI(7),8270TCL-SIM-LVI(7)

*Values in parentheses indicate holding time in days

Project Name: TROY MILLS LANDFILL SUPERFUND
Project Number: 04.0190987.09

Lab Number: L2017301
Report Date: 05/04/20

Container Information

Container ID	Container Type	Cooler	Initial pH	Final pH	Temp deg C	Pres	Seal	Frozen Date/Time	Analysis(*)
L2017301-04G	Amber 250ml unpreserved	A	7	7	4.7	Y	Absent		8270TCL-LVI(7),8270TCL-SIM-LVI(7)
L2017301-04H	Plastic 250ml HNO3 preserved	A	<2	<2	4.7	Y	Absent		MN-6020T(180),AS-6020T(180)

*Values in parentheses indicate holding time in days

Project Name:	TROY MILLS LANDFILL SUPERFUND	**Lab Number:**	L2017301
Project Number:	04.0190987.09	**Report Date:**	05/04/20

GLOSSARY

Acronyms

DL - Detection Limit: This value represents the level to which target analyte concentrations are reported as estimated values, when those target analyte concentrations are quantified below the limit of quantitation (LOQ). The DL includes any adjustments from dilutions, concentrations or moisture content, where applicable. (DoD report formats only.)

EDL - Estimated Detection Limit: This value represents the level to which target analyte concentrations are reported as estimated values, when those target analyte concentrations are quantified below the reporting limit (RL). The EDL includes any adjustments from dilutions, concentrations or moisture content, where applicable. The use of EDLs is specific to the analysis of PAHs using Solid-Phase Microextraction (SPME).

EMPC - Estimated Maximum Possible Concentration: The concentration that results from the signal present at the retention time of an analyte when the ions meet all of the identification criteria except the ion abundance ratio criteria. An EMPC is a worst-case estimate of the concentration.

EPA - Environmental Protection Agency.

LCS - Laboratory Control Sample: A sample matrix, free from the analytes of interest, spiked with verified known amounts of analytes or a material containing known and verified amounts of analytes.

LCSD - Laboratory Control Sample Duplicate: Refer to LCS.

LFB - Laboratory Fortified Blank: A sample matrix, free from the analytes of interest, spiked with verified known amounts of analytes or a material containing known and verified amounts of analytes.

LOD - Limit of Detection: This value represents the level to which a target analyte can reliably be detected for a specific analyte in a specific matrix by a specific method. The LOD includes any adjustments from dilutions, concentrations or moisture content, where applicable. (DoD report formats only.)

LOQ - Limit of Quantitation: The value at which an instrument can accurately measure an analyte at a specific concentration. The LOQ includes any adjustments from dilutions, concentrations or moisture content, where applicable. (DoD report formats only.)

Limit of Quantitation: The value at which an instrument can accurately measure an analyte at a specific concentration. The LOQ includes any adjustments from dilutions, concentrations or moisture content, where applicable. (DoD report formats only.)

MDL - Method Detection Limit: This value represents the level to which target analyte concentrations are reported as estimated values, when those target analyte concentrations are quantified below the reporting limit (RL). The MDL includes any adjustments from dilutions, concentrations or moisture content, where applicable.

MS - Matrix Spike Sample: A sample prepared by adding a known mass of target analyte to a specified amount of matrix sample for which an independent estimate of target analyte concentration is available. For Method 332.0, the spike recovery is calculated using the native concentration, including estimated values.

MSD - Matrix Spike Sample Duplicate: Refer to MS.

NA - Not Applicable.

NC - Not Calculated: Term is utilized when one or more of the results utilized in the calculation are non-detect at the parameter's reporting unit.

NDPA/DPA - N-Nitrosodiphenylamine/Diphenylamine.

NI - Not Ignitable.

NP - Non-Plastic: Term is utilized for the analysis of Atterberg Limits in soil.

RL - Reporting Limit: The value at which an instrument can accurately measure an analyte at a specific concentration. The RL includes any adjustments from dilutions, concentrations or moisture content, where applicable.

RPD - Relative Percent Difference: The results from matrix and/or matrix spike duplicates are primarily designed to assess the precision of analytical results in a given matrix and are expressed as relative percent difference (RPD). Values which are less than five times the reporting limit for any individual parameter are evaluated by utilizing the absolute difference between the values; although the RPD value will be provided in the report.

SRM - Standard Reference Material: A reference sample of a known or certified value that is of the same or similar matrix as the associated field samples.

STLP - Semi-dynamic Tank Leaching Procedure per EPA Method 1315.

TEF - Toxic Equivalency Factors: The values assigned to each dioxin and furan to evaluate their toxicity relative to 2,3,7,8-TCDD.

TEQ - Toxic Equivalent: The measure of a sample's toxicity derived by multiplying each dioxin and furan by its corresponding TEF and then summing the resulting values.

TIC - Tentatively Identified Compound: A compound that has been identified to be present and is not part of the target compound list (TCL) for the method and/or program. All TICs are qualitatively identified and reported as estimated concentrations.

Footnotes

Report Format: Data Usability Report

Project Name:	TROY MILLS LANDFILL SUPERFUND	**Lab Number:**	L2017301
Project Number:	04.0190987.09	**Report Date:**	05/04/20

1 - The reference for this analyte should be considered modified since this analyte is absent from the target analyte list of the original method.

Terms

Analytical Method: Both the document from which the method originates and the analytical reference method. (Example: EPA 8260B is shown as 1,8260B.) The codes for the reference method documents are provided in the References section of the Addendum.

Difference: With respect to Total Oxidizable Precursor (TOP) Assay analysis, the difference is defined as the Post-Treatment value minus the Pre-Treatment value.

Final pH: As it pertains to Sample Receipt & Container Information section of the report, Final pH reflects pH of container determined after adjustment at the laboratory, if applicable. If no adjustment required, value reflects Initial pH.

Frozen Date/Time: With respect to Volatile Organics in soil, Frozen Date/Time reflects the date/time at which associated Reagent Water-preserved vials were initially frozen. Note: If frozen date/time is beyond 48 hours from sample collection, value will be reflected in 'bold'.

Initial pH: As it pertains to Sample Receipt & Container Information section of the report, Initial pH reflects pH of container determined upon receipt, if applicable.

PAH Total: With respect to Alkylated PAH analyses, the 'PAHs, Total' result is defined as the summation of results for all or a subset of the following compounds: Naphthalene, C1-C4 Naphthalenes, 2-Methylnaphthalene, 1-Methylnaphthalene, Biphenyl, Acenaphthylene, Acenaphthene, Fluorene, C1-C3 Fluorenes, Phenanthrene, C1-C4 Phenanthrenes/Anthracenes, Anthracene, Fluoranthene, Pyrene, C1-C4 Fluoranthenes/Pyrenes, Benz(a)anthracene, Chrysene, C1-C4 Chrysenes, Benzo(b)fluoranthene, Benzo(j)+(k)fluoranthene, Benzo(e)pyrene, Benzo(a)pyrene, Perylene, Indeno(1,2,3-cd)pyrene, Dibenz(ah)+(ac)anthracene, Benzo(g,h,i)perylene. If a 'Total' result is requested, the results of its individual components will also be reported.

PFAS Total: With respect to PFAS analyses, the 'PFAS, Total (5)' result is defined as the summation of results for: PFHpA, PFHxS, PFOA, PFNA and PFOS. If a 'Total' result is requested, the results of its individual components will also be reported.

The target compound Chlordane (CAS No. 57-74-9) is reported for GC ECD analyses. Per EPA,this compound "refers to a mixture of chlordane isomers, other chlorinated hydrocarbons and numerous other components." (Reference: USEPA Toxicological Review of Chlordane, In Support of Summary Information on the Integrated Risk Information System (IRIS), December 1997.)

Total: With respect to Organic analyses, a 'Total' result is defined as the summation of results for individual isomers or Aroclors. If a 'Total' result is requested, the results of its individual components will also be reported. This is applicable to 'Total' results for methods 8260, 8081 and 8082.

Data Qualifiers

A - Spectra identified as "Aldol Condensates" are byproducts of the extraction/concentration procedures when acetone is introduced in the process.

B - The analyte was detected above the reporting limit in the associated method blank. Flag only applies to associated field samples that have detectable concentrations of the analyte at less than ten times (10x) the concentration found in the blank. For MCP-related projects, flag only applies to associated field samples that have detectable concentrations of the analyte at less than ten times (10x) the concentration found in the blank. For DOD-related projects, flag only applies to associated field samples that have detectable concentrations of the analyte at less than ten times (10x) the concentration found in the blank AND the analyte was detected above one-half the reporting limit (or above the reporting limit for common lab contaminants) in the associated method blank. For NJ-Air-related projects, flag only applies to associated field samples that have detectable concentrations of the analyte above the reporting limit. For NJ-related projects (excluding Air), flag only applies to associated field samples that have detectable concentrations of the analyte, which was detected above the reporting limit in the associated method blank or above five times the reporting limit for common lab contaminants (Phthalates, Acetone, Methylene Chloride, 2-Butanone).

C - Co-elution: The target analyte co-elutes with a known lab standard (i.e. surrogate, internal standards, etc.) for co-extracted analyses.

D - Concentration of analyte was quantified from diluted analysis. Flag only applies to field samples that have detectable concentrations of the analyte.

E - Concentration of analyte exceeds the range of the calibration curve and/or linear range of the instrument.

G - The concentration may be biased high due to matrix interferences (i.e, co-elution) with non-target compound(s). The result should be considered estimated.

H - The analysis of pH was performed beyond the regulatory-required holding time of 15 minutes from the time of sample collection.

I - The lower value for the two columns has been reported due to obvious interference.

J - Estimated value. This represents an estimated concentration for Tentatively Identified Compounds (TICs).

M - Reporting Limit (RL) exceeds the MCP CAM Reporting Limit for this analyte.

ND - Not detected at the reporting limit (RL) for the sample.

NJ - Presumptive evidence of compound. This represents an estimated concentration for Tentatively Identified Compounds (TICs), where the identification is based on a mass spectral library search.

P - The RPD between the results for the two columns exceeds the method-specified criteria.

Q - The quality control sample exceeds the associated acceptance criteria. For DOD-related projects, LCS and/or Continuing Calibration Standard exceedences are also qualified on all associated sample results. Note: This flag is not applicable for matrix spike recoveries when the sample concentration is greater than 4x the spike added or for batch duplicate RPD when the sample concentrations are less

Report Format: Data Usability Report

Project Name:	TROY MILLS LANDFILL SUPERFUND	**Lab Number:**	L2017301
Project Number:	04.0190987.09	**Report Date:**	05/04/20

Data Qualifiers

than 5x the RL. (Metals only.)

R - Analytical results are from sample re-analysis.

RE - Analytical results are from sample re-extraction.

S - Analytical results are from modified screening analysis.

Report Format: Data Usability Report

Project Name:	TROY MILLS LANDFILL SUPERFUND	**Lab Number:**	L2017301
Project Number:	04.0190987.09	**Report Date:**	05/04/20

REFERENCES

1 Test Methods for Evaluating Solid Waste: Physical/Chemical Methods. EPA SW-846. Third Edition. Updates I - IV, 2007.

LIMITATION OF LIABILITIES

Alpha Analytical performs services with reasonable care and diligence normal to the analytical testing laboratory industry. In the event of an error, the sole and exclusive responsibility of Alpha Analytical shall be to re-perform the work at it's own expense. In no event shall Alpha Analytical be held liable for any incidental, consequential or special damages, including but not limited to, damages in any way connected with the use of, interpretation of, information or analysis provided by Alpha Analytical.

We strongly urge our clients to comply with EPA protocol regarding sample volume, preservation, cooling, containers, sampling procedures, holding time and splitting of samples in the field.

Certification Information

The following analytes are not included in our Primary NELAP Scope of Accreditation:

Westborough Facility
EPA 624/624.1: m/p-xylene, o-xylene, Naphthalene
EPA 8260C: NPW: 1,2,4,5-Tetramethylbenzene; 4-Ethyltoluene, Azobenzene; SCM: Iodomethane (methyl iodide), 1,2,4,5-Tetramethylbenzene; 4-Ethyltoluene.
EPA 8270D: NPW: Dimethylnaphthalene,1,4-Diphenylhydrazine; SCM: Dimethylnaphthalene,1,4-Diphenylhydrazine.
SM4500: NPW: Amenable Cyanide; SCM: Total Phosphorus, TKN, NO2, NO3.

Mansfield Facility
SM 2540D: TSS
EPA 8082A: NPW: PCB: 1, 5, 31, 87,101, 110, 141, 151, 153, 180, 183, 187.
EPA TO-15: Halothane, 2,4,4-Trimethyl-2-pentene, 2,4,4-Trimethyl-1-pentene, Thiophene, 2-Methylthiophene, 3-Methylthiophene, 2-Ethylthiophene, 1,2,3-Trimethylbenzene, Indan, Indene, 1,2,4,5-Tetramethylbenzene, Benzothiophene, 1-Methylnaphthalene.
EPA TO-12 Non-methane organics
EPA 3C Fixed gases
Biological Tissue Matrix: EPA 3050B

The following analytes are included in our Massachusetts DEP Scope of Accreditation

Westborough Facility:

Drinking Water
EPA 300.0: Chloride, Nitrate-N, Fluoride, Sulfate; **EPA 353.2**: Nitrate-N, Nitrite-N; **SM4500NO3-F**: Nitrate-N, Nitrite-N; **SM4500F-C, SM4500CN-CE, EPA 180.1, SM2130B, SM4500Cl-D, SM2320B, SM2540C, SM4500H-B, SM4500NO2-B**
EPA 332: Perchlorate; **EPA 524.2:** THMs and VOCs; **EPA 504.1:** EDB, DBCP.
Microbiology: **SM9215B; SM9223-P/A, SM9223B-Colilert-QT,SM9222D**.

Non-Potable Water
SM4500H,B, EPA 120.1, SM2510B, SM2540C, SM2320B, SM4500CL-E, SM4500F-BC, SM4500NH3-BH: Ammonia-N and Kjeldahl-N, **EPA 350.1**: Ammonia-N, **LACHAT 10-107-06-1-B**: Ammonia-N, **EPA 351.1, SM4500NO3-F, EPA 353.2**: Nitrate-N**, SM4500P-E, SM4500P-B, E, SM4500SO4-E, SM5220D, EPA 410.4, SM5210B, SM5310C, SM4500CL-D, EPA 1664, EPA 420.1, SM4500-CN-CE, SM2540D, EPA 300: Chloride, Sulfate, Nitrate.**
EPA 624.1: Volatile Halocarbons & Aromatics,
EPA 608.3: Chlordane, Toxaphene, Aldrin, alpha-BHC, beta-BHC, gamma-BHC, delta-BHC, Dieldrin, DDD, DDE, DDT, Endosulfan I, Endosulfan II, Endosulfan sulfate, Endrin, Endrin Aldehyde, Heptachlor, Heptachlor Epoxide, PCBs
EPA 625.1: SVOC (Acid/Base/Neutral Extractables), **EPA 600/4-81-045**: PCB-Oil.
Microbiology: **SM9223B-Colilert-QT; Enterolert-QT, SM9221E, EPA 1600, EPA 1603.**

Mansfield Facility:

Drinking Water
EPA 200.7: Al, Ba, Cd, Cr, Cu, Fe, Mn, Ni, Na, Ag, Ca, Zn. **EPA 200.8:** Al, Sb, As, Ba, Be, Cd, Cr, Cu, Pb, Mn, Ni, Se, Ag, TL, Zn. **EPA 245.1** Hg.
EPA 522.

Non-Potable Water
EPA 200.7: Al, Sb, As, Be, Cd, Ca, Cr, Co, Cu, Fe, Pb, Mg, Mn, Mo, Ni, K, Se, Ag, Na, Sr, TL, Ti, V, Zn.
EPA 200.8: Al, Sb**,** As, Be, Cd, Cr, Cu, Fe, Pb, Mn, Ni, K, Se, Ag, Na, TL, Zn.
EPA 245.1 Hg.
SM2340B

For a complete listing of analytes and methods, please contact your Alpha Project Manager.

L2017301

CHAIN OF CUSTODY

PAGE 1 OF 1

Date Rec'd in Lab: 4/27/20

ALPHA Job #: L2017293 4/27/20

Westborough, MA TEL: 508-898-9220 FAX: 508-898-9193

Mansfield, MA TEL: 508-822-9300 FAX: 508-822-3288

Client Information

Client: NHDES

Address: 29 Hazen Drive

Concord, NH 03302

Phone: 603-271-3649

Fax:

Email: michael.summerlinjr@des.nh.gov

☐ These samples have been Previously analyzed by Alpha

Project Information

Project Name: Troy Mills Landfill Superfund

Project Location: Troy, NH

Project #: 04.0190987.09

Project Manager: Michael Summerlin

ALPHA Quote #: NH DES Contract No. 1069635

Turn-Around Time

☒ Standard ☐ Rush (ONLY IF PRE-APPROVED)

Due Date: Time:

Report Information – Data Deliverables

☐ FAX ☒ EMAIL

☒ ADEx ☐ Add'l Deliverables

Billing Information

☒ Same as Client info PO #: 2589-00"T"

Regulatory Requirements/Report Limits

State/Fed Program	Criteria
NHDES	Sampling and Analysis Plan limits

Other Project Specific Requirements/Comments/Detection Limits:

Please also email login receipts and lab reports to tanya.justham@gza.com
Please provide excel files formatted for upload to the NHDES EMD and for GZA EQuIS upload.

ANALYSIS

SAMPLE HANDLING
Filtration
☐ Done
☒ Not Needed
☐ Lab to do
Preservation
☐ Lab to do
(Please specify below)

ALPHA Lab ID (Lab Use Only)	Sample ID	Collection Date	Collection Time	Sample Matrix	Sampler's Initials	VOCs 8260 NHDES List	SVOCs (Acid/base/neutrals)	1,4-dioxane	Total metals (arsenic & manganese)	Hardness	Sample Specific Comments	TOTAL # BOTTLES
L2017293-01	TRIP BLANK	4/24/2020	0800	AQ	MJB	☒	☐	☐	☐	☐		1
1730/02	TRY_MW-602B	4/24/2020	1300	AQ	MEM	☑	☑	☑	☑	☐		8
03	TRY_M-1	4/24/2020	955	AQ	AF	☑	☑	☑	☑	☐		8
04	TRY_MW-202P	4/24/2020	1150	AQ	AF	☑	☑	☑	☑	☐		8

Container Type	V	A	A	P	P	-	-	-	-	-	-	-	
Preservative	B	A	A	C	C	-	-	-	-	-	-	-	

Relinquished By:	Date/Time	Received By:	Date/Time
	4-27-2020/0630		4/27/20 6:30
	4/27/20 10:49		4/27/20 10:49
	4/27/20 14:17		4/27/20 1417

Please print clearly, legibly and completely. Samples can not be logged in and turnaround time clock will not start until any ambiguities are resolved. All samples submitted are subject to Alpha's Payment Terms.

FORM NO: 01-01(I) (rev. 9-JAN-12)

ANALYTICAL REPORT

Lab Number:	L2017720
Client:	GZA GeoEnvironmental, Inc. / NHDES PO Box 95 29 Hazen Drive Concord, NH 03302-0095
ATTN:	Michael Summerlin
Phone:	(603) 271-3649
Project Name:	TROY MILLS LANDFILL SUPERFUND
Project Number:	04.0190987.09
Report Date:	05/08/20

The original project report/data package is held by Alpha Analytical. This report/data package is paginated and should be reproduced only in its entirety. Alpha Analytical holds no responsibility for results and/or data that are not consistent with the original.

Certifications & Approvals: MA (M-MA086), NH NELAP (2064), CT (PH-0574), IL (200077), ME (MA00086), MD (348), NJ (MA935), NY (11148), NC (25700/666), PA (68-03671), RI (LAO00065), TX (T104704476), VT (VT-0935), VA (460195), USDA (Permit #P330-17-00196).

Eight Walkup Drive, Westborough, MA 01581-1019
508-898-9220 (Fax) 508-898-9193 800-624-9220 - www.alphalab.com

Project Name: TROY MILLS LANDFILL SUPERFUND
Project Number: 04.0190987.09

Lab Number: L2017720
Report Date: 05/08/20

Alpha Sample ID	Client ID	Matrix	Sample Location	Collection Date/Time	Receive Date
L2017720-01	TRIP BLANK	WATER	TROY, NH	04/28/20 08:00	04/29/20
L2017720-02	TRY_SW-1	WATER	TROY, NH	04/28/20 14:15	04/29/20
L2017720-03	TRY_SW-3	WATER	TROY, NH	04/28/20 12:45	04/29/20
L2017720-04	TRY_SW-3 DUP	WATER	TROY, NH	04/28/20 12:45	04/29/20
L2017720-05	TRY_SW-4	WATER	TROY, NH	04/28/20 13:55	04/29/20
L2017720-06	TRY_SW-100	WATER	TROY, NH	04/28/20 11:30	04/29/20
L2017720-07	TRY_SW-SDP	WATER	TROY, NH	04/28/20 17:50	04/29/20
L2017720-08	TRY_SW-LEACHATE	WATER	TROY, NH	04/28/20 13:15	04/29/20
L2017720-09	TRY_SW-LEACHATE DUP	WATER	TROY, NH	04/28/20 13:15	04/29/20
L2017720-10	TRY_SW-LEACH-B	WATER	TROY, NH	04/28/20 12:00	04/29/20

Project Name:	TROY MILLS LANDFILL SUPERFUND	**Lab Number:**	L2017720
Project Number:	04.0190987.09	**Report Date:**	05/08/20

Case Narrative

The samples were received in accordance with the Chain of Custody and no significant deviations were encountered during the preparation or analysis unless otherwise noted. Sample Receipt, Container Information, and the Chain of Custody are located at the back of the report.

Results contained within this report relate only to the samples submitted under this Alpha Lab Number and meet NELAP requirements for all NELAP accredited parameters unless otherwise noted in the following narrative. The data presented in this report is organized by parameter (i.e. VOC, SVOC, etc.). Sample specific Quality Control data (i.e. Surrogate Spike Recovery) is reported at the end of the target analyte list for each individual sample, followed by the Laboratory Batch Quality Control at the end of each parameter. Tentatively Identified Compounds (TICs), if requested, are reported for compounds identified to be present and are not part of the method/program Target Compound List, even if only a subset of the TCL are being reported. If a sample was re-analyzed or re-extracted due to a required quality control corrective action and if both sets of data are reported, the Laboratory ID of the re-analysis or re-extraction is designated with an "R" or "RE", respectively.

When multiple Batch Quality Control elements are reported (e.g. more than one LCS), the associated samples for each element are noted in the grey shaded header line of each data table. Any Laboratory Batch, Sample Specific % recovery or RPD value that is outside the listed Acceptance Criteria is bolded in the report. In reference to questions H (CAM) or 4 (RCP) when "NO" is checked, the performance criteria for CAM and RCP methods allow for some quality control failures to occur and still be within method compliance. In these instances, the specific failure is not narrated but noted in the associated QC Outlier Summary Report, located directly after the Case Narrative. QC information is also incorporated in the Data Usability Assessment table (Format 11) of our Data Merger tool, where it can be reviewed in conjunction with the sample result, associated regulatory criteria and any associated data usability implications.

Soil/sediments, solids and tissues are reported on a dry weight basis unless otherwise noted. Definitions of all data qualifiers and acronyms used in this report are provided in the Glossary located at the back of the report.

HOLD POLICY - For samples submitted on hold, Alpha's policy is to hold samples (with the exception of Air canisters) free of charge for 21 calendar days from the date the project is completed. After 21 calendar days, we will dispose of all samples submitted including those put on hold unless you have contacted your Alpha Project Manager and made arrangements for Alpha to continue to hold the samples. Air canisters will be disposed after 3 business days from the date the project is completed.

Please contact Project Management at 800-624-9220 with any questions.

Project Name:	TROY MILLS LANDFILL SUPERFUND	**Lab Number:**	L2017720
Project Number:	04.0190987.09	**Report Date:**	05/08/20

Case Narrative (continued)

Perfluorinated Alkyl Acids by Isotope Dilution

L2017720-01 through -10: Extracted Internal Standard recoveries are outside the acceptance criteria for individual analytes. Please refer to the surrogate section of the report for details.

L2017720-01, -07 and -09: The MeOH fraction of the extraction is reported for the following compounds: N-Methyl Perfluorooctane Sulfonamide (NMeFOSA) and N-Ethyl Perfluorooctane Sulfonamide (NEtFOSA) due to better extraction efficiency of the Surrogates (Extracted Internal Standards).

L2017720-01, -07, and -09 (MEOH): Extracted Internal Standard recoveries are outside the acceptance criteria for individual analytes. Please refer to the surrogate section of the report for details.

WG1366162-1 through -5: Extracted Internal Standard recoveries are outside the acceptance criteria for individual analytes. Please refer to the surrogate section of the report for details.

WG1366162-1 through -3 (MEOH): Extracted Internal Standard recoveries are outside the acceptance criteria for individual analytes. Please refer to the surrogate section of the report for details.

WG1366162-2/-3: The LCS/LCSD recoveries, associated with L2017720-01 through -10, are below the acceptance criteria for perfluorooctadecanoic acid (pfoda) (46%/30%); however, it has been identified as a "difficult" analyte. The results of the associated samples are reported.

WG1366162-2/-3: The LCS/LCSD recoveries, associated with L2017720-01 through -10, are above the acceptance criteria for 1h,1h,2h,2h-perfluorododecanesulfonic acid (10:2fts) (197%/199%); however, the associated samples are non-detect to the RL for this target analyte. The results of the original analysis are reported.

WG1366162-2/-3: The LCS/LCSD RPD, associated with L2017720-01 through -10, is above the acceptance criteria for perfluorooctadecanoic acid (pfoda) (42%).

WG1366162-4: The MS recovery, performed on L2017720-02, is outside the acceptance criteria for 1h,1h,2h,2h-perfluorododecanesulfonic acid (10:2fts) (167%).

I, the undersigned, attest under the pains and penalties of perjury that, to the best of my knowledge and belief and based upon my personal inquiry of those responsible for providing the information contained in this analytical report, such information is accurate and complete. This certificate of analysis is not complete unless this page accompanies any and all pages of this report.

Authorized Signature: Alycia Mogayzel

Title: Technical Director/Representative Date: 05/08/20

ORGANICS

SEMIVOLATILES

Project Name: TROY MILLS LANDFILL SUPERFUND **Lab Number:** L2017720

Project Number: 04.0190987.09 **Report Date:** 05/08/20

SAMPLE RESULTS

Lab ID: L2017720-01
Client ID: TRIP BLANK
Sample Location: TROY, NH

Date Collected: 04/28/20 08:00
Date Received: 04/29/20
Field Prep: Not Specified

Sample Depth:
Matrix: Water
Analytical Method: 134,LCMSMS-ID
Analytical Date: 05/03/20 11:27
Analyst: SG

Extraction Method: ALPHA 23528
Extraction Date: 04/30/20 17:30

Parameter	Result	Qualifier	Units	RL	MDL	Dilution Factor
Perfluorinated Alkyl Acids by Isotope Dilution - Mansfield Lab						
Perfluorobutanoic Acid (PFBA)	ND		ng/l	1.81	--	1
Perfluoropentanoic Acid (PFPeA)	ND		ng/l	1.81	--	1
Perfluorobutanesulfonic Acid (PFBS)	ND		ng/l	1.81	--	1
1H,1H,2H,2H-Perfluorohexanesulfonic Acid (4:2FTS)	ND		ng/l	1.81	--	1
Perfluorohexanoic Acid (PFHxA)	ND		ng/l	1.81	--	1
Perfluoropentanesulfonic Acid (PFPeS)	ND		ng/l	1.81	--	1
Perfluoroheptanoic Acid (PFHpA)	ND		ng/l	1.81	--	1
Perfluorohexanesulfonic Acid (PFHxS)	ND		ng/l	1.81	--	1
Perfluorooctanoic Acid (PFOA)	ND		ng/l	1.81	--	1
1H,1H,2H,2H-Perfluorooctanesulfonic Acid (6:2FTS)	ND		ng/l	1.81	--	1
Perfluoroheptanesulfonic Acid (PFHpS)	ND		ng/l	1.81	--	1
Perfluorononanoic Acid (PFNA)	ND		ng/l	1.81	--	1
Perfluorooctanesulfonic Acid (PFOS)	ND		ng/l	1.81	--	1
Perfluorodecanoic Acid (PFDA)	ND		ng/l	1.81	--	1
1H,1H,2H,2H-Perfluorodecanesulfonic Acid (8:2FTS)	ND		ng/l	1.81	--	1
Perfluorononanesulfonic Acid (PFNS)	ND		ng/l	1.81	--	1
N-Methyl Perfluorooctanesulfonamidoacetic Acid (NMeFOSAA)	ND		ng/l	1.81	--	1
Perfluoroundecanoic Acid (PFUnA)	ND		ng/l	1.81	--	1
Perfluorodecanesulfonic Acid (PFDS)	ND		ng/l	1.81	--	1
Perfluorooctanesulfonamide (FOSA)	ND		ng/l	1.81	--	1
N-Ethyl Perfluorooctanesulfonamidoacetic Acid (NEtFOSAA)	ND		ng/l	1.81	--	1
Perfluorododecanoic Acid (PFDoA)	ND		ng/l	1.81	--	1
Perfluorotridecanoic Acid (PFTrDA)	ND		ng/l	1.81	--	1
Perfluorotetradecanoic Acid (PFTA)	ND		ng/l	1.81	--	1
2,3,3,3-Tetrafluoro-2-[1,1,2,2,3,3,3-Heptafluoropropoxy]-Propanoic Acid (HFPO-DA)	ND		ng/l	45.3	--	1
4,8-Dioxa-3h-Perfluorononanoic Acid (ADONA)	ND		ng/l	1.81	--	1
Perfluorohexadecanoic Acid (PFHxDA)	ND		ng/l	3.62	--	1

Project Name: TROY MILLS LANDFILL SUPERFUND **Lab Number:** L2017720

Project Number: 04.0190987.09 **Report Date:** 05/08/20

SAMPLE RESULTS

Lab ID: L2017720-01 Date Collected: 04/28/20 08:00

Client ID: TRIP BLANK Date Received: 04/29/20

Sample Location: TROY, NH Field Prep: Not Specified

Sample Depth:

Parameter	Result	Qualifier	Units	RL	MDL	Dilution Factor
Perfluorinated Alkyl Acids by Isotope Dilution - Mansfield Lab						
Perfluorooctadecanoic Acid (PFODA)	ND		ng/l	3.62	--	1
Perfluorododecane Sulfonic Acid (PFDoDS)	ND		ng/l	1.81	--	1
1H,1H,2H,2H-Perfluorododecanesulfonic Acid (10:2FTS)	ND		ng/l	4.53	--	1
9-Chlorohexadecafluoro-3-Oxanone-1-Sulfonic Acid (9Cl-PF3ONS)	ND		ng/l	1.81	--	1
11-Chloroeicosafluoro-3-Oxaundecane-1-Sulfonic Acid (11Cl-PF3OUdS)	ND		ng/l	1.81	--	1
N-Methyl Perfluorooctanesulfonamido Ethanol (NMeFOSE)	ND		ng/l	45.3	--	1
N-Ethyl Perfluorooctanesulfonamido Ethanol (NEtFOSE)	ND		ng/l	45.3	--	1
PFOA/PFOS, Total	ND		ng/l	1.81	--	1
PFAS, Total (5)	ND		ng/l	1.81	--	1

Surrogate (Extracted Internal Standard)	% Recovery	Qualifier	Acceptance Criteria
Perfluoro[13C4]Butanoic Acid (MPFBA)	86		2-156
Perfluoro[13C5]Pentanoic Acid (M5PFPEA)	84		16-173
Perfluoro[2,3,4-13C3]Butanesulfonic Acid (M3PFBS)	98		31-159
1H,1H,2H,2H-Perfluoro[1,2-13C2]Hexanesulfonic Acid (M2-4:2FTS)	105		1-313
Perfluoro[1,2,3,4,6-13C5]Hexanoic Acid (M5PFHxA)	73		21-145
Perfluoro[1,2,3,4-13C4]Heptanoic Acid (M4PFHpA)	85		30-139
Perfluoro[1,2,3-13C3]Hexanesulfonic Acid (M3PFHxS)	121		47-153
Perfluoro[13C8]Octanoic Acid (M8PFOA)	92		36-149
1H,1H,2H,2H-Perfluoro[1,2-13C2]Octanesulfonic Acid (M2-6:2FTS)	133		1-244
Perfluoro[13C9]Nonanoic Acid (M9PFNA)	87		34-146
Perfluoro[13C8]Octanesulfonic Acid (M8PFOS)	102		42-146
Perfluoro[1,2,3,4,5,6-13C6]Decanoic Acid (M6PFDA)	86		38-144
1H,1H,2H,2H-Perfluoro[1,2-13C2]Decanesulfonic Acid (M2-8:2FTS)	130		7-170
N-Deuteriomethylperfluoro-1-octanesulfonamidoacetic Acid (d3-NMeFOSAA)	76		1-181
Perfluoro[1,2,3,4,5,6,7-13C7]Undecanoic Acid (M7-PFUDA)	98		40-144
Perfluoro[13C8]Octanesulfonamide (M8FOSA)	42		1-87
N-Deuterioethylperfluoro-1-octanesulfonamidoacetic Acid (d5-NEtFOSAA)	73		23-146
Perfluoro[1,2-13C2]Dodecanoic Acid (MPFDOA)	91		24-161
Perfluoro[1,2-13C2]Tetradecanoic Acid (M2PFTEDA)	68		33-143
2,3,3,3-Tetrafluoro-2-[1,1,2,2,3,3,3-Heptafluoropropoxy]-13C3-Propanoic Acid (M3HFPO-DA)	**25**	Q	50-150
Perfluoro[13C2]Hexadecanoic Acid (M2PFHxDA)	63		50-150
2-(N-Methyl-d3-Perfluoro-1-Octanesulfonamido)ethan-d4-ol (d7-NMeFOSE)	**43**	Q	50-150
2-(N-Ethyl-d5-Perfluoro-1-Octanesulfonamido)ethan-d4-ol (d9-NEtFOSE)	**43**	Q	50-150

Project Name: TROY MILLS LANDFILL SUPERFUND **Lab Number:** L2017720

Project Number: 04.0190987.09 **Report Date:** 05/08/20

SAMPLE RESULTS

Lab ID: L2017720-01
Client ID: TRIP BLANK
Sample Location: TROY, NH

Date Collected: 04/28/20 08:00
Date Received: 04/29/20
Field Prep: Not Specified

Sample Depth:
Matrix: Water
Analytical Method: 134,LCMSMS-ID
Analytical Date: 05/03/20 16:25
Analyst: SG

Extraction Method: ALPHA 23528
Extraction Date: 04/30/20 17:30

Parameter	Result	Qualifier	Units	RL	MDL	Dilution Factor
Perfluorinated Alkyl Acids by Isotope Dilution - Mansfield Lab						
N-Methyl Perfluorooctane Sulfonamide (NMeFOSA)	ND		ng/l	18.1	--	1
N-Ethyl Perfluorooctane Sulfonamide (NEtFOSA)	ND		ng/l	18.1	--	1

Surrogate (Extracted Internal Standard)	% Recovery	Qualifier	Acceptance Criteria
N-Methyl-d3-Perfluoro-1-Octanesulfonamide (d3-NMeFOSA)	**4**	Q	50-150
N-Ethyl-d5-Perfluoro-1-Octanesulfonamide (d5-NEtFOSA)	**5**	Q	50-150

Project Name: TROY MILLS LANDFILL SUPERFUND **Lab Number:** L2017720

Project Number: 04.0190987.09 **Report Date:** 05/08/20

SAMPLE RESULTS

Lab ID: L2017720-02
Client ID: TRY_SW-1
Sample Location: TROY, NH

Date Collected: 04/28/20 14:15
Date Received: 04/29/20
Field Prep: Not Specified

Sample Depth:
Matrix: Water
Analytical Method: 134,LCMSMS-ID
Analytical Date: 05/03/20 11:43
Analyst: SG

Extraction Method: ALPHA 23528
Extraction Date: 04/30/20 17:30

Parameter	Result	Qualifier	Units	RL	MDL	Dilution Factor
Perfluorinated Alkyl Acids by Isotope Dilution - Mansfield Lab						
Perfluorobutanoic Acid (PFBA)	ND		ng/l	1.77	--	1
Perfluoropentanoic Acid (PFPeA)	ND		ng/l	1.77	--	1
Perfluorobutanesulfonic Acid (PFBS)	ND		ng/l	1.77	--	1
1H,1H,2H,2H-Perfluorohexanesulfonic Acid (4:2FTS)	ND		ng/l	1.77	--	1
Perfluorohexanoic Acid (PFHxA)	ND		ng/l	1.77	--	1
Perfluoropentanesulfonic Acid (PFPeS)	ND		ng/l	1.77	--	1
Perfluoroheptanoic Acid (PFHpA)	ND		ng/l	1.77	--	1
Perfluorohexanesulfonic Acid (PFHxS)	ND		ng/l	1.77	--	1
Perfluorooctanoic Acid (PFOA)	ND		ng/l	1.77	--	1
1H,1H,2H,2H-Perfluorooctanesulfonic Acid (6:2FTS)	ND		ng/l	1.77	--	1
Perfluoroheptanesulfonic Acid (PFHpS)	ND		ng/l	1.77	--	1
Perfluorononanoic Acid (PFNA)	ND		ng/l	1.77	--	1
Perfluorooctanesulfonic Acid (PFOS)	ND		ng/l	1.77	--	1
Perfluorodecanoic Acid (PFDA)	ND		ng/l	1.77	--	1
1H,1H,2H,2H-Perfluorodecanesulfonic Acid (8:2FTS)	ND		ng/l	1.77	--	1
Perfluorononanesulfonic Acid (PFNS)	ND		ng/l	1.77	--	1
N-Methyl Perfluorooctanesulfonamidoacetic Acid (NMeFOSAA)	ND		ng/l	1.77	--	1
Perfluoroundecanoic Acid (PFUnA)	ND		ng/l	1.77	--	1
Perfluorodecanesulfonic Acid (PFDS)	ND		ng/l	1.77	--	1
Perfluorooctanesulfonamide (FOSA)	ND		ng/l	1.77	--	1
N-Ethyl Perfluorooctanesulfonamidoacetic Acid (NEtFOSAA)	ND		ng/l	1.77	--	1
Perfluorododecanoic Acid (PFDoA)	ND		ng/l	1.77	--	1
Perfluorotridecanoic Acid (PFTrDA)	ND		ng/l	1.77	--	1
Perfluorotetradecanoic Acid (PFTA)	ND		ng/l	1.77	--	1
2,3,3,3-Tetrafluoro-2-[1,1,2,2,3,3,3-Heptafluoropropoxy]-Propanoic Acid (HFPO-DA)	ND		ng/l	44.2	--	1
4,8-Dioxa-3h-Perfluorononanoic Acid (ADONA)	ND		ng/l	1.77	--	1
Perfluorohexadecanoic Acid (PFHxDA)	ND		ng/l	3.53	--	1

Project Name: TROY MILLS LANDFILL SUPERFUND **Lab Number:** L2017720

Project Number: 04.0190987.09 **Report Date:** 05/08/20

SAMPLE RESULTS

Lab ID: L2017720-02 Date Collected: 04/28/20 14:15

Client ID: TRY_SW-1 Date Received: 04/29/20

Sample Location: TROY, NH Field Prep: Not Specified

Sample Depth:

Parameter	Result	Qualifier	Units	RL	MDL	Dilution Factor
Perfluorinated Alkyl Acids by Isotope Dilution - Mansfield Lab						
Perfluorooctadecanoic Acid (PFODA)	ND		ng/l	3.53	--	1
Perfluorododecane Sulfonic Acid (PFDoDS)	ND		ng/l	1.77	--	1
1H,1H,2H,2H-Perfluorododecanesulfonic Acid (10:2FTS)	ND		ng/l	4.42	--	1
9-Chlorohexadecafluoro-3-Oxanone-1-Sulfonic Acid (9Cl-PF3ONS)	ND		ng/l	1.77	--	1
11-Chloroeicosafluoro-3-Oxaundecane-1-Sulfonic Acid (11Cl-PF3OUdS)	ND		ng/l	1.77	--	1
N-Methyl Perfluorooctane Sulfonamide (NMeFOSA)	ND		ng/l	17.7	--	1
N-Ethyl Perfluorooctane Sulfonamide (NEtFOSA)	ND		ng/l	17.7	--	1
N-Methyl Perfluorooctanesulfonamido Ethanol (NMeFOSE)	ND		ng/l	44.2	--	1
N-Ethyl Perfluorooctanesulfonamido Ethanol (NEtFOSE)	ND		ng/l	44.2	--	1
PFOA/PFOS, Total	ND		ng/l	1.77	--	1
PFAS, Total (5)	ND		ng/l	1.77	--	1

Project Name: TROY MILLS LANDFILL SUPERFUND **Lab Number:** L2017720

Project Number: 04.0190987.09 **Report Date:** 05/08/20

SAMPLE RESULTS

Lab ID: L2017720-02 Date Collected: 04/28/20 14:15

Client ID: TRY_SW-1 Date Received: 04/29/20

Sample Location: TROY, NH Field Prep: Not Specified

Sample Depth:

Parameter	Result	Qualifier	Units	RL	MDL	Dilution Factor

Perfluorinated Alkyl Acids by Isotope Dilution - Mansfield Lab

Surrogate (Extracted Internal Standard)	% Recovery	Qualifier	Acceptance Criteria
Perfluoro[13C4]Butanoic Acid (MPFBA)	83		2-156
Perfluoro[13C5]Pentanoic Acid (M5PFPEA)	63		16-173
Perfluoro[2,3,4-13C3]Butanesulfonic Acid (M3PFBS)	85		31-159
1H,1H,2H,2H-Perfluoro[1,2-13C2]Hexanesulfonic Acid (M2-4:2FTS)	186		1-313
Perfluoro[1,2,3,4,6-13C5]Hexanoic Acid (M5PFHxA)	52		21-145
Perfluoro[1,2,3,4-13C4]Heptanoic Acid (M4PFHpA)	66		30-139
Perfluoro[1,2,3-13C3]Hexanesulfonic Acid (M3PFHxS)	120		47-153
Perfluoro[13C8]Octanoic Acid (M8PFOA)	72		36-149
1H,1H,2H,2H-Perfluoro[1,2-13C2]Octanesulfonic Acid (M2-6:2FTS)	158		1-244
Perfluoro[13C9]Nonanoic Acid (M9PFNA)	66		34-146
Perfluoro[13C8]Octanesulfonic Acid (M8PFOS)	97		42-146
Perfluoro[1,2,3,4,5,6-13C6]Decanoic Acid (M6PFDA)	65		38-144
1H,1H,2H,2H-Perfluoro[1,2-13C2]Decanesulfonic Acid (M2-8:2FTS)	132		7-170
N-Deuteriomethylperfluoro-1-octanesulfonamidoacetic Acid (d3-NMeFOSAA)	50		1-181
Perfluoro[1,2,3,4,5,6,7-13C7]Undecanoic Acid (M7-PFUDA)	73		40-144
Perfluoro[13C8]Octanesulfonamide (M8FOSA)	47		1-87
N-Deuterioethylperfluoro-1-octanesulfonamidoacetic Acid (d5-NEtFOSAA)	51		23-146
Perfluoro[1,2-13C2]Dodecanoic Acid (MPFDOA)	68		24-161
Perfluoro[1,2-13C2]Tetradecanoic Acid (M2PFTEDA)	70		33-143
2,3,3,3-Tetrafluoro-2-[1,1,2,2,3,3,3-Heptafluoropropoxy]-13C3-Propanoic Acid (M3HFPO-DA)	**38**	Q	50-150
Perfluoro[13C2]Hexadecanoic Acid (M2PFHxDA)	75		50-150
N-Methyl-d3-Perfluoro-1-Octanesulfonamide (d3-NMeFOSA)	**10**	Q	50-150
N-Ethyl-d5-Perfluoro-1-Octanesulfonamide (d5-NEtFOSA)	**11**	Q	50-150
2-(N-Methyl-d3-Perfluoro-1-Octanesulfonamido)ethan-d4-ol (d7-NMeFOSE)	**42**	Q	50-150
2-(N-Ethyl-d5-Perfluoro-1-Octanesulfonamido)ethan-d4-ol (d9-NEtFOSE)	**41**	Q	50-150

Project Name: TROY MILLS LANDFILL SUPERFUND **Lab Number:** L2017720

Project Number: 04.0190987.09 **Report Date:** 05/08/20

SAMPLE RESULTS

Lab ID: L2017720-03
Client ID: TRY_SW-3
Sample Location: TROY, NH

Date Collected: 04/28/20 12:45
Date Received: 04/29/20
Field Prep: Not Specified

Sample Depth:
Matrix: Water
Analytical Method: 134,LCMSMS-ID
Analytical Date: 05/03/20 12:00
Analyst: SG

Extraction Method: ALPHA 23528
Extraction Date: 04/30/20 17:30

Parameter	Result	Qualifier	Units	RL	MDL	Dilution Factor
Perfluorinated Alkyl Acids by Isotope Dilution - Mansfield Lab						
Perfluorobutanoic Acid (PFBA)	ND		ng/l	1.77	--	1
Perfluoropentanoic Acid (PFPeA)	ND		ng/l	1.77	--	1
Perfluorobutanesulfonic Acid (PFBS)	ND		ng/l	1.77	--	1
1H,1H,2H,2H-Perfluorohexanesulfonic Acid (4:2FTS)	ND		ng/l	1.77	--	1
Perfluorohexanoic Acid (PFHxA)	ND		ng/l	1.77	--	1
Perfluoropentanesulfonic Acid (PFPeS)	ND		ng/l	1.77	--	1
Perfluoroheptanoic Acid (PFHpA)	ND		ng/l	1.77	--	1
Perfluorohexanesulfonic Acid (PFHxS)	ND		ng/l	1.77	--	1
Perfluorooctanoic Acid (PFOA)	3.35		ng/l	1.77	--	1
1H,1H,2H,2H-Perfluorooctanesulfonic Acid (6:2FTS)	ND		ng/l	1.77	--	1
Perfluoroheptanesulfonic Acid (PFHpS)	ND		ng/l	1.77	--	1
Perfluorononanoic Acid (PFNA)	ND		ng/l	1.77	--	1
Perfluorooctanesulfonic Acid (PFOS)	ND		ng/l	1.77	--	1
Perfluorodecanoic Acid (PFDA)	ND		ng/l	1.77	--	1
1H,1H,2H,2H-Perfluorodecanesulfonic Acid (8:2FTS)	ND		ng/l	1.77	--	1
Perfluorononanesulfonic Acid (PFNS)	ND		ng/l	1.77	--	1
N-Methyl Perfluorooctanesulfonamidoacetic Acid (NMeFOSAA)	ND		ng/l	1.77	--	1
Perfluoroundecanoic Acid (PFUnA)	ND		ng/l	1.77	--	1
Perfluorodecanesulfonic Acid (PFDS)	ND		ng/l	1.77	--	1
Perfluorooctanesulfonamide (FOSA)	ND		ng/l	1.77	--	1
N-Ethyl Perfluorooctanesulfonamidoacetic Acid (NEtFOSAA)	ND		ng/l	1.77	--	1
Perfluorododecanoic Acid (PFDoA)	ND		ng/l	1.77	--	1
Perfluorotridecanoic Acid (PFTrDA)	ND		ng/l	1.77	--	1
Perfluorotetradecanoic Acid (PFTA)	ND		ng/l	1.77	--	1
2,3,3,3-Tetrafluoro-2-[1,1,2,2,3,3,3-Heptafluoropropoxy]-Propanoic Acid (HFPO-DA)	ND		ng/l	44.3	--	1
4,8-Dioxa-3h-Perfluorononanoic Acid (ADONA)	ND		ng/l	1.77	--	1
Perfluorohexadecanoic Acid (PFHxDA)	ND		ng/l	3.55	--	1

Project Name: TROY MILLS LANDFILL SUPERFUND **Lab Number:** L2017720

Project Number: 04.0190987.09 **Report Date:** 05/08/20

SAMPLE RESULTS

Lab ID: L2017720-03 Date Collected: 04/28/20 12:45

Client ID: TRY_SW-3 Date Received: 04/29/20

Sample Location: TROY, NH Field Prep: Not Specified

Sample Depth:

Parameter	Result	Qualifier	Units	RL	MDL	Dilution Factor
Perfluorinated Alkyl Acids by Isotope Dilution - Mansfield Lab						
Perfluorooctadecanoic Acid (PFODA)	ND		ng/l	3.55	--	1
Perfluorododecane Sulfonic Acid (PFDoDS)	ND		ng/l	1.77	--	1
1H,1H,2H,2H-Perfluorododecanesulfonic Acid (10:2FTS)	ND		ng/l	4.43	--	1
9-Chlorohexadecafluoro-3-Oxanone-1-Sulfonic Acid (9Cl-PF3ONS)	ND		ng/l	1.77	--	1
11-Chloroeicosafluoro-3-Oxaundecane-1-Sulfonic Acid (11Cl-PF3OUdS)	ND		ng/l	1.77	--	1
N-Methyl Perfluorooctane Sulfonamide (NMeFOSA)	ND		ng/l	17.7	--	1
N-Ethyl Perfluorooctane Sulfonamide (NEtFOSA)	ND		ng/l	17.7	--	1
N-Methyl Perfluorooctanesulfonamido Ethanol (NMeFOSE)	ND		ng/l	44.3	--	1
N-Ethyl Perfluorooctanesulfonamido Ethanol (NEtFOSE)	ND		ng/l	44.3	--	1
PFOA/PFOS, Total	3.35		ng/l	1.77	--	1
PFAS, Total (5)	3.35		ng/l	1.77	--	1

Project Name: TROY MILLS LANDFILL SUPERFUND **Lab Number:** L2017720

Project Number: 04.0190987.09 **Report Date:** 05/08/20

SAMPLE RESULTS

Lab ID: L2017720-03 Date Collected: 04/28/20 12:45

Client ID: TRY_SW-3 Date Received: 04/29/20

Sample Location: TROY, NH Field Prep: Not Specified

Sample Depth:

Parameter	Result	Qualifier	Units	RL	MDL	Dilution Factor

Perfluorinated Alkyl Acids by Isotope Dilution - Mansfield Lab

Surrogate (Extracted Internal Standard)	% Recovery	Qualifier	Acceptance Criteria
Perfluoro[13C4]Butanoic Acid (MPFBA)	82		2-156
Perfluoro[13C5]Pentanoic Acid (M5PFPEA)	65		16-173
Perfluoro[2,3,4-13C3]Butanesulfonic Acid (M3PFBS)	83		31-159
1H,1H,2H,2H-Perfluoro[1,2-13C2]Hexanesulfonic Acid (M2-4:2FTS)	173		1-313
Perfluoro[1,2,3,4,6-13C5]Hexanoic Acid (M5PFHxA)	58		21-145
Perfluoro[1,2,3,4-13C4]Heptanoic Acid (M4PFHpA)	73		30-139
Perfluoro[1,2,3-13C3]Hexanesulfonic Acid (M3PFHxS)	111		47-153
Perfluoro[13C8]Octanoic Acid (M8PFOA)	76		36-149
1H,1H,2H,2H-Perfluoro[1,2-13C2]Octanesulfonic Acid (M2-6:2FTS)	147		1-244
Perfluoro[13C9]Nonanoic Acid (M9PFNA)	67		34-146
Perfluoro[13C8]Octanesulfonic Acid (M8PFOS)	91		42-146
Perfluoro[1,2,3,4,5,6-13C6]Decanoic Acid (M6PFDA)	71		38-144
1H,1H,2H,2H-Perfluoro[1,2-13C2]Decanesulfonic Acid (M2-8:2FTS)	114		7-170
N-Deuteriomethylperfluoro-1-octanesulfonamidoacetic Acid (d3-NMeFOSAA)	58		1-181
Perfluoro[1,2,3,4,5,6,7-13C7]Undecanoic Acid (M7-PFUDA)	78		40-144
Perfluoro[13C8]Octanesulfonamide (M8FOSA)	48		1-87
N-Deuterioethylperfluoro-1-octanesulfonamidoacetic Acid (d5-NEtFOSAA)	53		23-146
Perfluoro[1,2-13C2]Dodecanoic Acid (MPFDOA)	73		24-161
Perfluoro[1,2-13C2]Tetradecanoic Acid (M2PFTEDA)	68		33-143
2,3,3,3-Tetrafluoro-2-[1,1,2,2,3,3,3-Heptafluoropropoxy]-13C3-Propanoic Acid (M3HFPO-DA)	**40**	Q	50-150
Perfluoro[13C2]Hexadecanoic Acid (M2PFHxDA)	76		50-150
N-Methyl-d3-Perfluoro-1-Octanesulfonamide (d3-NMeFOSA)	**12**	Q	50-150
N-Ethyl-d5-Perfluoro-1-Octanesulfonamide (d5-NEtFOSA)	**12**	Q	50-150
2-(N-Methyl-d3-Perfluoro-1-Octanesulfonamido)ethan-d4-ol (d7-NMeFOSE)	**49**	Q	50-150
2-(N-Ethyl-d5-Perfluoro-1-Octanesulfonamido)ethan-d4-ol (d9-NEtFOSE)	**45**	Q	50-150

Project Name: TROY MILLS LANDFILL SUPERFUND **Lab Number:** L2017720

Project Number: 04.0190987.09 **Report Date:** 05/08/20

SAMPLE RESULTS

Lab ID: L2017720-04
Client ID: TRY_SW-3 DUP
Sample Location: TROY, NH

Date Collected: 04/28/20 12:45
Date Received: 04/29/20
Field Prep: Not Specified

Sample Depth:
Matrix: Water
Analytical Method: 134,LCMSMS-ID
Analytical Date: 05/03/20 12:33
Analyst: SG

Extraction Method: ALPHA 23528
Extraction Date: 04/30/20 17:30

Parameter	Result	Qualifier	Units	RL	MDL	Dilution Factor
Perfluorinated Alkyl Acids by Isotope Dilution - Mansfield Lab						
Perfluorobutanoic Acid (PFBA)	ND		ng/l	1.75	--	1
Perfluoropentanoic Acid (PFPeA)	ND		ng/l	1.75	--	1
Perfluorobutanesulfonic Acid (PFBS)	ND		ng/l	1.75	--	1
1H,1H,2H,2H-Perfluorohexanesulfonic Acid (4:2FTS)	ND		ng/l	1.75	--	1
Perfluorohexanoic Acid (PFHxA)	ND		ng/l	1.75	--	1
Perfluoropentanesulfonic Acid (PFPeS)	ND		ng/l	1.75	--	1
Perfluoroheptanoic Acid (PFHpA)	ND		ng/l	1.75	--	1
Perfluorohexanesulfonic Acid (PFHxS)	ND		ng/l	1.75	--	1
Perfluorooctanoic Acid (PFOA)	3.25		ng/l	1.75	--	1
1H,1H,2H,2H-Perfluorooctanesulfonic Acid (6:2FTS)	ND		ng/l	1.75	--	1
Perfluoroheptanesulfonic Acid (PFHpS)	ND		ng/l	1.75	--	1
Perfluorononanoic Acid (PFNA)	ND		ng/l	1.75	--	1
Perfluorooctanesulfonic Acid (PFOS)	ND		ng/l	1.75	--	1
Perfluorodecanoic Acid (PFDA)	ND		ng/l	1.75	--	1
1H,1H,2H,2H-Perfluorodecanesulfonic Acid (8:2FTS)	ND		ng/l	1.75	--	1
Perfluorononanesulfonic Acid (PFNS)	ND		ng/l	1.75	--	1
N-Methyl Perfluorooctanesulfonamidoacetic Acid (NMeFOSAA)	ND		ng/l	1.75	--	1
Perfluoroundecanoic Acid (PFUnA)	ND		ng/l	1.75	--	1
Perfluorodecanesulfonic Acid (PFDS)	ND		ng/l	1.75	--	1
Perfluorooctanesulfonamide (FOSA)	ND		ng/l	1.75	--	1
N-Ethyl Perfluorooctanesulfonamidoacetic Acid (NEtFOSAA)	ND		ng/l	1.75	--	1
Perfluorododecanoic Acid (PFDoA)	ND		ng/l	1.75	--	1
Perfluorotridecanoic Acid (PFTrDA)	ND		ng/l	1.75	--	1
Perfluorotetradecanoic Acid (PFTA)	ND		ng/l	1.75	--	1
2,3,3,3-Tetrafluoro-2-[1,1,2,2,3,3,3-Heptafluoropropoxy]-Propanoic Acid (HFPO-DA)	ND		ng/l	43.8	--	1
4,8-Dioxa-3h-Perfluorononanoic Acid (ADONA)	ND		ng/l	1.75	--	1
Perfluorohexadecanoic Acid (PFHxDA)	ND		ng/l	3.51	--	1

Project Name: TROY MILLS LANDFILL SUPERFUND **Lab Number:** L2017720

Project Number: 04.0190987.09 **Report Date:** 05/08/20

SAMPLE RESULTS

Lab ID: L2017720-04 Date Collected: 04/28/20 12:45

Client ID: TRY_SW-3 DUP Date Received: 04/29/20

Sample Location: TROY, NH Field Prep: Not Specified

Sample Depth:

Parameter	Result	Qualifier	Units	RL	MDL	Dilution Factor
Perfluorinated Alkyl Acids by Isotope Dilution - Mansfield Lab						
Perfluorooctadecanoic Acid (PFODA)	ND		ng/l	3.51	--	1
Perfluorododecane Sulfonic Acid (PFDoDS)	ND		ng/l	1.75	--	1
1H,1H,2H,2H-Perfluorododecanesulfonic Acid (10:2FTS)	ND		ng/l	4.38	--	1
9-Chlorohexadecafluoro-3-Oxanone-1-Sulfonic Acid (9Cl-PF3ONS)	ND		ng/l	1.75	--	1
11-Chloroeicosafluoro-3-Oxaundecane-1-Sulfonic Acid (11Cl-PF3OUdS)	ND		ng/l	1.75	--	1
N-Methyl Perfluorooctane Sulfonamide (NMeFOSA)	ND		ng/l	17.5	--	1
N-Ethyl Perfluorooctane Sulfonamide (NEtFOSA)	ND		ng/l	17.5	--	1
N-Methyl Perfluorooctanesulfonamido Ethanol (NMeFOSE)	ND		ng/l	43.8	--	1
N-Ethyl Perfluorooctanesulfonamido Ethanol (NEtFOSE)	ND		ng/l	43.8	--	1
PFOA/PFOS, Total	3.25		ng/l	1.75	--	1
PFAS, Total (5)	3.25		ng/l	1.75	--	1

Project Name: TROY MILLS LANDFILL SUPERFUND **Lab Number:** L2017720

Project Number: 04.0190987.09 **Report Date:** 05/08/20

SAMPLE RESULTS

Lab ID: L2017720-04 Date Collected: 04/28/20 12:45

Client ID: TRY_SW-3 DUP Date Received: 04/29/20

Sample Location: TROY, NH Field Prep: Not Specified

Sample Depth:

Parameter	Result	Qualifier	Units	RL	MDL	Dilution Factor

Perfluorinated Alkyl Acids by Isotope Dilution - Mansfield Lab

Surrogate (Extracted Internal Standard)	% Recovery	Qualifier	Acceptance Criteria
Perfluoro[13C4]Butanoic Acid (MPFBA)	82		2-156
Perfluoro[13C5]Pentanoic Acid (M5PFPEA)	66		16-173
Perfluoro[2,3,4-13C3]Butanesulfonic Acid (M3PFBS)	82		31-159
1H,1H,2H,2H-Perfluoro[1,2-13C2]Hexanesulfonic Acid (M2-4:2FTS)	166		1-313
Perfluoro[1,2,3,4,6-13C5]Hexanoic Acid (M5PFHxA)	56		21-145
Perfluoro[1,2,3,4-13C4]Heptanoic Acid (M4PFHpA)	70		30-139
Perfluoro[1,2,3-13C3]Hexanesulfonic Acid (M3PFHxS)	112		47-153
Perfluoro[13C8]Octanoic Acid (M8PFOA)	72		36-149
1H,1H,2H,2H-Perfluoro[1,2-13C2]Octanesulfonic Acid (M2-6:2FTS)	147		1-244
Perfluoro[13C9]Nonanoic Acid (M9PFNA)	66		34-146
Perfluoro[13C8]Octanesulfonic Acid (M8PFOS)	96		42-146
Perfluoro[1,2,3,4,5,6-13C6]Decanoic Acid (M6PFDA)	69		38-144
1H,1H,2H,2H-Perfluoro[1,2-13C2]Decanesulfonic Acid (M2-8:2FTS)	120		7-170
N-Deuteriomethylperfluoro-1-octanesulfonamidoacetic Acid (d3-NMeFOSAA)	52		1-181
Perfluoro[1,2,3,4,5,6,7-13C7]Undecanoic Acid (M7-PFUDA)	76		40-144
Perfluoro[13C8]Octanesulfonamide (M8FOSA)	43		1-87
N-Deuterioethylperfluoro-1-octanesulfonamidoacetic Acid (d5-NEtFOSAA)	53		23-146
Perfluoro[1,2-13C2]Dodecanoic Acid (MPFDOA)	71		24-161
Perfluoro[1,2-13C2]Tetradecanoic Acid (M2PFTEDA)	72		33-143
2,3,3,3-Tetrafluoro-2-[1,1,2,2,3,3,3-Heptafluoropropoxy]-13C3-Propanoic Acid (M3HFPO-DA)	**39**	Q	50-150
Perfluoro[13C2]Hexadecanoic Acid (M2PFHxDA)	78		50-150
N-Methyl-d3-Perfluoro-1-Octanesulfonamide (d3-NMeFOSA)	**10**	Q	50-150
N-Ethyl-d5-Perfluoro-1-Octanesulfonamide (d5-NEtFOSA)	**10**	Q	50-150
2-(N-Methyl-d3-Perfluoro-1-Octanesulfonamido)ethan-d4-ol (d7-NMeFOSE)	**45**	Q	50-150
2-(N-Ethyl-d5-Perfluoro-1-Octanesulfonamido)ethan-d4-ol (d9-NEtFOSE)	**44**	Q	50-150

Project Name: TROY MILLS LANDFILL SUPERFUND **Lab Number:** L2017720

Project Number: 04.0190987.09 **Report Date:** 05/08/20

SAMPLE RESULTS

Lab ID: L2017720-05
Client ID: TRY_SW-4
Sample Location: TROY, NH

Date Collected: 04/28/20 13:55
Date Received: 04/29/20
Field Prep: Not Specified

Sample Depth:
Matrix: Water
Analytical Method: 134,LCMSMS-ID
Analytical Date: 05/03/20 12:50
Analyst: SG

Extraction Method: ALPHA 23528
Extraction Date: 04/30/20 17:30

Parameter	Result	Qualifier	Units	RL	MDL	Dilution Factor
Perfluorinated Alkyl Acids by Isotope Dilution - Mansfield Lab						
Perfluorobutanoic Acid (PFBA)	ND		ng/l	1.75	--	1
Perfluoropentanoic Acid (PFPeA)	ND		ng/l	1.75	--	1
Perfluorobutanesulfonic Acid (PFBS)	ND		ng/l	1.75	--	1
1H,1H,2H,2H-Perfluorohexanesulfonic Acid (4:2FTS)	ND		ng/l	1.75	--	1
Perfluorohexanoic Acid (PFHxA)	ND		ng/l	1.75	--	1
Perfluoropentanesulfonic Acid (PFPeS)	ND		ng/l	1.75	--	1
Perfluoroheptanoic Acid (PFHpA)	ND		ng/l	1.75	--	1
Perfluorohexanesulfonic Acid (PFHxS)	ND		ng/l	1.75	--	1
Perfluorooctanoic Acid (PFOA)	ND		ng/l	1.75	--	1
1H,1H,2H,2H-Perfluorooctanesulfonic Acid (6:2FTS)	ND		ng/l	1.75	--	1
Perfluoroheptanesulfonic Acid (PFHpS)	ND		ng/l	1.75	--	1
Perfluorononanoic Acid (PFNA)	ND		ng/l	1.75	--	1
Perfluorooctanesulfonic Acid (PFOS)	ND		ng/l	1.75	--	1
Perfluorodecanoic Acid (PFDA)	ND		ng/l	1.75	--	1
1H,1H,2H,2H-Perfluorodecanesulfonic Acid (8:2FTS)	ND		ng/l	1.75	--	1
Perfluorononanesulfonic Acid (PFNS)	ND		ng/l	1.75	--	1
N-Methyl Perfluorooctanesulfonamidoacetic Acid (NMeFOSAA)	ND		ng/l	1.75	--	1
Perfluoroundecanoic Acid (PFUnA)	ND		ng/l	1.75	--	1
Perfluorodecanesulfonic Acid (PFDS)	ND		ng/l	1.75	--	1
Perfluorooctanesulfonamide (FOSA)	ND		ng/l	1.75	--	1
N-Ethyl Perfluorooctanesulfonamidoacetic Acid (NEtFOSAA)	ND		ng/l	1.75	--	1
Perfluorododecanoic Acid (PFDoA)	ND		ng/l	1.75	--	1
Perfluorotridecanoic Acid (PFTrDA)	ND		ng/l	1.75	--	1
Perfluorotetradecanoic Acid (PFTA)	ND		ng/l	1.75	--	1
2,3,3,3-Tetrafluoro-2-[1,1,2,2,3,3,3-Heptafluoropropoxy]-Propanoic Acid (HFPO-DA)	ND		ng/l	43.7	--	1
4,8-Dioxa-3h-Perfluorononanoic Acid (ADONA)	ND		ng/l	1.75	--	1
Perfluorohexadecanoic Acid (PFHxDA)	ND		ng/l	3.50	--	1

Project Name: TROY MILLS LANDFILL SUPERFUND **Lab Number:** L2017720

Project Number: 04.0190987.09 **Report Date:** 05/08/20

SAMPLE RESULTS

Lab ID: L2017720-05 Date Collected: 04/28/20 13:55

Client ID: TRY_SW-4 Date Received: 04/29/20

Sample Location: TROY, NH Field Prep: Not Specified

Sample Depth:

Parameter	Result	Qualifier	Units	RL	MDL	Dilution Factor
Perfluorinated Alkyl Acids by Isotope Dilution - Mansfield Lab						
Perfluorooctadecanoic Acid (PFODA)	ND		ng/l	3.50	--	1
Perfluorododecane Sulfonic Acid (PFDoDS)	ND		ng/l	1.75	--	1
1H,1H,2H,2H-Perfluorododecanesulfonic Acid (10:2FTS)	ND		ng/l	4.37	--	1
9-Chlorohexadecafluoro-3-Oxanone-1-Sulfonic Acid (9Cl-PF3ONS)	ND		ng/l	1.75	--	1
11-Chloroeicosafluoro-3-Oxaundecane-1-Sulfonic Acid (11Cl-PF3OUdS)	ND		ng/l	1.75	--	1
N-Methyl Perfluorooctane Sulfonamide (NMeFOSA)	ND		ng/l	17.5	--	1
N-Ethyl Perfluorooctane Sulfonamide (NEtFOSA)	ND		ng/l	17.5	--	1
N-Methyl Perfluorooctanesulfonamido Ethanol (NMeFOSE)	ND		ng/l	43.7	--	1
N-Ethyl Perfluorooctanesulfonamido Ethanol (NEtFOSE)	ND		ng/l	43.7	--	1
PFOA/PFOS, Total	ND		ng/l	1.75	--	1
PFAS, Total (5)	ND		ng/l	1.75	--	1

Project Name: TROY MILLS LANDFILL SUPERFUND **Lab Number:** L2017720

Project Number: 04.0190987.09 **Report Date:** 05/08/20

SAMPLE RESULTS

Lab ID: L2017720-05 Date Collected: 04/28/20 13:55

Client ID: TRY_SW-4 Date Received: 04/29/20

Sample Location: TROY, NH Field Prep: Not Specified

Sample Depth:

Parameter	Result	Qualifier	Units	RL	MDL	Dilution Factor

Perfluorinated Alkyl Acids by Isotope Dilution - Mansfield Lab

Surrogate (Extracted Internal Standard)	% Recovery	Qualifier	Acceptance Criteria
Perfluoro[13C4]Butanoic Acid (MPFBA)	88		2-156
Perfluoro[13C5]Pentanoic Acid (M5PFPEA)	69		16-173
Perfluoro[2,3,4-13C3]Butanesulfonic Acid (M3PFBS)	88		31-159
1H,1H,2H,2H-Perfluoro[1,2-13C2]Hexanesulfonic Acid (M2-4:2FTS)	188		1-313
Perfluoro[1,2,3,4,6-13C5]Hexanoic Acid (M5PFHxA)	58		21-145
Perfluoro[1,2,3,4-13C4]Heptanoic Acid (M4PFHpA)	71		30-139
Perfluoro[1,2,3-13C3]Hexanesulfonic Acid (M3PFHxS)	124		47-153
Perfluoro[13C8]Octanoic Acid (M8PFOA)	73		36-149
1H,1H,2H,2H-Perfluoro[1,2-13C2]Octanesulfonic Acid (M2-6:2FTS)	149		1-244
Perfluoro[13C9]Nonanoic Acid (M9PFNA)	67		34-146
Perfluoro[13C8]Octanesulfonic Acid (M8PFOS)	107		42-146
Perfluoro[1,2,3,4,5,6-13C6]Decanoic Acid (M6PFDA)	73		38-144
1H,1H,2H,2H-Perfluoro[1,2-13C2]Decanesulfonic Acid (M2-8:2FTS)	134		7-170
N-Deuteriomethylperfluoro-1-octanesulfonamidoacetic Acid (d3-NMeFOSAA)	59		1-181
Perfluoro[1,2,3,4,5,6,7-13C7]Undecanoic Acid (M7-PFUDA)	83		40-144
Perfluoro[13C8]Octanesulfonamide (M8FOSA)	47		1-87
N-Deuterioethylperfluoro-1-octanesulfonamidoacetic Acid (d5-NEtFOSAA)	56		23-146
Perfluoro[1,2-13C2]Dodecanoic Acid (MPFDOA)	76		24-161
Perfluoro[1,2-13C2]Tetradecanoic Acid (M2PFTEDA)	79		33-143
2,3,3,3-Tetrafluoro-2-[1,1,2,2,3,3,3-Heptafluoropropoxy]-13C3-Propanoic Acid (M3HFPO-DA)	**39**	Q	50-150
Perfluoro[13C2]Hexadecanoic Acid (M2PFHxDA)	85		50-150
N-Methyl-d3-Perfluoro-1-Octanesulfonamide (d3-NMeFOSA)	**10**	Q	50-150
N-Ethyl-d5-Perfluoro-1-Octanesulfonamide (d5-NEtFOSA)	**10**	Q	50-150
2-(N-Methyl-d3-Perfluoro-1-Octanesulfonamido)ethan-d4-ol (d7-NMeFOSE)	**41**	Q	50-150
2-(N-Ethyl-d5-Perfluoro-1-Octanesulfonamido)ethan-d4-ol (d9-NEtFOSE)	**44**	Q	50-150

Project Name: TROY MILLS LANDFILL SUPERFUND **Lab Number:** L2017720

Project Number: 04.0190987.09 **Report Date:** 05/08/20

SAMPLE RESULTS

Lab ID: L2017720-06
Client ID: TRY_SW-100
Sample Location: TROY, NH

Date Collected: 04/28/20 11:30
Date Received: 04/29/20
Field Prep: Not Specified

Sample Depth:
Matrix: Water
Analytical Method: 134,LCMSMS-ID
Analytical Date: 05/03/20 13:06
Analyst: SG

Extraction Method: ALPHA 23528
Extraction Date: 04/30/20 17:30

Parameter	Result	Qualifier	Units	RL	MDL	Dilution Factor
Perfluorinated Alkyl Acids by Isotope Dilution - Mansfield Lab						
Perfluorobutanoic Acid (PFBA)	ND		ng/l	1.86	--	1
Perfluoropentanoic Acid (PFPeA)	ND		ng/l	1.86	--	1
Perfluorobutanesulfonic Acid (PFBS)	ND		ng/l	1.86	--	1
1H,1H,2H,2H-Perfluorohexanesulfonic Acid (4:2FTS)	ND		ng/l	1.86	--	1
Perfluorohexanoic Acid (PFHxA)	2.08		ng/l	1.86	--	1
Perfluoropentanesulfonic Acid (PFPeS)	ND		ng/l	1.86	--	1
Perfluoroheptanoic Acid (PFHpA)	2.45		ng/l	1.86	--	1
Perfluorohexanesulfonic Acid (PFHxS)	ND		ng/l	1.86	--	1
Perfluorooctanoic Acid (PFOA)	4.15		ng/l	1.86	--	1
1H,1H,2H,2H-Perfluorooctanesulfonic Acid (6:2FTS)	ND		ng/l	1.86	--	1
Perfluoroheptanesulfonic Acid (PFHpS)	ND		ng/l	1.86	--	1
Perfluorononanoic Acid (PFNA)	ND		ng/l	1.86	--	1
Perfluorooctanesulfonic Acid (PFOS)	ND		ng/l	1.86	--	1
Perfluorodecanoic Acid (PFDA)	ND		ng/l	1.86	--	1
1H,1H,2H,2H-Perfluorodecanesulfonic Acid (8:2FTS)	ND		ng/l	1.86	--	1
Perfluorononanesulfonic Acid (PFNS)	ND		ng/l	1.86	--	1
N-Methyl Perfluorooctanesulfonamidoacetic Acid (NMeFOSAA)	ND		ng/l	1.86	--	1
Perfluoroundecanoic Acid (PFUnA)	ND		ng/l	1.86	--	1
Perfluorodecanesulfonic Acid (PFDS)	ND		ng/l	1.86	--	1
Perfluorooctanesulfonamide (FOSA)	ND		ng/l	1.86	--	1
N-Ethyl Perfluorooctanesulfonamidoacetic Acid (NEtFOSAA)	ND		ng/l	1.86	--	1
Perfluorododecanoic Acid (PFDoA)	ND		ng/l	1.86	--	1
Perfluorotridecanoic Acid (PFTrDA)	ND		ng/l	1.86	--	1
Perfluorotetradecanoic Acid (PFTA)	ND		ng/l	1.86	--	1
2,3,3,3-Tetrafluoro-2-[1,1,2,2,3,3,3-Heptafluoropropoxy]-Propanoic Acid (HFPO-DA)	ND		ng/l	46.5	--	1
4,8-Dioxa-3h-Perfluorononanoic Acid (ADONA)	ND		ng/l	1.86	--	1
Perfluorohexadecanoic Acid (PFHxDA)	ND		ng/l	3.72	--	1

Project Name: TROY MILLS LANDFILL SUPERFUND **Lab Number:** L2017720

Project Number: 04.0190987.09 **Report Date:** 05/08/20

SAMPLE RESULTS

Lab ID: L2017720-06 Date Collected: 04/28/20 11:30

Client ID: TRY_SW-100 Date Received: 04/29/20

Sample Location: TROY, NH Field Prep: Not Specified

Sample Depth:

Parameter	Result	Qualifier	Units	RL	MDL	Dilution Factor
Perfluorinated Alkyl Acids by Isotope Dilution - Mansfield Lab						
Perfluorooctadecanoic Acid (PFODA)	ND		ng/l	3.72	--	1
Perfluorododecane Sulfonic Acid (PFDoDS)	ND		ng/l	1.86	--	1
1H,1H,2H,2H-Perfluorododecanesulfonic Acid (10:2FTS)	ND		ng/l	4.65	--	1
9-Chlorohexadecafluoro-3-Oxanone-1-Sulfonic Acid (9Cl-PF3ONS)	ND		ng/l	1.86	--	1
11-Chloroeicosafluoro-3-Oxaundecane-1-Sulfonic Acid (11Cl-PF3OUdS)	ND		ng/l	1.86	--	1
N-Methyl Perfluorooctane Sulfonamide (NMeFOSA)	ND		ng/l	18.6	--	1
N-Ethyl Perfluorooctane Sulfonamide (NEtFOSA)	ND		ng/l	18.6	--	1
N-Methyl Perfluorooctanesulfonamido Ethanol (NMeFOSE)	ND		ng/l	46.5	--	1
N-Ethyl Perfluorooctanesulfonamido Ethanol (NEtFOSE)	ND		ng/l	46.5	--	1
PFOA/PFOS, Total	4.15		ng/l	1.86	--	1
PFAS, Total (5)	6.60		ng/l	1.86	--	1

Project Name: TROY MILLS LANDFILL SUPERFUND **Lab Number:** L2017720

Project Number: 04.0190987.09 **Report Date:** 05/08/20

SAMPLE RESULTS

Lab ID: L2017720-06 Date Collected: 04/28/20 11:30

Client ID: TRY_SW-100 Date Received: 04/29/20

Sample Location: TROY, NH Field Prep: Not Specified

Sample Depth:

Parameter	Result	Qualifier	Units	RL	MDL	Dilution Factor

Perfluorinated Alkyl Acids by Isotope Dilution - Mansfield Lab

Surrogate (Extracted Internal Standard)	% Recovery	Qualifier	Acceptance Criteria
Perfluoro[13C4]Butanoic Acid (MPFBA)	86		2-156
Perfluoro[13C5]Pentanoic Acid (M5PFPEA)	68		16-173
Perfluoro[2,3,4-13C3]Butanesulfonic Acid (M3PFBS)	86		31-159
1H,1H,2H,2H-Perfluoro[1,2-13C2]Hexanesulfonic Acid (M2-4:2FTS)	181		1-313
Perfluoro[1,2,3,4,6-13C5]Hexanoic Acid (M5PFHxA)	55		21-145
Perfluoro[1,2,3,4-13C4]Heptanoic Acid (M4PFHpA)	67		30-139
Perfluoro[1,2,3-13C3]Hexanesulfonic Acid (M3PFHxS)	115		47-153
Perfluoro[13C8]Octanoic Acid (M8PFOA)	73		36-149
1H,1H,2H,2H-Perfluoro[1,2-13C2]Octanesulfonic Acid (M2-6:2FTS)	144		1-244
Perfluoro[13C9]Nonanoic Acid (M9PFNA)	62		34-146
Perfluoro[13C8]Octanesulfonic Acid (M8PFOS)	96		42-146
Perfluoro[1,2,3,4,5,6-13C6]Decanoic Acid (M6PFDA)	66		38-144
1H,1H,2H,2H-Perfluoro[1,2-13C2]Decanesulfonic Acid (M2-8:2FTS)	120		7-170
N-Deuteriomethylperfluoro-1-octanesulfonamidoacetic Acid (d3-NMeFOSAA)	52		1-181
Perfluoro[1,2,3,4,5,6,7-13C7]Undecanoic Acid (M7-PFUDA)	79		40-144
Perfluoro[13C8]Octanesulfonamide (M8FOSA)	47		1-87
N-Deuterioethylperfluoro-1-octanesulfonamidoacetic Acid (d5-NEtFOSAA)	56		23-146
Perfluoro[1,2-13C2]Dodecanoic Acid (MPFDOA)	72		24-161
Perfluoro[1,2-13C2]Tetradecanoic Acid (M2PFTEDA)	73		33-143
2,3,3,3-Tetrafluoro-2-[1,1,2,2,3,3,3-Heptafluoropropoxy]-13C3-Propanoic Acid (M3HFPO-DA)	**36**	Q	50-150
Perfluoro[13C2]Hexadecanoic Acid (M2PFHxDA)	80		50-150
N-Methyl-d3-Perfluoro-1-Octanesulfonamide (d3-NMeFOSA)	**8**	Q	50-150
N-Ethyl-d5-Perfluoro-1-Octanesulfonamide (d5-NEtFOSA)	**7**	Q	50-150
2-(N-Methyl-d3-Perfluoro-1-Octanesulfonamido)ethan-d4-ol (d7-NMeFOSE)	**44**	Q	50-150
2-(N-Ethyl-d5-Perfluoro-1-Octanesulfonamido)ethan-d4-ol (d9-NEtFOSE)	**42**	Q	50-150

Project Name: TROY MILLS LANDFILL SUPERFUND **Lab Number:** L2017720

Project Number: 04.0190987.09 **Report Date:** 05/08/20

SAMPLE RESULTS

Lab ID: L2017720-07
Client ID: TRY_SW-SDP
Sample Location: TROY, NH

Date Collected: 04/28/20 17:50
Date Received: 04/29/20
Field Prep: Not Specified

Sample Depth:
Matrix: Water
Analytical Method: 134,LCMSMS-ID
Analytical Date: 05/03/20 13:23
Analyst: SG

Extraction Method: ALPHA 23528
Extraction Date: 04/30/20 17:30

Parameter	Result	Qualifier	Units	RL	MDL	Dilution Factor
Perfluorinated Alkyl Acids by Isotope Dilution - Mansfield Lab						
Perfluorobutanoic Acid (PFBA)	ND		ng/l	1.89	--	1
Perfluoropentanoic Acid (PFPeA)	ND		ng/l	1.89	--	1
Perfluorobutanesulfonic Acid (PFBS)	ND		ng/l	1.89	--	1
1H,1H,2H,2H-Perfluorohexanesulfonic Acid (4:2FTS)	ND		ng/l	1.89	--	1
Perfluorohexanoic Acid (PFHxA)	ND		ng/l	1.89	--	1
Perfluoropentanesulfonic Acid (PFPeS)	ND		ng/l	1.89	--	1
Perfluoroheptanoic Acid (PFHpA)	1.94		ng/l	1.89	--	1
Perfluorohexanesulfonic Acid (PFHxS)	ND		ng/l	1.89	--	1
Perfluorooctanoic Acid (PFOA)	3.86		ng/l	1.89	--	1
1H,1H,2H,2H-Perfluorooctanesulfonic Acid (6:2FTS)	ND		ng/l	1.89	--	1
Perfluoroheptanesulfonic Acid (PFHpS)	ND		ng/l	1.89	--	1
Perfluorononanoic Acid (PFNA)	ND		ng/l	1.89	--	1
Perfluorooctanesulfonic Acid (PFOS)	ND		ng/l	1.89	--	1
Perfluorodecanoic Acid (PFDA)	ND		ng/l	1.89	--	1
1H,1H,2H,2H-Perfluorodecanesulfonic Acid (8:2FTS)	ND		ng/l	1.89	--	1
Perfluorononanesulfonic Acid (PFNS)	ND		ng/l	1.89	--	1
N-Methyl Perfluorooctanesulfonamidoacetic Acid (NMeFOSAA)	ND		ng/l	1.89	--	1
Perfluoroundecanoic Acid (PFUnA)	ND		ng/l	1.89	--	1
Perfluorodecanesulfonic Acid (PFDS)	ND		ng/l	1.89	--	1
Perfluorooctanesulfonamide (FOSA)	ND		ng/l	1.89	--	1
N-Ethyl Perfluorooctanesulfonamidoacetic Acid (NEtFOSAA)	ND		ng/l	1.89	--	1
Perfluorododecanoic Acid (PFDoA)	ND		ng/l	1.89	--	1
Perfluorotridecanoic Acid (PFTrDA)	ND		ng/l	1.89	--	1
Perfluorotetradecanoic Acid (PFTA)	ND		ng/l	1.89	--	1
2,3,3,3-Tetrafluoro-2-[1,1,2,2,3,3,3-Heptafluoropropoxy]-Propanoic Acid (HFPO-DA)	ND		ng/l	47.2	--	1
4,8-Dioxa-3h-Perfluorononanoic Acid (ADONA)	ND		ng/l	1.89	--	1
Perfluorohexadecanoic Acid (PFHxDA)	ND		ng/l	3.77	--	1

Project Name: TROY MILLS LANDFILL SUPERFUND **Lab Number:** L2017720

Project Number: 04.0190987.09 **Report Date:** 05/08/20

SAMPLE RESULTS

Lab ID: L2017720-07 Date Collected: 04/28/20 17:50

Client ID: TRY_SW-SDP Date Received: 04/29/20

Sample Location: TROY, NH Field Prep: Not Specified

Sample Depth:

Parameter	Result	Qualifier	Units	RL	MDL	Dilution Factor
Perfluorinated Alkyl Acids by Isotope Dilution - Mansfield Lab						
Perfluorooctadecanoic Acid (PFODA)	ND		ng/l	3.77	--	1
Perfluorododecane Sulfonic Acid (PFDoDS)	ND		ng/l	1.89	--	1
1H,1H,2H,2H-Perfluorododecanesulfonic Acid (10:2FTS)	ND		ng/l	4.72	--	1
9-Chlorohexadecafluoro-3-Oxanone-1-Sulfonic Acid (9Cl-PF3ONS)	ND		ng/l	1.89	--	1
11-Chloroeicosafluoro-3-Oxaundecane-1-Sulfonic Acid (11Cl-PF3OUdS)	ND		ng/l	1.89	--	1
N-Methyl Perfluorooctanesulfonamido Ethanol (NMeFOSE)	ND		ng/l	47.2	--	1
N-Ethyl Perfluorooctanesulfonamido Ethanol (NEtFOSE)	ND		ng/l	47.2	--	1
PFOA/PFOS, Total	3.86		ng/l	1.89	--	1
PFAS, Total (5)	5.80		ng/l	1.89	--	1

Surrogate (Extracted Internal Standard)	% Recovery	Qualifier	Acceptance Criteria
Perfluoro[13C4]Butanoic Acid (MPFBA)	84		2-156
Perfluoro[13C5]Pentanoic Acid (M5PFPEA)	69		16-173
Perfluoro[2,3,4-13C3]Butanesulfonic Acid (M3PFBS)	88		31-159
1H,1H,2H,2H-Perfluoro[1,2-13C2]Hexanesulfonic Acid (M2-4:2FTS)	172		1-313
Perfluoro[1,2,3,4,6-13C5]Hexanoic Acid (M5PFHxA)	60		21-145
Perfluoro[1,2,3,4-13C4]Heptanoic Acid (M4PFHpA)	72		30-139
Perfluoro[1,2,3-13C3]Hexanesulfonic Acid (M3PFHxS)	119		47-153
Perfluoro[13C8]Octanoic Acid (M8PFOA)	77		36-149
1H,1H,2H,2H-Perfluoro[1,2-13C2]Octanesulfonic Acid (M2-6:2FTS)	142		1-244
Perfluoro[13C9]Nonanoic Acid (M9PFNA)	68		34-146
Perfluoro[13C8]Octanesulfonic Acid (M8PFOS)	99		42-146
Perfluoro[1,2,3,4,5,6-13C6]Decanoic Acid (M6PFDA)	75		38-144
1H,1H,2H,2H-Perfluoro[1,2-13C2]Decanesulfonic Acid (M2-8:2FTS)	116		7-170
N-Deuteriomethylperfluoro-1-octanesulfonamidoacetic Acid (d3-NMeFOSAA)	58		1-181
Perfluoro[1,2,3,4,5,6,7-13C7]Undecanoic Acid (M7-PFUDA)	87		40-144
Perfluoro[13C8]Octanesulfonamide (M8FOSA)	46		1-87
N-Deuterioethylperfluoro-1-octanesulfonamidoacetic Acid (d5-NEtFOSAA)	65		23-146
Perfluoro[1,2-13C2]Dodecanoic Acid (MPFDOA)	83		24-161
Perfluoro[1,2-13C2]Tetradecanoic Acid (M2PFTEDA)	80		33-143
2,3,3,3-Tetrafluoro-2-[1,1,2,2,3,3,3-Heptafluoropropoxy]-13C3-Propanoic Acid (M3HFPO-DA)	**38**	Q	50-150
Perfluoro[13C2]Hexadecanoic Acid (M2PFHxDA)	84		50-150
2-(N-Methyl-d3-Perfluoro-1-Octanesulfonamido)ethan-d4-ol (d7-NMeFOSE)	**41**	Q	50-150
2-(N-Ethyl-d5-Perfluoro-1-Octanesulfonamido)ethan-d4-ol (d9-NEtFOSE)	**41**	Q	50-150

Project Name: TROY MILLS LANDFILL SUPERFUND **Lab Number:** L2017720

Project Number: 04.0190987.09 **Report Date:** 05/08/20

SAMPLE RESULTS

Lab ID: L2017720-07
Client ID: TRY_SW-SDP
Sample Location: TROY, NH

Date Collected: 04/28/20 17:50
Date Received: 04/29/20
Field Prep: Not Specified

Sample Depth:
Matrix: Water
Analytical Method: 134,LCMSMS-ID
Analytical Date: 05/03/20 18:21
Analyst: SG

Extraction Method: ALPHA 23528
Extraction Date: 04/30/20 17:30

Parameter	Result	Qualifier	Units	RL	MDL	Dilution Factor
Perfluorinated Alkyl Acids by Isotope Dilution - Mansfield Lab						
N-Methyl Perfluorooctane Sulfonamide (NMeFOSA)	ND		ng/l	18.9	--	1
N-Ethyl Perfluorooctane Sulfonamide (NEtFOSA)	ND		ng/l	18.9	--	1

Surrogate (Extracted Internal Standard)	% Recovery	Qualifier	Acceptance Criteria
N-Methyl-d3-Perfluoro-1-Octanesulfonamide (d3-NMeFOSA)	**5**	Q	50-150
N-Ethyl-d5-Perfluoro-1-Octanesulfonamide (d5-NEtFOSA)	**6**	Q	50-150

Project Name: TROY MILLS LANDFILL SUPERFUND **Lab Number:** L2017720

Project Number: 04.0190987.09 **Report Date:** 05/08/20

SAMPLE RESULTS

Lab ID: L2017720-08
Client ID: TRY_SW-LEACHATE
Sample Location: TROY, NH

Date Collected: 04/28/20 13:15
Date Received: 04/29/20
Field Prep: Not Specified

Sample Depth:
Matrix: Water
Analytical Method: 134,LCMSMS-ID
Analytical Date: 05/03/20 13:39
Analyst: SG

Extraction Method: ALPHA 23528
Extraction Date: 04/30/20 17:30

Parameter	Result	Qualifier	Units	RL	MDL	Dilution Factor
Perfluorinated Alkyl Acids by Isotope Dilution - Mansfield Lab						
Perfluorobutanoic Acid (PFBA)	48.5		ng/l	1.85	--	1
Perfluoropentanoic Acid (PFPeA)	108		ng/l	1.85	--	1
Perfluorobutanesulfonic Acid (PFBS)	9.37		ng/l	1.85	--	1
1H,1H,2H,2H-Perfluorohexanesulfonic Acid (4:2FTS)	ND		ng/l	1.85	--	1
Perfluorohexanoic Acid (PFHxA)	132		ng/l	1.85	--	1
Perfluoropentanesulfonic Acid (PFPeS)	ND		ng/l	1.85	--	1
Perfluoroheptanoic Acid (PFHpA)	174		ng/l	1.85	--	1
Perfluorohexanesulfonic Acid (PFHxS)	7.18		ng/l	1.85	--	1
Perfluorooctanoic Acid (PFOA)	363		ng/l	1.85	--	1
1H,1H,2H,2H-Perfluorooctanesulfonic Acid (6:2FTS)	ND		ng/l	1.85	--	1
Perfluoroheptanesulfonic Acid (PFHpS)	ND		ng/l	1.85	--	1
Perfluorononanoic Acid (PFNA)	29.2		ng/l	1.85	--	1
Perfluorooctanesulfonic Acid (PFOS)	10.1		ng/l	1.85	--	1
Perfluorodecanoic Acid (PFDA)	ND		ng/l	1.85	--	1
1H,1H,2H,2H-Perfluorodecanesulfonic Acid (8:2FTS)	ND		ng/l	1.85	--	1
Perfluorononanesulfonic Acid (PFNS)	ND		ng/l	1.85	--	1
N-Methyl Perfluorooctanesulfonamidoacetic Acid (NMeFOSAA)	ND		ng/l	1.85	--	1
Perfluoroundecanoic Acid (PFUnA)	ND		ng/l	1.85	--	1
Perfluorodecanesulfonic Acid (PFDS)	ND		ng/l	1.85	--	1
Perfluorooctanesulfonamide (FOSA)	ND		ng/l	1.85	--	1
N-Ethyl Perfluorooctanesulfonamidoacetic Acid (NEtFOSAA)	ND		ng/l	1.85	--	1
Perfluorododecanoic Acid (PFDoA)	ND		ng/l	1.85	--	1
Perfluorotridecanoic Acid (PFTrDA)	ND		ng/l	1.85	--	1
Perfluorotetradecanoic Acid (PFTA)	ND		ng/l	1.85	--	1
2,3,3,3-Tetrafluoro-2-[1,1,2,2,3,3,3-Heptafluoropropoxy]-Propanoic Acid (HFPO-DA)	ND		ng/l	46.3	--	1
4,8-Dioxa-3h-Perfluorononanoic Acid (ADONA)	ND		ng/l	1.85	--	1
Perfluorohexadecanoic Acid (PFHxDA)	ND		ng/l	3.70	--	1

Project Name: TROY MILLS LANDFILL SUPERFUND **Lab Number:** L2017720

Project Number: 04.0190987.09 **Report Date:** 05/08/20

SAMPLE RESULTS

Lab ID: L2017720-08 Date Collected: 04/28/20 13:15

Client ID: TRY_SW-LEACHATE Date Received: 04/29/20

Sample Location: TROY, NH Field Prep: Not Specified

Sample Depth:

Parameter	Result	Qualifier	Units	RL	MDL	Dilution Factor
Perfluorinated Alkyl Acids by Isotope Dilution - Mansfield Lab						
Perfluorooctadecanoic Acid (PFODA)	ND		ng/l	3.70	--	1
Perfluorododecane Sulfonic Acid (PFDoDS)	ND		ng/l	1.85	--	1
1H,1H,2H,2H-Perfluorododecanesulfonic Acid (10:2FTS)	ND		ng/l	4.63	--	1
9-Chlorohexadecafluoro-3-Oxanone-1-Sulfonic Acid (9Cl-PF3ONS)	ND		ng/l	1.85	--	1
11-Chloroeicosafluoro-3-Oxaundecane-1-Sulfonic Acid (11Cl-PF3OUdS)	ND		ng/l	1.85	--	1
N-Methyl Perfluorooctane Sulfonamide (NMeFOSA)	ND		ng/l	18.5	--	1
N-Ethyl Perfluorooctane Sulfonamide (NEtFOSA)	ND		ng/l	18.5	--	1
N-Methyl Perfluorooctanesulfonamido Ethanol (NMeFOSE)	ND		ng/l	46.3	--	1
N-Ethyl Perfluorooctanesulfonamido Ethanol (NEtFOSE)	ND		ng/l	46.3	--	1
PFOA/PFOS, Total	373		ng/l	1.85	--	1
PFAS, Total (5)	583		ng/l	1.85	--	1

Project Name: TROY MILLS LANDFILL SUPERFUND **Lab Number:** L2017720

Project Number: 04.0190987.09 **Report Date:** 05/08/20

SAMPLE RESULTS

Lab ID: L2017720-08 Date Collected: 04/28/20 13:15

Client ID: TRY_SW-LEACHATE Date Received: 04/29/20

Sample Location: TROY, NH Field Prep: Not Specified

Sample Depth:

Parameter	Result	Qualifier	Units	RL	MDL	Dilution Factor

Perfluorinated Alkyl Acids by Isotope Dilution - Mansfield Lab

Surrogate (Extracted Internal Standard)	% Recovery	Qualifier	Acceptance Criteria
Perfluoro[13C4]Butanoic Acid (MPFBA)	93		2-156
Perfluoro[13C5]Pentanoic Acid (M5PFPEA)	72		16-173
Perfluoro[2,3,4-13C3]Butanesulfonic Acid (M3PFBS)	80		31-159
1H,1H,2H,2H-Perfluoro[1,2-13C2]Hexanesulfonic Acid (M2-4:2FTS)	222		1-313
Perfluoro[1,2,3,4,6-13C5]Hexanoic Acid (M5PFHxA)	62		21-145
Perfluoro[1,2,3,4-13C4]Heptanoic Acid (M4PFHpA)	80		30-139
Perfluoro[1,2,3-13C3]Hexanesulfonic Acid (M3PFHxS)	120		47-153
Perfluoro[13C8]Octanoic Acid (M8PFOA)	85		36-149
1H,1H,2H,2H-Perfluoro[1,2-13C2]Octanesulfonic Acid (M2-6:2FTS)	**263**	Q	1-244
Perfluoro[13C9]Nonanoic Acid (M9PFNA)	81		34-146
Perfluoro[13C8]Octanesulfonic Acid (M8PFOS)	98		42-146
Perfluoro[1,2,3,4,5,6-13C6]Decanoic Acid (M6PFDA)	76		38-144
1H,1H,2H,2H-Perfluoro[1,2-13C2]Decanesulfonic Acid (M2-8:2FTS)	**201**	Q	7-170
N-Deuteriomethylperfluoro-1-octanesulfonamidoacetic Acid (d3-NMeFOSAA)	93		1-181
Perfluoro[1,2,3,4,5,6,7-13C7]Undecanoic Acid (M7-PFUDA)	90		40-144
Perfluoro[13C8]Octanesulfonamide (M8FOSA)	45		1-87
N-Deuterioethylperfluoro-1-octanesulfonamidoacetic Acid (d5-NEtFOSAA)	103		23-146
Perfluoro[1,2-13C2]Dodecanoic Acid (MPFDOA)	76		24-161
Perfluoro[1,2-13C2]Tetradecanoic Acid (M2PFTEDA)	77		33-143
2,3,3,3-Tetrafluoro-2-[1,1,2,2,3,3,3-Heptafluoropropoxy]-13C3-Propanoic Acid (M3HFPO-DA)	75		50-150
Perfluoro[13C2]Hexadecanoic Acid (M2PFHxDA)	75		50-150
N-Methyl-d3-Perfluoro-1-Octanesulfonamide (d3-NMeFOSA)	**6**	Q	50-150
N-Ethyl-d5-Perfluoro-1-Octanesulfonamide (d5-NEtFOSA)	**5**	Q	50-150
2-(N-Methyl-d3-Perfluoro-1-Octanesulfonamido)ethan-d4-ol (d7-NMeFOSE)	**39**	Q	50-150
2-(N-Ethyl-d5-Perfluoro-1-Octanesulfonamido)ethan-d4-ol (d9-NEtFOSE)	**39**	Q	50-150

Project Name: TROY MILLS LANDFILL SUPERFUND **Lab Number:** L2017720

Project Number: 04.0190987.09 **Report Date:** 05/08/20

SAMPLE RESULTS

Lab ID: L2017720-09
Client ID: TRY_SW-LEACHATE DUP
Sample Location: TROY, NH

Date Collected: 04/28/20 13:15
Date Received: 04/29/20
Field Prep: Not Specified

Sample Depth:
Matrix: Water
Analytical Method: 134,LCMSMS-ID
Analytical Date: 05/03/20 13:56
Analyst: SG

Extraction Method: ALPHA 23528
Extraction Date: 04/30/20 17:30

Parameter	Result	Qualifier	Units	RL	MDL	Dilution Factor
Perfluorinated Alkyl Acids by Isotope Dilution - Mansfield Lab						
Perfluorobutanoic Acid (PFBA)	48.4		ng/l	1.82	--	1
Perfluoropentanoic Acid (PFPeA)	106		ng/l	1.82	--	1
Perfluorobutanesulfonic Acid (PFBS)	9.09		ng/l	1.82	--	1
1H,1H,2H,2H-Perfluorohexanesulfonic Acid (4:2FTS)	ND		ng/l	1.82	--	1
Perfluorohexanoic Acid (PFHxA)	133		ng/l	1.82	--	1
Perfluoropentanesulfonic Acid (PFPeS)	ND		ng/l	1.82	--	1
Perfluoroheptanoic Acid (PFHpA)	172		ng/l	1.82	--	1
Perfluorohexanesulfonic Acid (PFHxS)	8.43		ng/l	1.82	--	1
Perfluorooctanoic Acid (PFOA)	351		ng/l	1.82	--	1
1H,1H,2H,2H-Perfluorooctanesulfonic Acid (6:2FTS)	ND		ng/l	1.82	--	1
Perfluoroheptanesulfonic Acid (PFHpS)	ND		ng/l	1.82	--	1
Perfluorononanoic Acid (PFNA)	29.3		ng/l	1.82	--	1
Perfluorooctanesulfonic Acid (PFOS)	10.6		ng/l	1.82	--	1
Perfluorodecanoic Acid (PFDA)	ND		ng/l	1.82	--	1
1H,1H,2H,2H-Perfluorodecanesulfonic Acid (8:2FTS)	ND		ng/l	1.82	--	1
Perfluorononanesulfonic Acid (PFNS)	ND		ng/l	1.82	--	1
N-Methyl Perfluorooctanesulfonamidoacetic Acid (NMeFOSAA)	ND		ng/l	1.82	--	1
Perfluoroundecanoic Acid (PFUnA)	ND		ng/l	1.82	--	1
Perfluorodecanesulfonic Acid (PFDS)	ND		ng/l	1.82	--	1
Perfluorooctanesulfonamide (FOSA)	ND		ng/l	1.82	--	1
N-Ethyl Perfluorooctanesulfonamidoacetic Acid (NEtFOSAA)	ND		ng/l	1.82	--	1
Perfluorododecanoic Acid (PFDoA)	ND		ng/l	1.82	--	1
Perfluorotridecanoic Acid (PFTrDA)	ND		ng/l	1.82	--	1
Perfluorotetradecanoic Acid (PFTA)	ND		ng/l	1.82	--	1
2,3,3,3-Tetrafluoro-2-[1,1,2,2,3,3,3-Heptafluoropropoxy]-Propanoic Acid (HFPO-DA)	ND		ng/l	45.6	--	1
4,8-Dioxa-3h-Perfluorononanoic Acid (ADONA)	ND		ng/l	1.82	--	1
Perfluorohexadecanoic Acid (PFHxDA)	ND		ng/l	3.65	--	1

Project Name: TROY MILLS LANDFILL SUPERFUND **Lab Number:** L2017720

Project Number: 04.0190987.09 **Report Date:** 05/08/20

SAMPLE RESULTS

Lab ID: L2017720-09 Date Collected: 04/28/20 13:15

Client ID: TRY_SW-LEACHATE DUP Date Received: 04/29/20

Sample Location: TROY, NH Field Prep: Not Specified

Sample Depth:

Parameter	Result	Qualifier	Units	RL	MDL	Dilution Factor
Perfluorinated Alkyl Acids by Isotope Dilution - Mansfield Lab						
Perfluorooctadecanoic Acid (PFODA)	ND		ng/l	3.65	--	1
Perfluorododecane Sulfonic Acid (PFDoDS)	ND		ng/l	1.82	--	1
1H,1H,2H,2H-Perfluorododecanesulfonic Acid (10:2FTS)	ND		ng/l	4.56	--	1
9-Chlorohexadecafluoro-3-Oxanone-1-Sulfonic Acid (9Cl-PF3ONS)	ND		ng/l	1.82	--	1
11-Chloroeicosafluoro-3-Oxaundecane-1-Sulfonic Acid (11Cl-PF3OUdS)	ND		ng/l	1.82	--	1
N-Methyl Perfluorooctanesulfonamido Ethanol (NMeFOSE)	ND		ng/l	45.6	--	1
N-Ethyl Perfluorooctanesulfonamido Ethanol (NEtFOSE)	ND		ng/l	45.6	--	1
PFOA/PFOS, Total	362		ng/l	1.82	--	1
PFAS, Total (5)	571		ng/l	1.82	--	1

Surrogate (Extracted Internal Standard)	% Recovery	Qualifier	Acceptance Criteria
Perfluoro[13C4]Butanoic Acid (MPFBA)	95		2-156
Perfluoro[13C5]Pentanoic Acid (M5PFPEA)	75		16-173
Perfluoro[2,3,4-13C3]Butanesulfonic Acid (M3PFBS)	84		31-159
1H,1H,2H,2H-Perfluoro[1,2-13C2]Hexanesulfonic Acid (M2-4:2FTS)	226		1-313
Perfluoro[1,2,3,4,6-13C5]Hexanoic Acid (M5PFHxA)	62		21-145
Perfluoro[1,2,3,4-13C4]Heptanoic Acid (M4PFHpA)	81		30-139
Perfluoro[1,2,3-13C3]Hexanesulfonic Acid (M3PFHxS)	119		47-153
Perfluoro[13C8]Octanoic Acid (M8PFOA)	86		36-149
1H,1H,2H,2H-Perfluoro[1,2-13C2]Octanesulfonic Acid (M2-6:2FTS)	**266**	Q	1-244
Perfluoro[13C9]Nonanoic Acid (M9PFNA)	79		34-146
Perfluoro[13C8]Octanesulfonic Acid (M8PFOS)	92		42-146
Perfluoro[1,2,3,4,5,6-13C6]Decanoic Acid (M6PFDA)	70		38-144
1H,1H,2H,2H-Perfluoro[1,2-13C2]Decanesulfonic Acid (M2-8:2FTS)	**190**	Q	7-170
N-Deuteriomethylperfluoro-1-octanesulfonamidoacetic Acid (d3-NMeFOSAA)	88		1-181
Perfluoro[1,2,3,4,5,6,7-13C7]Undecanoic Acid (M7-PFUDA)	82		40-144
Perfluoro[13C8]Octanesulfonamide (M8FOSA)	40		1-87
N-Deuterioethylperfluoro-1-octanesulfonamidoacetic Acid (d5-NEtFOSAA)	94		23-146
Perfluoro[1,2-13C2]Dodecanoic Acid (MPFDOA)	72		24-161
Perfluoro[1,2-13C2]Tetradecanoic Acid (M2PFTEDA)	74		33-143
2,3,3,3-Tetrafluoro-2-[1,1,2,2,3,3,3-Heptafluoropropoxy]-13C3-Propanoic Acid (M3HFPO-DA)	75		50-150
Perfluoro[13C2]Hexadecanoic Acid (M2PFHxDA)	76		50-150
2-(N-Methyl-d3-Perfluoro-1-Octanesulfonamido)ethan-d4-ol (d7-NMeFOSE)	**31**	Q	50-150
2-(N-Ethyl-d5-Perfluoro-1-Octanesulfonamido)ethan-d4-ol (d9-NEtFOSE)	**33**	Q	50-150

Project Name: TROY MILLS LANDFILL SUPERFUND **Lab Number:** L2017720

Project Number: 04.0190987.09 **Report Date:** 05/08/20

SAMPLE RESULTS

Lab ID: L2017720-09
Client ID: TRY_SW-LEACHATE DUP
Sample Location: TROY, NH

Date Collected: 04/28/20 13:15
Date Received: 04/29/20
Field Prep: Not Specified

Sample Depth:
Matrix: Water
Analytical Method: 134,LCMSMS-ID
Analytical Date: 05/03/20 18:54
Analyst: SG

Extraction Method: ALPHA 23528
Extraction Date: 04/30/20 17:30

Parameter	Result	Qualifier	Units	RL	MDL	Dilution Factor
Perfluorinated Alkyl Acids by Isotope Dilution - Mansfield Lab						
N-Methyl Perfluorooctane Sulfonamide (NMeFOSA)	ND		ng/l	18.2	--	1
N-Ethyl Perfluorooctane Sulfonamide (NEtFOSA)	ND		ng/l	18.2	--	1

Surrogate (Extracted Internal Standard)	% Recovery	Qualifier	Acceptance Criteria
N-Methyl-d3-Perfluoro-1-Octanesulfonamide (d3-NMeFOSA)	**4**	Q	50-150
N-Ethyl-d5-Perfluoro-1-Octanesulfonamide (d5-NEtFOSA)	**5**	Q	50-150

Project Name: TROY MILLS LANDFILL SUPERFUND **Lab Number:** L2017720

Project Number: 04.0190987.09 **Report Date:** 05/08/20

SAMPLE RESULTS

Lab ID: L2017720-10
Client ID: TRY_SW-LEACH-B
Sample Location: TROY, NH

Date Collected: 04/28/20 12:00
Date Received: 04/29/20
Field Prep: Not Specified

Sample Depth:
Matrix: Water
Analytical Method: 134,LCMSMS-ID
Analytical Date: 05/03/20 14:12
Analyst: SG

Extraction Method: ALPHA 23528
Extraction Date: 04/30/20 17:30

Parameter	Result	Qualifier	Units	RL	MDL	Dilution Factor
Perfluorinated Alkyl Acids by Isotope Dilution - Mansfield Lab						
Perfluorobutanoic Acid (PFBA)	6.74		ng/l	1.97	--	1
Perfluoropentanoic Acid (PFPeA)	13.7		ng/l	1.97	--	1
Perfluorobutanesulfonic Acid (PFBS)	ND		ng/l	1.97	--	1
1H,1H,2H,2H-Perfluorohexanesulfonic Acid (4:2FTS)	ND		ng/l	1.97	--	1
Perfluorohexanoic Acid (PFHxA)	19.5		ng/l	1.97	--	1
Perfluoropentanesulfonic Acid (PFPeS)	ND		ng/l	1.97	--	1
Perfluoroheptanoic Acid (PFHpA)	19.5		ng/l	1.97	--	1
Perfluorohexanesulfonic Acid (PFHxS)	ND		ng/l	1.97	--	1
Perfluorooctanoic Acid (PFOA)	21.5		ng/l	1.97	--	1
1H,1H,2H,2H-Perfluorooctanesulfonic Acid (6:2FTS)	ND		ng/l	1.97	--	1
Perfluoroheptanesulfonic Acid (PFHpS)	ND		ng/l	1.97	--	1
Perfluorononanoic Acid (PFNA)	ND		ng/l	1.97	--	1
Perfluorooctanesulfonic Acid (PFOS)	2.02		ng/l	1.97	--	1
Perfluorodecanoic Acid (PFDA)	ND		ng/l	1.97	--	1
1H,1H,2H,2H-Perfluorodecanesulfonic Acid (8:2FTS)	ND		ng/l	1.97	--	1
Perfluorononanesulfonic Acid (PFNS)	ND		ng/l	1.97	--	1
N-Methyl Perfluorooctanesulfonamidoacetic Acid (NMeFOSAA)	ND		ng/l	1.97	--	1
Perfluoroundecanoic Acid (PFUnA)	ND		ng/l	1.97	--	1
Perfluorodecanesulfonic Acid (PFDS)	ND		ng/l	1.97	--	1
Perfluorooctanesulfonamide (FOSA)	ND		ng/l	1.97	--	1
N-Ethyl Perfluorooctanesulfonamidoacetic Acid (NEtFOSAA)	ND		ng/l	1.97	--	1
Perfluorododecanoic Acid (PFDoA)	ND		ng/l	1.97	--	1
Perfluorotridecanoic Acid (PFTrDA)	ND		ng/l	1.97	--	1
Perfluorotetradecanoic Acid (PFTA)	ND		ng/l	1.97	--	1
2,3,3,3-Tetrafluoro-2-[1,1,2,2,3,3,3-Heptafluoropropoxy]-Propanoic Acid (HFPO-DA)	ND		ng/l	49.2	--	1
4,8-Dioxa-3h-Perfluorononanoic Acid (ADONA)	ND		ng/l	1.97	--	1
Perfluorohexadecanoic Acid (PFHxDA)	ND		ng/l	3.94	--	1

Project Name: TROY MILLS LANDFILL SUPERFUND **Lab Number:** L2017720

Project Number: 04.0190987.09 **Report Date:** 05/08/20

SAMPLE RESULTS

Lab ID: L2017720-10 Date Collected: 04/28/20 12:00

Client ID: TRY_SW-LEACH-B Date Received: 04/29/20

Sample Location: TROY, NH Field Prep: Not Specified

Sample Depth:

Parameter	Result	Qualifier	Units	RL	MDL	Dilution Factor
Perfluorinated Alkyl Acids by Isotope Dilution - Mansfield Lab						
Perfluorooctadecanoic Acid (PFODA)	ND		ng/l	3.94	--	1
Perfluorododecane Sulfonic Acid (PFDoDS)	ND		ng/l	1.97	--	1
1H,1H,2H,2H-Perfluorododecanesulfonic Acid (10:2FTS)	ND		ng/l	4.92	--	1
9-Chlorohexadecafluoro-3-Oxanone-1-Sulfonic Acid (9Cl-PF3ONS)	ND		ng/l	1.97	--	1
11-Chloroeicosafluoro-3-Oxaundecane-1-Sulfonic Acid (11Cl-PF3OUdS)	ND		ng/l	1.97	--	1
N-Methyl Perfluorooctane Sulfonamide (NMeFOSA)	ND		ng/l	19.7	--	1
N-Ethyl Perfluorooctane Sulfonamide (NEtFOSA)	ND		ng/l	19.7	--	1
N-Methyl Perfluorooctanesulfonamido Ethanol (NMeFOSE)	ND		ng/l	49.2	--	1
N-Ethyl Perfluorooctanesulfonamido Ethanol (NEtFOSE)	ND		ng/l	49.2	--	1
PFOA/PFOS, Total	23.5		ng/l	1.97	--	1
PFAS, Total (5)	43.0		ng/l	1.97	--	1

Project Name: TROY MILLS LANDFILL SUPERFUND **Lab Number:** L2017720

Project Number: 04.0190987.09 **Report Date:** 05/08/20

SAMPLE RESULTS

Lab ID: L2017720-10 Date Collected: 04/28/20 12:00

Client ID: TRY_SW-LEACH-B Date Received: 04/29/20

Sample Location: TROY, NH Field Prep: Not Specified

Sample Depth:

Parameter	Result	Qualifier	Units	RL	MDL	Dilution Factor

Perfluorinated Alkyl Acids by Isotope Dilution - Mansfield Lab

Surrogate (Extracted Internal Standard)	% Recovery	Qualifier	Acceptance Criteria
Perfluoro[13C4]Butanoic Acid (MPFBA)	78		2-156
Perfluoro[13C5]Pentanoic Acid (M5PFPEA)	58		16-173
Perfluoro[2,3,4-13C3]Butanesulfonic Acid (M3PFBS)	77		31-159
1H,1H,2H,2H-Perfluoro[1,2-13C2]Hexanesulfonic Acid (M2-4:2FTS)	181		1-313
Perfluoro[1,2,3,4,6-13C5]Hexanoic Acid (M5PFHxA)	48		21-145
Perfluoro[1,2,3,4-13C4]Heptanoic Acid (M4PFHpA)	65		30-139
Perfluoro[1,2,3-13C3]Hexanesulfonic Acid (M3PFHxS)	108		47-153
Perfluoro[13C8]Octanoic Acid (M8PFOA)	71		36-149
1H,1H,2H,2H-Perfluoro[1,2-13C2]Octanesulfonic Acid (M2-6:2FTS)	211		1-244
Perfluoro[13C9]Nonanoic Acid (M9PFNA)	66		34-146
Perfluoro[13C8]Octanesulfonic Acid (M8PFOS)	95		42-146
Perfluoro[1,2,3,4,5,6-13C6]Decanoic Acid (M6PFDA)	65		38-144
1H,1H,2H,2H-Perfluoro[1,2-13C2]Decanesulfonic Acid (M2-8:2FTS)	138		7-170
N-Deuteriomethylperfluoro-1-octanesulfonamidoacetic Acid (d3-NMeFOSAA)	53		1-181
Perfluoro[1,2,3,4,5,6,7-13C7]Undecanoic Acid (M7-PFUDA)	75		40-144
Perfluoro[13C8]Octanesulfonamide (M8FOSA)	40		1-87
N-Deuterioethylperfluoro-1-octanesulfonamidoacetic Acid (d5-NEtFOSAA)	51		23-146
Perfluoro[1,2-13C2]Dodecanoic Acid (MPFDOA)	68		24-161
Perfluoro[1,2-13C2]Tetradecanoic Acid (M2PFTEDA)	63		33-143
2,3,3,3-Tetrafluoro-2-[1,1,2,2,3,3,3-Heptafluoropropoxy]-13C3-Propanoic Acid (M3HFPO-DA)	**49**	Q	50-150
Perfluoro[13C2]Hexadecanoic Acid (M2PFHxDA)	67		50-150
N-Methyl-d3-Perfluoro-1-Octanesulfonamide (d3-NMeFOSA)	**5**	Q	50-150
N-Ethyl-d5-Perfluoro-1-Octanesulfonamide (d5-NEtFOSA)	**5**	Q	50-150
2-(N-Methyl-d3-Perfluoro-1-Octanesulfonamido)ethan-d4-ol (d7-NMeFOSE)	**37**	Q	50-150
2-(N-Ethyl-d5-Perfluoro-1-Octanesulfonamido)ethan-d4-ol (d9-NEtFOSE)	**36**	Q	50-150

Project Name: TROY MILLS LANDFILL SUPERFUND **Lab Number:** L2017720

Project Number: 04.0190987.09 **Report Date:** 05/08/20

Method Blank Analysis
Batch Quality Control

Analytical Method: 134,LCMSMS-ID
Analytical Date: 05/03/20 11:10
Analyst: SG

Extraction Method: ALPHA 23528
Extraction Date: 04/30/20 17:30

Parameter	Result	Qualifier	Units	RL	MDL
Perfluorinated Alkyl Acids by Isotope Dilution - Mansfield Lab for sample(s): 01-10 Batch: WG1366162-1					
Perfluorobutanoic Acid (PFBA)	ND		ng/l	2.00	--
Perfluoropentanoic Acid (PFPeA)	ND		ng/l	2.00	--
Perfluorobutanesulfonic Acid (PFBS)	ND		ng/l	2.00	--
1H,1H,2H,2H-Perfluorohexanesulfonic Acid (4:2FTS)	ND		ng/l	2.00	--
Perfluorohexanoic Acid (PFHxA)	ND		ng/l	2.00	--
Perfluoropentanesulfonic Acid (PFPeS)	ND		ng/l	2.00	--
Perfluoroheptanoic Acid (PFHpA)	ND		ng/l	2.00	--
Perfluorohexanesulfonic Acid (PFHxS)	ND		ng/l	2.00	--
Perfluorooctanoic Acid (PFOA)	ND		ng/l	2.00	--
1H,1H,2H,2H-Perfluorooctanesulfonic Acid (6:2FTS)	ND		ng/l	2.00	--
Perfluoroheptanesulfonic Acid (PFHpS)	ND		ng/l	2.00	--
Perfluorononanoic Acid (PFNA)	ND		ng/l	2.00	--
Perfluorooctanesulfonic Acid (PFOS)	ND		ng/l	2.00	--
Perfluorodecanoic Acid (PFDA)	ND		ng/l	2.00	--
1H,1H,2H,2H-Perfluorodecanesulfonic Acid (8:2FTS)	ND		ng/l	2.00	--
Perfluorononanesulfonic Acid (PFNS)	ND		ng/l	2.00	--
N-Methyl Perfluorooctanesulfonamidoacetic Acid (NMeFOSAA)	ND		ng/l	2.00	--
Perfluoroundecanoic Acid (PFUnA)	ND		ng/l	2.00	--
Perfluorodecanesulfonic Acid (PFDS)	ND		ng/l	2.00	--
Perfluorooctanesulfonamide (FOSA)	ND		ng/l	2.00	--
N-Ethyl Perfluorooctanesulfonamidoacetic Acid (NEtFOSAA)	ND		ng/l	2.00	--
Perfluorododecanoic Acid (PFDoA)	ND		ng/l	2.00	--
Perfluorotridecanoic Acid (PFTrDA)	ND		ng/l	2.00	--
Perfluorotetradecanoic Acid (PFTA)	ND		ng/l	2.00	--
2,3,3,3-Tetrafluoro-2-[1,1,2,2,3,3,3-Heptafluoropropoxy]-Propanoic Acid (HFPO-DA)	ND		ng/l	50.0	--
4,8-Dioxa-3h-Perfluorononanoic Acid (ADONA)	ND		ng/l	2.00	--

Project Name: TROY MILLS LANDFILL SUPERFUND **Lab Number:** L2017720

Project Number: 04.0190987.09 **Report Date:** 05/08/20

Method Blank Analysis
Batch Quality Control

Analytical Method: 134,LCMSMS-ID
Analytical Date: 05/03/20 11:10
Analyst: SG

Extraction Method: ALPHA 23528
Extraction Date: 04/30/20 17:30

Parameter	Result	Qualifier	Units	RL	MDL
Perfluorinated Alkyl Acids by Isotope Dilution - Mansfield Lab for sample(s): 01-10 Batch: WG1366162-1					
Perfluorohexadecanoic Acid (PFHxDA)	ND		ng/l	4.00	--
Perfluorooctadecanoic Acid (PFODA)	ND		ng/l	4.00	--
Perfluorododecane Sulfonic Acid (PFDoDS)	ND		ng/l	2.00	--
1H,1H,2H,2H-Perfluorododecanesulfonic Acid (10:2FTS)	ND		ng/l	5.00	--
9-Chlorohexadecafluoro-3-Oxanone-1-Sulfonic Acid (9Cl-PF3ONS)	ND		ng/l	2.00	--
11-Chloroeicosafluoro-3-Oxaundecane-1-Sulfonic Acid (11Cl-PF3OUdS)	ND		ng/l	2.00	--
N-Methyl Perfluorooctane Sulfonamide (NMeFOSA)	ND		ng/l	20.0	--
N-Ethyl Perfluorooctane Sulfonamide (NEtFOSA)	ND		ng/l	20.0	--
N-Methyl Perfluorooctanesulfonamido Ethanol (NMeFOSE)	ND		ng/l	50.0	--
N-Ethyl Perfluorooctanesulfonamido Ethanol (NEtFOSE)	ND		ng/l	50.0	--
PFOA/PFOS, Total	ND		ng/l	2.00	--
PFAS, Total (5)	ND		ng/l	2.00	--

Project Name: TROY MILLS LANDFILL SUPERFUND **Lab Number:** L2017720

Project Number: 04.0190987.09 **Report Date:** 05/08/20

Method Blank Analysis
Batch Quality Control

Analytical Method: 134,LCMSMS-ID
Analytical Date: 05/03/20 11:10
Analyst: SG

Extraction Method: ALPHA 23528
Extraction Date: 04/30/20 17:30

Parameter	Result	Qualifier	Units	RL	MDL
Perfluorinated Alkyl Acids by Isotope Dilution - Mansfield Lab for sample(s): 01-10 Batch: WG1366162-1					

Surrogate	%Recovery	Qualifier	Acceptance Criteria
Perfluoro[13C4]Butanoic Acid (MPFBA)	82		2-156
Perfluoro[13C5]Pentanoic Acid (M5PFPEA)	79		16-173
Perfluoro[2,3,4-13C3]Butanesulfonic Acid (M3PFBS)	88		31-159
1H,1H,2H,2H-Perfluoro[1,2-13C2]Hexanesulfonic Acid (M2-4:2FTS)	101		1-313
Perfluoro[1,2,3,4,6-13C5]Hexanoic Acid (M5PFHxA)	66		21-145
Perfluoro[1,2,3,4-13C4]Heptanoic Acid (M4PFHpA)	79		30-139
Perfluoro[1,2,3-13C3]Hexanesulfonic Acid (M3PFHxS)	109		47-153
Perfluoro[13C8]Octanoic Acid (M8PFOA)	84		36-149
1H,1H,2H,2H-Perfluoro[1,2-13C2]Octanesulfonic Acid (M2-6:2FTS)	120		1-244
Perfluoro[13C9]Nonanoic Acid (M9PFNA)	83		34-146
Perfluoro[13C8]Octanesulfonic Acid (M8PFOS)	101		42-146
Perfluoro[1,2,3,4,5,6-13C6]Decanoic Acid (M6PFDA)	90		38-144
1H,1H,2H,2H-Perfluoro[1,2-13C2]Decanesulfonic Acid (M2-8:2FTS)	132		7-170
N-Deuteriomethylperfluoro-1-octanesulfonamidoacetic Acid (d3-NMeFOSAA)	88		1-181
Perfluoro[1,2,3,4,5,6,7-13C7]Undecanoic Acid (M7-PFUDA)	110		40-144
Perfluoro[13C8]Octanesulfonamide (M8FOSA)	52		1-87
N-Deuterioethylperfluoro-1-octanesulfonamidoacetic Acid (d5-NEtFOSAA)	90		23-146
Perfluoro[1,2-13C2]Dodecanoic Acid (MPFDOA)	103		24-161
Perfluoro[1,2-13C2]Tetradecanoic Acid (M2PFTEDA)	92		33-143
2,3,3,3-Tetrafluoro-2-[1,1,2,2,3,3,3-Heptafluoropropoxy]-13C3-Propanoic Acid (M3HFPO-DA)	**23**	Q	50-150
Perfluoro[13C2]Hexadecanoic Acid (M2PFHxDA)	90		50-150
N-Methyl-d3-Perfluoro-1-Octanesulfonamide (d3-NMeFOSA)	**8**	Q	50-150
N-Ethyl-d5-Perfluoro-1-Octanesulfonamide (d5-NEtFOSA)	**8**	Q	50-150
2-(N-Methyl-d3-Perfluoro-1-Octanesulfonamido)ethan-d4-ol (d7-NMeFOSE)	53		50-150
2-(N-Ethyl-d5-Perfluoro-1-Octanesulfonamido)ethan-d4-ol (d9-NEtFOSE)	56		50-150

Project Name: TROY MILLS LANDFILL SUPERFUND **Lab Number:** L2017720

Project Number: 04.0190987.09 **Report Date:** 05/08/20

Method Blank Analysis
Batch Quality Control

Analytical Method: 134,LCMSMS-ID
Analytical Date: 05/03/20 16:08
Analyst: SG

Extraction Method: ALPHA 23528
Extraction Date: 04/30/20 17:30

Parameter	Result	Qualifier	Units	RL	MDL
Perfluorinated Alkyl Acids by Isotope Dilution - Mansfield Lab for sample(s): 01-10 Batch: WG1366162-1					
N-Methyl Perfluorooctane Sulfonamide (NMeFOSA)	ND		ng/l	20.0	--
N-Ethyl Perfluorooctane Sulfonamide (NEtFOSA)	ND		ng/l	20.0	--

Surrogate	%Recovery	Qualifier	Acceptance Criteria
N-Methyl-d3-Perfluoro-1-Octanesulfonamide (d3-NMeFOSA)	**4**	Q	50-150
N-Ethyl-d5-Perfluoro-1-Octanesulfonamide (d5-NEtFOSA)	**4**	Q	50-150

Lab Control Sample Analysis
Batch Quality Control

Project Name: TROY MILLS LANDFILL SUPERFUND
Project Number: 04.0190987.09

Lab Number: L2017720
Report Date: 05/08/20

Parameter	LCS %Recovery	Qual	LCSD %Recovery	Qual	%Recovery Limits	RPD	Qual	RPD Limits
Perfluorinated Alkyl Acids by Isotope Dilution - Mansfield Lab Associated sample(s): 01-10 Batch: WG1366162-2 WG1366162-3								
Perfluorobutanoic Acid (PFBA)	119		126		67-148	6		30
Perfluoropentanoic Acid (PFPeA)	123		128		63-161	4		30
Perfluorobutanesulfonic Acid (PFBS)	104		107		65-157	3		30
1H,1H,2H,2H-Perfluorohexanesulfonic Acid (4:2FTS)	109		120		37-219	10		30
Perfluorohexanoic Acid (PFHxA)	123		130		69-168	6		30
Perfluoropentanesulfonic Acid (PFPeS)	103		104		52-156	1		30
Perfluoroheptanoic Acid (PFHpA)	121		125		58-159	3		30
Perfluorohexanesulfonic Acid (PFHxS)	112		118		69-177	5		30
Perfluorooctanoic Acid (PFOA)	122		129		63-159	6		30
1H,1H,2H,2H-Perfluorooctanesulfonic Acid (6:2FTS)	129		134		49-187	4		30
Perfluoroheptanesulfonic Acid (PFHpS)	128		134		61-179	5		30
Perfluorononanoic Acid (PFNA)	121		125		68-171	3		30
Perfluorooctanesulfonic Acid (PFOS)	115		121		52-151	5		30
Perfluorodecanoic Acid (PFDA)	118		122		63-171	3		30
1H,1H,2H,2H-Perfluorodecanesulfonic Acid (8:2FTS)	109		117		56-173	7		30
Perfluorononanesulfonic Acid (PFNS)	116		123		48-150	6		30
N-Methyl Perfluorooctanesulfonamidoacetic Acid (NMeFOSAA)	127		139		60-166	9		30
Perfluoroundecanoic Acid (PFUnA)	114		122		60-153	7		30
Perfluorodecanesulfonic Acid (PFDS)	131		143		38-156	9		30
Perfluorooctanesulfonamide (FOSA)	120		112		46-170	7		30
N-Ethyl Perfluorooctanesulfonamidoacetic Acid (NEtFOSAA)	110		130		45-170	17		30
Perfluorododecanoic Acid (PFDoA)	124		132		67-153	6		30

Lab Control Sample Analysis

Batch Quality Control

Project Name: TROY MILLS LANDFILL SUPERFUND

Project Number: 04.0190987.09

Lab Number: L2017720

Report Date: 05/08/20

Parameter	LCS %Recovery	Qual	LCSD %Recovery	Qual	%Recovery Limits	RPD	Qual	RPD Limits
Perfluorinated Alkyl Acids by Isotope Dilution - Mansfield Lab	Associated sample(s): 01-10		Batch: WG1366162-2 WG1366162-3					
Perfluorotridecanoic Acid (PFTrDA)	142		148		48-158	4		30
Perfluorotetradecanoic Acid (PFTA)	126		129		59-182	2		30
2,3,3,3-Tetrafluoro-2-[1,1,2,2,3,3,3-Heptafluoropropoxy]-Propanoic Acid (HFPO-DA)	83		87		50-150	5		30
4,8-Dioxa-3h-Perfluorononanoic Acid (ADONA)	106		108		50-150	2		30
Perfluorohexadecanoic Acid (PFHxDA)	110		112		50-150	2		30
Perfluorooctadecanoic Acid (PFODA)	**46**	Q	**30**	Q	50-150	**42**	Q	30
Perfluorododecane Sulfonic Acid (PFDoDS)	123		129		50-150	5		30
1H,1H,2H,2H-Perfluorododecanesulfonic Acid (10:2FTS)	**197**	Q	**199**	Q	50-150	1		30
9-Chlorohexadecafluoro-3-Oxanone-1-Sulfonic Acid (9Cl-PF3ONS)	112		120		50-150	7		30
11-Chloroeicosafluoro-3-Oxaundecane-1-Sulfonic Acid (11Cl-PF3OUdS)	132		140		50-150	6		30
N-Methyl Perfluorooctane Sulfonamide (NMeFOSA)	111		114		50-150	3		30
N-Ethyl Perfluorooctane Sulfonamide (NEtFOSA)	90		89		50-150	1		30
N-Methyl Perfluorooctanesulfonamido Ethanol (NMeFOSE)	120		127		50-150	6		30
N-Ethyl Perfluorooctanesulfonamido Ethanol (NEtFOSE)	105		106		50-150	1		30

Lab Control Sample Analysis

Batch Quality Control

Project Name: TROY MILLS LANDFILL SUPERFUND

Project Number: 04.0190987.09

Lab Number: L2017720

Report Date: 05/08/20

Parameter	LCS %Recovery	Qual	LCSD %Recovery	Qual	%Recovery Limits	RPD	Qual	RPD Limits
Perfluorinated Alkyl Acids by Isotope Dilution - Mansfield Lab Associated sample(s): 01-10 Batch: WG1366162-2 WG1366162-3								

Surrogate	LCS %Recovery	Qual	LCSD %Recovery	Qual	Acceptance Criteria
Perfluoro[13C4]Butanoic Acid (MPFBA)	97		87		2-156
Perfluoro[13C5]Pentanoic Acid (M5PFPEA)	96		86		16-173
Perfluoro[2,3,4-13C3]Butanesulfonic Acid (M3PFBS)	99		98		31-159
1H,1H,2H,2H-Perfluoro[1,2-13C2]Hexanesulfonic Acid (M2-4:2FTS)	111		110		1-313
Perfluoro[1,2,3,4,6-13C5]Hexanoic Acid (M5PFHxA)	81		72		21-145
Perfluoro[1,2,3,4-13C4]Heptanoic Acid (M4PFHpA)	93		87		30-139
Perfluoro[1,2,3-13C3]Hexanesulfonic Acid (M3PFHxS)	124		125		47-153
Perfluoro[13C8]Octanoic Acid (M8PFOA)	101		95		36-149
1H,1H,2H,2H-Perfluoro[1,2-13C2]Octanesulfonic Acid (M2-6:2FTS)	125		131		1-244
Perfluoro[13C9]Nonanoic Acid (M9PFNA)	93		89		34-146
Perfluoro[13C8]Octanesulfonic Acid (M8PFOS)	107		107		42-146
Perfluoro[1,2,3,4,5,6-13C6]Decanoic Acid (M6PFDA)	100		97		38-144
1H,1H,2H,2H-Perfluoro[1,2-13C2]Decanesulfonic Acid (M2-8:2FTS)	123		127		7-170
N-Deuteriomethylperfluoro-1-octanesulfonamidoacetic Acid (d3-NMeFOSAA)	97		89		1-181
Perfluoro[1,2,3,4,5,6,7-13C7]Undecanoic Acid (M7-PFUDA)	116		108		40-144
Perfluoro[13C8]Octanesulfonamide (M8FOSA)	51		56		1-87
N-Deuterioethylperfluoro-1-octanesulfonamidoacetic Acid (d5-NEtFOSAA)	108		91		23-146
Perfluoro[1,2-13C2]Dodecanoic Acid (MPFDOA)	115		110		24-161
Perfluoro[1,2-13C2]Tetradecanoic Acid (M2PFTEDA)	103		101		33-143
2,3,3,3-Tetrafluoro-2-[1,1,2,2,3,3,3-Heptafluoropropoxy]-13C3-Propanoic Acid (M3HFPO-DA)	50		**43**	Q	50-150
Perfluoro[13C2]Hexadecanoic Acid (M2PFHxDA)	104		100		50-150
N-Methyl-d3-Perfluoro-1-Octanesulfonamide (d3-NMeFOSA)	**5**	Q	**10**	Q	50-150
N-Ethyl-d5-Perfluoro-1-Octanesulfonamide (d5-NEtFOSA)	**5**	Q	**10**	Q	50-150
2-(N-Methyl-d3-Perfluoro-1-Octanesulfonamido)ethan-d4-ol (d7-NMeFOSE)	**45**	Q	**48**	Q	50-150
2-(N-Ethyl-d5-Perfluoro-1-Octanesulfonamido)ethan-d4-ol (d9-NEtFOSE)	**46**	Q	54		50-150

Lab Control Sample Analysis

Batch Quality Control

Project Name: TROY MILLS LANDFILL SUPERFUND

Project Number: 04.0190987.09

Lab Number: L2017720

Report Date: 05/08/20

Parameter	LCS %Recovery	Qual	LCSD %Recovery	Qual	%Recovery Limits	RPD	Qual	RPD Limits
Perfluorinated Alkyl Acids by Isotope Dilution - Mansfield Lab Associated sample(s): 01-10 Batch: WG1366162-2 WG1366162-3								
N-Methyl Perfluorooctane Sulfonamide (NMeFOSA)	102		107		50-150	4		30
N-Ethyl Perfluorooctane Sulfonamide (NEtFOSA)	90		102		50-150	13		30

Surrogate	LCS %Recovery	Qual	LCSD %Recovery	Qual	Acceptance Criteria
N-Methyl-d3-Perfluoro-1-Octanesulfonamide (d3-NMeFOSA)	**4**	Q	**4**	Q	50-150
N-Ethyl-d5-Perfluoro-1-Octanesulfonamide (d5-NEtFOSA)	**4**	Q	**5**	Q	50-150

Matrix Spike Analysis

Batch Quality Control

Project Name: TROY MILLS LANDFILL SUPERFUND

Project Number: 04.0190987.09

Lab Number: L2017720

Report Date: 05/08/20

Parameter	Native Sample	MS Added	MS Found	MS %Recovery	Qual	MSD Found	MSD %Recovery	Qual	Recovery Limits	RPD	Qual	RPD Limits
Perfluorinated Alkyl Acids by Isotope Dilution - Mansfield Lab Associated sample(s): 01-10 QC Batch ID: WG1366162-4 QC Sample: L2017720-02 Client ID: TRY_SW-1												
Perfluorobutanoic Acid (PFBA)	ND	36.9	44.2	120		-	-		67-148	-		30
Perfluoropentanoic Acid (PFPeA)	ND	36.9	46.1	125		-	-		63-161	-		30
Perfluorobutanesulfonic Acid (PFBS)	ND	32.7	34.7	106		-	-		65-157	-		30
1H,1H,2H,2H-Perfluorohexanesulfonic Acid (4:2FTS)	ND	34.5	38.4	111		-	-		37-219	-		30
Perfluorohexanoic Acid (PFHxA)	ND	36.9	47.2	128		-	-		69-168	-		30
Perfluoropentanesulfonic Acid (PFPeS)	ND	33.2	35.5	107		-	-		52-156	-		30
Perfluoroheptanoic Acid (PFHpA)	ND	36.9	45.8	124		-	-		58-159	-		30
Perfluorohexanesulfonic Acid (PFHxS)	ND	33.6	40.5	120		-	-		69-177	-		30
Perfluorooctanoic Acid (PFOA)	ND	36.9	47.0	127		-	-		63-159	-		30
1H,1H,2H,2H-Perfluorooctanesulfonic Acid (6:2FTS)	ND	35	49.0	140		-	-		49-187	-		30
Perfluoroheptanesulfonic Acid (PFHpS)	ND	35	44.3	126		-	-		61-179	-		30
Perfluorononanoic Acid (PFNA)	ND	36.9	45.0	122		-	-		68-171	-		30
Perfluorooctanesulfonic Acid (PFOS)	ND	34.2	42.7	125		-	-		52-151	-		30
Perfluorodecanoic Acid (PFDA)	ND	36.9	44.8	121		-	-		63-171	-		30
1H,1H,2H,2H-Perfluorodecanesulfonic Acid (8:2FTS)	ND	35.4	38.4	108		-	-		56-173	-		30
Perfluorononanesulfonic Acid (PFNS)	ND	35.4	42.6	120		-	-		48-150	-		30
N-Methyl Perfluorooctanesulfonamidoacetic Acid (NMeFOSAA)	ND	36.9	49.1	133		-	-		60-166	-		30
Perfluoroundecanoic Acid (PFUnA)	ND	36.9	44.8	121		-	-		60-153	-		30
Perfluorodecanesulfonic Acid (PFDS)	ND	35.6	42.9	120		-	-		38-156	-		30
Perfluorooctanesulfonamide (FOSA)	ND	36.9	42.3	115		-	-		46-170	-		30
N-Ethyl Perfluorooctanesulfonamidoacetic Acid (NEtFOSAA)	ND	36.9	43.0	117		-	-		45-170	-		30
Perfluorododecanoic Acid (PFDoA)	ND	36.9	47.8	130		-	-		67-153	-		30

Matrix Spike Analysis

Batch Quality Control

Project Name: TROY MILLS LANDFILL SUPERFUND
Project Number: 04.0190987.09
Lab Number: L2017720
Report Date: 05/08/20

Parameter	Native Sample	MS Added	MS Found	MS %Recovery	Qual	MSD Found	MSD %Recovery	Qual	Recovery Limits	RPD	Qual	RPD Limits
Perfluorinated Alkyl Acids by Isotope Dilution - Mansfield Lab Associated sample(s): 01-10 QC Batch ID: WG1366162-4 QC Sample: L2017720-02 Client ID: TRY_SW-1												
Perfluorotridecanoic Acid (PFTrDA)	ND	36.9	56.6	153		-	-		48-158	-		30
Perfluorotetradecanoic Acid (PFTA)	ND	36.9	48.6	132		-	-		59-182	-		30
2,3,3,3-Tetrafluoro-2-[1,1,2,2,3,3,3-Heptafluoropropoxy]-Propanoic Acid (HFPO-DA)	ND	738	532	72		-	-		50-150	-		30
4,8-Dioxa-3h-Perfluorononanoic Acid (ADONA)	ND	36.9	38.5	104		-	-		50-150	-		30
Perfluorohexadecanoic Acid (PFHxDA)	ND	36.9	42.1	114		-	-		50-150	-		30
Perfluorooctadecanoic Acid (PFODA)	ND	36.9	31.4	85		-	-		50-150	-		30
Perfluorododecane Sulfonic Acid (PFDoDS)	ND	35.7	39.3	110		-	-		50-150	-		30
1H,1H,2H,2H-Perfluorododecanesulfonic Acid (10:2FTS)	ND	35.6	59.4	**167**	Q	-	-		50-150	-		30
9-Chlorohexadecafluoro-3-Oxanone-1-Sulfonic Acid (9Cl-PF3ONS)	ND	34.4	38.2	111		-	-		50-150	-		30
11-Chloroeicosafluoro-3-Oxaundecane-1-Sulfonic Acid (11Cl-PF3OUdS)	ND	34.8	42.1	121		-	-		50-150	-		30
N-Methyl Perfluorooctane Sulfonamide (NMeFOSA)	ND	36.9	44.2	120		-	-		50-150	-		30
N-Ethyl Perfluorooctane Sulfonamide (NEtFOSA)	ND	36.9	36.0	98		-	-		50-150	-		30
N-Methyl Perfluorooctanesulfonamido Ethanol (NMeFOSE)	ND	36.9	ND	124		-	-		50-150	-		30
N-Ethyl Perfluorooctanesulfonamido Ethanol (NEtFOSE)	ND	36.9	ND	94		-	-		50-150	-		30

Surrogate	MS % Recovery	MS Qualifier	MSD % Recovery	MSD Qualifier	Acceptance Criteria
1H,1H,2H,2H-Perfluoro[1,2-13C2]Decanesulfonic Acid (M2-8:2FTS)	129				7-170
1H,1H,2H,2H-Perfluoro[1,2-13C2]Hexanesulfonic Acid (M2-4:2FTS)	190				1-313
1H,1H,2H,2H-Perfluoro[1,2-13C2]Octanesulfonic Acid (M2-6:2FTS)	154				1-244

Matrix Spike Analysis

Batch Quality Control

Project Name: TROY MILLS LANDFILL SUPERFUND ***Lab Number:*** L2017720

Project Number: 04.0190987.09 ***Report Date:*** 05/08/20

Parameter	Native Sample	MS Added	MS Found	MS %Recovery	Qual	MSD Found	MSD %Recovery	Qual	Recovery Limits	RPD	Qual	RPD Limits
Perfluorinated Alkyl Acids by Isotope Dilution - Mansfield Lab Associated sample(s): 01-10 QC Batch ID: WG1366162-4 QC Sample: L2017720-02 Client ID: TRY_SW-1												

Surrogate	MS % Recovery	MS Qualifier	MSD % Recovery	MSD Qualifier	Acceptance Criteria
2,3,3,3-Tetrafluoro-2-[1,1,2,2,3,3,3-Heptafluoropropoxy]-13C3-Propanoic Acid (M3HFPO-DA)	50				50-150
2-(N-Ethyl-d5-Perfluoro-1-Octanesulfonamido)ethan-d4-ol (d9-NEtFOSE)	**41**	Q			50-150
2-(N-Methyl-d3-Perfluoro-1-Octanesulfonamido)ethan-d4-ol (d7-NMeFOSE)	**38**	Q			50-150
N-Deuterioethylperfluoro-1-octanesulfonamidoacetic Acid (d5-NEtFOSAA)	61				23-146
N-Deuteriomethylperfluoro-1-octanesulfonamidoacetic Acid (d3-NMeFOSAA)	55				1-181
N-Ethyl-d5-Perfluoro-1-Octanesulfonamide (d5-NEtFOSA)	**10**	Q			50-150
N-Methyl-d3-Perfluoro-1-Octanesulfonamide (d3-NMeFOSA)	**10**	Q			50-150
Perfluoro[1,2,3,4,5,6,7-13C7]Undecanoic Acid (M7-PFUDA)	71				40-144
Perfluoro[1,2,3,4,5,6-13C6]Decanoic Acid (M6PFDA)	65				38-144
Perfluoro[1,2,3,4,6-13C5]Hexanoic Acid (M5PFHxA)	55				21-145
Perfluoro[1,2,3,4-13C4]Heptanoic Acid (M4PFHpA)	68				30-139
Perfluoro[1,2,3-13C3]Hexanesulfonic Acid (M3PFHxS)	115				47-153
Perfluoro[1,2-13C2]Dodecanoic Acid (MPFDOA)	71				24-161
Perfluoro[1,2-13C2]Tetradecanoic Acid (M2PFTEDA)	78				33-143
Perfluoro[13C2]Hexadecanoic Acid (M2PFHxDA)	81				50-150
Perfluoro[13C4]Butanoic Acid (MPFBA)	84				2-156
Perfluoro[13C5]Pentanoic Acid (M5PFPEA)	66				16-173
Perfluoro[13C8]Octanesulfonamide (M8FOSA)	45				1-87
Perfluoro[13C8]Octanesulfonic Acid (M8PFOS)	99				42-146
Perfluoro[13C8]Octanoic Acid (M8PFOA)	71				36-149
Perfluoro[13C9]Nonanoic Acid (M9PFNA)	64				34-146
Perfluoro[2,3,4-13C3]Butanesulfonic Acid (M3PFBS)	87				31-159

Lab Duplicate Analysis
Batch Quality Control

Project Name: TROY MILLS LANDFILL SUPERFUND
Project Number: 04.0190987.09

Lab Number: L2017720
Report Date: 05/08/20

Parameter	Native Sample	Duplicate Sample	Units	RPD	Qual	RPD Limits
Perfluorinated Alkyl Acids by Isotope Dilution - Mansfield Lab Associated sample(s): 01-10 QC Batch ID: WG1366162-5 QC Sample: L2017720-03 Client ID: TRY_SW-3						
Perfluorobutanoic Acid (PFBA)	ND	ND	ng/l	NC		30
Perfluoropentanoic Acid (PFPeA)	ND	ND	ng/l	NC		30
Perfluorobutanesulfonic Acid (PFBS)	ND	ND	ng/l	NC		30
1H,1H,2H,2H-Perfluorohexanesulfonic Acid (4:2FTS)	ND	ND	ng/l	NC		30
Perfluorohexanoic Acid (PFHxA)	ND	ND	ng/l	NC		30
Perfluoropentanesulfonic Acid (PFPeS)	ND	ND	ng/l	NC		30
Perfluoroheptanoic Acid (PFHpA)	ND	1.87	ng/l	NC		30
Perfluorohexanesulfonic Acid (PFHxS)	ND	ND	ng/l	NC		30
Perfluorooctanoic Acid (PFOA)	3.35	3.45	ng/l	3		30
1H,1H,2H,2H-Perfluorooctanesulfonic Acid (6:2FTS)	ND	ND	ng/l	NC		30
Perfluoroheptanesulfonic Acid (PFHpS)	ND	ND	ng/l	NC		30
Perfluorononanoic Acid (PFNA)	ND	ND	ng/l	NC		30
Perfluorooctanesulfonic Acid (PFOS)	ND	ND	ng/l	NC		30
Perfluorodecanoic Acid (PFDA)	ND	ND	ng/l	NC		30
1H,1H,2H,2H-Perfluorodecanesulfonic Acid (8:2FTS)	ND	ND	ng/l	NC		30
Perfluorononanesulfonic Acid (PFNS)	ND	ND	ng/l	NC		30
N-Methyl Perfluorooctanesulfonamidoacetic Acid (NMeFOSAA)	ND	ND	ng/l	NC		30
Perfluoroundecanoic Acid (PFUnA)	ND	ND	ng/l	NC		30
Perfluorodecanesulfonic Acid (PFDS)	ND	ND	ng/l	NC		30
Perfluorooctanesulfonamide (FOSA)	ND	ND	ng/l	NC		30

Lab Duplicate Analysis
Batch Quality Control

Project Name: TROY MILLS LANDFILL SUPERFUND
Project Number: 04.0190987.09

Lab Number: L2017720
Report Date: 05/08/20

Parameter	Native Sample	Duplicate Sample	Units	RPD	Qual	RPD Limits
Perfluorinated Alkyl Acids by Isotope Dilution - Mansfield Lab Associated sample(s): 01-10 QC Batch ID: WG1366162-5 QC Sample: L2017720-03 Client ID: TRY_SW-3						
N-Ethyl Perfluorooctanesulfonamidoacetic Acid (NEtFOSAA)	ND	ND	ng/l	NC		30
Perfluorododecanoic Acid (PFDoA)	ND	ND	ng/l	NC		30
Perfluorotridecanoic Acid (PFTrDA)	ND	ND	ng/l	NC		30
Perfluorotetradecanoic Acid (PFTA)	ND	ND	ng/l	NC		30
2,3,3,3-Tetrafluoro-2-[1,1,2,2,3,3,3-Heptafluoropropoxy]-Propanoic Acid (HFPO-DA)	ND	ND	ng/l	NC		30
4,8-Dioxa-3h-Perfluorononanoic Acid (ADONA)	ND	ND	ng/l	NC		30
Perfluorohexadecanoic Acid (PFHxDA)	ND	ND	ng/l	NC		30
Perfluorooctadecanoic Acid (PFODA)	ND	ND	ng/l	NC		30
Perfluorododecane Sulfonic Acid (PFDoDS)	ND	ND	ng/l	NC		30
1H,1H,2H,2H-Perfluorododecanesulfonic Acid (10:2FTS)	ND	ND	ng/l	NC		30
9-Chlorohexadecafluoro-3-Oxanone-1-Sulfonic Acid (9Cl-PF3ONS)	ND	ND	ng/l	NC		30
11-Chloroeicosafluoro-3-Oxaundecane-1-Sulfonic Acid (11Cl-PF3OUdS)	ND	ND	ng/l	NC		30
N-Methyl Perfluorooctane Sulfonamide (NMeFOSA)	ND	ND	ng/l	NC		30
N-Ethyl Perfluorooctane Sulfonamide (NEtFOSA)	ND	ND	ng/l	NC		30
N-Methyl Perfluorooctanesulfonamido Ethanol (NMeFOSE)	ND	ND	ng/l	NC		30
N-Ethyl Perfluorooctanesulfonamido Ethanol (NEtFOSE)	ND	ND	ng/l	NC		30
PFOA/PFOS, Total	3.35	3.45	ng/l	**200**		30
PFAS, Total (5)	3.35	5.32	ng/l	**200**		30

Lab Duplicate Analysis
Batch Quality Control

Project Name: TROY MILLS LANDFILL SUPERFUND
Project Number: 04.0190987.09

Lab Number: L2017720
Report Date: 05/08/20

Parameter	Native Sample	Duplicate Sample	Units	RPD	Qual	RPD Limits

Perfluorinated Alkyl Acids by Isotope Dilution - Mansfield Lab Associated sample(s): 01-10 QC Batch ID: WG1366162-5 QC Sample: L2017720-03 Client ID: TRY_SW-3

Surrogate	%Recovery	Qualifier	%Recovery	Qualifier	Acceptance Criteria
Perfluoro[13C4]Butanoic Acid (MPFBA)	82		78		2-156
Perfluoro[13C5]Pentanoic Acid (M5PFPEA)	65		61		16-173
Perfluoro[2,3,4-13C3]Butanesulfonic Acid (M3PFBS)	83		85		31-159
1H,1H,2H,2H-Perfluoro[1,2-13C2]Hexanesulfonic Acid (M2-4:2FTS)	173		178		1-313
Perfluoro[1,2,3,4,6-13C5]Hexanoic Acid (M5PFHxA)	58		52		21-145
Perfluoro[1,2,3,4-13C4]Heptanoic Acid (M4PFHpA)	73		63		30-139
Perfluoro[1,2,3-13C3]Hexanesulfonic Acid (M3PFHxS)	111		121		47-153
Perfluoro[13C8]Octanoic Acid (M8PFOA)	76		67		36-149
1H,1H,2H,2H-Perfluoro[1,2-13C2]Octanesulfonic Acid (M2-6:2FTS)	147		150		1-244
Perfluoro[13C9]Nonanoic Acid (M9PFNA)	67		60		34-146
Perfluoro[13C8]Octanesulfonic Acid (M8PFOS)	91		100		42-146
Perfluoro[1,2,3,4,5,6-13C6]Decanoic Acid (M6PFDA)	71		65		38-144
1H,1H,2H,2H-Perfluoro[1,2-13C2]Decanesulfonic Acid (M2-8:2FTS)	114		130		7-170
N-Deuteriomethylperfluoro-1-octanesulfonamidoacetic Acid (d3-NMeFOSAA)	58		54		1-181
Perfluoro[1,2,3,4,5,6,7-13C7]Undecanoic Acid (M7-PFUDA)	78		75		40-144
Perfluoro[13C8]Octanesulfonamide (M8FOSA)	48		46		1-87
N-Deuterioethylperfluoro-1-octanesulfonamidoacetic Acid (d5-NEtFOSAA)	53		58		23-146
Perfluoro[1,2-13C2]Dodecanoic Acid (MPFDOA)	73		69		24-161
Perfluoro[1,2-13C2]Tetradecanoic Acid (M2PFTEDA)	68		70		33-143
2,3,3,3-Tetrafluoro-2-[1,1,2,2,3,3,3-Heptafluoropropoxy]-13C3-Propanoic Acid (M3HFPO-DA)	**40**	Q	**32**	Q	50-150
Perfluoro[13C2]Hexadecanoic Acid (M2PFHxDA)	76		74		50-150
N-Methyl-d3-Perfluoro-1-Octanesulfonamide (d3-NMeFOSA)	**12**	Q	**11**	Q	50-150
N-Ethyl-d5-Perfluoro-1-Octanesulfonamide (d5-NEtFOSA)	**12**	Q	**11**	Q	50-150
2-(N-Methyl-d3-Perfluoro-1-Octanesulfonamido)ethan-d4-ol (d7-NMeFOSE)	**49**	Q	**40**	Q	50-150

Lab Duplicate Analysis
Batch Quality Control

Project Name: TROY MILLS LANDFILL SUPERFUND
Project Number: 04.0190987.09

Lab Number: L2017720
Report Date: 05/08/20

Parameter	Native Sample	Duplicate Sample	Units	RPD	Qual	RPD Limits

Perfluorinated Alkyl Acids by Isotope Dilution - Mansfield Lab Associated sample(s): 01-10 QC Batch ID: WG1366162-5 QC Sample: L2017720-03 Client ID: TRY_SW-3

Surrogate	%Recovery	Qualifier	%Recovery	Qualifier	Acceptance Criteria
2-(N-Ethyl-d5-Perfluoro-1-Octanesulfonamido)ethan-d4-ol (d9-NEtFOSE)	**45**	Q	**41**	Q	50-150

Project Name: TROY MILLS LANDFILL SUPERFUND
Project Number: 04.0190987.09

Lab Number: L2017720
Report Date: 05/08/20

Sample Receipt and Container Information

Were project specific reporting limits specified? YES

Cooler Information

Cooler	Custody Seal
A	Absent

Container Information

Container ID	Container Type	Cooler	Initial pH	Final pH	Temp deg C	Pres	Seal	Frozen Date/Time	Analysis(*)
L2017720-01A	Plastic 250ml unpreserved	A	NA		5.6	Y	Absent		A2-537-ISOTOPE-36(14)
L2017720-02A	Plastic 250ml unpreserved	A	NA		5.6	Y	Absent		A2-537-ISOTOPE-36(14)
L2017720-02B	Plastic 250ml unpreserved	A	NA		5.6	Y	Absent		A2-537-ISOTOPE-36(14)
L2017720-03A	Plastic 250ml unpreserved	A	NA		5.6	Y	Absent		A2-537-ISOTOPE-36(14)
L2017720-03B	Plastic 250ml unpreserved	A	NA		5.6	Y	Absent		A2-537-ISOTOPE-36(14)
L2017720-04A	Plastic 250ml unpreserved	A	NA		5.6	Y	Absent		A2-537-ISOTOPE-36(14)
L2017720-04B	Plastic 250ml unpreserved	A	NA		5.6	Y	Absent		A2-537-ISOTOPE-36(14)
L2017720-05A	Plastic 250ml unpreserved	A	NA		5.6	Y	Absent		A2-537-ISOTOPE-36(14)
L2017720-05B	Plastic 250ml unpreserved	A	NA		5.6	Y	Absent		A2-537-ISOTOPE-36(14)
L2017720-06A	Plastic 250ml unpreserved	A	NA		5.6	Y	Absent		A2-537-ISOTOPE-36(14)
L2017720-06B	Plastic 250ml unpreserved	A	NA		5.6	Y	Absent		A2-537-ISOTOPE-36(14)
L2017720-07A	Plastic 250ml unpreserved	A	NA		5.6	Y	Absent		A2-537-ISOTOPE-36(14)
L2017720-07B	Plastic 250ml unpreserved	A	NA		5.6	Y	Absent		A2-537-ISOTOPE-36(14)
L2017720-08A	Plastic 250ml unpreserved	A	NA		5.6	Y	Absent		A2-537-ISOTOPE-36(14)
L2017720-08B	Plastic 250ml unpreserved	A	NA		5.6	Y	Absent		A2-537-ISOTOPE-36(14)
L2017720-09A	Plastic 250ml unpreserved	A	NA		5.6	Y	Absent		A2-537-ISOTOPE-36(14)
L2017720-09B	Plastic 250ml unpreserved	A	NA		5.6	Y	Absent		A2-537-ISOTOPE-36(14)
L2017720-10A	Plastic 250ml unpreserved	A	NA		5.6	Y	Absent		A2-537-ISOTOPE-36(14)
L2017720-10B	Plastic 250ml unpreserved	A	NA		5.6	Y	Absent		A2-537-ISOTOPE-36(14)

*Values in parentheses indicate holding time in days

Project Name: TROY MILLS LANDFILL SUPERFUND
Project Number: 04.0190987.09
Lab Number: L2017720
Report Date: 05/08/20

PFAS PARAMETER SUMMARY

Parameter	Acronym	CAS Number
PERFLUOROALKYL CARBOXYLIC ACIDS (PFCAs)		
Perfluorooctadecanoic Acid	PFODA	16517-11-6
Perfluorohexadecanoic Acid	PFHxDA	67905-19-5
Perfluorotetradecanoic Acid	PFTA	376-06-7
Perfluorotridecanoic Acid	PFTrDA	72629-94-8
Perfluorododecanoic Acid	PFDoA	307-55-1
Perfluoroundecanoic Acid	PFUnA	2058-94-8
Perfluorodecanoic Acid	PFDA	335-76-2
Perfluorononanoic Acid	PFNA	375-95-1
Perfluorooctanoic Acid	PFOA	335-67-1
Perfluoroheptanoic Acid	PFHpA	375-85-9
Perfluorohexanoic Acid	PFHxA	307-24-4
Perfluoropentanoic Acid	PFPeA	2706-90-3
Perfluorobutanoic Acid	PFBA	375-22-4
PERFLUOROALKYL SULFONIC ACIDS (PFSAs)		
Perfluorododecanesulfonic Acid	PFDoDS	79780-39-5
Perfluorodecanesulfonic Acid	PFDS	335-77-3
Perfluorononanesulfonic Acid	PFNS	68259-12-1
Perfluorooctanesulfonic Acid	PFOS	1763-23-1
Perfluoroheptanesulfonic Acid	PFHpS	375-92-8
Perfluorohexanesulfonic Acid	PFHxS	355-46-4
Perfluoropentanesulfonic Acid	PFPeS	2706-91-4
Perfluorobutanesulfonic Acid	PFBS	375-73-5
FLUOROTELOMERS		
1H,1H,2H,2H-Perfluorododecanesulfonic Acid	10:2FTS	120226-60-0
1H,1H,2H,2H-Perfluorodecanesulfonic Acid	8:2FTS	39108-34-4
1H,1H,2H,2H-Perfluorooctanesulfonic Acid	6:2FTS	27619-97-2
1H,1H,2H,2H-Perfluorohexanesulfonic Acid	4:2FTS	757124-72-4
PERFLUOROALKANE SULFONAMIDES (FASAs)		
Perfluorooctanesulfonamide	FOSA	754-91-6
N-Ethyl Perfluorooctane Sulfonamide	NEtFOSA	4151-50-2
N-Methyl Perfluorooctane Sulfonamide	NMeFOSA	31506-32-8
PERFLUOROALKANE SULFONYL SUBSTANCES		
N-Ethyl Perfluorooctanesulfonamido Ethanol	NEtFOSE	1691-99-2
N-Methyl Perfluorooctanesulfonamido Ethanol	NMeFOSE	24448-09-7
N-Ethyl Perfluorooctanesulfonamidoacetic Acid	NEtFOSAA	2991-50-6
N-Methyl Perfluorooctanesulfonamidoacetic Acid	NMeFOSAA	2355-31-9
PER- and POLYFLUOROALKYL ETHER CARBOXYLIC ACIDS		
2,3,3,3-Tetrafluoro-2-[1,1,2,2,3,3,3-Heptafluoropropoxy]-Propanoic Acid	HFPO-DA	13252-13-6
4,8-Dioxa-3h-Perfluorononanoic Acid	ADONA	919005-14-4
CHLORO-PERFLUOROALKYL SULFONIC ACIDS		
11-Chloroeicosafluoro-3-Oxaundecane-1-Sulfonic Acid	11Cl-PF3OUdS	763051-92-9
9-Chlorohexadecafluoro-3-Oxanone-1-Sulfonic Acid	9Cl-PF3ONS	756426-58-1

Project Name:	TROY MILLS LANDFILL SUPERFUND	**Lab Number:**	L2017720
Project Number:	04.0190987.09	**Report Date:**	05/08/20

GLOSSARY

Acronyms

DL - Detection Limit: This value represents the level to which target analyte concentrations are reported as estimated values, when those target analyte concentrations are quantified below the limit of quantitation (LOQ). The DL includes any adjustments from dilutions, concentrations or moisture content, where applicable. (DoD report formats only.)

EDL - Estimated Detection Limit: This value represents the level to which target analyte concentrations are reported as estimated values, when those target analyte concentrations are quantified below the reporting limit (RL). The EDL includes any adjustments from dilutions, concentrations or moisture content, where applicable. The use of EDLs is specific to the analysis of PAHs using Solid-Phase Microextraction (SPME).

EMPC - Estimated Maximum Possible Concentration: The concentration that results from the signal present at the retention time of an analyte when the ions meet all of the identification criteria except the ion abundance ratio criteria. An EMPC is a worst-case estimate of the concentration.

EPA - Environmental Protection Agency.

LCS - Laboratory Control Sample: A sample matrix, free from the analytes of interest, spiked with verified known amounts of analytes or a material containing known and verified amounts of analytes.

LCSD - Laboratory Control Sample Duplicate: Refer to LCS.

LFB - Laboratory Fortified Blank: A sample matrix, free from the analytes of interest, spiked with verified known amounts of analytes or a material containing known and verified amounts of analytes.

LOD - Limit of Detection: This value represents the level to which a target analyte can reliably be detected for a specific analyte in a specific matrix by a specific method. The LOD includes any adjustments from dilutions, concentrations or moisture content, where applicable. (DoD report formats only.)

LOQ - Limit of Quantitation: The value at which an instrument can accurately measure an analyte at a specific concentration. The LOQ includes any adjustments from dilutions, concentrations or moisture content, where applicable. (DoD report formats only.)

Limit of Quantitation: The value at which an instrument can accurately measure an analyte at a specific concentration. The LOQ includes any adjustments from dilutions, concentrations or moisture content, where applicable. (DoD report formats only.)

MDL - Method Detection Limit: This value represents the level to which target analyte concentrations are reported as estimated values, when those target analyte concentrations are quantified below the reporting limit (RL). The MDL includes any adjustments from dilutions, concentrations or moisture content, where applicable.

MS - Matrix Spike Sample: A sample prepared by adding a known mass of target analyte to a specified amount of matrix sample for which an independent estimate of target analyte concentration is available. For Method 332.0, the spike recovery is calculated using the native concentration, including estimated values.

MSD - Matrix Spike Sample Duplicate: Refer to MS.

NA - Not Applicable.

NC - Not Calculated: Term is utilized when one or more of the results utilized in the calculation are non-detect at the parameter's reporting unit.

NDPA/DPA - N-Nitrosodiphenylamine/Diphenylamine.

NI - Not Ignitable.

NP - Non-Plastic: Term is utilized for the analysis of Atterberg Limits in soil.

RL - Reporting Limit: The value at which an instrument can accurately measure an analyte at a specific concentration. The RL includes any adjustments from dilutions, concentrations or moisture content, where applicable.

RPD - Relative Percent Difference: The results from matrix and/or matrix spike duplicates are primarily designed to assess the precision of analytical results in a given matrix and are expressed as relative percent difference (RPD). Values which are less than five times the reporting limit for any individual parameter are evaluated by utilizing the absolute difference between the values; although the RPD value will be provided in the report.

SRM - Standard Reference Material: A reference sample of a known or certified value that is of the same or similar matrix as the associated field samples.

STLP - Semi-dynamic Tank Leaching Procedure per EPA Method 1315.

TEF - Toxic Equivalency Factors: The values assigned to each dioxin and furan to evaluate their toxicity relative to 2,3,7,8-TCDD.

TEQ - Toxic Equivalent: The measure of a sample's toxicity derived by multiplying each dioxin and furan by its corresponding TEF and then summing the resulting values.

TIC - Tentatively Identified Compound: A compound that has been identified to be present and is not part of the target compound list (TCL) for the method and/or program. All TICs are qualitatively identified and reported as estimated concentrations.

Footnotes

Report Format: Data Usability Report

Project Name:	TROY MILLS LANDFILL SUPERFUND	**Lab Number:**	L2017720
Project Number:	04.0190987.09	**Report Date:**	05/08/20

1 - The reference for this analyte should be considered modified since this analyte is absent from the target analyte list of the original method.

Terms

Analytical Method: Both the document from which the method originates and the analytical reference method. (Example: EPA 8260B is shown as 1,8260B.) The codes for the reference method documents are provided in the References section of the Addendum.

Difference: With respect to Total Oxidizable Precursor (TOP) Assay analysis, the difference is defined as the Post-Treatment value minus the Pre-Treatment value.

Final pH: As it pertains to Sample Receipt & Container Information section of the report, Final pH reflects pH of container determined after adjustment at the laboratory, if applicable. If no adjustment required, value reflects Initial pH.

Frozen Date/Time: With respect to Volatile Organics in soil, Frozen Date/Time reflects the date/time at which associated Reagent Water-preserved vials were initially frozen. Note: If frozen date/time is beyond 48 hours from sample collection, value will be reflected in 'bold'.

Initial pH: As it pertains to Sample Receipt & Container Information section of the report, Initial pH reflects pH of container determined upon receipt, if applicable.

PAH Total: With respect to Alkylated PAH analyses, the 'PAHs, Total' result is defined as the summation of results for all or a subset of the following compounds: Naphthalene, C1-C4 Naphthalenes, 2-Methylnaphthalene, 1-Methylnaphthalene, Biphenyl, Acenaphthylene, Acenaphthene, Fluorene, C1-C3 Fluorenes, Phenanthrene, C1-C4 Phenanthrenes/Anthracenes, Anthracene, Fluoranthene, Pyrene, C1-C4 Fluoranthenes/Pyrenes, Benz(a)anthracene, Chrysene, C1-C4 Chrysenes, Benzo(b)fluoranthene, Benzo(j)+(k)fluoranthene, Benzo(e)pyrene, Benzo(a)pyrene, Perylene, Indeno(1,2,3-cd)pyrene, Dibenz(ah)+(ac)anthracene, Benzo(g,h,i)perylene. If a 'Total' result is requested, the results of its individual components will also be reported.

PFAS Total: With respect to PFAS analyses, the 'PFAS, Total (5)' result is defined as the summation of results for: PFHpA, PFHxS, PFOA, PFNA and PFOS. If a 'Total' result is requested, the results of its individual components will also be reported.

The target compound Chlordane (CAS No. 57-74-9) is reported for GC ECD analyses. Per EPA,this compound "refers to a mixture of chlordane isomers, other chlorinated hydrocarbons and numerous other components." (Reference: USEPA Toxicological Review of Chlordane, In Support of Summary Information on the Integrated Risk Information System (IRIS), December 1997.)

Total: With respect to Organic analyses, a 'Total' result is defined as the summation of results for individual isomers or Aroclors. If a 'Total' result is requested, the results of its individual components will also be reported. This is applicable to 'Total' results for methods 8260, 8081 and 8082.

Data Qualifiers

A - Spectra identified as "Aldol Condensates" are byproducts of the extraction/concentration procedures when acetone is introduced in the process.

B - The analyte was detected above the reporting limit in the associated method blank. Flag only applies to associated field samples that have detectable concentrations of the analyte at less than ten times (10x) the concentration found in the blank. For MCP-related projects, flag only applies to associated field samples that have detectable concentrations of the analyte at less than ten times (10x) the concentration found in the blank. For DOD-related projects, flag only applies to associated field samples that have detectable concentrations of the analyte at less than ten times (10x) the concentration found in the blank AND the analyte was detected above one-half the reporting limit (or above the reporting limit for common lab contaminants) in the associated method blank. For NJ-Air-related projects, flag only applies to associated field samples that have detectable concentrations of the analyte above the reporting limit. For NJ-related projects (excluding Air), flag only applies to associated field samples that have detectable concentrations of the analyte, which was detected above the reporting limit in the associated method blank or above five times the reporting limit for common lab contaminants (Phthalates, Acetone, Methylene Chloride, 2-Butanone).

C - Co-elution: The target analyte co-elutes with a known lab standard (i.e. surrogate, internal standards, etc.) for co-extracted analyses.

D - Concentration of analyte was quantified from diluted analysis. Flag only applies to field samples that have detectable concentrations of the analyte.

E - Concentration of analyte exceeds the range of the calibration curve and/or linear range of the instrument.

G - The concentration may be biased high due to matrix interferences (i.e, co-elution) with non-target compound(s). The result should be considered estimated.

H - The analysis of pH was performed beyond the regulatory-required holding time of 15 minutes from the time of sample collection.

I - The lower value for the two columns has been reported due to obvious interference.

J - Estimated value. This represents an estimated concentration for Tentatively Identified Compounds (TICs).

M - Reporting Limit (RL) exceeds the MCP CAM Reporting Limit for this analyte.

ND - Not detected at the reporting limit (RL) for the sample.

NJ - Presumptive evidence of compound. This represents an estimated concentration for Tentatively Identified Compounds (TICs), where the identification is based on a mass spectral library search.

P - The RPD between the results for the two columns exceeds the method-specified criteria.

Q - The quality control sample exceeds the associated acceptance criteria. For DOD-related projects, LCS and/or Continuing Calibration Standard exceedences are also qualified on all associated sample results. Note: This flag is not applicable for matrix spike recoveries when the sample concentration is greater than 4x the spike added or for batch duplicate RPD when the sample concentrations are less

Project Name:	TROY MILLS LANDFILL SUPERFUND	**Lab Number:**	L2017720
Project Number:	04.0190987.09	**Report Date:**	05/08/20

Data Qualifiers

than 5x the RL. (Metals only.)

R - Analytical results are from sample re-analysis.

RE - Analytical results are from sample re-extraction.

S - Analytical results are from modified screening analysis.

Report Format: Data Usability Report

REFERENCES

134 Determination of Selected Perfluorinated Alkyl Acids in Drinking Water by Solid Phase Extraction and Liquid Chromatography/Tandem Mass Spectrometry (LC/MS/MS) using Isotope Dilution. Alpha SOP 23528.

LIMITATION OF LIABILITIES

Alpha Analytical performs services with reasonable care and diligence normal to the analytical testing laboratory industry. In the event of an error, the sole and exclusive responsibility of Alpha Analytical shall be to re-perform the work at it's own expense. In no event shall Alpha Analytical be held liable for any incidental, consequential or special damages, including but not limited to, damages in any way connected with the use of, interpretation of, information or analysis provided by Alpha Analytical.

We strongly urge our clients to comply with EPA protocol regarding sample volume, preservation, cooling, containers, sampling procedures, holding time and splitting of samples in the field.

Certification Information

The following analytes are not included in our Primary NELAP Scope of Accreditation:

Westborough Facility
EPA 624/624.1: m/p-xylene, o-xylene, Naphthalene
EPA 8260C: NPW: 1,2,4,5-Tetramethylbenzene; 4-Ethyltoluene, Azobenzene; SCM: Iodomethane (methyl iodide), 1,2,4,5-Tetramethylbenzene; 4-Ethyltoluene.
EPA 8270D: NPW: Dimethylnaphthalene,1,4-Diphenylhydrazine; SCM: Dimethylnaphthalene,1,4-Diphenylhydrazine.
SM4500: NPW: Amenable Cyanide; SCM: Total Phosphorus, TKN, NO2, NO3.

Mansfield Facility
SM 2540D: TSS
EPA 8082A: NPW: PCB: 1, 5, 31, 87,101, 110, 141, 151, 153, 180, 183, 187.
EPA TO-15: Halothane, 2,4,4-Trimethyl-2-pentene, 2,4,4-Trimethyl-1-pentene, Thiophene, 2-Methylthiophene, 3-Methylthiophene, 2-Ethylthiophene, 1,2,3-Trimethylbenzene, Indan, Indene, 1,2,4,5-Tetramethylbenzene, Benzothiophene, 1-Methylnaphthalene.
EPA TO-12 Non-methane organics
EPA 3C Fixed gases
Biological Tissue Matrix: EPA 3050B

The following analytes are included in our Massachusetts DEP Scope of Accreditation

Westborough Facility:

Drinking Water
EPA 300.0: Chloride, Nitrate-N, Fluoride, Sulfate; **EPA 353.2**: Nitrate-N, Nitrite-N; **SM4500NO3-F**: Nitrate-N, Nitrite-N; **SM4500F-C, SM4500CN-CE, EPA 180.1, SM2130B, SM4500Cl-D, SM2320B, SM2540C, SM4500H-B, SM4500NO2-B**
EPA 332: Perchlorate; **EPA 524.2:** THMs and VOCs; **EPA 504.1:** EDB, DBCP.
Microbiology: **SM9215B; SM9223-P/A, SM9223B-Colilert-QT,SM9222D**.

Non-Potable Water
SM4500H,B, EPA 120.1, SM2510B, SM2540C, SM2320B, SM4500CL-E, SM4500F-BC, SM4500NH3-BH: Ammonia-N and Kjeldahl-N, **EPA 350.1**: Ammonia-N, **LACHAT 10-107-06-1-B**: Ammonia-N, **EPA 351.1, SM4500NO3-F, EPA 353.2**: Nitrate-N**, SM4500P-E, SM4500P-B, E, SM4500SO4-E, SM5220D, EPA 410.4, SM5210B, SM5310C, SM4500CL-D, EPA 1664, EPA 420.1, SM4500-CN-CE, SM2540D, EPA 300: Chloride, Sulfate, Nitrate.**
EPA 624.1: Volatile Halocarbons & Aromatics,
EPA 608.3: Chlordane, Toxaphene, Aldrin, alpha-BHC, beta-BHC, gamma-BHC, delta-BHC, Dieldrin, DDD, DDE, DDT, Endosulfan I, Endosulfan II, Endosulfan sulfate, Endrin, Endrin Aldehyde, Heptachlor, Heptachlor Epoxide, PCBs
EPA 625.1: SVOC (Acid/Base/Neutral Extractables), **EPA 600/4-81-045**: PCB-Oil.
Microbiology: **SM9223B-Colilert-QT; Enterolert-QT, SM9221E, EPA 1600, EPA 1603.**

Mansfield Facility:

Drinking Water
EPA 200.7: Al, Ba, Cd, Cr, Cu, Fe, Mn, Ni, Na, Ag, Ca, Zn. **EPA 200.8:** Al, Sb, As, Ba, Be, Cd, Cr, Cu, Pb, Mn, Ni, Se, Ag, TL, Zn. **EPA 245.1** Hg.
EPA 522.

Non-Potable Water
EPA 200.7: Al, Sb, As, Be, Cd, Ca, Cr, Co, Cu, Fe, Pb, Mg, Mn, Mo, Ni, K, Se, Ag, Na, Sr, TL, Ti, V, Zn.
EPA 200.8: Al, Sb**,** As, Be, Cd, Cr, Cu, Fe, Pb, Mn, Ni, K, Se, Ag, Na, TL, Zn.
EPA 245.1 Hg.
SM2340B

For a complete listing of analytes and methods, please contact your Alpha Project Manager.

CHAIN OF CUSTODY

PAGE 1 OF 1

Date Rec'd in Lab: 4/29/20

ALPHA Job #: L2017720

Westborough, MA TEL: 508-898-9220 FAX: 508-898-9193
Mansfield, MA TEL: 508-822-9300 FAX: 508-822-3288

Client Information

Client: NHDES
Address: 29 Hazen Drive
Concord, NH 03302
Phone: 603-271-3649
Fax:
Email: michael.summerlinjr@des.nh.gov

☐ These samples have been Previously analyzed by Alpha

Project Information

Project Name: Troy Mills Landfill Superfund
Project Location: Troy, NH
Project #: 04.0190987.09
Project Manager: Michael Summerlin
ALPHA Quote #: NH DES Contract No. 1069635

Turn-Around Time

☒ Standard ☐ Rush (ONLY IF PRE-APPROVED)

Due Date: Time:

Report Information Data Deliverables

☐ FAX ☒ EMAIL
☒ ADEx ☐ Add'l Deliverables

Billing Information

☒ Same as Client info PO #: 2589-00"T"

Regulatory Requirements/Report Limits

State/Fed Program: NHDES
Criteria: Sampling and Analysis Plan limits

Other Project Specific Requirements/Comments/Detection Limits:

Please also email login receipts and lab reports to tanya.justham@gza.com
Please provide excel files formatted for upload to the NHDES EMD and for GZA EQUiS upload.

ANALYSIS

PFAS (NHDES list)

SAMPLE HANDLING
Filtration
☐ Done
☒ Not Needed
☐ Lab to do
Preservation
☐ Lab to do
(Please specify below)

ALPHA Lab ID (Lab Use Only)	Sample ID	Collection Date	Collection Time	Sample Matrix	Sampler's Initials	PFAS (NHDES list)	Sample Specific Comments	TOTAL # BOTTLES
17720-01	TRIP BLANK	4/28/2020	0800	AQ	MJB	☒		1
-02	TRY_SW-1	4/28/2020	1415	SW	ADF	☑		2
-03	TRY_SW-3	4/28/2020	1245	SW	ADF	☑		2
-04	TRY_SW-3 DUP	4/28/2020	1245	SW	ADF	☑		2
-05	TRY_SW-4	4/28/2020	1355	SW	ADF	☑		2
-06	TRY_SW-100	4/28/2020	1130	SW	ADF	☑		2
-07	TRY_SW-SDP	4/28/2020	1750	SW	ADF	☑		2
-08	TRY_SW-LEACHATE	4/28/2020	1315	SW	ADF	☑		2
-09	TRY_SW-LEACHATE DUP	4/28/2020	1315	SW	ADF	☑		2
-10	TRY_SW-LEACH-B	4/28/2020	1200	SW	ADF	☑		2
	Container Type					P		
	Preservative					-		

Relinquished By	Date/Time	Received By	Date/Time
	4/29/20 830		
	4/29/2020 1200		
	4/29/20 2040		

Please print clearly, legibly and completely. Samples can not be logged in and turnaround time clock will not start until any ambiguities are resolved. All samples submitted are subject to Alpha's Payment Terms.

ANALYTICAL REPORT

Lab Number:	L2017726
Client:	GZA GeoEnvironmental, Inc. / NHDES PO Box 95 29 Hazen Drive Concord, NH 03302-0095
ATTN:	Michael Summerlin
Phone:	(603) 271-3649
Project Name:	TROY MILLS LANDFILL SUPERFUND
Project Number:	04.0190987.09
Report Date:	05/06/20

The original project report/data package is held by Alpha Analytical. This report/data package is paginated and should be reproduced only in its entirety. Alpha Analytical holds no responsibility for results and/or data that are not consistent with the original.

Certifications & Approvals: MA (M-MA086), NH NELAP (2064), CT (PH-0574), IL (200077), ME (MA00086), MD (348), NJ (MA935), NY (11148), NC (25700/666), PA (68-03671), RI (LAO00065), TX (T104704476), VT (VT-0935), VA (460195), USDA (Permit #P330-17-00196).

Eight Walkup Drive, Westborough, MA 01581-1019
508-898-9220 (Fax) 508-898-9193 800-624-9220 - www.alphalab.com

Project Name: TROY MILLS LANDFILL SUPERFUND
Project Number: 04.0190987.09

Lab Number: L2017726
Report Date: 05/06/20

Alpha Sample ID	Client ID	Matrix	Sample Location	Collection Date/Time	Receive Date
L2017726-01	TRIP BLANK	WATER	TROY, NH	04/28/20 08:00	04/29/20
L2017726-02	TRY_SW-1	WATER	TROY, NH	04/28/20 14:15	04/29/20
L2017726-03	TRY_SW-3	WATER	TROY, NH	04/28/20 12:45	04/29/20
L2017726-04	TRY_SW-3 DUP	WATER	TROY, NH	04/28/20 12:45	04/29/20
L2017726-05	TRY_SW-4	WATER	TROY, NH	04/28/20 13:55	04/29/20

Project Name:	TROY MILLS LANDFILL SUPERFUND	**Lab Number:**	L2017726
Project Number:	04.0190987.09	**Report Date:**	05/06/20

Case Narrative

The samples were received in accordance with the Chain of Custody and no significant deviations were encountered during the preparation or analysis unless otherwise noted. Sample Receipt, Container Information, and the Chain of Custody are located at the back of the report.

Results contained within this report relate only to the samples submitted under this Alpha Lab Number and meet NELAP requirements for all NELAP accredited parameters unless otherwise noted in the following narrative. The data presented in this report is organized by parameter (i.e. VOC, SVOC, etc.). Sample specific Quality Control data (i.e. Surrogate Spike Recovery) is reported at the end of the target analyte list for each individual sample, followed by the Laboratory Batch Quality Control at the end of each parameter. Tentatively Identified Compounds (TICs), if requested, are reported for compounds identified to be present and are not part of the method/program Target Compound List, even if only a subset of the TCL are being reported. If a sample was re-analyzed or re-extracted due to a required quality control corrective action and if both sets of data are reported, the Laboratory ID of the re-analysis or re-extraction is designated with an "R" or "RE", respectively.

When multiple Batch Quality Control elements are reported (e.g. more than one LCS), the associated samples for each element are noted in the grey shaded header line of each data table. Any Laboratory Batch, Sample Specific % recovery or RPD value that is outside the listed Acceptance Criteria is bolded in the report. In reference to questions H (CAM) or 4 (RCP) when "NO" is checked, the performance criteria for CAM and RCP methods allow for some quality control failures to occur and still be within method compliance. In these instances, the specific failure is not narrated but noted in the associated QC Outlier Summary Report, located directly after the Case Narrative. QC information is also incorporated in the Data Usability Assessment table (Format 11) of our Data Merger tool, where it can be reviewed in conjunction with the sample result, associated regulatory criteria and any associated data usability implications.

Soil/sediments, solids and tissues are reported on a dry weight basis unless otherwise noted. Definitions of all data qualifiers and acronyms used in this report are provided in the Glossary located at the back of the report.

HOLD POLICY - For samples submitted on hold, Alpha's policy is to hold samples (with the exception of Air canisters) free of charge for 21 calendar days from the date the project is completed. After 21 calendar days, we will dispose of all samples submitted including those put on hold unless you have contacted your Alpha Project Manager and made arrangements for Alpha to continue to hold the samples. Air canisters will be disposed after 3 business days from the date the project is completed.

Please contact Project Management at 800-624-9220 with any questions.

Project Name:	TROY MILLS LANDFILL SUPERFUND	**Lab Number:**	L2017726
Project Number:	04.0190987.09	**Report Date:**	05/06/20

Case Narrative (continued)

Semivolatile Organics

The WG1366160-2/-3 LCS/LCSD recoveries, associated with L2017726-02 through -05, are below the acceptance criteria for benzidine (0%/8%); however, it has been identified as a "difficult" analyte. The results of the associated samples are reported.

I, the undersigned, attest under the pains and penalties of perjury that, to the best of my knowledge and belief and based upon my personal inquiry of those responsible for providing the information contained in this analytical report, such information is accurate and complete. This certificate of analysis is not complete unless this page accompanies any and all pages of this report.

Authorized Signature: Jennifer L Clements

Title: Technical Director/Representative Date: 05/06/20

ORGANICS

VOLATILES

Project Name: TROY MILLS LANDFILL SUPERFUND **Lab Number:** L2017726

Project Number: 04.0190987.09 **Report Date:** 05/06/20

SAMPLE RESULTS

Lab ID: L2017726-01
Client ID: TRIP BLANK
Sample Location: TROY, NH

Date Collected: 04/28/20 08:00
Date Received: 04/29/20
Field Prep: Not Specified

Sample Depth:
Matrix: Water
Analytical Method: 1,8260C
Analytical Date: 05/02/20 10:40
Analyst: AJK

Parameter	Result	Qualifier	Units	RL	MDL	Dilution Factor
Volatile Organics by GC/MS - Westborough Lab						
Methylene chloride	ND		ug/l	3.0	--	1
1,1-Dichloroethane	ND		ug/l	0.75	--	1
Chloroform	ND		ug/l	0.75	--	1
Carbon tetrachloride	ND		ug/l	0.50	--	1
1,2-Dichloropropane	ND		ug/l	1.8	--	1
Dibromochloromethane	ND		ug/l	0.50	--	1
1,1,2-Trichloroethane	ND		ug/l	0.75	--	1
Tetrachloroethene	ND		ug/l	0.50	--	1
Chlorobenzene	ND		ug/l	0.50	--	1
Trichlorofluoromethane	ND		ug/l	2.5	--	1
1,2-Dichloroethane	ND		ug/l	0.50	--	1
1,1,1-Trichloroethane	ND		ug/l	0.50	--	1
Bromodichloromethane	ND		ug/l	0.50	--	1
trans-1,3-Dichloropropene	ND		ug/l	0.50	--	1
cis-1,3-Dichloropropene	ND		ug/l	0.50	--	1
1,3-Dichloropropene, Total	ND		ug/l	0.50	--	1
1,1-Dichloropropene	ND		ug/l	2.5	--	1
Bromoform	ND		ug/l	2.0	--	1
1,1,2,2-Tetrachloroethane	ND		ug/l	0.50	--	1
Benzene	ND		ug/l	0.50	--	1
Toluene	ND		ug/l	0.75	--	1
Ethylbenzene	ND		ug/l	0.50	--	1
Chloromethane	ND		ug/l	2.5	--	1
Bromomethane	ND		ug/l	1.0	--	1
Vinyl chloride	ND		ug/l	1.0	--	1
Chloroethane	ND		ug/l	1.0	--	1
1,1-Dichloroethene	ND		ug/l	0.50	--	1
trans-1,2-Dichloroethene	ND		ug/l	0.75	--	1

Project Name: TROY MILLS LANDFILL SUPERFUND **Lab Number:** L2017726

Project Number: 04.0190987.09 **Report Date:** 05/06/20

SAMPLE RESULTS

Lab ID: L2017726-01 Date Collected: 04/28/20 08:00

Client ID: TRIP BLANK Date Received: 04/29/20

Sample Location: TROY, NH Field Prep: Not Specified

Sample Depth:

Parameter	Result	Qualifier	Units	RL	MDL	Dilution Factor
Volatile Organics by GC/MS - Westborough Lab						
1,2-Dichloroethene, Total	ND		ug/l	0.50	--	1
Trichloroethene	ND		ug/l	0.50	--	1
1,2-Dichlorobenzene	ND		ug/l	2.5	--	1
1,3-Dichlorobenzene	ND		ug/l	2.5	--	1
1,4-Dichlorobenzene	ND		ug/l	2.5	--	1
Methyl tert butyl ether	ND		ug/l	1.0	--	1
p/m-Xylene	ND		ug/l	1.0	--	1
o-Xylene	ND		ug/l	1.0	--	1
Xylenes, Total	ND		ug/l	1.0	--	1
cis-1,2-Dichloroethene	ND		ug/l	0.50	--	1
Dibromomethane	ND		ug/l	5.0	--	1
1,2,3-Trichloropropane	ND		ug/l	5.0	--	1
Styrene	ND		ug/l	1.0	--	1
Dichlorodifluoromethane	ND		ug/l	5.0	--	1
Acetone	ND		ug/l	5.0	--	1
Carbon disulfide	ND		ug/l	5.0	--	1
2-Butanone	ND		ug/l	5.0	--	1
4-Methyl-2-pentanone	ND		ug/l	5.0	--	1
2-Hexanone	ND		ug/l	5.0	--	1
Bromochloromethane	ND		ug/l	2.5	--	1
Tetrahydrofuran	ND		ug/l	5.0	--	1
2,2-Dichloropropane	ND		ug/l	2.5	--	1
1,2-Dibromoethane	ND		ug/l	2.0	--	1
1,1,1,2-Tetrachloroethane	ND		ug/l	0.50	--	1
Bromobenzene	ND		ug/l	2.5	--	1
n-Butylbenzene	ND		ug/l	0.50	--	1
sec-Butylbenzene	ND		ug/l	0.50	--	1
tert-Butylbenzene	ND		ug/l	2.5	--	1
o-Chlorotoluene	ND		ug/l	2.5	--	1
p-Chlorotoluene	ND		ug/l	2.5	--	1
1,2-Dibromo-3-chloropropane	ND		ug/l	2.5	--	1
Hexachlorobutadiene	ND		ug/l	0.50	--	1
Isopropylbenzene	ND		ug/l	0.50	--	1
p-Isopropyltoluene	ND		ug/l	0.50	--	1
Naphthalene	ND		ug/l	2.5	--	1
n-Propylbenzene	ND		ug/l	0.50	--	1
1,2,3-Trichlorobenzene	ND		ug/l	2.5	--	1

Project Name: TROY MILLS LANDFILL SUPERFUND **Lab Number:** L2017726

Project Number: 04.0190987.09 **Report Date:** 05/06/20

SAMPLE RESULTS

Lab ID: L2017726-01 Date Collected: 04/28/20 08:00

Client ID: TRIP BLANK Date Received: 04/29/20

Sample Location: TROY, NH Field Prep: Not Specified

Sample Depth:

Parameter	Result	Qualifier	Units	RL	MDL	Dilution Factor
Volatile Organics by GC/MS - Westborough Lab						
1,2,4-Trichlorobenzene	ND		ug/l	2.5	--	1
1,3,5-Trimethylbenzene	ND		ug/l	2.5	--	1
1,3,5-Trichlorobenzene	ND		ug/l	2.0	--	1
1,2,4-Trimethylbenzene	ND		ug/l	2.5	--	1
Ethyl ether	ND		ug/l	2.5	--	1
Isopropyl Ether	ND		ug/l	2.0	--	1
Tert-Butyl Alcohol	ND		ug/l	10	--	1
Ethyl-Tert-Butyl-Ether	ND		ug/l	2.0	--	1
Tertiary-Amyl Methyl Ether	ND		ug/l	2.0	--	1
1,4-Dioxane	ND		ug/l	250	--	1

Surrogate	% Recovery	Qualifier	Acceptance Criteria
1,2-Dichloroethane-d4	94		70-130
Toluene-d8	98		70-130
4-Bromofluorobenzene	101		70-130
Dibromofluoromethane	100		70-130

Project Name: TROY MILLS LANDFILL SUPERFUND **Lab Number:** L2017726

Project Number: 04.0190987.09 **Report Date:** 05/06/20

SAMPLE RESULTS

Lab ID: L2017726-02
Client ID: TRY_SW-1
Sample Location: TROY, NH

Date Collected: 04/28/20 14:15
Date Received: 04/29/20
Field Prep: Not Specified

Sample Depth:
Matrix: Water
Analytical Method: 1,8260C
Analytical Date: 05/02/20 12:59
Analyst: AJK

Parameter	Result	Qualifier	Units	RL	MDL	Dilution Factor
Volatile Organics by GC/MS - Westborough Lab						
Methylene chloride	ND		ug/l	3.0	--	1
1,1-Dichloroethane	ND		ug/l	0.75	--	1
Chloroform	ND		ug/l	0.75	--	1
Carbon tetrachloride	ND		ug/l	0.50	--	1
1,2-Dichloropropane	ND		ug/l	1.8	--	1
Dibromochloromethane	ND		ug/l	0.50	--	1
1,1,2-Trichloroethane	ND		ug/l	0.75	--	1
Tetrachloroethene	ND		ug/l	0.50	--	1
Chlorobenzene	ND		ug/l	0.50	--	1
Trichlorofluoromethane	ND		ug/l	2.5	--	1
1,2-Dichloroethane	ND		ug/l	0.50	--	1
1,1,1-Trichloroethane	ND		ug/l	0.50	--	1
Bromodichloromethane	ND		ug/l	0.50	--	1
trans-1,3-Dichloropropene	ND		ug/l	0.50	--	1
cis-1,3-Dichloropropene	ND		ug/l	0.50	--	1
1,3-Dichloropropene, Total	ND		ug/l	0.50	--	1
1,1-Dichloropropene	ND		ug/l	2.5	--	1
Bromoform	ND		ug/l	2.0	--	1
1,1,2,2-Tetrachloroethane	ND		ug/l	0.50	--	1
Benzene	ND		ug/l	0.50	--	1
Toluene	ND		ug/l	0.75	--	1
Ethylbenzene	ND		ug/l	0.50	--	1
Chloromethane	ND		ug/l	2.5	--	1
Bromomethane	ND		ug/l	1.0	--	1
Vinyl chloride	ND		ug/l	1.0	--	1
Chloroethane	ND		ug/l	1.0	--	1
1,1-Dichloroethene	ND		ug/l	0.50	--	1
trans-1,2-Dichloroethene	ND		ug/l	0.75	--	1

Project Name: TROY MILLS LANDFILL SUPERFUND **Lab Number:** L2017726

Project Number: 04.0190987.09 **Report Date:** 05/06/20

SAMPLE RESULTS

Lab ID: L2017726-02 Date Collected: 04/28/20 14:15

Client ID: TRY_SW-1 Date Received: 04/29/20

Sample Location: TROY, NH Field Prep: Not Specified

Sample Depth:

Parameter	Result	Qualifier	Units	RL	MDL	Dilution Factor
Volatile Organics by GC/MS - Westborough Lab						
1,2-Dichloroethene, Total	ND		ug/l	0.50	--	1
Trichloroethene	ND		ug/l	0.50	--	1
1,2-Dichlorobenzene	ND		ug/l	2.5	--	1
1,3-Dichlorobenzene	ND		ug/l	2.5	--	1
1,4-Dichlorobenzene	ND		ug/l	2.5	--	1
Methyl tert butyl ether	ND		ug/l	1.0	--	1
p/m-Xylene	ND		ug/l	1.0	--	1
o-Xylene	ND		ug/l	1.0	--	1
Xylenes, Total	ND		ug/l	1.0	--	1
cis-1,2-Dichloroethene	ND		ug/l	0.50	--	1
Dibromomethane	ND		ug/l	5.0	--	1
1,2,3-Trichloropropane	ND		ug/l	5.0	--	1
Styrene	ND		ug/l	1.0	--	1
Dichlorodifluoromethane	ND		ug/l	5.0	--	1
Acetone	ND		ug/l	5.0	--	1
Carbon disulfide	ND		ug/l	5.0	--	1
2-Butanone	ND		ug/l	5.0	--	1
4-Methyl-2-pentanone	ND		ug/l	5.0	--	1
2-Hexanone	ND		ug/l	5.0	--	1
Bromochloromethane	ND		ug/l	2.5	--	1
Tetrahydrofuran	ND		ug/l	5.0	--	1
2,2-Dichloropropane	ND		ug/l	2.5	--	1
1,2-Dibromoethane	ND		ug/l	2.0	--	1
1,1,1,2-Tetrachloroethane	ND		ug/l	0.50	--	1
Bromobenzene	ND		ug/l	2.5	--	1
n-Butylbenzene	ND		ug/l	0.50	--	1
sec-Butylbenzene	ND		ug/l	0.50	--	1
tert-Butylbenzene	ND		ug/l	2.5	--	1
o-Chlorotoluene	ND		ug/l	2.5	--	1
p-Chlorotoluene	ND		ug/l	2.5	--	1
1,2-Dibromo-3-chloropropane	ND		ug/l	2.5	--	1
Hexachlorobutadiene	ND		ug/l	0.50	--	1
Isopropylbenzene	ND		ug/l	0.50	--	1
p-Isopropyltoluene	ND		ug/l	0.50	--	1
Naphthalene	ND		ug/l	2.5	--	1
n-Propylbenzene	ND		ug/l	0.50	--	1
1,2,3-Trichlorobenzene	ND		ug/l	2.5	--	1

Project Name: TROY MILLS LANDFILL SUPERFUND **Lab Number:** L2017726

Project Number: 04.0190987.09 **Report Date:** 05/06/20

SAMPLE RESULTS

Lab ID: L2017726-02 Date Collected: 04/28/20 14:15

Client ID: TRY_SW-1 Date Received: 04/29/20

Sample Location: TROY, NH Field Prep: Not Specified

Sample Depth:

Parameter	Result	Qualifier	Units	RL	MDL	Dilution Factor
Volatile Organics by GC/MS - Westborough Lab						
1,2,4-Trichlorobenzene	ND		ug/l	2.5	--	1
1,3,5-Trimethylbenzene	ND		ug/l	2.5	--	1
1,3,5-Trichlorobenzene	ND		ug/l	2.0	--	1
1,2,4-Trimethylbenzene	ND		ug/l	2.5	--	1
Ethyl ether	ND		ug/l	2.5	--	1
Isopropyl Ether	ND		ug/l	2.0	--	1
Tert-Butyl Alcohol	ND		ug/l	10	--	1
Ethyl-Tert-Butyl-Ether	ND		ug/l	2.0	--	1
Tertiary-Amyl Methyl Ether	ND		ug/l	2.0	--	1
1,4-Dioxane	ND		ug/l	250	--	1

Surrogate	% Recovery	Qualifier	Acceptance Criteria
1,2-Dichloroethane-d4	94		70-130
Toluene-d8	97		70-130
4-Bromofluorobenzene	103		70-130
Dibromofluoromethane	99		70-130

Project Name: TROY MILLS LANDFILL SUPERFUND **Lab Number:** L2017726

Project Number: 04.0190987.09 **Report Date:** 05/06/20

SAMPLE RESULTS

Lab ID: L2017726-03
Client ID: TRY_SW-3
Sample Location: TROY, NH

Date Collected: 04/28/20 12:45
Date Received: 04/29/20
Field Prep: Not Specified

Sample Depth:
Matrix: Water
Analytical Method: 1,8260C
Analytical Date: 05/02/20 13:22
Analyst: AJK

Parameter	Result	Qualifier	Units	RL	MDL	Dilution Factor
Volatile Organics by GC/MS - Westborough Lab						
Methylene chloride	ND		ug/l	3.0	--	1
1,1-Dichloroethane	ND		ug/l	0.75	--	1
Chloroform	ND		ug/l	0.75	--	1
Carbon tetrachloride	ND		ug/l	0.50	--	1
1,2-Dichloropropane	ND		ug/l	1.8	--	1
Dibromochloromethane	ND		ug/l	0.50	--	1
1,1,2-Trichloroethane	ND		ug/l	0.75	--	1
Tetrachloroethene	ND		ug/l	0.50	--	1
Chlorobenzene	ND		ug/l	0.50	--	1
Trichlorofluoromethane	ND		ug/l	2.5	--	1
1,2-Dichloroethane	ND		ug/l	0.50	--	1
1,1,1-Trichloroethane	ND		ug/l	0.50	--	1
Bromodichloromethane	ND		ug/l	0.50	--	1
trans-1,3-Dichloropropene	ND		ug/l	0.50	--	1
cis-1,3-Dichloropropene	ND		ug/l	0.50	--	1
1,3-Dichloropropene, Total	ND		ug/l	0.50	--	1
1,1-Dichloropropene	ND		ug/l	2.5	--	1
Bromoform	ND		ug/l	2.0	--	1
1,1,2,2-Tetrachloroethane	ND		ug/l	0.50	--	1
Benzene	ND		ug/l	0.50	--	1
Toluene	ND		ug/l	0.75	--	1
Ethylbenzene	ND		ug/l	0.50	--	1
Chloromethane	ND		ug/l	2.5	--	1
Bromomethane	ND		ug/l	1.0	--	1
Vinyl chloride	ND		ug/l	1.0	--	1
Chloroethane	ND		ug/l	1.0	--	1
1,1-Dichloroethene	ND		ug/l	0.50	--	1
trans-1,2-Dichloroethene	ND		ug/l	0.75	--	1

Project Name: TROY MILLS LANDFILL SUPERFUND **Lab Number:** L2017726

Project Number: 04.0190987.09 **Report Date:** 05/06/20

SAMPLE RESULTS

Lab ID: L2017726-03 Date Collected: 04/28/20 12:45

Client ID: TRY_SW-3 Date Received: 04/29/20

Sample Location: TROY, NH Field Prep: Not Specified

Sample Depth:

Parameter	Result	Qualifier	Units	RL	MDL	Dilution Factor
Volatile Organics by GC/MS - Westborough Lab						
1,2-Dichloroethene, Total	ND		ug/l	0.50	--	1
Trichloroethene	ND		ug/l	0.50	--	1
1,2-Dichlorobenzene	ND		ug/l	2.5	--	1
1,3-Dichlorobenzene	ND		ug/l	2.5	--	1
1,4-Dichlorobenzene	ND		ug/l	2.5	--	1
Methyl tert butyl ether	ND		ug/l	1.0	--	1
p/m-Xylene	ND		ug/l	1.0	--	1
o-Xylene	ND		ug/l	1.0	--	1
Xylenes, Total	ND		ug/l	1.0	--	1
cis-1,2-Dichloroethene	ND		ug/l	0.50	--	1
Dibromomethane	ND		ug/l	5.0	--	1
1,2,3-Trichloropropane	ND		ug/l	5.0	--	1
Styrene	ND		ug/l	1.0	--	1
Dichlorodifluoromethane	ND		ug/l	5.0	--	1
Acetone	ND		ug/l	5.0	--	1
Carbon disulfide	ND		ug/l	5.0	--	1
2-Butanone	ND		ug/l	5.0	--	1
4-Methyl-2-pentanone	ND		ug/l	5.0	--	1
2-Hexanone	ND		ug/l	5.0	--	1
Bromochloromethane	ND		ug/l	2.5	--	1
Tetrahydrofuran	ND		ug/l	5.0	--	1
2,2-Dichloropropane	ND		ug/l	2.5	--	1
1,2-Dibromoethane	ND		ug/l	2.0	--	1
1,1,1,2-Tetrachloroethane	ND		ug/l	0.50	--	1
Bromobenzene	ND		ug/l	2.5	--	1
n-Butylbenzene	ND		ug/l	0.50	--	1
sec-Butylbenzene	ND		ug/l	0.50	--	1
tert-Butylbenzene	ND		ug/l	2.5	--	1
o-Chlorotoluene	ND		ug/l	2.5	--	1
p-Chlorotoluene	ND		ug/l	2.5	--	1
1,2-Dibromo-3-chloropropane	ND		ug/l	2.5	--	1
Hexachlorobutadiene	ND		ug/l	0.50	--	1
Isopropylbenzene	ND		ug/l	0.50	--	1
p-Isopropyltoluene	ND		ug/l	0.50	--	1
Naphthalene	ND		ug/l	2.5	--	1
n-Propylbenzene	ND		ug/l	0.50	--	1
1,2,3-Trichlorobenzene	ND		ug/l	2.5	--	1

Project Name: TROY MILLS LANDFILL SUPERFUND **Lab Number:** L2017726

Project Number: 04.0190987.09 **Report Date:** 05/06/20

SAMPLE RESULTS

Lab ID: L2017726-03 Date Collected: 04/28/20 12:45

Client ID: TRY_SW-3 Date Received: 04/29/20

Sample Location: TROY, NH Field Prep: Not Specified

Sample Depth:

Parameter	Result	Qualifier	Units	RL	MDL	Dilution Factor
Volatile Organics by GC/MS - Westborough Lab						
1,2,4-Trichlorobenzene	ND		ug/l	2.5	--	1
1,3,5-Trimethylbenzene	ND		ug/l	2.5	--	1
1,3,5-Trichlorobenzene	ND		ug/l	2.0	--	1
1,2,4-Trimethylbenzene	ND		ug/l	2.5	--	1
Ethyl ether	ND		ug/l	2.5	--	1
Isopropyl Ether	ND		ug/l	2.0	--	1
Tert-Butyl Alcohol	ND		ug/l	10	--	1
Ethyl-Tert-Butyl-Ether	ND		ug/l	2.0	--	1
Tertiary-Amyl Methyl Ether	ND		ug/l	2.0	--	1
1,4-Dioxane	ND		ug/l	250	--	1

Surrogate	% Recovery	Qualifier	Acceptance Criteria
1,2-Dichloroethane-d4	97		70-130
Toluene-d8	97		70-130
4-Bromofluorobenzene	99		70-130
Dibromofluoromethane	103		70-130

Project Name: TROY MILLS LANDFILL SUPERFUND **Lab Number:** L2017726

Project Number: 04.0190987.09 **Report Date:** 05/06/20

SAMPLE RESULTS

Lab ID: L2017726-04
Client ID: TRY_SW-3 DUP
Sample Location: TROY, NH

Date Collected: 04/28/20 12:45
Date Received: 04/29/20
Field Prep: Not Specified

Sample Depth:
Matrix: Water
Analytical Method: 1,8260C
Analytical Date: 05/02/20 13:45
Analyst: AJK

Parameter	Result	Qualifier	Units	RL	MDL	Dilution Factor
Volatile Organics by GC/MS - Westborough Lab						
Methylene chloride	ND		ug/l	3.0	--	1
1,1-Dichloroethane	ND		ug/l	0.75	--	1
Chloroform	ND		ug/l	0.75	--	1
Carbon tetrachloride	ND		ug/l	0.50	--	1
1,2-Dichloropropane	ND		ug/l	1.8	--	1
Dibromochloromethane	ND		ug/l	0.50	--	1
1,1,2-Trichloroethane	ND		ug/l	0.75	--	1
Tetrachloroethene	ND		ug/l	0.50	--	1
Chlorobenzene	ND		ug/l	0.50	--	1
Trichlorofluoromethane	ND		ug/l	2.5	--	1
1,2-Dichloroethane	ND		ug/l	0.50	--	1
1,1,1-Trichloroethane	ND		ug/l	0.50	--	1
Bromodichloromethane	ND		ug/l	0.50	--	1
trans-1,3-Dichloropropene	ND		ug/l	0.50	--	1
cis-1,3-Dichloropropene	ND		ug/l	0.50	--	1
1,3-Dichloropropene, Total	ND		ug/l	0.50	--	1
1,1-Dichloropropene	ND		ug/l	2.5	--	1
Bromoform	ND		ug/l	2.0	--	1
1,1,2,2-Tetrachloroethane	ND		ug/l	0.50	--	1
Benzene	ND		ug/l	0.50	--	1
Toluene	ND		ug/l	0.75	--	1
Ethylbenzene	ND		ug/l	0.50	--	1
Chloromethane	ND		ug/l	2.5	--	1
Bromomethane	ND		ug/l	1.0	--	1
Vinyl chloride	ND		ug/l	1.0	--	1
Chloroethane	ND		ug/l	1.0	--	1
1,1-Dichloroethene	ND		ug/l	0.50	--	1
trans-1,2-Dichloroethene	ND		ug/l	0.75	--	1

Project Name: TROY MILLS LANDFILL SUPERFUND **Lab Number:** L2017726

Project Number: 04.0190987.09 **Report Date:** 05/06/20

SAMPLE RESULTS

Lab ID: L2017726-04 Date Collected: 04/28/20 12:45

Client ID: TRY_SW-3 DUP Date Received: 04/29/20

Sample Location: TROY, NH Field Prep: Not Specified

Sample Depth:

Parameter	Result	Qualifier	Units	RL	MDL	Dilution Factor
Volatile Organics by GC/MS - Westborough Lab						
1,2-Dichloroethene, Total	ND		ug/l	0.50	--	1
Trichloroethene	ND		ug/l	0.50	--	1
1,2-Dichlorobenzene	ND		ug/l	2.5	--	1
1,3-Dichlorobenzene	ND		ug/l	2.5	--	1
1,4-Dichlorobenzene	ND		ug/l	2.5	--	1
Methyl tert butyl ether	ND		ug/l	1.0	--	1
p/m-Xylene	ND		ug/l	1.0	--	1
o-Xylene	ND		ug/l	1.0	--	1
Xylenes, Total	ND		ug/l	1.0	--	1
cis-1,2-Dichloroethene	ND		ug/l	0.50	--	1
Dibromomethane	ND		ug/l	5.0	--	1
1,2,3-Trichloropropane	ND		ug/l	5.0	--	1
Styrene	ND		ug/l	1.0	--	1
Dichlorodifluoromethane	ND		ug/l	5.0	--	1
Acetone	ND		ug/l	5.0	--	1
Carbon disulfide	ND		ug/l	5.0	--	1
2-Butanone	ND		ug/l	5.0	--	1
4-Methyl-2-pentanone	ND		ug/l	5.0	--	1
2-Hexanone	ND		ug/l	5.0	--	1
Bromochloromethane	ND		ug/l	2.5	--	1
Tetrahydrofuran	ND		ug/l	5.0	--	1
2,2-Dichloropropane	ND		ug/l	2.5	--	1
1,2-Dibromoethane	ND		ug/l	2.0	--	1
1,1,1,2-Tetrachloroethane	ND		ug/l	0.50	--	1
Bromobenzene	ND		ug/l	2.5	--	1
n-Butylbenzene	ND		ug/l	0.50	--	1
sec-Butylbenzene	ND		ug/l	0.50	--	1
tert-Butylbenzene	ND		ug/l	2.5	--	1
o-Chlorotoluene	ND		ug/l	2.5	--	1
p-Chlorotoluene	ND		ug/l	2.5	--	1
1,2-Dibromo-3-chloropropane	ND		ug/l	2.5	--	1
Hexachlorobutadiene	ND		ug/l	0.50	--	1
Isopropylbenzene	ND		ug/l	0.50	--	1
p-Isopropyltoluene	ND		ug/l	0.50	--	1
Naphthalene	ND		ug/l	2.5	--	1
n-Propylbenzene	ND		ug/l	0.50	--	1
1,2,3-Trichlorobenzene	ND		ug/l	2.5	--	1

Project Name: TROY MILLS LANDFILL SUPERFUND **Lab Number:** L2017726

Project Number: 04.0190987.09 **Report Date:** 05/06/20

SAMPLE RESULTS

Lab ID: L2017726-04 Date Collected: 04/28/20 12:45

Client ID: TRY_SW-3 DUP Date Received: 04/29/20

Sample Location: TROY, NH Field Prep: Not Specified

Sample Depth:

Parameter	Result	Qualifier	Units	RL	MDL	Dilution Factor
Volatile Organics by GC/MS - Westborough Lab						
1,2,4-Trichlorobenzene	ND		ug/l	2.5	--	1
1,3,5-Trimethylbenzene	ND		ug/l	2.5	--	1
1,3,5-Trichlorobenzene	ND		ug/l	2.0	--	1
1,2,4-Trimethylbenzene	ND		ug/l	2.5	--	1
Ethyl ether	ND		ug/l	2.5	--	1
Isopropyl Ether	ND		ug/l	2.0	--	1
Tert-Butyl Alcohol	ND		ug/l	10	--	1
Ethyl-Tert-Butyl-Ether	ND		ug/l	2.0	--	1
Tertiary-Amyl Methyl Ether	ND		ug/l	2.0	--	1
1,4-Dioxane	ND		ug/l	250	--	1

Surrogate	% Recovery	Qualifier	Acceptance Criteria
1,2-Dichloroethane-d4	96		70-130
Toluene-d8	96		70-130
4-Bromofluorobenzene	101		70-130
Dibromofluoromethane	101		70-130

Project Name: TROY MILLS LANDFILL SUPERFUND **Lab Number:** L2017726

Project Number: 04.0190987.09 **Report Date:** 05/06/20

SAMPLE RESULTS

Lab ID: L2017726-05
Client ID: TRY_SW-4
Sample Location: TROY, NH

Date Collected: 04/28/20 13:55
Date Received: 04/29/20
Field Prep: Not Specified

Sample Depth:
Matrix: Water
Analytical Method: 1,8260C
Analytical Date: 05/02/20 14:08
Analyst: AJK

Parameter	Result	Qualifier	Units	RL	MDL	Dilution Factor
Volatile Organics by GC/MS - Westborough Lab						
Methylene chloride	ND		ug/l	3.0	--	1
1,1-Dichloroethane	ND		ug/l	0.75	--	1
Chloroform	ND		ug/l	0.75	--	1
Carbon tetrachloride	ND		ug/l	0.50	--	1
1,2-Dichloropropane	ND		ug/l	1.8	--	1
Dibromochloromethane	ND		ug/l	0.50	--	1
1,1,2-Trichloroethane	ND		ug/l	0.75	--	1
Tetrachloroethene	ND		ug/l	0.50	--	1
Chlorobenzene	ND		ug/l	0.50	--	1
Trichlorofluoromethane	ND		ug/l	2.5	--	1
1,2-Dichloroethane	ND		ug/l	0.50	--	1
1,1,1-Trichloroethane	ND		ug/l	0.50	--	1
Bromodichloromethane	ND		ug/l	0.50	--	1
trans-1,3-Dichloropropene	ND		ug/l	0.50	--	1
cis-1,3-Dichloropropene	ND		ug/l	0.50	--	1
1,3-Dichloropropene, Total	ND		ug/l	0.50	--	1
1,1-Dichloropropene	ND		ug/l	2.5	--	1
Bromoform	ND		ug/l	2.0	--	1
1,1,2,2-Tetrachloroethane	ND		ug/l	0.50	--	1
Benzene	ND		ug/l	0.50	--	1
Toluene	ND		ug/l	0.75	--	1
Ethylbenzene	ND		ug/l	0.50	--	1
Chloromethane	ND		ug/l	2.5	--	1
Bromomethane	ND		ug/l	1.0	--	1
Vinyl chloride	ND		ug/l	1.0	--	1
Chloroethane	ND		ug/l	1.0	--	1
1,1-Dichloroethene	ND		ug/l	0.50	--	1
trans-1,2-Dichloroethene	ND		ug/l	0.75	--	1

Project Name: TROY MILLS LANDFILL SUPERFUND **Lab Number:** L2017726

Project Number: 04.0190987.09 **Report Date:** 05/06/20

SAMPLE RESULTS

Lab ID: L2017726-05 Date Collected: 04/28/20 13:55

Client ID: TRY_SW-4 Date Received: 04/29/20

Sample Location: TROY, NH Field Prep: Not Specified

Sample Depth:

Parameter	Result	Qualifier	Units	RL	MDL	Dilution Factor
Volatile Organics by GC/MS - Westborough Lab						
1,2-Dichloroethene, Total	ND		ug/l	0.50	--	1
Trichloroethene	ND		ug/l	0.50	--	1
1,2-Dichlorobenzene	ND		ug/l	2.5	--	1
1,3-Dichlorobenzene	ND		ug/l	2.5	--	1
1,4-Dichlorobenzene	ND		ug/l	2.5	--	1
Methyl tert butyl ether	ND		ug/l	1.0	--	1
p/m-Xylene	ND		ug/l	1.0	--	1
o-Xylene	ND		ug/l	1.0	--	1
Xylenes, Total	ND		ug/l	1.0	--	1
cis-1,2-Dichloroethene	ND		ug/l	0.50	--	1
Dibromomethane	ND		ug/l	5.0	--	1
1,2,3-Trichloropropane	ND		ug/l	5.0	--	1
Styrene	ND		ug/l	1.0	--	1
Dichlorodifluoromethane	ND		ug/l	5.0	--	1
Acetone	ND		ug/l	5.0	--	1
Carbon disulfide	ND		ug/l	5.0	--	1
2-Butanone	ND		ug/l	5.0	--	1
4-Methyl-2-pentanone	ND		ug/l	5.0	--	1
2-Hexanone	ND		ug/l	5.0	--	1
Bromochloromethane	ND		ug/l	2.5	--	1
Tetrahydrofuran	ND		ug/l	5.0	--	1
2,2-Dichloropropane	ND		ug/l	2.5	--	1
1,2-Dibromoethane	ND		ug/l	2.0	--	1
1,1,1,2-Tetrachloroethane	ND		ug/l	0.50	--	1
Bromobenzene	ND		ug/l	2.5	--	1
n-Butylbenzene	ND		ug/l	0.50	--	1
sec-Butylbenzene	ND		ug/l	0.50	--	1
tert-Butylbenzene	ND		ug/l	2.5	--	1
o-Chlorotoluene	ND		ug/l	2.5	--	1
p-Chlorotoluene	ND		ug/l	2.5	--	1
1,2-Dibromo-3-chloropropane	ND		ug/l	2.5	--	1
Hexachlorobutadiene	ND		ug/l	0.50	--	1
Isopropylbenzene	ND		ug/l	0.50	--	1
p-Isopropyltoluene	ND		ug/l	0.50	--	1
Naphthalene	ND		ug/l	2.5	--	1
n-Propylbenzene	ND		ug/l	0.50	--	1
1,2,3-Trichlorobenzene	ND		ug/l	2.5	--	1

Project Name: TROY MILLS LANDFILL SUPERFUND **Lab Number:** L2017726

Project Number: 04.0190987.09 **Report Date:** 05/06/20

SAMPLE RESULTS

Lab ID: L2017726-05 Date Collected: 04/28/20 13:55

Client ID: TRY_SW-4 Date Received: 04/29/20

Sample Location: TROY, NH Field Prep: Not Specified

Sample Depth:

Parameter	Result	Qualifier	Units	RL	MDL	Dilution Factor
Volatile Organics by GC/MS - Westborough Lab						
1,2,4-Trichlorobenzene	ND		ug/l	2.5	--	1
1,3,5-Trimethylbenzene	ND		ug/l	2.5	--	1
1,3,5-Trichlorobenzene	ND		ug/l	2.0	--	1
1,2,4-Trimethylbenzene	ND		ug/l	2.5	--	1
Ethyl ether	ND		ug/l	2.5	--	1
Isopropyl Ether	ND		ug/l	2.0	--	1
Tert-Butyl Alcohol	ND		ug/l	10	--	1
Ethyl-Tert-Butyl-Ether	ND		ug/l	2.0	--	1
Tertiary-Amyl Methyl Ether	ND		ug/l	2.0	--	1
1,4-Dioxane	ND		ug/l	250	--	1

Surrogate	% Recovery	Qualifier	Acceptance Criteria
1,2-Dichloroethane-d4	94		70-130
Toluene-d8	98		70-130
4-Bromofluorobenzene	102		70-130
Dibromofluoromethane	101		70-130

Project Name: TROY MILLS LANDFILL SUPERFUND **Lab Number:** L2017726

Project Number: 04.0190987.09 **Report Date:** 05/06/20

Method Blank Analysis
Batch Quality Control

Analytical Method: 1,8260C
Analytical Date: 05/02/20 09:53
Analyst: MKS

Parameter	Result	Qualifier	Units	RL	MDL
Volatile Organics by GC/MS - Westborough Lab for sample(s): 01-05 Batch: WG1366811-5					
Methylene chloride	ND		ug/l	3.0	--
1,1-Dichloroethane	ND		ug/l	0.75	--
Chloroform	ND		ug/l	0.75	--
Carbon tetrachloride	ND		ug/l	0.50	--
1,2-Dichloropropane	ND		ug/l	1.8	--
Dibromochloromethane	ND		ug/l	0.50	--
1,1,2-Trichloroethane	ND		ug/l	0.75	--
Tetrachloroethene	ND		ug/l	0.50	--
Chlorobenzene	ND		ug/l	0.50	--
Trichlorofluoromethane	ND		ug/l	2.5	--
1,2-Dichloroethane	ND		ug/l	0.50	--
1,1,1-Trichloroethane	ND		ug/l	0.50	--
Bromodichloromethane	ND		ug/l	0.50	--
trans-1,3-Dichloropropene	ND		ug/l	0.50	--
cis-1,3-Dichloropropene	ND		ug/l	0.50	--
1,3-Dichloropropene, Total	ND		ug/l	0.50	--
1,1-Dichloropropene	ND		ug/l	2.5	--
Bromoform	ND		ug/l	2.0	--
1,1,2,2-Tetrachloroethane	ND		ug/l	0.50	--
Benzene	ND		ug/l	0.50	--
Toluene	ND		ug/l	0.75	--
Ethylbenzene	ND		ug/l	0.50	--
Chloromethane	ND		ug/l	2.5	--
Bromomethane	ND		ug/l	1.0	--
Vinyl chloride	ND		ug/l	1.0	--
Chloroethane	ND		ug/l	1.0	--
1,1-Dichloroethene	ND		ug/l	0.50	--
trans-1,2-Dichloroethene	ND		ug/l	0.75	--
1,2-Dichloroethene, Total	ND		ug/l	0.50	--

Project Name: TROY MILLS LANDFILL SUPERFUND **Lab Number:** L2017726

Project Number: 04.0190987.09 **Report Date:** 05/06/20

Method Blank Analysis
Batch Quality Control

Analytical Method: 1,8260C
Analytical Date: 05/02/20 09:53
Analyst: MKS

Parameter	Result	Qualifier	Units	RL	MDL
Volatile Organics by GC/MS - Westborough Lab for sample(s): 01-05 Batch: WG1366811-5					
Trichloroethene	ND		ug/l	0.50	--
1,2-Dichlorobenzene	ND		ug/l	2.5	--
1,3-Dichlorobenzene	ND		ug/l	2.5	--
1,4-Dichlorobenzene	ND		ug/l	2.5	--
Methyl tert butyl ether	ND		ug/l	1.0	--
p/m-Xylene	ND		ug/l	1.0	--
o-Xylene	ND		ug/l	1.0	--
Xylenes, Total	ND		ug/l	1.0	--
cis-1,2-Dichloroethene	ND		ug/l	0.50	--
Dibromomethane	ND		ug/l	5.0	--
1,2,3-Trichloropropane	ND		ug/l	5.0	--
Styrene	ND		ug/l	1.0	--
Dichlorodifluoromethane	ND		ug/l	5.0	--
Acetone	ND		ug/l	5.0	--
Carbon disulfide	ND		ug/l	5.0	--
2-Butanone	ND		ug/l	5.0	--
4-Methyl-2-pentanone	ND		ug/l	5.0	--
2-Hexanone	ND		ug/l	5.0	--
Bromochloromethane	ND		ug/l	2.5	--
Tetrahydrofuran	ND		ug/l	5.0	--
2,2-Dichloropropane	ND		ug/l	2.5	--
1,2-Dibromoethane	ND		ug/l	2.0	--
1,1,1,2-Tetrachloroethane	ND		ug/l	0.50	--
Bromobenzene	ND		ug/l	2.5	--
n-Butylbenzene	ND		ug/l	0.50	--
sec-Butylbenzene	ND		ug/l	0.50	--
tert-Butylbenzene	ND		ug/l	2.5	--
o-Chlorotoluene	ND		ug/l	2.5	--
p-Chlorotoluene	ND		ug/l	2.5	--

Project Name: TROY MILLS LANDFILL SUPERFUND **Lab Number:** L2017726

Project Number: 04.0190987.09 **Report Date:** 05/06/20

Method Blank Analysis
Batch Quality Control

Analytical Method: 1,8260C
Analytical Date: 05/02/20 09:53
Analyst: MKS

Parameter	Result	Qualifier	Units	RL	MDL
Volatile Organics by GC/MS - Westborough Lab for sample(s): 01-05 Batch: WG1366811-5					
1,2-Dibromo-3-chloropropane	ND		ug/l	2.5	--
Hexachlorobutadiene	ND		ug/l	0.50	--
Isopropylbenzene	ND		ug/l	0.50	--
p-Isopropyltoluene	ND		ug/l	0.50	--
Naphthalene	ND		ug/l	2.5	--
n-Propylbenzene	ND		ug/l	0.50	--
1,2,3-Trichlorobenzene	ND		ug/l	2.5	--
1,2,4-Trichlorobenzene	ND		ug/l	2.5	--
1,3,5-Trimethylbenzene	ND		ug/l	2.5	--
1,3,5-Trichlorobenzene	ND		ug/l	2.0	--
1,2,4-Trimethylbenzene	ND		ug/l	2.5	--
Ethyl ether	ND		ug/l	2.5	--
Isopropyl Ether	ND		ug/l	2.0	--
Tert-Butyl Alcohol	ND		ug/l	10	--
Ethyl-Tert-Butyl-Ether	ND		ug/l	2.0	--
Tertiary-Amyl Methyl Ether	ND		ug/l	2.0	--
1,4-Dioxane	ND		ug/l	250	--

Surrogate	%Recovery	Qualifier	Acceptance Criteria
1,2-Dichloroethane-d4	94		70-130
Toluene-d8	96		70-130
4-Bromofluorobenzene	102		70-130
Dibromofluoromethane	100		70-130

Lab Control Sample Analysis

Batch Quality Control

Project Name: TROY MILLS LANDFILL SUPERFUND

Project Number: 04.0190987.09

Lab Number: L2017726

Report Date: 05/06/20

Parameter	LCS %Recovery	Qual	LCSD %Recovery	Qual	%Recovery Limits	RPD	Qual	RPD Limits
Volatile Organics by GC/MS - Westborough Lab Associated sample(s): 01-05 Batch: WG1366811-3 WG1366811-4								
Methylene chloride	86		89		70-130	3		20
1,1-Dichloroethane	87		91		70-130	4		20
Chloroform	89		94		70-130	5		20
Carbon tetrachloride	93		99		63-132	6		20
1,2-Dichloropropane	86		90		70-130	5		20
Dibromochloromethane	84		91		63-130	8		20
1,1,2-Trichloroethane	83		88		70-130	6		20
Tetrachloroethene	88		94		70-130	7		20
Chlorobenzene	87		92		75-130	6		25
Trichlorofluoromethane	96		100		62-150	4		20
1,2-Dichloroethane	83		85		70-130	2		20
1,1,1-Trichloroethane	92		95		67-130	3		20
Bromodichloromethane	87		92		67-130	6		20
trans-1,3-Dichloropropene	85		88		70-130	3		20
cis-1,3-Dichloropropene	89		93		70-130	4		20
1,1-Dichloropropene	89		91		70-130	2		20
Bromoform	86		93		54-136	8		20
1,1,2,2-Tetrachloroethane	83		89		67-130	7		20
Benzene	90		95		70-130	5		25
Toluene	88		91		70-130	3		25
Ethylbenzene	85		90		70-130	6		20
Chloromethane	74		78		64-130	5		20
Bromomethane	64		60		39-139	6		20

Lab Control Sample Analysis

Batch Quality Control

Project Name: TROY MILLS LANDFILL SUPERFUND

Project Number: 04.0190987.09

Lab Number: L2017726

Report Date: 05/06/20

Parameter	LCS %Recovery	Qual	LCSD %Recovery	Qual	%Recovery Limits	RPD	Qual	RPD Limits
Volatile Organics by GC/MS - Westborough Lab Associated sample(s): 01-05 Batch: WG1366811-3 WG1366811-4								
Vinyl chloride	100		100		55-140	0		20
Chloroethane	93		97		55-138	4		20
1,1-Dichloroethene	94		97		61-145	3		25
trans-1,2-Dichloroethene	91		96		70-130	5		20
Trichloroethene	94		99		70-130	5		25
1,2-Dichlorobenzene	83		88		70-130	6		20
1,3-Dichlorobenzene	87		90		70-130	3		20
1,4-Dichlorobenzene	86		90		70-130	5		20
Methyl tert butyl ether	80		84		63-130	5		20
p/m-Xylene	85		90		70-130	6		20
o-Xylene	85		90		70-130	6		20
cis-1,2-Dichloroethene	93		98		70-130	5		20
Dibromomethane	91		93		70-130	2		20
1,2,3-Trichloropropane	87		78		64-130	11		20
Styrene	85		90		70-130	6		20
Dichlorodifluoromethane	130		140		36-147	7		20
Acetone	80		68		58-148	16		20
Carbon disulfide	89		95		51-130	7		20
2-Butanone	74		76		63-138	3		20
4-Methyl-2-pentanone	77		82		59-130	6		20
2-Hexanone	68		71		57-130	4		20
Bromochloromethane	100		100		70-130	0		20
Tetrahydrofuran	69		74		58-130	7		20

Lab Control Sample Analysis

Batch Quality Control

Project Name: TROY MILLS LANDFILL SUPERFUND

Project Number: 04.0190987.09

Lab Number: L2017726

Report Date: 05/06/20

Parameter	LCS %Recovery	Qual	LCSD %Recovery	Qual	%Recovery Limits	RPD	Qual	RPD Limits
Volatile Organics by GC/MS - Westborough Lab Associated sample(s): 01-05 Batch: WG1366811-3 WG1366811-4								
2,2-Dichloropropane	99		100		63-133	1		20
1,2-Dibromoethane	86		89		70-130	3		20
1,1,1,2-Tetrachloroethane	88		94		64-130	7		20
Bromobenzene	92		95		70-130	3		20
n-Butylbenzene	81		88		53-136	8		20
sec-Butylbenzene	84		89		70-130	6		20
tert-Butylbenzene	85		90		70-130	6		20
o-Chlorotoluene	84		90		70-130	7		20
p-Chlorotoluene	86		89		70-130	3		20
1,2-Dibromo-3-chloropropane	80		83		41-144	4		20
Hexachlorobutadiene	88		96		63-130	9		20
Isopropylbenzene	87		93		70-130	7		20
p-Isopropyltoluene	84		89		70-130	6		20
Naphthalene	71		77		70-130	8		20
n-Propylbenzene	85		92		69-130	8		20
1,2,3-Trichlorobenzene	70		80		70-130	13		20
1,2,4-Trichlorobenzene	78		85		70-130	9		20
1,3,5-Trimethylbenzene	84		89		64-130	6		20
1,3,5-Trichlorobenzene	83		89		70-130	7		20
1,2,4-Trimethylbenzene	84		88		70-130	5		20
Ethyl ether	79		85		59-134	7		20
Isopropyl Ether	78		82		70-130	5		20
Tert-Butyl Alcohol	84		88		70-130	5		20

Lab Control Sample Analysis

Batch Quality Control

Project Name: TROY MILLS LANDFILL SUPERFUND

Project Number: 04.0190987.09

Lab Number: L2017726

Report Date: 05/06/20

Parameter	LCS %Recovery	Qual	LCSD %Recovery	Qual	%Recovery Limits	RPD	Qual	RPD Limits
Volatile Organics by GC/MS - Westborough Lab Associated sample(s): 01-05 Batch: WG1366811-3 WG1366811-4								
Ethyl-Tert-Butyl-Ether	83		87		70-130	5		20
Tertiary-Amyl Methyl Ether	83		86		66-130	4		20
1,4-Dioxane	120		134		56-162	11		20

Surrogate	LCS %Recovery	Qual	LCSD %Recovery	Qual	Acceptance Criteria
1,2-Dichloroethane-d4	91		91		70-130
Toluene-d8	98		97		70-130
4-Bromofluorobenzene	103		102		70-130
Dibromofluoromethane	101		102		70-130

SEMIVOLATILES

Project Name: TROY MILLS LANDFILL SUPERFUND **Lab Number:** L2017726

Project Number: 04.0190987.09 **Report Date:** 05/06/20

SAMPLE RESULTS

Lab ID: L2017726-02
Client ID: TRY_SW-1
Sample Location: TROY, NH

Date Collected: 04/28/20 14:15
Date Received: 04/29/20
Field Prep: Not Specified

Sample Depth:
Matrix: Water
Analytical Method: 1,8270D
Analytical Date: 05/04/20 19:32
Analyst: JG

Extraction Method: EPA 3510C
Extraction Date: 05/01/20 08:53

Parameter	Result	Qualifier	Units	RL	MDL	Dilution Factor
Semivolatile Organics by GC/MS - Westborough Lab						
Benzidine	ND		ug/l	20	--	1
1,2,4-Trichlorobenzene	ND		ug/l	5.0	--	1
Bis(2-chloroethyl)ether	ND		ug/l	2.0	--	1
1,2-Dichlorobenzene	ND		ug/l	2.0	--	1
1,3-Dichlorobenzene	ND		ug/l	2.0	--	1
1,4-Dichlorobenzene	ND		ug/l	2.0	--	1
3,3'-Dichlorobenzidine	ND		ug/l	5.0	--	1
2,4-Dinitrotoluene	ND		ug/l	5.0	--	1
2,6-Dinitrotoluene	ND		ug/l	5.0	--	1
Azobenzene	ND		ug/l	2.0	--	1
4-Chlorophenyl phenyl ether	ND		ug/l	2.0	--	1
4-Bromophenyl phenyl ether	ND		ug/l	2.0	--	1
Bis(2-chloroisopropyl)ether	ND		ug/l	2.0	--	1
Bis(2-chloroethoxy)methane	ND		ug/l	5.0	--	1
Hexachlorocyclopentadiene	ND		ug/l	20	--	1
Isophorone	ND		ug/l	5.0	--	1
Nitrobenzene	ND		ug/l	2.0	--	1
NDPA/DPA	ND		ug/l	2.0	--	1
n-Nitrosodi-n-propylamine	ND		ug/l	5.0	--	1
Bis(2-ethylhexyl)phthalate	ND		ug/l	3.0	--	1
Butyl benzyl phthalate	ND		ug/l	5.0	--	1
Di-n-butylphthalate	ND		ug/l	5.0	--	1
Di-n-octylphthalate	ND		ug/l	5.0	--	1
Diethyl phthalate	ND		ug/l	5.0	--	1
Dimethyl phthalate	ND		ug/l	5.0	--	1
Biphenyl	ND		ug/l	2.0	--	1
Aniline	ND		ug/l	2.0	--	1
4-Chloroaniline	ND		ug/l	5.0	--	1

Project Name: TROY MILLS LANDFILL SUPERFUND **Lab Number:** L2017726

Project Number: 04.0190987.09 **Report Date:** 05/06/20

SAMPLE RESULTS

Lab ID: L2017726-02 Date Collected: 04/28/20 14:15

Client ID: TRY_SW-1 Date Received: 04/29/20

Sample Location: TROY, NH Field Prep: Not Specified

Sample Depth:

Parameter	Result	Qualifier	Units	RL	MDL	Dilution Factor
Semivolatile Organics by GC/MS - Westborough Lab						
2-Nitroaniline	ND		ug/l	5.0	--	1
3-Nitroaniline	ND		ug/l	5.0	--	1
4-Nitroaniline	ND		ug/l	5.0	--	1
Dibenzofuran	ND		ug/l	2.0	--	1
n-Nitrosodimethylamine	ND		ug/l	2.0	--	1
2,4,6-Trichlorophenol	ND		ug/l	5.0	--	1
p-Chloro-m-cresol	ND		ug/l	2.0	--	1
2-Chlorophenol	ND		ug/l	2.0	--	1
2,4-Dichlorophenol	ND		ug/l	5.0	--	1
2,4-Dimethylphenol	ND		ug/l	5.0	--	1
2-Nitrophenol	ND		ug/l	10	--	1
4-Nitrophenol	ND		ug/l	10	--	1
2,4-Dinitrophenol	ND		ug/l	20	--	1
4,6-Dinitro-o-cresol	ND		ug/l	10	--	1
Phenol	ND		ug/l	5.0	--	1
2-Methylphenol	ND		ug/l	5.0	--	1
3-Methylphenol/4-Methylphenol	ND		ug/l	5.0	--	1
2,4,5-Trichlorophenol	ND		ug/l	5.0	--	1
Benzoic Acid	ND		ug/l	50	--	1
Benzyl Alcohol	ND		ug/l	2.0	--	1
Carbazole	ND		ug/l	2.0	--	1
Pyridine	ND		ug/l	3.5	--	1

Surrogate	% Recovery	Qualifier	Acceptance Criteria
2-Fluorophenol	68		21-120
Phenol-d6	60		10-120
Nitrobenzene-d5	96		23-120
2-Fluorobiphenyl	79		15-120
2,4,6-Tribromophenol	60		10-120
4-Terphenyl-d14	97		41-149

Project Name: TROY MILLS LANDFILL SUPERFUND **Lab Number:** L2017726

Project Number: 04.0190987.09 **Report Date:** 05/06/20

SAMPLE RESULTS

Lab ID: L2017726-02
Client ID: TRY_SW-1
Sample Location: TROY, NH

Date Collected: 04/28/20 14:15
Date Received: 04/29/20
Field Prep: Not Specified

Sample Depth:
Matrix: Water
Analytical Method: 1,8270D-SIM
Analytical Date: 05/02/20 18:18
Analyst: DV

Extraction Method: EPA 3510C
Extraction Date: 05/01/20 08:50

Parameter	Result	Qualifier	Units	RL	MDL	Dilution Factor
Semivolatile Organics by GC/MS-SIM - Westborough Lab						
Acenaphthene	ND		ug/l	0.10	--	1
2-Chloronaphthalene	ND		ug/l	0.20	--	1
Fluoranthene	ND		ug/l	0.10	--	1
Hexachlorobutadiene	ND		ug/l	0.50	--	1
Naphthalene	ND		ug/l	0.10	--	1
Benzo(a)anthracene	ND		ug/l	0.10	--	1
Benzo(a)pyrene	ND		ug/l	0.10	--	1
Benzo(b)fluoranthene	ND		ug/l	0.10	--	1
Benzo(k)fluoranthene	ND		ug/l	0.10	--	1
Chrysene	ND		ug/l	0.10	--	1
Acenaphthylene	ND		ug/l	0.10	--	1
Anthracene	ND		ug/l	0.10	--	1
Benzo(ghi)perylene	ND		ug/l	0.10	--	1
Fluorene	ND		ug/l	0.10	--	1
Phenanthrene	ND		ug/l	0.10	--	1
Dibenzo(a,h)anthracene	ND		ug/l	0.10	--	1
Indeno(1,2,3-cd)pyrene	ND		ug/l	0.10	--	1
Pyrene	ND		ug/l	0.10	--	1
1-Methylnaphthalene	ND		ug/l	0.10	--	1
2-Methylnaphthalene	ND		ug/l	0.10	--	1
Pentachlorophenol	ND		ug/l	0.80	--	1
Hexachlorobenzene	ND		ug/l	0.80	--	1
Hexachloroethane	ND		ug/l	0.80	--	1

Project Name: TROY MILLS LANDFILL SUPERFUND **Lab Number:** L2017726

Project Number: 04.0190987.09 **Report Date:** 05/06/20

SAMPLE RESULTS

Lab ID: L2017726-02 Date Collected: 04/28/20 14:15

Client ID: TRY_SW-1 Date Received: 04/29/20

Sample Location: TROY, NH Field Prep: Not Specified

Sample Depth:

Parameter	Result	Qualifier	Units	RL	MDL	Dilution Factor
Semivolatile Organics by GC/MS-SIM - Westborough Lab						

Surrogate	% Recovery	Qualifier	Acceptance Criteria
2-Fluorophenol	64		21-120
Phenol-d6	58		10-120
Nitrobenzene-d5	87		23-120
2-Fluorobiphenyl	79		15-120
2,4,6-Tribromophenol	93		10-120
4-Terphenyl-d14	106		41-149

Project Name: TROY MILLS LANDFILL SUPERFUND **Lab Number:** L2017726

Project Number: 04.0190987.09 **Report Date:** 05/06/20

SAMPLE RESULTS

Lab ID: L2017726-03
Client ID: TRY_SW-3
Sample Location: TROY, NH

Date Collected: 04/28/20 12:45
Date Received: 04/29/20
Field Prep: Not Specified

Sample Depth:
Matrix: Water
Analytical Method: 1,8270D
Analytical Date: 05/04/20 19:55
Analyst: JG

Extraction Method: EPA 3510C
Extraction Date: 05/01/20 08:53

Parameter	Result	Qualifier	Units	RL	MDL	Dilution Factor
Semivolatile Organics by GC/MS - Westborough Lab						
Benzidine	ND		ug/l	20	--	1
1,2,4-Trichlorobenzene	ND		ug/l	5.0	--	1
Bis(2-chloroethyl)ether	ND		ug/l	2.0	--	1
1,2-Dichlorobenzene	ND		ug/l	2.0	--	1
1,3-Dichlorobenzene	ND		ug/l	2.0	--	1
1,4-Dichlorobenzene	ND		ug/l	2.0	--	1
3,3'-Dichlorobenzidine	ND		ug/l	5.0	--	1
2,4-Dinitrotoluene	ND		ug/l	5.0	--	1
2,6-Dinitrotoluene	ND		ug/l	5.0	--	1
Azobenzene	ND		ug/l	2.0	--	1
4-Chlorophenyl phenyl ether	ND		ug/l	2.0	--	1
4-Bromophenyl phenyl ether	ND		ug/l	2.0	--	1
Bis(2-chloroisopropyl)ether	ND		ug/l	2.0	--	1
Bis(2-chloroethoxy)methane	ND		ug/l	5.0	--	1
Hexachlorocyclopentadiene	ND		ug/l	20	--	1
Isophorone	ND		ug/l	5.0	--	1
Nitrobenzene	ND		ug/l	2.0	--	1
NDPA/DPA	ND		ug/l	2.0	--	1
n-Nitrosodi-n-propylamine	ND		ug/l	5.0	--	1
Bis(2-ethylhexyl)phthalate	ND		ug/l	3.0	--	1
Butyl benzyl phthalate	ND		ug/l	5.0	--	1
Di-n-butylphthalate	ND		ug/l	5.0	--	1
Di-n-octylphthalate	ND		ug/l	5.0	--	1
Diethyl phthalate	ND		ug/l	5.0	--	1
Dimethyl phthalate	ND		ug/l	5.0	--	1
Biphenyl	ND		ug/l	2.0	--	1
Aniline	ND		ug/l	2.0	--	1
4-Chloroaniline	ND		ug/l	5.0	--	1

Project Name: TROY MILLS LANDFILL SUPERFUND **Lab Number:** L2017726

Project Number: 04.0190987.09 **Report Date:** 05/06/20

SAMPLE RESULTS

Lab ID: L2017726-03 Date Collected: 04/28/20 12:45

Client ID: TRY_SW-3 Date Received: 04/29/20

Sample Location: TROY, NH Field Prep: Not Specified

Sample Depth:

Parameter	Result	Qualifier	Units	RL	MDL	Dilution Factor
Semivolatile Organics by GC/MS - Westborough Lab						
2-Nitroaniline	ND		ug/l	5.0	--	1
3-Nitroaniline	ND		ug/l	5.0	--	1
4-Nitroaniline	ND		ug/l	5.0	--	1
Dibenzofuran	ND		ug/l	2.0	--	1
n-Nitrosodimethylamine	ND		ug/l	2.0	--	1
2,4,6-Trichlorophenol	ND		ug/l	5.0	--	1
p-Chloro-m-cresol	ND		ug/l	2.0	--	1
2-Chlorophenol	ND		ug/l	2.0	--	1
2,4-Dichlorophenol	ND		ug/l	5.0	--	1
2,4-Dimethylphenol	ND		ug/l	5.0	--	1
2-Nitrophenol	ND		ug/l	10	--	1
4-Nitrophenol	ND		ug/l	10	--	1
2,4-Dinitrophenol	ND		ug/l	20	--	1
4,6-Dinitro-o-cresol	ND		ug/l	10	--	1
Phenol	ND		ug/l	5.0	--	1
2-Methylphenol	ND		ug/l	5.0	--	1
3-Methylphenol/4-Methylphenol	ND		ug/l	5.0	--	1
2,4,5-Trichlorophenol	ND		ug/l	5.0	--	1
Benzoic Acid	ND		ug/l	50	--	1
Benzyl Alcohol	ND		ug/l	2.0	--	1
Carbazole	ND		ug/l	2.0	--	1
Pyridine	ND		ug/l	3.5	--	1

Surrogate	% Recovery	Qualifier	Acceptance Criteria
2-Fluorophenol	32		21-120
Phenol-d6	39		10-120
Nitrobenzene-d5	61		23-120
2-Fluorobiphenyl	60		15-120
2,4,6-Tribromophenol	27		10-120
4-Terphenyl-d14	86		41-149

Project Name: TROY MILLS LANDFILL SUPERFUND **Lab Number:** L2017726

Project Number: 04.0190987.09 **Report Date:** 05/06/20

SAMPLE RESULTS

Lab ID: L2017726-03
Client ID: TRY_SW-3
Sample Location: TROY, NH

Date Collected: 04/28/20 12:45
Date Received: 04/29/20
Field Prep: Not Specified

Sample Depth:
Matrix: Water
Analytical Method: 1,8270D-SIM
Analytical Date: 05/02/20 18:35
Analyst: DV

Extraction Method: EPA 3510C
Extraction Date: 05/01/20 08:50

Parameter	Result	Qualifier	Units	RL	MDL	Dilution Factor
Semivolatile Organics by GC/MS-SIM - Westborough Lab						
Acenaphthene	ND		ug/l	0.10	--	1
2-Chloronaphthalene	ND		ug/l	0.20	--	1
Fluoranthene	ND		ug/l	0.10	--	1
Hexachlorobutadiene	ND		ug/l	0.50	--	1
Naphthalene	ND		ug/l	0.10	--	1
Benzo(a)anthracene	ND		ug/l	0.10	--	1
Benzo(a)pyrene	ND		ug/l	0.10	--	1
Benzo(b)fluoranthene	ND		ug/l	0.10	--	1
Benzo(k)fluoranthene	ND		ug/l	0.10	--	1
Chrysene	ND		ug/l	0.10	--	1
Acenaphthylene	ND		ug/l	0.10	--	1
Anthracene	ND		ug/l	0.10	--	1
Benzo(ghi)perylene	ND		ug/l	0.10	--	1
Fluorene	ND		ug/l	0.10	--	1
Phenanthrene	ND		ug/l	0.10	--	1
Dibenzo(a,h)anthracene	ND		ug/l	0.10	--	1
Indeno(1,2,3-cd)pyrene	ND		ug/l	0.10	--	1
Pyrene	ND		ug/l	0.10	--	1
1-Methylnaphthalene	ND		ug/l	0.10	--	1
2-Methylnaphthalene	ND		ug/l	0.10	--	1
Pentachlorophenol	ND		ug/l	0.80	--	1
Hexachlorobenzene	ND		ug/l	0.80	--	1
Hexachloroethane	ND		ug/l	0.80	--	1

Project Name: TROY MILLS LANDFILL SUPERFUND **Lab Number:** L2017726

Project Number: 04.0190987.09 **Report Date:** 05/06/20

SAMPLE RESULTS

Lab ID: L2017726-03 Date Collected: 04/28/20 12:45

Client ID: TRY_SW-3 Date Received: 04/29/20

Sample Location: TROY, NH Field Prep: Not Specified

Sample Depth:

Parameter	Result	Qualifier	Units	RL	MDL	Dilution Factor
Semivolatile Organics by GC/MS-SIM - Westborough Lab						

Surrogate	% Recovery	Qualifier	Acceptance Criteria
2-Fluorophenol	43		21-120
Phenol-d6	43		10-120
Nitrobenzene-d5	60		23-120
2-Fluorobiphenyl	62		15-120
2,4,6-Tribromophenol	73		10-120
4-Terphenyl-d14	94		41-149

Project Name: TROY MILLS LANDFILL SUPERFUND **Lab Number:** L2017726

Project Number: 04.0190987.09 **Report Date:** 05/06/20

SAMPLE RESULTS

Lab ID: L2017726-04
Client ID: TRY_SW-3 DUP
Sample Location: TROY, NH

Date Collected: 04/28/20 12:45
Date Received: 04/29/20
Field Prep: Not Specified

Sample Depth:
Matrix: Water
Analytical Method: 1,8270D
Analytical Date: 05/04/20 20:19
Analyst: JG

Extraction Method: EPA 3510C
Extraction Date: 05/01/20 08:53

Parameter	Result	Qualifier	Units	RL	MDL	Dilution Factor
Semivolatile Organics by GC/MS - Westborough Lab						
Benzidine	ND		ug/l	20	--	1
1,2,4-Trichlorobenzene	ND		ug/l	5.0	--	1
Bis(2-chloroethyl)ether	ND		ug/l	2.0	--	1
1,2-Dichlorobenzene	ND		ug/l	2.0	--	1
1,3-Dichlorobenzene	ND		ug/l	2.0	--	1
1,4-Dichlorobenzene	ND		ug/l	2.0	--	1
3,3'-Dichlorobenzidine	ND		ug/l	5.0	--	1
2,4-Dinitrotoluene	ND		ug/l	5.0	--	1
2,6-Dinitrotoluene	ND		ug/l	5.0	--	1
Azobenzene	ND		ug/l	2.0	--	1
4-Chlorophenyl phenyl ether	ND		ug/l	2.0	--	1
4-Bromophenyl phenyl ether	ND		ug/l	2.0	--	1
Bis(2-chloroisopropyl)ether	ND		ug/l	2.0	--	1
Bis(2-chloroethoxy)methane	ND		ug/l	5.0	--	1
Hexachlorocyclopentadiene	ND		ug/l	20	--	1
Isophorone	ND		ug/l	5.0	--	1
Nitrobenzene	ND		ug/l	2.0	--	1
NDPA/DPA	ND		ug/l	2.0	--	1
n-Nitrosodi-n-propylamine	ND		ug/l	5.0	--	1
Bis(2-ethylhexyl)phthalate	ND		ug/l	3.0	--	1
Butyl benzyl phthalate	ND		ug/l	5.0	--	1
Di-n-butylphthalate	ND		ug/l	5.0	--	1
Di-n-octylphthalate	ND		ug/l	5.0	--	1
Diethyl phthalate	ND		ug/l	5.0	--	1
Dimethyl phthalate	ND		ug/l	5.0	--	1
Biphenyl	ND		ug/l	2.0	--	1
Aniline	ND		ug/l	2.0	--	1
4-Chloroaniline	ND		ug/l	5.0	--	1

Project Name: TROY MILLS LANDFILL SUPERFUND **Lab Number:** L2017726

Project Number: 04.0190987.09 **Report Date:** 05/06/20

SAMPLE RESULTS

Lab ID: L2017726-04 Date Collected: 04/28/20 12:45

Client ID: TRY_SW-3 DUP Date Received: 04/29/20

Sample Location: TROY, NH Field Prep: Not Specified

Sample Depth:

Parameter	Result	Qualifier	Units	RL	MDL	Dilution Factor
Semivolatile Organics by GC/MS - Westborough Lab						
2-Nitroaniline	ND		ug/l	5.0	--	1
3-Nitroaniline	ND		ug/l	5.0	--	1
4-Nitroaniline	ND		ug/l	5.0	--	1
Dibenzofuran	ND		ug/l	2.0	--	1
n-Nitrosodimethylamine	ND		ug/l	2.0	--	1
2,4,6-Trichlorophenol	ND		ug/l	5.0	--	1
p-Chloro-m-cresol	ND		ug/l	2.0	--	1
2-Chlorophenol	ND		ug/l	2.0	--	1
2,4-Dichlorophenol	ND		ug/l	5.0	--	1
2,4-Dimethylphenol	ND		ug/l	5.0	--	1
2-Nitrophenol	ND		ug/l	10	--	1
4-Nitrophenol	ND		ug/l	10	--	1
2,4-Dinitrophenol	ND		ug/l	20	--	1
4,6-Dinitro-o-cresol	ND		ug/l	10	--	1
Phenol	ND		ug/l	5.0	--	1
2-Methylphenol	ND		ug/l	5.0	--	1
3-Methylphenol/4-Methylphenol	ND		ug/l	5.0	--	1
2,4,5-Trichlorophenol	ND		ug/l	5.0	--	1
Benzoic Acid	ND		ug/l	50	--	1
Benzyl Alcohol	ND		ug/l	2.0	--	1
Carbazole	ND		ug/l	2.0	--	1
Pyridine	ND		ug/l	3.5	--	1

Surrogate	% Recovery	Qualifier	Acceptance Criteria
2-Fluorophenol	72		21-120
Phenol-d6	61		10-120
Nitrobenzene-d5	86		23-120
2-Fluorobiphenyl	78		15-120
2,4,6-Tribromophenol	67		10-120
4-Terphenyl-d14	96		41-149

Project Name: TROY MILLS LANDFILL SUPERFUND **Lab Number:** L2017726

Project Number: 04.0190987.09 **Report Date:** 05/06/20

SAMPLE RESULTS

Lab ID: L2017726-04
Client ID: TRY_SW-3 DUP
Sample Location: TROY, NH

Date Collected: 04/28/20 12:45
Date Received: 04/29/20
Field Prep: Not Specified

Sample Depth:
Matrix: Water
Analytical Method: 1,8270D-SIM
Analytical Date: 05/02/20 18:51
Analyst: DV

Extraction Method: EPA 3510C
Extraction Date: 05/01/20 08:50

Parameter	Result	Qualifier	Units	RL	MDL	Dilution Factor
Semivolatile Organics by GC/MS-SIM - Westborough Lab						
Acenaphthene	ND		ug/l	0.10	--	1
2-Chloronaphthalene	ND		ug/l	0.20	--	1
Fluoranthene	ND		ug/l	0.10	--	1
Hexachlorobutadiene	ND		ug/l	0.50	--	1
Naphthalene	ND		ug/l	0.10	--	1
Benzo(a)anthracene	ND		ug/l	0.10	--	1
Benzo(a)pyrene	ND		ug/l	0.10	--	1
Benzo(b)fluoranthene	ND		ug/l	0.10	--	1
Benzo(k)fluoranthene	ND		ug/l	0.10	--	1
Chrysene	ND		ug/l	0.10	--	1
Acenaphthylene	ND		ug/l	0.10	--	1
Anthracene	ND		ug/l	0.10	--	1
Benzo(ghi)perylene	ND		ug/l	0.10	--	1
Fluorene	ND		ug/l	0.10	--	1
Phenanthrene	ND		ug/l	0.10	--	1
Dibenzo(a,h)anthracene	ND		ug/l	0.10	--	1
Indeno(1,2,3-cd)pyrene	ND		ug/l	0.10	--	1
Pyrene	ND		ug/l	0.10	--	1
1-Methylnaphthalene	ND		ug/l	0.10	--	1
2-Methylnaphthalene	ND		ug/l	0.10	--	1
Pentachlorophenol	ND		ug/l	0.80	--	1
Hexachlorobenzene	ND		ug/l	0.80	--	1
Hexachloroethane	ND		ug/l	0.80	--	1

Project Name: TROY MILLS LANDFILL SUPERFUND **Lab Number:** L2017726

Project Number: 04.0190987.09 **Report Date:** 05/06/20

SAMPLE RESULTS

Lab ID: L2017726-04 Date Collected: 04/28/20 12:45

Client ID: TRY_SW-3 DUP Date Received: 04/29/20

Sample Location: TROY, NH Field Prep: Not Specified

Sample Depth:

Parameter	Result	Qualifier	Units	RL	MDL	Dilution Factor
Semivolatile Organics by GC/MS-SIM - Westborough Lab						

Surrogate	% Recovery	Qualifier	Acceptance Criteria
2-Fluorophenol	70		21-120
Phenol-d6	61		10-120
Nitrobenzene-d5	88		23-120
2-Fluorobiphenyl	79		15-120
2,4,6-Tribromophenol	107		10-120
4-Terphenyl-d14	107		41-149

Project Name: TROY MILLS LANDFILL SUPERFUND **Lab Number:** L2017726

Project Number: 04.0190987.09 **Report Date:** 05/06/20

SAMPLE RESULTS

Lab ID: L2017726-05
Client ID: TRY_SW-4
Sample Location: TROY, NH

Date Collected: 04/28/20 13:55
Date Received: 04/29/20
Field Prep: Not Specified

Sample Depth:
Matrix: Water
Analytical Method: 1,8270D
Analytical Date: 05/04/20 20:43
Analyst: JG

Extraction Method: EPA 3510C
Extraction Date: 05/01/20 08:53

Parameter	Result	Qualifier	Units	RL	MDL	Dilution Factor
Semivolatile Organics by GC/MS - Westborough Lab						
Benzidine	ND		ug/l	20	--	1
1,2,4-Trichlorobenzene	ND		ug/l	5.0	--	1
Bis(2-chloroethyl)ether	ND		ug/l	2.0	--	1
1,2-Dichlorobenzene	ND		ug/l	2.0	--	1
1,3-Dichlorobenzene	ND		ug/l	2.0	--	1
1,4-Dichlorobenzene	ND		ug/l	2.0	--	1
3,3'-Dichlorobenzidine	ND		ug/l	5.0	--	1
2,4-Dinitrotoluene	ND		ug/l	5.0	--	1
2,6-Dinitrotoluene	ND		ug/l	5.0	--	1
Azobenzene	ND		ug/l	2.0	--	1
4-Chlorophenyl phenyl ether	ND		ug/l	2.0	--	1
4-Bromophenyl phenyl ether	ND		ug/l	2.0	--	1
Bis(2-chloroisopropyl)ether	ND		ug/l	2.0	--	1
Bis(2-chloroethoxy)methane	ND		ug/l	5.0	--	1
Hexachlorocyclopentadiene	ND		ug/l	20	--	1
Isophorone	ND		ug/l	5.0	--	1
Nitrobenzene	ND		ug/l	2.0	--	1
NDPA/DPA	ND		ug/l	2.0	--	1
n-Nitrosodi-n-propylamine	ND		ug/l	5.0	--	1
Bis(2-ethylhexyl)phthalate	ND		ug/l	3.0	--	1
Butyl benzyl phthalate	ND		ug/l	5.0	--	1
Di-n-butylphthalate	ND		ug/l	5.0	--	1
Di-n-octylphthalate	ND		ug/l	5.0	--	1
Diethyl phthalate	ND		ug/l	5.0	--	1
Dimethyl phthalate	ND		ug/l	5.0	--	1
Biphenyl	ND		ug/l	2.0	--	1
Aniline	ND		ug/l	2.0	--	1
4-Chloroaniline	ND		ug/l	5.0	--	1

Project Name: TROY MILLS LANDFILL SUPERFUND **Lab Number:** L2017726

Project Number: 04.0190987.09 **Report Date:** 05/06/20

SAMPLE RESULTS

Lab ID: L2017726-05 Date Collected: 04/28/20 13:55

Client ID: TRY_SW-4 Date Received: 04/29/20

Sample Location: TROY, NH Field Prep: Not Specified

Sample Depth:

Parameter	Result	Qualifier	Units	RL	MDL	Dilution Factor
Semivolatile Organics by GC/MS - Westborough Lab						
2-Nitroaniline	ND		ug/l	5.0	--	1
3-Nitroaniline	ND		ug/l	5.0	--	1
4-Nitroaniline	ND		ug/l	5.0	--	1
Dibenzofuran	ND		ug/l	2.0	--	1
n-Nitrosodimethylamine	ND		ug/l	2.0	--	1
2,4,6-Trichlorophenol	ND		ug/l	5.0	--	1
p-Chloro-m-cresol	ND		ug/l	2.0	--	1
2-Chlorophenol	ND		ug/l	2.0	--	1
2,4-Dichlorophenol	ND		ug/l	5.0	--	1
2,4-Dimethylphenol	ND		ug/l	5.0	--	1
2-Nitrophenol	ND		ug/l	10	--	1
4-Nitrophenol	ND		ug/l	10	--	1
2,4-Dinitrophenol	ND		ug/l	20	--	1
4,6-Dinitro-o-cresol	ND		ug/l	10	--	1
Phenol	ND		ug/l	5.0	--	1
2-Methylphenol	ND		ug/l	5.0	--	1
3-Methylphenol/4-Methylphenol	ND		ug/l	5.0	--	1
2,4,5-Trichlorophenol	ND		ug/l	5.0	--	1
Benzoic Acid	ND		ug/l	50	--	1
Benzyl Alcohol	ND		ug/l	2.0	--	1
Carbazole	ND		ug/l	2.0	--	1
Pyridine	ND		ug/l	3.5	--	1

Surrogate	% Recovery	Qualifier	Acceptance Criteria
2-Fluorophenol	27		21-120
Phenol-d6	34		10-120
Nitrobenzene-d5	47		23-120
2-Fluorobiphenyl	51		15-120
2,4,6-Tribromophenol	27		10-120
4-Terphenyl-d14	73		41-149

Project Name: TROY MILLS LANDFILL SUPERFUND **Lab Number:** L2017726

Project Number: 04.0190987.09 **Report Date:** 05/06/20

SAMPLE RESULTS

Lab ID: L2017726-05
Client ID: TRY_SW-4
Sample Location: TROY, NH

Date Collected: 04/28/20 13:55
Date Received: 04/29/20
Field Prep: Not Specified

Sample Depth:
Matrix: Water
Analytical Method: 1,8270D-SIM
Analytical Date: 05/02/20 19:08
Analyst: DV

Extraction Method: EPA 3510C
Extraction Date: 05/01/20 08:50

Parameter	Result	Qualifier	Units	RL	MDL	Dilution Factor
Semivolatile Organics by GC/MS-SIM - Westborough Lab						
Acenaphthene	ND		ug/l	0.10	--	1
2-Chloronaphthalene	ND		ug/l	0.20	--	1
Fluoranthene	ND		ug/l	0.10	--	1
Hexachlorobutadiene	ND		ug/l	0.50	--	1
Naphthalene	ND		ug/l	0.10	--	1
Benzo(a)anthracene	ND		ug/l	0.10	--	1
Benzo(a)pyrene	ND		ug/l	0.10	--	1
Benzo(b)fluoranthene	ND		ug/l	0.10	--	1
Benzo(k)fluoranthene	ND		ug/l	0.10	--	1
Chrysene	ND		ug/l	0.10	--	1
Acenaphthylene	ND		ug/l	0.10	--	1
Anthracene	ND		ug/l	0.10	--	1
Benzo(ghi)perylene	ND		ug/l	0.10	--	1
Fluorene	ND		ug/l	0.10	--	1
Phenanthrene	ND		ug/l	0.10	--	1
Dibenzo(a,h)anthracene	ND		ug/l	0.10	--	1
Indeno(1,2,3-cd)pyrene	ND		ug/l	0.10	--	1
Pyrene	ND		ug/l	0.10	--	1
1-Methylnaphthalene	ND		ug/l	0.10	--	1
2-Methylnaphthalene	ND		ug/l	0.10	--	1
Pentachlorophenol	ND		ug/l	0.80	--	1
Hexachlorobenzene	ND		ug/l	0.80	--	1
Hexachloroethane	ND		ug/l	0.80	--	1

Project Name: TROY MILLS LANDFILL SUPERFUND **Lab Number:** L2017726

Project Number: 04.0190987.09 **Report Date:** 05/06/20

SAMPLE RESULTS

Lab ID: L2017726-05 Date Collected: 04/28/20 13:55

Client ID: TRY_SW-4 Date Received: 04/29/20

Sample Location: TROY, NH Field Prep: Not Specified

Sample Depth:

Parameter	Result	Qualifier	Units	RL	MDL	Dilution Factor
Semivolatile Organics by GC/MS-SIM - Westborough Lab						

Surrogate	% Recovery	Qualifier	Acceptance Criteria
2-Fluorophenol	37		21-120
Phenol-d6	36		10-120
Nitrobenzene-d5	48		23-120
2-Fluorobiphenyl	51		15-120
2,4,6-Tribromophenol	68		10-120
4-Terphenyl-d14	78		41-149

Project Name: TROY MILLS LANDFILL SUPERFUND **Lab Number:** L2017726

Project Number: 04.0190987.09 **Report Date:** 05/06/20

Method Blank Analysis
Batch Quality Control

Analytical Method: 1,8270D
Analytical Date: 05/01/20 08:35
Analyst: SZ

Extraction Method: EPA 3510C
Extraction Date: 04/30/20 16:02

Parameter	Result	Qualifier	Units	RL	MDL
Semivolatile Organics by GC/MS - Westborough Lab for sample(s): 02-05 Batch: WG1366160-1					
Acenaphthene	ND		ug/l	2.0	--
Benzidine	ND		ug/l	20	--
1,2,4-Trichlorobenzene	ND		ug/l	5.0	--
Hexachlorobenzene	ND		ug/l	2.0	--
Bis(2-chloroethyl)ether	ND		ug/l	2.0	--
2-Chloronaphthalene	ND		ug/l	2.0	--
1,2-Dichlorobenzene	ND		ug/l	2.0	--
1,3-Dichlorobenzene	ND		ug/l	2.0	--
1,4-Dichlorobenzene	ND		ug/l	2.0	--
3,3'-Dichlorobenzidine	ND		ug/l	5.0	--
2,4-Dinitrotoluene	ND		ug/l	5.0	--
2,6-Dinitrotoluene	ND		ug/l	5.0	--
Azobenzene	ND		ug/l	2.0	--
Fluoranthene	ND		ug/l	2.0	--
4-Chlorophenyl phenyl ether	ND		ug/l	2.0	--
4-Bromophenyl phenyl ether	ND		ug/l	2.0	--
Bis(2-chloroisopropyl)ether	ND		ug/l	2.0	--
Bis(2-chloroethoxy)methane	ND		ug/l	5.0	--
Hexachlorobutadiene	ND		ug/l	2.0	--
Hexachlorocyclopentadiene	ND		ug/l	20	--
Hexachloroethane	ND		ug/l	2.0	--
Isophorone	ND		ug/l	5.0	--
Naphthalene	ND		ug/l	2.0	--
Nitrobenzene	ND		ug/l	2.0	--
NDPA/DPA	ND		ug/l	2.0	--
n-Nitrosodi-n-propylamine	ND		ug/l	5.0	--
Bis(2-ethylhexyl)phthalate	ND		ug/l	3.0	--
Butyl benzyl phthalate	ND		ug/l	5.0	--
Di-n-butylphthalate	ND		ug/l	5.0	--

Project Name: TROY MILLS LANDFILL SUPERFUND **Lab Number:** L2017726

Project Number: 04.0190987.09 **Report Date:** 05/06/20

Method Blank Analysis
Batch Quality Control

Analytical Method: 1,8270D
Analytical Date: 05/01/20 08:35
Analyst: SZ

Extraction Method: EPA 3510C
Extraction Date: 04/30/20 16:02

Parameter	Result	Qualifier	Units	RL	MDL
Semivolatile Organics by GC/MS - Westborough Lab for sample(s): 02-05 Batch: WG1366160-1					
Di-n-octylphthalate	ND		ug/l	5.0	--
Diethyl phthalate	ND		ug/l	5.0	--
Dimethyl phthalate	ND		ug/l	5.0	--
Benzo(a)anthracene	ND		ug/l	2.0	--
Benzo(a)pyrene	ND		ug/l	2.0	--
Benzo(b)fluoranthene	ND		ug/l	2.0	--
Benzo(k)fluoranthene	ND		ug/l	2.0	--
Chrysene	ND		ug/l	2.0	--
Acenaphthylene	ND		ug/l	2.0	--
Anthracene	ND		ug/l	2.0	--
Benzo(ghi)perylene	ND		ug/l	2.0	--
Fluorene	ND		ug/l	2.0	--
Phenanthrene	ND		ug/l	2.0	--
Dibenzo(a,h)anthracene	ND		ug/l	2.0	--
Indeno(1,2,3-cd)pyrene	ND		ug/l	2.0	--
Pyrene	ND		ug/l	2.0	--
Biphenyl	ND		ug/l	2.0	--
Aniline	ND		ug/l	2.0	--
4-Chloroaniline	ND		ug/l	5.0	--
1-Methylnaphthalene	ND		ug/l	2.0	--
2-Nitroaniline	ND		ug/l	5.0	--
3-Nitroaniline	ND		ug/l	5.0	--
4-Nitroaniline	ND		ug/l	5.0	--
Dibenzofuran	ND		ug/l	2.0	--
2-Methylnaphthalene	ND		ug/l	2.0	--
n-Nitrosodimethylamine	ND		ug/l	2.0	--
2,4,6-Trichlorophenol	ND		ug/l	5.0	--
p-Chloro-m-cresol	ND		ug/l	2.0	--
2-Chlorophenol	ND		ug/l	2.0	--

Project Name: TROY MILLS LANDFILL SUPERFUND **Lab Number:** L2017726

Project Number: 04.0190987.09 **Report Date:** 05/06/20

Method Blank Analysis
Batch Quality Control

Analytical Method: 1,8270D
Analytical Date: 05/01/20 08:35
Analyst: SZ

Extraction Method: EPA 3510C
Extraction Date: 04/30/20 16:02

Parameter	Result	Qualifier	Units	RL	MDL
Semivolatile Organics by GC/MS - Westborough Lab for sample(s): 02-05 Batch: WG1366160-1					
2,4-Dichlorophenol	ND		ug/l	5.0	--
2,4-Dimethylphenol	ND		ug/l	5.0	--
2-Nitrophenol	ND		ug/l	10	--
4-Nitrophenol	ND		ug/l	10	--
2,4-Dinitrophenol	ND		ug/l	20	--
4,6-Dinitro-o-cresol	ND		ug/l	10	--
Pentachlorophenol	ND		ug/l	10	--
Phenol	ND		ug/l	5.0	--
2-Methylphenol	ND		ug/l	5.0	--
3-Methylphenol/4-Methylphenol	ND		ug/l	5.0	--
2,4,5-Trichlorophenol	ND		ug/l	5.0	--
Benzoic Acid	ND		ug/l	50	--
Benzyl Alcohol	ND		ug/l	2.0	--
Carbazole	ND		ug/l	2.0	--
Pyridine	ND		ug/l	3.5	--

Surrogate	%Recovery	Qualifier	Acceptance Criteria
2-Fluorophenol	50		21-120
Phenol-d6	41		10-120
Nitrobenzene-d5	56		23-120
2-Fluorobiphenyl	53		15-120
2,4,6-Tribromophenol	37		10-120
4-Terphenyl-d14	59		41-149

Project Name: TROY MILLS LANDFILL SUPERFUND **Lab Number:** L2017726

Project Number: 04.0190987.09 **Report Date:** 05/06/20

Method Blank Analysis
Batch Quality Control

Analytical Method: 1,8270D-SIM
Analytical Date: 05/01/20 22:22
Analyst: DV

Extraction Method: EPA 3510C
Extraction Date: 04/30/20 16:07

Parameter	Result	Qualifier	Units	RL	MDL
Semivolatile Organics by GC/MS-SIM - Westborough Lab for sample(s): 02-05 Batch: WG1366161-1					
Acenaphthene	ND		ug/l	0.10	--
2-Chloronaphthalene	ND		ug/l	0.20	--
Fluoranthene	ND		ug/l	0.10	--
Hexachlorobutadiene	ND		ug/l	0.50	--
Naphthalene	ND		ug/l	0.10	--
Benzo(a)anthracene	ND		ug/l	0.10	--
Benzo(a)pyrene	ND		ug/l	0.10	--
Benzo(b)fluoranthene	ND		ug/l	0.10	--
Benzo(k)fluoranthene	ND		ug/l	0.10	--
Chrysene	ND		ug/l	0.10	--
Acenaphthylene	ND		ug/l	0.10	--
Anthracene	ND		ug/l	0.10	--
Benzo(ghi)perylene	ND		ug/l	0.10	--
Fluorene	ND		ug/l	0.10	--
Phenanthrene	ND		ug/l	0.10	--
Dibenzo(a,h)anthracene	ND		ug/l	0.10	--
Indeno(1,2,3-cd)pyrene	ND		ug/l	0.10	--
Pyrene	ND		ug/l	0.10	--
1-Methylnaphthalene	ND		ug/l	0.10	--
2-Methylnaphthalene	ND		ug/l	0.10	--
Pentachlorophenol	ND		ug/l	0.80	--
Hexachlorobenzene	ND		ug/l	0.80	--
Hexachloroethane	ND		ug/l	0.80	--

Project Name: TROY MILLS LANDFILL SUPERFUND
Project Number: 04.0190987.09
Lab Number: L2017726
Report Date: 05/06/20

Method Blank Analysis
Batch Quality Control

Analytical Method: 1,8270D-SIM
Analytical Date: 05/01/20 22:22
Analyst: DV

Extraction Method: EPA 3510C
Extraction Date: 04/30/20 16:07

Parameter	Result	Qualifier	Units	RL	MDL
Semivolatile Organics by GC/MS-SIM - Westborough Lab for sample(s): 02-05 Batch: WG1366161-1					

Surrogate	%Recovery	Qualifier	Acceptance Criteria
2-Fluorophenol	49		21-120
Phenol-d6	41		10-120
Nitrobenzene-d5	64		23-120
2-Fluorobiphenyl	57		15-120
2,4,6-Tribromophenol	64		10-120
4-Terphenyl-d14	72		41-149

Lab Control Sample Analysis

Batch Quality Control

Project Name: TROY MILLS LANDFILL SUPERFUND

Project Number: 04.0190987.09

Lab Number: L2017726

Report Date: 05/06/20

Parameter	LCS %Recovery	Qual	LCSD %Recovery	Qual	%Recovery Limits	RPD	Qual	RPD Limits
Semivolatile Organics by GC/MS - Westborough Lab Associated sample(s): 02-05 Batch: WG1366160-2 WG1366160-3								
Acenaphthene	60		58		37-111	3		30
Benzidine	**0**	Q	**8**	Q	10-75	NC		30
1,2,4-Trichlorobenzene	58		59		39-98	2		30
Hexachlorobenzene	55		54		40-140	2		30
Bis(2-chloroethyl)ether	65		66		40-140	2		30
2-Chloronaphthalene	57		58		40-140	2		30
1,2-Dichlorobenzene	60		60		40-140	0		30
1,3-Dichlorobenzene	57		58		40-140	2		30
1,4-Dichlorobenzene	58		59		36-97	2		30
3,3'-Dichlorobenzidine	48		49		40-140	2		30
2,4-Dinitrotoluene	56		58		48-143	4		30
2,6-Dinitrotoluene	56		58		40-140	4		30
Azobenzene	68		66		40-140	3		30
Fluoranthene	64		62		40-140	3		30
4-Chlorophenyl phenyl ether	58		54		40-140	7		30
4-Bromophenyl phenyl ether	57		56		40-140	2		30
Bis(2-chloroisopropyl)ether	80		80		40-140	0		30
Bis(2-chloroethoxy)methane	66		68		40-140	3		30
Hexachlorobutadiene	52		50		40-140	4		30
Hexachlorocyclopentadiene	42		43		40-140	2		30
Hexachloroethane	62		62		40-140	0		30
Isophorone	68		71		40-140	4		30
Naphthalene	56		57		40-140	2		30

Lab Control Sample Analysis
Batch Quality Control

Project Name: TROY MILLS LANDFILL SUPERFUND
Project Number: 04.0190987.09

Lab Number: L2017726
Report Date: 05/06/20

Parameter	LCS %Recovery	Qual	LCSD %Recovery	Qual	%Recovery Limits	RPD	Qual	RPD Limits
Semivolatile Organics by GC/MS - Westborough Lab Associated sample(s): 02-05 Batch: WG1366160-2 WG1366160-3								
Nitrobenzene	66		70		40-140	6		30
NDPA/DPA	62		59		40-140	5		30
n-Nitrosodi-n-propylamine	71		73		29-132	3		30
Bis(2-ethylhexyl)phthalate	66		63		40-140	5		30
Butyl benzyl phthalate	64		66		40-140	3		30
Di-n-butylphthalate	66		59		40-140	11		30
Di-n-octylphthalate	65		62		40-140	5		30
Diethyl phthalate	64		62		40-140	3		30
Dimethyl phthalate	60		62		40-140	3		30
Benzo(a)anthracene	59		57		40-140	3		30
Benzo(a)pyrene	61		58		40-140	5		30
Benzo(b)fluoranthene	60		63		40-140	5		30
Benzo(k)fluoranthene	67		56		40-140	18		30
Chrysene	66		60		40-140	10		30
Acenaphthylene	57		59		45-123	3		30
Anthracene	66		63		40-140	5		30
Benzo(ghi)perylene	62		55		40-140	12		30
Fluorene	61		61		40-140	0		30
Phenanthrene	63		59		40-140	7		30
Dibenzo(a,h)anthracene	62		55		40-140	12		30
Indeno(1,2,3-cd)pyrene	58		54		40-140	7		30
Pyrene	62		61		26-127	2		30
Biphenyl	54		56		40-140	4		30

Lab Control Sample Analysis

Batch Quality Control

Project Name: TROY MILLS LANDFILL SUPERFUND

Project Number: 04.0190987.09

Lab Number: L2017726

Report Date: 05/06/20

Parameter	LCS %Recovery	Qual	LCSD %Recovery	Qual	%Recovery Limits	RPD	Qual	RPD Limits
Semivolatile Organics by GC/MS - Westborough Lab Associated sample(s): 02-05 Batch: WG1366160-2 WG1366160-3								
Aniline	**23**	Q	**33**	Q	40-140	**36**	Q	30
4-Chloroaniline	53		59		40-140	11		30
1-Methylnaphthalene	56		59		41-103	5		30
2-Nitroaniline	53		56		52-143	6		30
3-Nitroaniline	53		55		25-145	4		30
4-Nitroaniline	**48**	Q	**50**	Q	51-143	4		30
Dibenzofuran	60		58		40-140	3		30
2-Methylnaphthalene	57		56		40-140	2		30
n-Nitrosodimethylamine	48		51		22-74	6		30
2,4,6-Trichlorophenol	52		56		30-130	7		30
p-Chloro-m-cresol	63		63		23-97	0		30
2-Chlorophenol	61		63		27-123	3		30
2,4-Dichlorophenol	64		65		30-130	2		30
2,4-Dimethylphenol	46		52		30-130	12		30
2-Nitrophenol	58		59		30-130	2		30
4-Nitrophenol	61		60		10-80	2		30
2,4-Dinitrophenol	64		61		20-130	5		30
4,6-Dinitro-o-cresol	64		63		20-164	2		30
Pentachlorophenol	37		38		9-103	3		30
Phenol	45		48		12-110	6		30
2-Methylphenol	61		65		30-130	6		30
3-Methylphenol/4-Methylphenol	67		71		30-130	6		30
2,4,5-Trichlorophenol	58		58		30-130	0		30

Lab Control Sample Analysis

Batch Quality Control

Project Name: TROY MILLS LANDFILL SUPERFUND

Project Number: 04.0190987.09

Lab Number: L2017726

Report Date: 05/06/20

Parameter	LCS %Recovery	Qual	LCSD %Recovery	Qual	%Recovery Limits	RPD	Qual	RPD Limits
Semivolatile Organics by GC/MS - Westborough Lab Associated sample(s): 02-05 Batch: WG1366160-2 WG1366160-3								
Benzoic Acid	73		62		10-164	16		30
Benzyl Alcohol	60		63		26-116	5		30
Carbazole	65		62		55-144	5		30
Pyridine	14		24		10-66	**53**	Q	30

Surrogate	LCS %Recovery	Qual	LCSD %Recovery	Qual	Acceptance Criteria
2-Fluorophenol	53		54		21-120
Phenol-d6	46		49		10-120
Nitrobenzene-d5	62		63		23-120
2-Fluorobiphenyl	50		51		15-120
2,4,6-Tribromophenol	51		50		10-120
4-Terphenyl-d14	59		57		41-149

Lab Control Sample Analysis

Batch Quality Control

Project Name: TROY MILLS LANDFILL SUPERFUND

Project Number: 04.0190987.09

Lab Number: L2017726

Report Date: 05/06/20

Parameter	LCS %Recovery	Qual	LCSD %Recovery	Qual	%Recovery Limits	RPD	Qual	RPD Limits
Semivolatile Organics by GC/MS-SIM - Westborough Lab Associated sample(s): 02-05 Batch: WG1366161-2 WG1366161-3								
Acenaphthene	53		62		40-140	16		40
2-Chloronaphthalene	53		64		40-140	19		40
Fluoranthene	56		67		40-140	18		40
Hexachlorobutadiene	50		59		40-140	17		40
Naphthalene	51		60		40-140	16		40
Benzo(a)anthracene	58		68		40-140	16		40
Benzo(a)pyrene	60		71		40-140	17		40
Benzo(b)fluoranthene	59		70		40-140	17		40
Benzo(k)fluoranthene	58		68		40-140	16		40
Chrysene	53		62		40-140	16		40
Acenaphthylene	52		62		40-140	18		40
Anthracene	53		63		40-140	17		40
Benzo(ghi)perylene	56		64		40-140	13		40
Fluorene	56		65		40-140	15		40
Phenanthrene	53		61		40-140	14		40
Dibenzo(a,h)anthracene	58		68		40-140	16		40
Indeno(1,2,3-cd)pyrene	64		75		40-140	16		40
Pyrene	55		66		40-140	18		40
1-Methylnaphthalene	53		64		40-140	19		40
2-Methylnaphthalene	53		63		40-140	17		40
Pentachlorophenol	50		63		40-140	23		40
Hexachlorobenzene	55		65		40-140	17		40
Hexachloroethane	51		62		40-140	19		40

Lab Control Sample Analysis

Batch Quality Control

Project Name: TROY MILLS LANDFILL SUPERFUND

Project Number: 04.0190987.09

Lab Number: L2017726

Report Date: 05/06/20

Parameter	LCS %Recovery	Qual	LCSD %Recovery	Qual	%Recovery Limits	RPD	Qual	RPD Limits
Semivolatile Organics by GC/MS-SIM - Westborough Lab Associated sample(s): 02-05 Batch: WG1366161-2 WG1366161-3								

Surrogate	LCS %Recovery	Qual	LCSD %Recovery	Qual	Acceptance Criteria
2-Fluorophenol	49		57		21-120
Phenol-d6	41		49		10-120
Nitrobenzene-d5	59		71		23-120
2-Fluorobiphenyl	53		63		15-120
2,4,6-Tribromophenol	68		67		10-120
4-Terphenyl-d14	64		77		41-149

METALS

Project Name: TROY MILLS LANDFILL SUPERFUND
Lab Number: L2017726
Project Number: 04.0190987.09
Report Date: 05/06/20

SAMPLE RESULTS

Lab ID: L2017726-02
Client ID: TRY_SW-1
Sample Location: TROY, NH
Date Collected: 04/28/20 14:15
Date Received: 04/29/20
Field Prep: Not Specified

Sample Depth:
Matrix: Water

Parameter	Result	Qualifier	Units	RL	MDL	Dilution Factor	Date Prepared	Date Analyzed	Prep Method	Analytical Method	Analyst
Total Metals - Mansfield Lab											
Arsenic, Total	ND		mg/l	0.00050	--	1	05/04/20 11:54	05/05/20 12:05	EPA 3005A	1,6020B	AM
Manganese, Total	0.02595		mg/l	0.00100	--	1	05/04/20 11:54	05/05/20 12:05	EPA 3005A	1,6020B	AM
Total Hardness (by calculation) - Mansfield Lab											
Hardness	5.261		mg/l	0.5400	NA	1	05/04/20 11:54	05/05/20 12:05	EPA 3005A	1,6020B	AM

Project Name: TROY MILLS LANDFILL SUPERFUND
Lab Number: L2017726
Project Number: 04.0190987.09
Report Date: 05/06/20

SAMPLE RESULTS

Lab ID: L2017726-03
Client ID: TRY_SW-3
Sample Location: TROY, NH
Date Collected: 04/28/20 12:45
Date Received: 04/29/20
Field Prep: Not Specified

Sample Depth:
Matrix: Water

Parameter	Result	Qualifier	Units	RL	MDL	Dilution Factor	Date Prepared	Date Analyzed	Prep Method	Analytical Method	Analyst
Total Metals - Mansfield Lab											
Arsenic, Total	ND		mg/l	0.00050	--	1	05/04/20 11:54	05/05/20 12:10	EPA 3005A	1,6020B	AM
Manganese, Total	0.04556		mg/l	0.00100	--	1	05/04/20 11:54	05/05/20 12:10	EPA 3005A	1,6020B	AM
Total Hardness (by calculation) - Mansfield Lab											
Hardness	5.211		mg/l	0.5400	NA	1	05/04/20 11:54	05/05/20 12:10	EPA 3005A	1,6020B	AM

Project Name: TROY MILLS LANDFILL SUPERFUND
Lab Number: L2017726
Project Number: 04.0190987.09
Report Date: 05/06/20

SAMPLE RESULTS

Lab ID: L2017726-04
Client ID: TRY_SW-3 DUP
Sample Location: TROY, NH
Date Collected: 04/28/20 12:45
Date Received: 04/29/20
Field Prep: Not Specified

Sample Depth:
Matrix: Water

Parameter	Result	Qualifier	Units	RL	MDL	Dilution Factor	Date Prepared	Date Analyzed	Prep Method	Analytical Method	Analyst
Total Metals - Mansfield Lab											
Arsenic, Total	ND		mg/l	0.00050	--	1	05/04/20 11:54	05/05/20 12:46	EPA 3005A	1,6020B	AM
Manganese, Total	0.04569		mg/l	0.00100	--	1	05/04/20 11:54	05/05/20 12:46	EPA 3005A	1,6020B	AM
Total Hardness (by calculation) - Mansfield Lab											
Hardness	5.930		mg/l	0.5400	NA	1	05/04/20 11:54	05/05/20 12:46	EPA 3005A	1,6020B	AM

Project Name: TROY MILLS LANDFILL SUPERFUND
Lab Number: L2017726
Project Number: 04.0190987.09
Report Date: 05/06/20

SAMPLE RESULTS

Lab ID: L2017726-05
Client ID: TRY_SW-4
Sample Location: TROY, NH
Date Collected: 04/28/20 13:55
Date Received: 04/29/20
Field Prep: Not Specified

Sample Depth:
Matrix: Water

Parameter	Result	Qualifier	Units	RL	MDL	Dilution Factor	Date Prepared	Date Analyzed	Prep Method	Analytical Method	Analyst
Total Metals - Mansfield Lab											
Arsenic, Total	ND		mg/l	0.00050	--	1	05/04/20 11:54	05/05/20 12:51	EPA 3005A	1,6020B	AM
Manganese, Total	0.03409		mg/l	0.00100	--	1	05/04/20 11:54	05/05/20 12:51	EPA 3005A	1,6020B	AM
Total Hardness (by calculation) - Mansfield Lab											
Hardness	4.650		mg/l	0.5400	NA	1	05/04/20 11:54	05/05/20 12:51	EPA 3005A	1,6020B	AM

Project Name: TROY MILLS LANDFILL SUPERFUND **Lab Number:** L2017726

Project Number: 04.0190987.09 **Report Date:** 05/06/20

Method Blank Analysis
Batch Quality Control

Parameter	Result	Qualifier	Units	RL	MDL	Dilution Factor	Date Prepared	Date Analyzed	Analytical Method	Analyst
Total Metals - Mansfield Lab for sample(s): 02-05 Batch: WG1367007-1										
Arsenic, Total	ND		mg/l	0.00050	--	1	05/04/20 11:54	05/05/20 11:39	1,6020B	AM
Manganese, Total	ND		mg/l	0.00100	--	1	05/04/20 11:54	05/05/20 11:39	1,6020B	AM

Prep Information

Digestion Method: EPA 3005A

Parameter	Result	Qualifier	Units	RL	MDL	Dilution Factor	Date Prepared	Date Analyzed	Analytical Method	Analyst
Total Hardness (by calculation) - Mansfield Lab for sample(s): 02-05 Batch: WG1367007-1										
Hardness	ND		mg/l	0.5400	NA	1	05/04/20 11:54	05/05/20 11:39	1,6020B	AM

Prep Information

Digestion Method: EPA 3005A

Lab Control Sample Analysis

Batch Quality Control

Project Name: TROY MILLS LANDFILL SUPERFUND

Project Number: 04.0190987.09

Lab Number: L2017726

Report Date: 05/06/20

Parameter	LCS %Recovery	Qual	LCSD %Recovery	Qual	%Recovery Limits	RPD	Qual	RPD Limits
Total Metals - Mansfield Lab Associated sample(s): 02-05 Batch: WG1367007-2								
Arsenic, Total	105		-		80-120	-		
Manganese, Total	104		-		80-120	-		
Total Hardness (by calculation) - Mansfield Lab Associated sample(s): 02-05 Batch: WG1367007-2								
Hardness	108		-		80-120	-		

Matrix Spike Analysis
Batch Quality Control

Project Name: TROY MILLS LANDFILL SUPERFUND
Project Number: 04.0190987.09

Lab Number: L2017726
Report Date: 05/06/20

Parameter	Native Sample	MS Added	MS Found	MS %Recovery	Qual	MSD Found	MSD %Recovery	Qual	Recovery Limits	RPD	Qual	RPD Limits
Total Metals - Mansfield Lab Associated sample(s): 02-05 QC Batch ID: WG1367007-3 QC Sample: L2017726-02 Client ID: TRY_SW-1												
Arsenic, Total	ND	0.12	0.1185	99		-	-		75-125	-		20
Manganese, Total	0.02595	0.5	0.5143	98		-	-		75-125	-		20
Total Hardness (by calculation) - Mansfield Lab Associated sample(s): 02-05 QC Batch ID: WG1367007-3 QC Sample: L2017726-02 Client ID: TRY_SW-1												
Hardness	5.261	66.2	74.24	104		-	-		75-125	-		20

Lab Duplicate Analysis

Batch Quality Control

Project Name: TROY MILLS LANDFILL SUPERFUND

Project Number: 04.0190987.09

Lab Number: L2017726

Report Date: 05/06/20

Parameter	Native Sample	Duplicate Sample	Units	RPD	Qual	RPD Limits
Total Metals - Mansfield Lab Associated sample(s): 02-05 QC Batch ID: WG1367007-4 QC Sample: L2017726-02 Client ID: TRY_SW-1						
Arsenic, Total	ND	ND	mg/l	NC		20
Manganese, Total	0.02595	0.02535	mg/l	2		20
Total Hardness (by calculation) - Mansfield Lab Associated sample(s): 02-05 QC Batch ID: WG1367007-4 QC Sample: L2017726-02 Client ID: TRY_SW-1						
Hardness	5.261	5.308	mg/l	1		20

Project Name: TROY MILLS LANDFILL SUPERFUND
Project Number: 04.0190987.09

Lab Number: L2017726
Report Date: 05/06/20

Sample Receipt and Container Information

Were project specific reporting limits specified? YES

Cooler Information

Cooler	Custody Seal
A	Absent

Container Information

Container ID	Container Type	Cooler	Initial pH	Final pH	Temp deg C	Pres	Seal	Frozen Date/Time	Analysis(*)
L2017726-01A	Vial HCl preserved	A	NA		3.2	Y	Absent		8260-NH(14)
L2017726-02A	Vial HCl preserved	A	NA		3.2	Y	Absent		8260-NH(14)
L2017726-02B	Vial HCl preserved	A	NA		3.2	Y	Absent		8260-NH(14)
L2017726-02C	Vial HCl preserved	A	NA		3.2	Y	Absent		8260-NH(14)
L2017726-02D	Plastic 250ml HNO3 preserved	A	<2	<2	3.2	Y	Absent		HARDT-6020(180)
L2017726-02E	Plastic 250ml HNO3 preserved	A	<2	<2	3.2	Y	Absent		MN-6020T(180),AS-6020T(180)
L2017726-02F	Amber 250ml unpreserved	A	7	7	3.2	Y	Absent		8270TCL-LVI(7),8270TCL-SIM-LVI(7)
L2017726-02G	Amber 250ml unpreserved	A	7	7	3.2	Y	Absent		8270TCL-LVI(7),8270TCL-SIM-LVI(7)
L2017726-03A	Vial HCl preserved	A	NA		3.2	Y	Absent		8260-NH(14)
L2017726-03B	Vial HCl preserved	A	NA		3.2	Y	Absent		8260-NH(14)
L2017726-03C	Vial HCl preserved	A	NA		3.2	Y	Absent		8260-NH(14)
L2017726-03D	Plastic 250ml HNO3 preserved	A	<2	<2	3.2	Y	Absent		HARDT-6020(180)
L2017726-03E	Plastic 250ml HNO3 preserved	A	<2	<2	3.2	Y	Absent		MN-6020T(180),AS-6020T(180)
L2017726-03F	Amber 250ml unpreserved	A	7	7	3.2	Y	Absent		8270TCL-LVI(7),8270TCL-SIM-LVI(7)
L2017726-03G	Amber 250ml unpreserved	A	7	7	3.2	Y	Absent		8270TCL-LVI(7),8270TCL-SIM-LVI(7)
L2017726-04A	Vial HCl preserved	A	NA		3.2	Y	Absent		8260-NH(14)
L2017726-04B	Vial HCl preserved	A	NA		3.2	Y	Absent		8260-NH(14)
L2017726-04C	Vial HCl preserved	A	NA		3.2	Y	Absent		8260-NH(14)
L2017726-04D	Plastic 250ml HNO3 preserved	A	<2	<2	3.2	Y	Absent		HARDT-6020(180)
L2017726-04E	Plastic 250ml HNO3 preserved	A	<2	<2	3.2	Y	Absent		MN-6020T(180),AS-6020T(180)
L2017726-04F	Amber 250ml unpreserved	A	7	7	3.2	Y	Absent		8270TCL-LVI(7),8270TCL-SIM-LVI(7)
L2017726-04G	Amber 250ml unpreserved	A	7	7	3.2	Y	Absent		8270TCL-LVI(7),8270TCL-SIM-LVI(7)
L2017726-05A	Vial HCl preserved	A	NA		3.2	Y	Absent		8260-NH(14)

*Values in parentheses indicate holding time in days

Project Name: TROY MILLS LANDFILL SUPERFUND
Project Number: 04.0190987.09

Lab Number: L2017726
Report Date: 05/06/20

Container Information

Container ID	Container Type	Cooler	Initial pH	Final pH	Temp deg C	Pres	Seal	Frozen Date/Time	Analysis(*)
L2017726-05B	Vial HCl preserved	A	NA		3.2	Y	Absent		8260-NH(14)
L2017726-05C	Vial HCl preserved	A	NA		3.2	Y	Absent		8260-NH(14)
L2017726-05D	Plastic 250ml HNO3 preserved	A	<2	<2	3.2	Y	Absent		-
L2017726-05E	Plastic 250ml HNO3 preserved	A	<2	<2	3.2	Y	Absent		MN-6020T(180),AS-6020T(180),HARDT-6020(180)
L2017726-05F	Amber 250ml unpreserved	A	7	7	3.2	Y	Absent		8270TCL-LVI(7),8270TCL-SIM-LVI(7)
L2017726-05G	Amber 250ml unpreserved	A	7	7	3.2	Y	Absent		8270TCL-LVI(7),8270TCL-SIM-LVI(7)

*Values in parentheses indicate holding time in days

Project Name:	TROY MILLS LANDFILL SUPERFUND	**Lab Number:**	L2017726
Project Number:	04.0190987.09	**Report Date:**	05/06/20

GLOSSARY

Acronyms

DL - Detection Limit: This value represents the level to which target analyte concentrations are reported as estimated values, when those target analyte concentrations are quantified below the limit of quantitation (LOQ). The DL includes any adjustments from dilutions, concentrations or moisture content, where applicable. (DoD report formats only.)

EDL - Estimated Detection Limit: This value represents the level to which target analyte concentrations are reported as estimated values, when those target analyte concentrations are quantified below the reporting limit (RL). The EDL includes any adjustments from dilutions, concentrations or moisture content, where applicable. The use of EDLs is specific to the analysis of PAHs using Solid-Phase Microextraction (SPME).

EMPC - Estimated Maximum Possible Concentration: The concentration that results from the signal present at the retention time of an analyte when the ions meet all of the identification criteria except the ion abundance ratio criteria. An EMPC is a worst-case estimate of the concentration.

EPA - Environmental Protection Agency.

LCS - Laboratory Control Sample: A sample matrix, free from the analytes of interest, spiked with verified known amounts of analytes or a material containing known and verified amounts of analytes.

LCSD - Laboratory Control Sample Duplicate: Refer to LCS.

LFB - Laboratory Fortified Blank: A sample matrix, free from the analytes of interest, spiked with verified known amounts of analytes or a material containing known and verified amounts of analytes.

LOD - Limit of Detection: This value represents the level to which a target analyte can reliably be detected for a specific analyte in a specific matrix by a specific method. The LOD includes any adjustments from dilutions, concentrations or moisture content, where applicable. (DoD report formats only.)

LOQ - Limit of Quantitation: The value at which an instrument can accurately measure an analyte at a specific concentration. The LOQ includes any adjustments from dilutions, concentrations or moisture content, where applicable. (DoD report formats only.)

Limit of Quantitation: The value at which an instrument can accurately measure an analyte at a specific concentration. The LOQ includes any adjustments from dilutions, concentrations or moisture content, where applicable. (DoD report formats only.)

MDL - Method Detection Limit: This value represents the level to which target analyte concentrations are reported as estimated values, when those target analyte concentrations are quantified below the reporting limit (RL). The MDL includes any adjustments from dilutions, concentrations or moisture content, where applicable.

MS - Matrix Spike Sample: A sample prepared by adding a known mass of target analyte to a specified amount of matrix sample for which an independent estimate of target analyte concentration is available. For Method 332.0, the spike recovery is calculated using the native concentration, including estimated values.

MSD - Matrix Spike Sample Duplicate: Refer to MS.

NA - Not Applicable.

NC - Not Calculated: Term is utilized when one or more of the results utilized in the calculation are non-detect at the parameter's reporting unit.

NDPA/DPA - N-Nitrosodiphenylamine/Diphenylamine.

NI - Not Ignitable.

NP - Non-Plastic: Term is utilized for the analysis of Atterberg Limits in soil.

RL - Reporting Limit: The value at which an instrument can accurately measure an analyte at a specific concentration. The RL includes any adjustments from dilutions, concentrations or moisture content, where applicable.

RPD - Relative Percent Difference: The results from matrix and/or matrix spike duplicates are primarily designed to assess the precision of analytical results in a given matrix and are expressed as relative percent difference (RPD). Values which are less than five times the reporting limit for any individual parameter are evaluated by utilizing the absolute difference between the values; although the RPD value will be provided in the report.

SRM - Standard Reference Material: A reference sample of a known or certified value that is of the same or similar matrix as the associated field samples.

STLP - Semi-dynamic Tank Leaching Procedure per EPA Method 1315.

TEF - Toxic Equivalency Factors: The values assigned to each dioxin and furan to evaluate their toxicity relative to 2,3,7,8-TCDD.

TEQ - Toxic Equivalent: The measure of a sample's toxicity derived by multiplying each dioxin and furan by its corresponding TEF and then summing the resulting values.

TIC - Tentatively Identified Compound: A compound that has been identified to be present and is not part of the target compound list (TCL) for the method and/or program. All TICs are qualitatively identified and reported as estimated concentrations.

Footnotes

Report Format: Data Usability Report

Project Name:	TROY MILLS LANDFILL SUPERFUND	**Lab Number:**	L2017726
Project Number:	04.0190987.09	**Report Date:**	05/06/20

1 - The reference for this analyte should be considered modified since this analyte is absent from the target analyte list of the original method.

Terms

Analytical Method: Both the document from which the method originates and the analytical reference method. (Example: EPA 8260B is shown as 1,8260B.) The codes for the reference method documents are provided in the References section of the Addendum.

Difference: With respect to Total Oxidizable Precursor (TOP) Assay analysis, the difference is defined as the Post-Treatment value minus the Pre-Treatment value.

Final pH: As it pertains to Sample Receipt & Container Information section of the report, Final pH reflects pH of container determined after adjustment at the laboratory, if applicable. If no adjustment required, value reflects Initial pH.

Frozen Date/Time: With respect to Volatile Organics in soil, Frozen Date/Time reflects the date/time at which associated Reagent Water-preserved vials were initially frozen. Note: If frozen date/time is beyond 48 hours from sample collection, value will be reflected in 'bold'.

Initial pH: As it pertains to Sample Receipt & Container Information section of the report, Initial pH reflects pH of container determined upon receipt, if applicable.

PAH Total: With respect to Alkylated PAH analyses, the 'PAHs, Total' result is defined as the summation of results for all or a subset of the following compounds: Naphthalene, C1-C4 Naphthalenes, 2-Methylnaphthalene, 1-Methylnaphthalene, Biphenyl, Acenaphthylene, Acenaphthene, Fluorene, C1-C3 Fluorenes, Phenanthrene, C1-C4 Phenanthrenes/Anthracenes, Anthracene, Fluoranthene, Pyrene, C1-C4 Fluoranthenes/Pyrenes, Benz(a)anthracene, Chrysene, C1-C4 Chrysenes, Benzo(b)fluoranthene, Benzo(j)+(k)fluoranthene, Benzo(e)pyrene, Benzo(a)pyrene, Perylene, Indeno(1,2,3-cd)pyrene, Dibenz(ah)+(ac)anthracene, Benzo(g,h,i)perylene. If a 'Total' result is requested, the results of its individual components will also be reported.

PFAS Total: With respect to PFAS analyses, the 'PFAS, Total (5)' result is defined as the summation of results for: PFHpA, PFHxS, PFOA, PFNA and PFOS. If a 'Total' result is requested, the results of its individual components will also be reported.

The target compound Chlordane (CAS No. 57-74-9) is reported for GC ECD analyses. Per EPA,this compound "refers to a mixture of chlordane isomers, other chlorinated hydrocarbons and numerous other components." (Reference: USEPA Toxicological Review of Chlordane, In Support of Summary Information on the Integrated Risk Information System (IRIS), December 1997.)

Total: With respect to Organic analyses, a 'Total' result is defined as the summation of results for individual isomers or Aroclors. If a 'Total' result is requested, the results of its individual components will also be reported. This is applicable to 'Total' results for methods 8260, 8081 and 8082.

Data Qualifiers

A - Spectra identified as "Aldol Condensates" are byproducts of the extraction/concentration procedures when acetone is introduced in the process.

B - The analyte was detected above the reporting limit in the associated method blank. Flag only applies to associated field samples that have detectable concentrations of the analyte at less than ten times (10x) the concentration found in the blank. For MCP-related projects, flag only applies to associated field samples that have detectable concentrations of the analyte at less than ten times (10x) the concentration found in the blank. For DOD-related projects, flag only applies to associated field samples that have detectable concentrations of the analyte at less than ten times (10x) the concentration found in the blank AND the analyte was detected above one-half the reporting limit (or above the reporting limit for common lab contaminants) in the associated method blank. For NJ-Air-related projects, flag only applies to associated field samples that have detectable concentrations of the analyte above the reporting limit. For NJ-related projects (excluding Air), flag only applies to associated field samples that have detectable concentrations of the analyte, which was detected above the reporting limit in the associated method blank or above five times the reporting limit for common lab contaminants (Phthalates, Acetone, Methylene Chloride, 2-Butanone).

C - Co-elution: The target analyte co-elutes with a known lab standard (i.e. surrogate, internal standards, etc.) for co-extracted analyses.

D - Concentration of analyte was quantified from diluted analysis. Flag only applies to field samples that have detectable concentrations of the analyte.

E - Concentration of analyte exceeds the range of the calibration curve and/or linear range of the instrument.

G - The concentration may be biased high due to matrix interferences (i.e, co-elution) with non-target compound(s). The result should be considered estimated.

H - The analysis of pH was performed beyond the regulatory-required holding time of 15 minutes from the time of sample collection.

I - The lower value for the two columns has been reported due to obvious interference.

J - Estimated value. This represents an estimated concentration for Tentatively Identified Compounds (TICs).

M - Reporting Limit (RL) exceeds the MCP CAM Reporting Limit for this analyte.

ND - Not detected at the reporting limit (RL) for the sample.

NJ - Presumptive evidence of compound. This represents an estimated concentration for Tentatively Identified Compounds (TICs), where the identification is based on a mass spectral library search.

P - The RPD between the results for the two columns exceeds the method-specified criteria.

Q - The quality control sample exceeds the associated acceptance criteria. For DOD-related projects, LCS and/or Continuing Calibration Standard exceedences are also qualified on all associated sample results. Note: This flag is not applicable for matrix spike recoveries when the sample concentration is greater than 4x the spike added or for batch duplicate RPD when the sample concentrations are less

Report Format: Data Usability Report

Project Name:	TROY MILLS LANDFILL SUPERFUND	**Lab Number:**	L2017726
Project Number:	04.0190987.09	**Report Date:**	05/06/20

Data Qualifiers

than 5x the RL. (Metals only.)

R - Analytical results are from sample re-analysis.

RE - Analytical results are from sample re-extraction.

S - Analytical results are from modified screening analysis.

Report Format: Data Usability Report

Project Name:	TROY MILLS LANDFILL SUPERFUND	**Lab Number:**	L2017726
Project Number:	04.0190987.09	**Report Date:**	05/06/20

REFERENCES

1 Test Methods for Evaluating Solid Waste: Physical/Chemical Methods. EPA SW-846. Third Edition. Updates I - IV, 2007.

LIMITATION OF LIABILITIES

Alpha Analytical performs services with reasonable care and diligence normal to the analytical testing laboratory industry. In the event of an error, the sole and exclusive responsibility of Alpha Analytical shall be to re-perform the work at it's own expense. In no event shall Alpha Analytical be held liable for any incidental, consequential or special damages, including but not limited to, damages in any way connected with the use of, interpretation of, information or analysis provided by Alpha Analytical.

We strongly urge our clients to comply with EPA protocol regarding sample volume, preservation, cooling, containers, sampling procedures, holding time and splitting of samples in the field.

Certification Information

The following analytes are not included in our Primary NELAP Scope of Accreditation:

Westborough Facility
EPA 624/624.1: m/p-xylene, o-xylene, Naphthalene
EPA 8260C: NPW: 1,2,4,5-Tetramethylbenzene; 4-Ethyltoluene, Azobenzene; SCM: Iodomethane (methyl iodide), 1,2,4,5-Tetramethylbenzene; 4-Ethyltoluene.
EPA 8270D: NPW: Dimethylnaphthalene,1,4-Diphenylhydrazine; SCM: Dimethylnaphthalene,1,4-Diphenylhydrazine.
SM4500: NPW: Amenable Cyanide; SCM: Total Phosphorus, TKN, NO2, NO3.

Mansfield Facility
SM 2540D: TSS
EPA 8082A: NPW: PCB: 1, 5, 31, 87,101, 110, 141, 151, 153, 180, 183, 187.
EPA TO-15: Halothane, 2,4,4-Trimethyl-2-pentene, 2,4,4-Trimethyl-1-pentene, Thiophene, 2-Methylthiophene, 3-Methylthiophene, 2-Ethylthiophene, 1,2,3-Trimethylbenzene, Indan, Indene, 1,2,4,5-Tetramethylbenzene, Benzothiophene, 1-Methylnaphthalene.
EPA TO-12 Non-methane organics
EPA 3C Fixed gases
Biological Tissue Matrix: EPA 3050B

The following analytes are included in our Massachusetts DEP Scope of Accreditation

Westborough Facility:

Drinking Water
EPA 300.0: Chloride, Nitrate-N, Fluoride, Sulfate; **EPA 353.2**: Nitrate-N, Nitrite-N; **SM4500NO3-F**: Nitrate-N, Nitrite-N; **SM4500F-C, SM4500CN-CE, EPA 180.1, SM2130B, SM4500Cl-D, SM2320B, SM2540C, SM4500H-B, SM4500NO2-B**
EPA 332: Perchlorate; **EPA 524.2:** THMs and VOCs; **EPA 504.1:** EDB, DBCP.
Microbiology: **SM9215B; SM9223-P/A, SM9223B-Colilert-QT,SM9222D**.

Non-Potable Water
SM4500H,B, EPA 120.1, SM2510B, SM2540C, SM2320B, SM4500CL-E, SM4500F-BC, SM4500NH3-BH: Ammonia-N and Kjeldahl-N, **EPA 350.1**: Ammonia-N, **LACHAT 10-107-06-1-B**: Ammonia-N, **EPA 351.1, SM4500NO3-F, EPA 353.2**: Nitrate-N**, SM4500P-E, SM4500P-B, E, SM4500SO4-E, SM5220D, EPA 410.4, SM5210B, SM5310C, SM4500CL-D, EPA 1664, EPA 420.1, SM4500-CN-CE, SM2540D, EPA 300: Chloride, Sulfate, Nitrate.**
EPA 624.1: Volatile Halocarbons & Aromatics,
EPA 608.3: Chlordane, Toxaphene, Aldrin, alpha-BHC, beta-BHC, gamma-BHC, delta-BHC, Dieldrin, DDD, DDE, DDT, Endosulfan I, Endosulfan II, Endosulfan sulfate, Endrin, Endrin Aldehyde, Heptachlor, Heptachlor Epoxide, PCBs
EPA 625.1: SVOC (Acid/Base/Neutral Extractables), **EPA 600/4-81-045**: PCB-Oil.
Microbiology: **SM9223B-Colilert-QT; Enterolert-QT, SM9221E, EPA 1600, EPA 1603.**

Mansfield Facility:

Drinking Water
EPA 200.7: Al, Ba, Cd, Cr, Cu, Fe, Mn, Ni, Na, Ag, Ca, Zn. **EPA 200.8:** Al, Sb, As, Ba, Be, Cd, Cr, Cu, Pb, Mn, Ni, Se, Ag, TL, Zn. **EPA 245.1** Hg.
EPA 522.

Non-Potable Water
EPA 200.7: Al, Sb, As, Be, Cd, Ca, Cr, Co, Cu, Fe, Pb, Mg, Mn, Mo, Ni, K, Se, Ag, Na, Sr, TL, Ti, V, Zn.
EPA 200.8: Al, Sb**,** As, Be, Cd, Cr, Cu, Fe, Pb, Mn, Ni, K, Se, Ag, Na, TL, Zn.
EPA 245.1 Hg.
SM2340B

For a complete listing of analytes and methods, please contact your Alpha Project Manager.

CHAIN OF CUSTODY

PAGE 1 OF 1

Date Rec'd in Lab: 4/29/20

ALPHA Job #: L2017726

Westborough, MA TEL: 508-898-9220 FAX: 508-898-9193
Mansfield, MA TEL: 508-822-9300 FAX: 508-822-3288

Project Information

Project Name: Troy Mills Landfill Superfund

Project Location: Troy, NH

Project #: 04.0190987.09

Project Manager: Michael Summerlin

ALPHA Quote #: NH DES Contract No. 1069635

Client Information

Client: NHDES

Address: 29 Hazen Drive

Concord, NH 03302

Phone: 603-271-3649

Fax:

Email: michael.summerlinjr@des.nh.gov

☐ These samples have been Previously analyzed by Alpha

Turn-Around Time

☒ Standard ☐ Rush (ONLY IF PRE-APPROVED)

Due Date: Time:

Report Information Data Deliverables

☐ FAX ☒ EMAIL

☒ ADEx ☐ Add'l Deliverables

Billing Information

☒ Same as Client info PO #: 2569-00"T"

Regulatory Requirements/Report Limits

State/Fed Program	Criteria
NHDES	Sampling and Analysis Plan limits

Other Project Specific Requirements/Comments/Detection Limits:

Please also email login receipts and lab reports to tanya.justham@gza.com
Please provide excel files formatted for upload to the NHDES EMD and for GZA EQUIS upload.

ANALYSIS

SAMPLE HANDLING
Filtration
☐ Done
☒ Not Needed
☐ Lab to do
Preservation
☐ Lab to do
(Please specify below)

ALPHA Lab ID (Lab Use Only)	Sample ID	Collection Date	Collection Time	Sample Matrix	Sampler's Initials	VOCs 8260 NHDES List	SVOCs (Acid/base/neutrals)	1,4-dioxane	Total metals (arsenic & manganese)	Hardness								Sample Specific Comments	TOTAL # BOTTLES
17726 01	TRIP BLANK	4/28/2020	0800	AQ	MJB	☒	☐	☐	☐	☐	☐	☐	☐	☐	☐	☐	☐		1
02	TRY_SW-1	4/28/2020	1415	GW	ADF	☑	☑	☐	☑	☑	☐	☐	☐	☐	☐	☐	☐		7
03	TRY_SW-3	4/28/2020	1245	GW	ADF	☑	☑	☐	☑	☑	☐	☐	☐	☐	☐	☐	☐		7
04	TRY_SW-3 DUP	4/28/2020	1245	GW	ADF	☑	☑	☐	☑	☑	☐	☐	☐	☐	☐	☐	☐		7
05	TRY_SW-4	4/28/2020	1355	GW	ADF	☑	☑	☐	☑	☑	☐	☐	☐	☐	☐	☐	☐		7
						☐	☐	☐	☐	☐	☐	☐	☐	☐	☐	☐	☐		
						☐	☐	☐	☐	☐	☐	☐	☐	☐	☐	☐	☐		
						☐	☐	☐	☐	☐	☐	☐	☐	☐	☐	☐	☐		
						☐	☐	☐	☐	☐	☐	☐	☐	☐	☐	☐	☐		
						☐	☐	☐	☐	☐	☐	☐	☐	☐	☐	☐	☐		

Container Type	V	A	A	P	P	-	-	-	-	-	-	-	
Preservative	B	A	A	C	C	-	-	-	-	-	-	-	

Relinquished By:	Date/Time	Received By:	Date/Time
	4/29/20 830		4/29/20 1558
	4/29/2020 1200		4/29/20 1200
	4/29/2020 2:40		4/29/20 1457
	4/29/20 1856		4/29/20 1856

Please print clearly, legibly and completely. Samples can not be logged in and turnaround time clock will not start until any ambiguities are resolved. All samples submitted are subject to Alpha's Payment Terms.

FORM NO: 01-01(I-NJ) (rev. 9-JAN-12)

ANALYTICAL REPORT

Lab Number:	L2017761
Client:	GZA GeoEnvironmental, Inc. / NHDES PO Box 95 29 Hazen Drive Concord, NH 03302-0095
ATTN:	Michael Summerlin
Phone:	(603) 271-3649
Project Name:	TROY MILLS LANDFILL SUPERFUND
Project Number:	04.0190987.09
Report Date:	05/18/20

The original project report/data package is held by Alpha Analytical. This report/data package is paginated and should be reproduced only in its entirety. Alpha Analytical holds no responsibility for results and/or data that are not consistent with the original.

Certifications & Approvals: MA (M-MA086), NH NELAP (2064), CT (PH-0574), IL (200077), ME (MA00086), MD (348), NJ (MA935), NY (11148), NC (25700/666), PA (68-03671), RI (LAO00065), TX (T104704476), VT (VT-0935), VA (460195), USDA (Permit #P330-17-00196).

Eight Walkup Drive, Westborough, MA 01581-1019
508-898-9220 (Fax) 508-898-9193 800-624-9220 - www.alphalab.com

Project Name: TROY MILLS LANDFILL SUPERFUND
Project Number: 04.0190987.09

Lab Number: L2017761
Report Date: 05/18/20

Alpha Sample ID	Client ID	Matrix	Sample Location	Collection Date/Time	Receive Date
L2017761-01	TRIP BLANK	WATER	TROY, NH	04/27/20 09:00	04/29/20
L2017761-02	TRY_MW-204	WATER	TROY, NH	04/27/20 11:45	04/29/20
L2017761-03	TRY_MW-101D	WATER	TROY, NH	04/27/20 14:35	04/29/20
L2017761-04	TRY_MW-205	WATER	TROY, NH	04/28/20 09:40	04/29/20

Project Name:	TROY MILLS LANDFILL SUPERFUND	**Lab Number:**	L2017761
Project Number:	04.0190987.09	**Report Date:**	05/18/20

Case Narrative

The samples were received in accordance with the Chain of Custody and no significant deviations were encountered during the preparation or analysis unless otherwise noted. Sample Receipt, Container Information, and the Chain of Custody are located at the back of the report.

Results contained within this report relate only to the samples submitted under this Alpha Lab Number and meet NELAP requirements for all NELAP accredited parameters unless otherwise noted in the following narrative. The data presented in this report is organized by parameter (i.e. VOC, SVOC, etc.). Sample specific Quality Control data (i.e. Surrogate Spike Recovery) is reported at the end of the target analyte list for each individual sample, followed by the Laboratory Batch Quality Control at the end of each parameter. Tentatively Identified Compounds (TICs), if requested, are reported for compounds identified to be present and are not part of the method/program Target Compound List, even if only a subset of the TCL are being reported. If a sample was re-analyzed or re-extracted due to a required quality control corrective action and if both sets of data are reported, the Laboratory ID of the re-analysis or re-extraction is designated with an "R" or "RE", respectively.

When multiple Batch Quality Control elements are reported (e.g. more than one LCS), the associated samples for each element are noted in the grey shaded header line of each data table. Any Laboratory Batch, Sample Specific % recovery or RPD value that is outside the listed Acceptance Criteria is bolded in the report. In reference to questions H (CAM) or 4 (RCP) when "NO" is checked, the performance criteria for CAM and RCP methods allow for some quality control failures to occur and still be within method compliance. In these instances, the specific failure is not narrated but noted in the associated QC Outlier Summary Report, located directly after the Case Narrative. QC information is also incorporated in the Data Usability Assessment table (Format 11) of our Data Merger tool, where it can be reviewed in conjunction with the sample result, associated regulatory criteria and any associated data usability implications.

Soil/sediments, solids and tissues are reported on a dry weight basis unless otherwise noted. Definitions of all data qualifiers and acronyms used in this report are provided in the Glossary located at the back of the report.

HOLD POLICY - For samples submitted on hold, Alpha's policy is to hold samples (with the exception of Air canisters) free of charge for 21 calendar days from the date the project is completed. After 21 calendar days, we will dispose of all samples submitted including those put on hold unless you have contacted your Alpha Project Manager and made arrangements for Alpha to continue to hold the samples. Air canisters will be disposed after 3 business days from the date the project is completed.

Please contact Project Management at 800-624-9220 with any questions.

Project Name:	TROY MILLS LANDFILL SUPERFUND	**Lab Number:**	L2017761
Project Number:	04.0190987.09	**Report Date:**	05/18/20

Case Narrative (continued)

Report Revision

May 18, 2020: A narrative for the Volatile Organics analysis has been added.

Volatile Organics

L2017761-04: The sample has elevated detection limits due to the dilution required by the elevated concentrations of target compounds in the sample.

Semivolatile Organics

The WG1366160-2/-3 LCS/LCSD recoveries, associated with L2017761-02, -03 and -04, are below the acceptance criteria for benzidine (0%/8%); however, it has been identified as a "difficult" analyte. The results of the associated samples are reported.

I, the undersigned, attest under the pains and penalties of perjury that, to the best of my knowledge and belief and based upon my personal inquiry of those responsible for providing the information contained in this analytical report, such information is accurate and complete. This certificate of analysis is not complete unless this page accompanies any and all pages of this report.

Authorized Signature: Melissa Sturgis Melissa Sturgis

Title: Technical Director/Representative Date: 05/18/20

ORGANICS

VOLATILES

Project Name: TROY MILLS LANDFILL SUPERFUND **Lab Number:** L2017761

Project Number: 04.0190987.09 **Report Date:** 05/18/20

SAMPLE RESULTS

Lab ID: L2017761-01
Client ID: TRIP BLANK
Sample Location: TROY, NH

Date Collected: 04/27/20 09:00
Date Received: 04/29/20
Field Prep: Not Specified

Sample Depth:
Matrix: Water
Analytical Method: 1,8260C
Analytical Date: 05/02/20 10:16
Analyst: AJK

Parameter	Result	Qualifier	Units	RL	MDL	Dilution Factor
Volatile Organics by GC/MS - Westborough Lab						
Methylene chloride	ND		ug/l	3.0	--	1
1,1-Dichloroethane	ND		ug/l	0.75	--	1
Chloroform	ND		ug/l	0.75	--	1
Carbon tetrachloride	ND		ug/l	0.50	--	1
1,2-Dichloropropane	ND		ug/l	1.8	--	1
Dibromochloromethane	ND		ug/l	0.50	--	1
1,1,2-Trichloroethane	ND		ug/l	0.75	--	1
Tetrachloroethene	ND		ug/l	0.50	--	1
Chlorobenzene	ND		ug/l	0.50	--	1
Trichlorofluoromethane	ND		ug/l	2.5	--	1
1,2-Dichloroethane	ND		ug/l	0.50	--	1
1,1,1-Trichloroethane	ND		ug/l	0.50	--	1
Bromodichloromethane	ND		ug/l	0.50	--	1
trans-1,3-Dichloropropene	ND		ug/l	0.50	--	1
cis-1,3-Dichloropropene	ND		ug/l	0.50	--	1
1,3-Dichloropropene, Total	ND		ug/l	0.50	--	1
1,1-Dichloropropene	ND		ug/l	2.5	--	1
Bromoform	ND		ug/l	2.0	--	1
1,1,2,2-Tetrachloroethane	ND		ug/l	0.50	--	1
Benzene	ND		ug/l	0.50	--	1
Toluene	ND		ug/l	0.75	--	1
Ethylbenzene	ND		ug/l	0.50	--	1
Chloromethane	ND		ug/l	2.5	--	1
Bromomethane	ND		ug/l	1.0	--	1
Vinyl chloride	ND		ug/l	1.0	--	1
Chloroethane	ND		ug/l	1.0	--	1
1,1-Dichloroethene	ND		ug/l	0.50	--	1
trans-1,2-Dichloroethene	ND		ug/l	0.75	--	1

Project Name: TROY MILLS LANDFILL SUPERFUND **Lab Number:** L2017761

Project Number: 04.0190987.09 **Report Date:** 05/18/20

SAMPLE RESULTS

Lab ID: L2017761-01 Date Collected: 04/27/20 09:00

Client ID: TRIP BLANK Date Received: 04/29/20

Sample Location: TROY, NH Field Prep: Not Specified

Sample Depth:

Parameter	Result	Qualifier	Units	RL	MDL	Dilution Factor
Volatile Organics by GC/MS - Westborough Lab						
1,2-Dichloroethene, Total	ND		ug/l	0.50	--	1
Trichloroethene	ND		ug/l	0.50	--	1
1,2-Dichlorobenzene	ND		ug/l	2.5	--	1
1,3-Dichlorobenzene	ND		ug/l	2.5	--	1
1,4-Dichlorobenzene	ND		ug/l	2.5	--	1
Methyl tert butyl ether	ND		ug/l	1.0	--	1
p/m-Xylene	ND		ug/l	1.0	--	1
o-Xylene	ND		ug/l	1.0	--	1
Xylenes, Total	ND		ug/l	1.0	--	1
cis-1,2-Dichloroethene	ND		ug/l	0.50	--	1
Dibromomethane	ND		ug/l	5.0	--	1
1,2,3-Trichloropropane	ND		ug/l	5.0	--	1
Styrene	ND		ug/l	1.0	--	1
Dichlorodifluoromethane	ND		ug/l	5.0	--	1
Acetone	ND		ug/l	5.0	--	1
Carbon disulfide	ND		ug/l	5.0	--	1
2-Butanone	ND		ug/l	5.0	--	1
4-Methyl-2-pentanone	ND		ug/l	5.0	--	1
2-Hexanone	ND		ug/l	5.0	--	1
Bromochloromethane	ND		ug/l	2.5	--	1
Tetrahydrofuran	ND		ug/l	5.0	--	1
2,2-Dichloropropane	ND		ug/l	2.5	--	1
1,2-Dibromoethane	ND		ug/l	2.0	--	1
1,1,1,2-Tetrachloroethane	ND		ug/l	0.50	--	1
Bromobenzene	ND		ug/l	2.5	--	1
n-Butylbenzene	ND		ug/l	0.50	--	1
sec-Butylbenzene	ND		ug/l	0.50	--	1
tert-Butylbenzene	ND		ug/l	2.5	--	1
o-Chlorotoluene	ND		ug/l	2.5	--	1
p-Chlorotoluene	ND		ug/l	2.5	--	1
1,2-Dibromo-3-chloropropane	ND		ug/l	2.5	--	1
Hexachlorobutadiene	ND		ug/l	0.50	--	1
Isopropylbenzene	ND		ug/l	0.50	--	1
p-Isopropyltoluene	ND		ug/l	0.50	--	1
Naphthalene	ND		ug/l	2.5	--	1
n-Propylbenzene	ND		ug/l	0.50	--	1
1,2,3-Trichlorobenzene	ND		ug/l	2.5	--	1

Project Name: TROY MILLS LANDFILL SUPERFUND **Lab Number:** L2017761

Project Number: 04.0190987.09 **Report Date:** 05/18/20

SAMPLE RESULTS

Lab ID: L2017761-01 Date Collected: 04/27/20 09:00

Client ID: TRIP BLANK Date Received: 04/29/20

Sample Location: TROY, NH Field Prep: Not Specified

Sample Depth:

Parameter	Result	Qualifier	Units	RL	MDL	Dilution Factor
Volatile Organics by GC/MS - Westborough Lab						
1,2,4-Trichlorobenzene	ND		ug/l	2.5	--	1
1,3,5-Trimethylbenzene	ND		ug/l	2.5	--	1
1,3,5-Trichlorobenzene	ND		ug/l	2.0	--	1
1,2,4-Trimethylbenzene	ND		ug/l	2.5	--	1
Ethyl ether	ND		ug/l	2.5	--	1
Isopropyl Ether	ND		ug/l	2.0	--	1
Tert-Butyl Alcohol	ND		ug/l	10	--	1
Ethyl-Tert-Butyl-Ether	ND		ug/l	2.0	--	1
Tertiary-Amyl Methyl Ether	ND		ug/l	2.0	--	1
1,4-Dioxane	ND		ug/l	250	--	1

Surrogate	% Recovery	Qualifier	Acceptance Criteria
1,2-Dichloroethane-d4	94		70-130
Toluene-d8	98		70-130
4-Bromofluorobenzene	102		70-130
Dibromofluoromethane	101		70-130

Project Name: TROY MILLS LANDFILL SUPERFUND **Lab Number:** L2017761

Project Number: 04.0190987.09 **Report Date:** 05/18/20

SAMPLE RESULTS

Lab ID: L2017761-02
Client ID: TRY_MW-204
Sample Location: TROY, NH

Date Collected: 04/27/20 11:45
Date Received: 04/29/20
Field Prep: Not Specified

Sample Depth:
Matrix: Water
Analytical Method: 1,8260C
Analytical Date: 05/02/20 12:13
Analyst: AJK

Parameter	Result	Qualifier	Units	RL	MDL	Dilution Factor
Volatile Organics by GC/MS - Westborough Lab						
Methylene chloride	ND		ug/l	3.0	--	1
1,1-Dichloroethane	ND		ug/l	0.75	--	1
Chloroform	ND		ug/l	0.75	--	1
Carbon tetrachloride	ND		ug/l	0.50	--	1
1,2-Dichloropropane	ND		ug/l	1.8	--	1
Dibromochloromethane	ND		ug/l	0.50	--	1
1,1,2-Trichloroethane	ND		ug/l	0.75	--	1
Tetrachloroethene	ND		ug/l	0.50	--	1
Chlorobenzene	ND		ug/l	0.50	--	1
Trichlorofluoromethane	ND		ug/l	2.5	--	1
1,2-Dichloroethane	ND		ug/l	0.50	--	1
1,1,1-Trichloroethane	ND		ug/l	0.50	--	1
Bromodichloromethane	ND		ug/l	0.50	--	1
trans-1,3-Dichloropropene	ND		ug/l	0.50	--	1
cis-1,3-Dichloropropene	ND		ug/l	0.50	--	1
1,3-Dichloropropene, Total	ND		ug/l	0.50	--	1
1,1-Dichloropropene	ND		ug/l	2.5	--	1
Bromoform	ND		ug/l	2.0	--	1
1,1,2,2-Tetrachloroethane	ND		ug/l	0.50	--	1
Benzene	ND		ug/l	0.50	--	1
Toluene	ND		ug/l	0.75	--	1
Ethylbenzene	ND		ug/l	0.50	--	1
Chloromethane	ND		ug/l	2.5	--	1
Bromomethane	ND		ug/l	1.0	--	1
Vinyl chloride	ND		ug/l	1.0	--	1
Chloroethane	ND		ug/l	1.0	--	1
1,1-Dichloroethene	ND		ug/l	0.50	--	1
trans-1,2-Dichloroethene	ND		ug/l	0.75	--	1

Project Name: TROY MILLS LANDFILL SUPERFUND **Lab Number:** L2017761

Project Number: 04.0190987.09 **Report Date:** 05/18/20

SAMPLE RESULTS

Lab ID: L2017761-02 Date Collected: 04/27/20 11:45

Client ID: TRY_MW-204 Date Received: 04/29/20

Sample Location: TROY, NH Field Prep: Not Specified

Sample Depth:

Parameter	Result	Qualifier	Units	RL	MDL	Dilution Factor
Volatile Organics by GC/MS - Westborough Lab						
1,2-Dichloroethene, Total	ND		ug/l	0.50	--	1
Trichloroethene	ND		ug/l	0.50	--	1
1,2-Dichlorobenzene	ND		ug/l	2.5	--	1
1,3-Dichlorobenzene	ND		ug/l	2.5	--	1
1,4-Dichlorobenzene	ND		ug/l	2.5	--	1
Methyl tert butyl ether	ND		ug/l	1.0	--	1
p/m-Xylene	ND		ug/l	1.0	--	1
o-Xylene	ND		ug/l	1.0	--	1
Xylenes, Total	ND		ug/l	1.0	--	1
cis-1,2-Dichloroethene	ND		ug/l	0.50	--	1
Dibromomethane	ND		ug/l	5.0	--	1
1,2,3-Trichloropropane	ND		ug/l	5.0	--	1
Styrene	ND		ug/l	1.0	--	1
Dichlorodifluoromethane	ND		ug/l	5.0	--	1
Acetone	ND		ug/l	5.0	--	1
Carbon disulfide	ND		ug/l	5.0	--	1
2-Butanone	ND		ug/l	5.0	--	1
4-Methyl-2-pentanone	ND		ug/l	5.0	--	1
2-Hexanone	ND		ug/l	5.0	--	1
Bromochloromethane	ND		ug/l	2.5	--	1
Tetrahydrofuran	ND		ug/l	5.0	--	1
2,2-Dichloropropane	ND		ug/l	2.5	--	1
1,2-Dibromoethane	ND		ug/l	2.0	--	1
1,1,1,2-Tetrachloroethane	ND		ug/l	0.50	--	1
Bromobenzene	ND		ug/l	2.5	--	1
n-Butylbenzene	ND		ug/l	0.50	--	1
sec-Butylbenzene	5.0		ug/l	0.50	--	1
tert-Butylbenzene	ND		ug/l	2.5	--	1
o-Chlorotoluene	ND		ug/l	2.5	--	1
p-Chlorotoluene	ND		ug/l	2.5	--	1
1,2-Dibromo-3-chloropropane	ND		ug/l	2.5	--	1
Hexachlorobutadiene	ND		ug/l	0.50	--	1
Isopropylbenzene	ND		ug/l	0.50	--	1
p-Isopropyltoluene	ND		ug/l	0.50	--	1
Naphthalene	ND		ug/l	2.5	--	1
n-Propylbenzene	ND		ug/l	0.50	--	1
1,2,3-Trichlorobenzene	ND		ug/l	2.5	--	1

Project Name: TROY MILLS LANDFILL SUPERFUND **Lab Number:** L2017761

Project Number: 04.0190987.09 **Report Date:** 05/18/20

SAMPLE RESULTS

Lab ID: L2017761-02 Date Collected: 04/27/20 11:45

Client ID: TRY_MW-204 Date Received: 04/29/20

Sample Location: TROY, NH Field Prep: Not Specified

Sample Depth:

Parameter	Result	Qualifier	Units	RL	MDL	Dilution Factor
Volatile Organics by GC/MS - Westborough Lab						
1,2,4-Trichlorobenzene	ND		ug/l	2.5	--	1
1,3,5-Trimethylbenzene	ND		ug/l	2.5	--	1
1,3,5-Trichlorobenzene	ND		ug/l	2.0	--	1
1,2,4-Trimethylbenzene	ND		ug/l	2.5	--	1
Ethyl ether	ND		ug/l	2.5	--	1
Isopropyl Ether	ND		ug/l	2.0	--	1
Tert-Butyl Alcohol	ND		ug/l	10	--	1
Ethyl-Tert-Butyl-Ether	ND		ug/l	2.0	--	1
Tertiary-Amyl Methyl Ether	ND		ug/l	2.0	--	1
1,4-Dioxane	ND		ug/l	250	--	1

Surrogate	% Recovery	Qualifier	Acceptance Criteria
1,2-Dichloroethane-d4	95		70-130
Toluene-d8	97		70-130
4-Bromofluorobenzene	104		70-130
Dibromofluoromethane	101		70-130

Project Name: TROY MILLS LANDFILL SUPERFUND **Lab Number:** L2017761

Project Number: 04.0190987.09 **Report Date:** 05/18/20

SAMPLE RESULTS

Lab ID: L2017761-03
Client ID: TRY_MW-101D
Sample Location: TROY, NH

Date Collected: 04/27/20 14:35
Date Received: 04/29/20
Field Prep: Not Specified

Sample Depth:
Matrix: Water
Analytical Method: 1,8260C
Analytical Date: 05/02/20 12:36
Analyst: AJK

Parameter	Result	Qualifier	Units	RL	MDL	Dilution Factor
Volatile Organics by GC/MS - Westborough Lab						
Methylene chloride	ND		ug/l	3.0	--	1
1,1-Dichloroethane	ND		ug/l	0.75	--	1
Chloroform	ND		ug/l	0.75	--	1
Carbon tetrachloride	ND		ug/l	0.50	--	1
1,2-Dichloropropane	ND		ug/l	1.8	--	1
Dibromochloromethane	ND		ug/l	0.50	--	1
1,1,2-Trichloroethane	ND		ug/l	0.75	--	1
Tetrachloroethene	ND		ug/l	0.50	--	1
Chlorobenzene	ND		ug/l	0.50	--	1
Trichlorofluoromethane	ND		ug/l	2.5	--	1
1,2-Dichloroethane	ND		ug/l	0.50	--	1
1,1,1-Trichloroethane	ND		ug/l	0.50	--	1
Bromodichloromethane	ND		ug/l	0.50	--	1
trans-1,3-Dichloropropene	ND		ug/l	0.50	--	1
cis-1,3-Dichloropropene	ND		ug/l	0.50	--	1
1,3-Dichloropropene, Total	ND		ug/l	0.50	--	1
1,1-Dichloropropene	ND		ug/l	2.5	--	1
Bromoform	ND		ug/l	2.0	--	1
1,1,2,2-Tetrachloroethane	ND		ug/l	0.50	--	1
Benzene	ND		ug/l	0.50	--	1
Toluene	ND		ug/l	0.75	--	1
Ethylbenzene	ND		ug/l	0.50	--	1
Chloromethane	ND		ug/l	2.5	--	1
Bromomethane	ND		ug/l	1.0	--	1
Vinyl chloride	ND		ug/l	1.0	--	1
Chloroethane	ND		ug/l	1.0	--	1
1,1-Dichloroethene	ND		ug/l	0.50	--	1
trans-1,2-Dichloroethene	ND		ug/l	0.75	--	1

Project Name: TROY MILLS LANDFILL SUPERFUND **Lab Number:** L2017761

Project Number: 04.0190987.09 **Report Date:** 05/18/20

SAMPLE RESULTS

Lab ID: L2017761-03 Date Collected: 04/27/20 14:35

Client ID: TRY_MW-101D Date Received: 04/29/20

Sample Location: TROY, NH Field Prep: Not Specified

Sample Depth:

Parameter	Result	Qualifier	Units	RL	MDL	Dilution Factor
Volatile Organics by GC/MS - Westborough Lab						
1,2-Dichloroethene, Total	ND		ug/l	0.50	--	1
Trichloroethene	ND		ug/l	0.50	--	1
1,2-Dichlorobenzene	ND		ug/l	2.5	--	1
1,3-Dichlorobenzene	ND		ug/l	2.5	--	1
1,4-Dichlorobenzene	ND		ug/l	2.5	--	1
Methyl tert butyl ether	ND		ug/l	1.0	--	1
p/m-Xylene	ND		ug/l	1.0	--	1
o-Xylene	ND		ug/l	1.0	--	1
Xylenes, Total	ND		ug/l	1.0	--	1
cis-1,2-Dichloroethene	ND		ug/l	0.50	--	1
Dibromomethane	ND		ug/l	5.0	--	1
1,2,3-Trichloropropane	ND		ug/l	5.0	--	1
Styrene	ND		ug/l	1.0	--	1
Dichlorodifluoromethane	ND		ug/l	5.0	--	1
Acetone	ND		ug/l	5.0	--	1
Carbon disulfide	ND		ug/l	5.0	--	1
2-Butanone	ND		ug/l	5.0	--	1
4-Methyl-2-pentanone	ND		ug/l	5.0	--	1
2-Hexanone	ND		ug/l	5.0	--	1
Bromochloromethane	ND		ug/l	2.5	--	1
Tetrahydrofuran	ND		ug/l	5.0	--	1
2,2-Dichloropropane	ND		ug/l	2.5	--	1
1,2-Dibromoethane	ND		ug/l	2.0	--	1
1,1,1,2-Tetrachloroethane	ND		ug/l	0.50	--	1
Bromobenzene	ND		ug/l	2.5	--	1
n-Butylbenzene	ND		ug/l	0.50	--	1
sec-Butylbenzene	ND		ug/l	0.50	--	1
tert-Butylbenzene	ND		ug/l	2.5	--	1
o-Chlorotoluene	ND		ug/l	2.5	--	1
p-Chlorotoluene	ND		ug/l	2.5	--	1
1,2-Dibromo-3-chloropropane	ND		ug/l	2.5	--	1
Hexachlorobutadiene	ND		ug/l	0.50	--	1
Isopropylbenzene	ND		ug/l	0.50	--	1
p-Isopropyltoluene	ND		ug/l	0.50	--	1
Naphthalene	ND		ug/l	2.5	--	1
n-Propylbenzene	ND		ug/l	0.50	--	1
1,2,3-Trichlorobenzene	ND		ug/l	2.5	--	1

Project Name: TROY MILLS LANDFILL SUPERFUND **Lab Number:** L2017761

Project Number: 04.0190987.09 **Report Date:** 05/18/20

SAMPLE RESULTS

Lab ID: L2017761-03 Date Collected: 04/27/20 14:35

Client ID: TRY_MW-101D Date Received: 04/29/20

Sample Location: TROY, NH Field Prep: Not Specified

Sample Depth:

Parameter	Result	Qualifier	Units	RL	MDL	Dilution Factor
Volatile Organics by GC/MS - Westborough Lab						
1,2,4-Trichlorobenzene	ND		ug/l	2.5	--	1
1,3,5-Trimethylbenzene	ND		ug/l	2.5	--	1
1,3,5-Trichlorobenzene	ND		ug/l	2.0	--	1
1,2,4-Trimethylbenzene	ND		ug/l	2.5	--	1
Ethyl ether	ND		ug/l	2.5	--	1
Isopropyl Ether	ND		ug/l	2.0	--	1
Tert-Butyl Alcohol	ND		ug/l	10	--	1
Ethyl-Tert-Butyl-Ether	ND		ug/l	2.0	--	1
Tertiary-Amyl Methyl Ether	ND		ug/l	2.0	--	1
1,4-Dioxane	ND		ug/l	250	--	1

Surrogate	% Recovery	Qualifier	Acceptance Criteria
1,2-Dichloroethane-d4	94		70-130
Toluene-d8	96		70-130
4-Bromofluorobenzene	102		70-130
Dibromofluoromethane	102		70-130

Project Name: TROY MILLS LANDFILL SUPERFUND **Lab Number:** L2017761

Project Number: 04.0190987.09 **Report Date:** 05/18/20

SAMPLE RESULTS

Lab ID: L2017761-04 D
Client ID: TRY_MW-205
Sample Location: TROY, NH

Date Collected: 04/28/20 09:40
Date Received: 04/29/20
Field Prep: Not Specified

Sample Depth:
Matrix: Water
Analytical Method: 1,8260C
Analytical Date: 05/02/20 17:38
Analyst: AJK

Parameter	Result	Qualifier	Units	RL	MDL	Dilution Factor
Volatile Organics by GC/MS - Westborough Lab						
Methylene chloride	ND		ug/l	6.0	--	2
1,1-Dichloroethane	ND		ug/l	1.5	--	2
Chloroform	ND		ug/l	1.5	--	2
Carbon tetrachloride	ND		ug/l	1.0	--	2
1,2-Dichloropropane	ND		ug/l	3.5	--	2
Dibromochloromethane	ND		ug/l	1.0	--	2
1,1,2-Trichloroethane	ND		ug/l	1.5	--	2
Tetrachloroethene	ND		ug/l	1.0	--	2
Chlorobenzene	ND		ug/l	1.0	--	2
Trichlorofluoromethane	ND		ug/l	5.0	--	2
1,2-Dichloroethane	ND		ug/l	1.0	--	2
1,1,1-Trichloroethane	ND		ug/l	1.0	--	2
Bromodichloromethane	ND		ug/l	1.0	--	2
trans-1,3-Dichloropropene	ND		ug/l	1.0	--	2
cis-1,3-Dichloropropene	ND		ug/l	1.0	--	2
1,3-Dichloropropene, Total	ND		ug/l	1.0	--	2
1,1-Dichloropropene	ND		ug/l	5.0	--	2
Bromoform	ND		ug/l	4.0	--	2
1,1,2,2-Tetrachloroethane	ND		ug/l	1.0	--	2
Benzene	ND		ug/l	1.0	--	2
Toluene	ND		ug/l	1.5	--	2
Ethylbenzene	41		ug/l	1.0	--	2
Chloromethane	ND		ug/l	5.0	--	2
Bromomethane	ND		ug/l	2.0	--	2
Vinyl chloride	ND		ug/l	2.0	--	2
Chloroethane	ND		ug/l	2.0	--	2
1,1-Dichloroethene	ND		ug/l	1.0	--	2
trans-1,2-Dichloroethene	ND		ug/l	1.5	--	2

Project Name: TROY MILLS LANDFILL SUPERFUND **Lab Number:** L2017761

Project Number: 04.0190987.09 **Report Date:** 05/18/20

SAMPLE RESULTS

Lab ID: L2017761-04 D
Client ID: TRY_MW-205
Sample Location: TROY, NH

Date Collected: 04/28/20 09:40
Date Received: 04/29/20
Field Prep: Not Specified

Sample Depth:

Parameter	Result	Qualifier	Units	RL	MDL	Dilution Factor
Volatile Organics by GC/MS - Westborough Lab						
1,2-Dichloroethene, Total	ND		ug/l	1.0	--	2
Trichloroethene	ND		ug/l	1.0	--	2
1,2-Dichlorobenzene	ND		ug/l	5.0	--	2
1,3-Dichlorobenzene	ND		ug/l	5.0	--	2
1,4-Dichlorobenzene	ND		ug/l	5.0	--	2
Methyl tert butyl ether	ND		ug/l	2.0	--	2
p/m-Xylene	35		ug/l	2.0	--	2
o-Xylene	ND		ug/l	2.0	--	2
Xylenes, Total	35		ug/l	2.0	--	2
cis-1,2-Dichloroethene	ND		ug/l	1.0	--	2
Dibromomethane	ND		ug/l	10	--	2
1,2,3-Trichloropropane	ND		ug/l	10	--	2
Styrene	ND		ug/l	2.0	--	2
Dichlorodifluoromethane	ND		ug/l	10	--	2
Acetone	ND		ug/l	10	--	2
Carbon disulfide	ND		ug/l	10	--	2
2-Butanone	ND		ug/l	10	--	2
4-Methyl-2-pentanone	ND		ug/l	10	--	2
2-Hexanone	ND		ug/l	10	--	2
Bromochloromethane	ND		ug/l	5.0	--	2
Tetrahydrofuran	ND		ug/l	10	--	2
2,2-Dichloropropane	ND		ug/l	5.0	--	2
1,2-Dibromoethane	ND		ug/l	4.0	--	2
1,1,1,2-Tetrachloroethane	ND		ug/l	1.0	--	2
Bromobenzene	ND		ug/l	5.0	--	2
n-Butylbenzene	5.0		ug/l	1.0	--	2
sec-Butylbenzene	18		ug/l	1.0	--	2
tert-Butylbenzene	ND		ug/l	5.0	--	2
o-Chlorotoluene	ND		ug/l	5.0	--	2
p-Chlorotoluene	ND		ug/l	5.0	--	2
1,2-Dibromo-3-chloropropane	ND		ug/l	5.0	--	2
Hexachlorobutadiene	ND		ug/l	1.0	--	2
Isopropylbenzene	23		ug/l	1.0	--	2
p-Isopropyltoluene	7.6		ug/l	1.0	--	2
Naphthalene	32		ug/l	5.0	--	2
n-Propylbenzene	26		ug/l	1.0	--	2
1,2,3-Trichlorobenzene	ND		ug/l	5.0	--	2

Project Name: TROY MILLS LANDFILL SUPERFUND **Lab Number:** L2017761

Project Number: 04.0190987.09 **Report Date:** 05/18/20

SAMPLE RESULTS

Lab ID: L2017761-04 D
Client ID: TRY_MW-205
Sample Location: TROY, NH

Date Collected: 04/28/20 09:40
Date Received: 04/29/20
Field Prep: Not Specified

Sample Depth:

Parameter	Result	Qualifier	Units	RL	MDL	Dilution Factor
Volatile Organics by GC/MS - Westborough Lab						
1,2,4-Trichlorobenzene	ND		ug/l	5.0	--	2
1,3,5-Trimethylbenzene	57		ug/l	5.0	--	2
1,3,5-Trichlorobenzene	ND		ug/l	4.0	--	2
1,2,4-Trimethylbenzene	210		ug/l	5.0	--	2
Ethyl ether	ND		ug/l	5.0	--	2
Isopropyl Ether	ND		ug/l	4.0	--	2
Tert-Butyl Alcohol	ND		ug/l	20	--	2
Ethyl-Tert-Butyl-Ether	ND		ug/l	4.0	--	2
Tertiary-Amyl Methyl Ether	ND		ug/l	4.0	--	2
1,4-Dioxane	ND		ug/l	500	--	2

Surrogate	% Recovery	Qualifier	Acceptance Criteria
1,2-Dichloroethane-d4	95		70-130
Toluene-d8	97		70-130
4-Bromofluorobenzene	107		70-130
Dibromofluoromethane	101		70-130

Project Name: TROY MILLS LANDFILL SUPERFUND **Lab Number:** L2017761

Project Number: 04.0190987.09 **Report Date:** 05/18/20

Method Blank Analysis
Batch Quality Control

Analytical Method: 1,8260C
Analytical Date: 05/02/20 09:53
Analyst: MKS

Parameter	Result	Qualifier	Units	RL	MDL
Volatile Organics by GC/MS - Westborough Lab for sample(s): 01-04 Batch: WG1366811-5					
Methylene chloride	ND		ug/l	3.0	--
1,1-Dichloroethane	ND		ug/l	0.75	--
Chloroform	ND		ug/l	0.75	--
Carbon tetrachloride	ND		ug/l	0.50	--
1,2-Dichloropropane	ND		ug/l	1.8	--
Dibromochloromethane	ND		ug/l	0.50	--
1,1,2-Trichloroethane	ND		ug/l	0.75	--
Tetrachloroethene	ND		ug/l	0.50	--
Chlorobenzene	ND		ug/l	0.50	--
Trichlorofluoromethane	ND		ug/l	2.5	--
1,2-Dichloroethane	ND		ug/l	0.50	--
1,1,1-Trichloroethane	ND		ug/l	0.50	--
Bromodichloromethane	ND		ug/l	0.50	--
trans-1,3-Dichloropropene	ND		ug/l	0.50	--
cis-1,3-Dichloropropene	ND		ug/l	0.50	--
1,3-Dichloropropene, Total	ND		ug/l	0.50	--
1,1-Dichloropropene	ND		ug/l	2.5	--
Bromoform	ND		ug/l	2.0	--
1,1,2,2-Tetrachloroethane	ND		ug/l	0.50	--
Benzene	ND		ug/l	0.50	--
Toluene	ND		ug/l	0.75	--
Ethylbenzene	ND		ug/l	0.50	--
Chloromethane	ND		ug/l	2.5	--
Bromomethane	ND		ug/l	1.0	--
Vinyl chloride	ND		ug/l	1.0	--
Chloroethane	ND		ug/l	1.0	--
1,1-Dichloroethene	ND		ug/l	0.50	--
trans-1,2-Dichloroethene	ND		ug/l	0.75	--
1,2-Dichloroethene, Total	ND		ug/l	0.50	--

Project Name: TROY MILLS LANDFILL SUPERFUND **Lab Number:** L2017761

Project Number: 04.0190987.09 **Report Date:** 05/18/20

Method Blank Analysis
Batch Quality Control

Analytical Method: 1,8260C
Analytical Date: 05/02/20 09:53
Analyst: MKS

Parameter	Result	Qualifier	Units	RL	MDL
Volatile Organics by GC/MS - Westborough Lab for sample(s): 01-04 Batch: WG1366811-5					
Trichloroethene	ND		ug/l	0.50	--
1,2-Dichlorobenzene	ND		ug/l	2.5	--
1,3-Dichlorobenzene	ND		ug/l	2.5	--
1,4-Dichlorobenzene	ND		ug/l	2.5	--
Methyl tert butyl ether	ND		ug/l	1.0	--
p/m-Xylene	ND		ug/l	1.0	--
o-Xylene	ND		ug/l	1.0	--
Xylenes, Total	ND		ug/l	1.0	--
cis-1,2-Dichloroethene	ND		ug/l	0.50	--
Dibromomethane	ND		ug/l	5.0	--
1,2,3-Trichloropropane	ND		ug/l	5.0	--
Styrene	ND		ug/l	1.0	--
Dichlorodifluoromethane	ND		ug/l	5.0	--
Acetone	ND		ug/l	5.0	--
Carbon disulfide	ND		ug/l	5.0	--
2-Butanone	ND		ug/l	5.0	--
4-Methyl-2-pentanone	ND		ug/l	5.0	--
2-Hexanone	ND		ug/l	5.0	--
Bromochloromethane	ND		ug/l	2.5	--
Tetrahydrofuran	ND		ug/l	5.0	--
2,2-Dichloropropane	ND		ug/l	2.5	--
1,2-Dibromoethane	ND		ug/l	2.0	--
1,1,1,2-Tetrachloroethane	ND		ug/l	0.50	--
Bromobenzene	ND		ug/l	2.5	--
n-Butylbenzene	ND		ug/l	0.50	--
sec-Butylbenzene	ND		ug/l	0.50	--
tert-Butylbenzene	ND		ug/l	2.5	--
o-Chlorotoluene	ND		ug/l	2.5	--
p-Chlorotoluene	ND		ug/l	2.5	--

Project Name: TROY MILLS LANDFILL SUPERFUND **Lab Number:** L2017761

Project Number: 04.0190987.09 **Report Date:** 05/18/20

Method Blank Analysis
Batch Quality Control

Analytical Method: 1,8260C
Analytical Date: 05/02/20 09:53
Analyst: MKS

Parameter	Result	Qualifier	Units	RL	MDL
Volatile Organics by GC/MS - Westborough Lab for sample(s): 01-04 Batch: WG1366811-5					
1,2-Dibromo-3-chloropropane	ND		ug/l	2.5	--
Hexachlorobutadiene	ND		ug/l	0.50	--
Isopropylbenzene	ND		ug/l	0.50	--
p-Isopropyltoluene	ND		ug/l	0.50	--
Naphthalene	ND		ug/l	2.5	--
n-Propylbenzene	ND		ug/l	0.50	--
1,2,3-Trichlorobenzene	ND		ug/l	2.5	--
1,2,4-Trichlorobenzene	ND		ug/l	2.5	--
1,3,5-Trimethylbenzene	ND		ug/l	2.5	--
1,3,5-Trichlorobenzene	ND		ug/l	2.0	--
1,2,4-Trimethylbenzene	ND		ug/l	2.5	--
Ethyl ether	ND		ug/l	2.5	--
Isopropyl Ether	ND		ug/l	2.0	--
Tert-Butyl Alcohol	ND		ug/l	10	--
Ethyl-Tert-Butyl-Ether	ND		ug/l	2.0	--
Tertiary-Amyl Methyl Ether	ND		ug/l	2.0	--
1,4-Dioxane	ND		ug/l	250	--

Surrogate	%Recovery	Qualifier	Acceptance Criteria
1,2-Dichloroethane-d4	94		70-130
Toluene-d8	96		70-130
4-Bromofluorobenzene	102		70-130
Dibromofluoromethane	100		70-130

Lab Control Sample Analysis

Batch Quality Control

Project Name: TROY MILLS LANDFILL SUPERFUND

Project Number: 04.0190987.09

Lab Number: L2017761

Report Date: 05/18/20

Parameter	LCS %Recovery	Qual	LCSD %Recovery	Qual	%Recovery Limits	RPD	Qual	RPD Limits
Volatile Organics by GC/MS - Westborough Lab Associated sample(s): 01-04 Batch: WG1366811-3 WG1366811-4								
Methylene chloride	86		89		70-130	3		20
1,1-Dichloroethane	87		91		70-130	4		20
Chloroform	89		94		70-130	5		20
Carbon tetrachloride	93		99		63-132	6		20
1,2-Dichloropropane	86		90		70-130	5		20
Dibromochloromethane	84		91		63-130	8		20
1,1,2-Trichloroethane	83		88		70-130	6		20
Tetrachloroethene	88		94		70-130	7		20
Chlorobenzene	87		92		75-130	6		25
Trichlorofluoromethane	96		100		62-150	4		20
1,2-Dichloroethane	83		85		70-130	2		20
1,1,1-Trichloroethane	92		95		67-130	3		20
Bromodichloromethane	87		92		67-130	6		20
trans-1,3-Dichloropropene	85		88		70-130	3		20
cis-1,3-Dichloropropene	89		93		70-130	4		20
1,1-Dichloropropene	89		91		70-130	2		20
Bromoform	86		93		54-136	8		20
1,1,2,2-Tetrachloroethane	83		89		67-130	7		20
Benzene	90		95		70-130	5		25
Toluene	88		91		70-130	3		25
Ethylbenzene	85		90		70-130	6		20
Chloromethane	74		78		64-130	5		20
Bromomethane	64		60		39-139	6		20

Lab Control Sample Analysis

Batch Quality Control

Project Name: TROY MILLS LANDFILL SUPERFUND

Project Number: 04.0190987.09

Lab Number: L2017761

Report Date: 05/18/20

Parameter	LCS %Recovery	Qual	LCSD %Recovery	Qual	%Recovery Limits	RPD	Qual	RPD Limits
Volatile Organics by GC/MS - Westborough Lab Associated sample(s): 01-04 Batch: WG1366811-3 WG1366811-4								
Vinyl chloride	100		100		55-140	0		20
Chloroethane	93		97		55-138	4		20
1,1-Dichloroethene	94		97		61-145	3		25
trans-1,2-Dichloroethene	91		96		70-130	5		20
Trichloroethene	94		99		70-130	5		25
1,2-Dichlorobenzene	83		88		70-130	6		20
1,3-Dichlorobenzene	87		90		70-130	3		20
1,4-Dichlorobenzene	86		90		70-130	5		20
Methyl tert butyl ether	80		84		63-130	5		20
p/m-Xylene	85		90		70-130	6		20
o-Xylene	85		90		70-130	6		20
cis-1,2-Dichloroethene	93		98		70-130	5		20
Dibromomethane	91		93		70-130	2		20
1,2,3-Trichloropropane	87		78		64-130	11		20
Styrene	85		90		70-130	6		20
Dichlorodifluoromethane	130		140		36-147	7		20
Acetone	80		68		58-148	16		20
Carbon disulfide	89		95		51-130	7		20
2-Butanone	74		76		63-138	3		20
4-Methyl-2-pentanone	77		82		59-130	6		20
2-Hexanone	68		71		57-130	4		20
Bromochloromethane	100		100		70-130	0		20
Tetrahydrofuran	69		74		58-130	7		20

Lab Control Sample Analysis

Batch Quality Control

Project Name: TROY MILLS LANDFILL SUPERFUND

Project Number: 04.0190987.09

Lab Number: L2017761

Report Date: 05/18/20

Parameter	LCS %Recovery	Qual	LCSD %Recovery	Qual	%Recovery Limits	RPD	Qual	RPD Limits
Volatile Organics by GC/MS - Westborough Lab Associated sample(s): 01-04 Batch: WG1366811-3 WG1366811-4								
2,2-Dichloropropane	99		100		63-133	1		20
1,2-Dibromoethane	86		89		70-130	3		20
1,1,1,2-Tetrachloroethane	88		94		64-130	7		20
Bromobenzene	92		95		70-130	3		20
n-Butylbenzene	81		88		53-136	8		20
sec-Butylbenzene	84		89		70-130	6		20
tert-Butylbenzene	85		90		70-130	6		20
o-Chlorotoluene	84		90		70-130	7		20
p-Chlorotoluene	86		89		70-130	3		20
1,2-Dibromo-3-chloropropane	80		83		41-144	4		20
Hexachlorobutadiene	88		96		63-130	9		20
Isopropylbenzene	87		93		70-130	7		20
p-Isopropyltoluene	84		89		70-130	6		20
Naphthalene	71		77		70-130	8		20
n-Propylbenzene	85		92		69-130	8		20
1,2,3-Trichlorobenzene	70		80		70-130	13		20
1,2,4-Trichlorobenzene	78		85		70-130	9		20
1,3,5-Trimethylbenzene	84		89		64-130	6		20
1,3,5-Trichlorobenzene	83		89		70-130	7		20
1,2,4-Trimethylbenzene	84		88		70-130	5		20
Ethyl ether	79		85		59-134	7		20
Isopropyl Ether	78		82		70-130	5		20
Tert-Butyl Alcohol	84		88		70-130	5		20

Lab Control Sample Analysis

Batch Quality Control

Project Name: TROY MILLS LANDFILL SUPERFUND

Project Number: 04.0190987.09

Lab Number: L2017761

Report Date: 05/18/20

Parameter	LCS %Recovery	Qual	LCSD %Recovery	Qual	%Recovery Limits	RPD	Qual	RPD Limits
Volatile Organics by GC/MS - Westborough Lab Associated sample(s): 01-04 Batch: WG1366811-3 WG1366811-4								
Ethyl-Tert-Butyl-Ether	83		87		70-130	5		20
Tertiary-Amyl Methyl Ether	83		86		66-130	4		20
1,4-Dioxane	120		134		56-162	11		20

Surrogate	LCS %Recovery	Qual	LCSD %Recovery	Qual	Acceptance Criteria
1,2-Dichloroethane-d4	91		91		70-130
Toluene-d8	98		97		70-130
4-Bromofluorobenzene	103		102		70-130
Dibromofluoromethane	101		102		70-130

SEMIVOLATILES

Project Name: TROY MILLS LANDFILL SUPERFUND **Lab Number:** L2017761

Project Number: 04.0190987.09 **Report Date:** 05/18/20

SAMPLE RESULTS

Lab ID: L2017761-02
Client ID: TRY_MW-204
Sample Location: TROY, NH

Date Collected: 04/27/20 11:45
Date Received: 04/29/20
Field Prep: Not Specified

Sample Depth:
Matrix: Water
Analytical Method: 1,8270D
Analytical Date: 05/04/20 18:20
Analyst: JG

Extraction Method: EPA 3510C
Extraction Date: 05/01/20 08:53

Parameter	Result	Qualifier	Units	RL	MDL	Dilution Factor
Semivolatile Organics by GC/MS - Westborough Lab						
Benzidine	ND		ug/l	20	--	1
1,2,4-Trichlorobenzene	ND		ug/l	5.0	--	1
Bis(2-chloroethyl)ether	ND		ug/l	2.0	--	1
1,2-Dichlorobenzene	ND		ug/l	2.0	--	1
1,3-Dichlorobenzene	ND		ug/l	2.0	--	1
1,4-Dichlorobenzene	ND		ug/l	2.0	--	1
3,3'-Dichlorobenzidine	ND		ug/l	5.0	--	1
2,4-Dinitrotoluene	ND		ug/l	5.0	--	1
2,6-Dinitrotoluene	ND		ug/l	5.0	--	1
Azobenzene	ND		ug/l	2.0	--	1
4-Chlorophenyl phenyl ether	ND		ug/l	2.0	--	1
4-Bromophenyl phenyl ether	ND		ug/l	2.0	--	1
Bis(2-chloroisopropyl)ether	ND		ug/l	2.0	--	1
Bis(2-chloroethoxy)methane	ND		ug/l	5.0	--	1
Hexachlorocyclopentadiene	ND		ug/l	20	--	1
Isophorone	ND		ug/l	5.0	--	1
Nitrobenzene	ND		ug/l	2.0	--	1
NDPA/DPA	ND		ug/l	2.0	--	1
n-Nitrosodi-n-propylamine	ND		ug/l	5.0	--	1
Bis(2-ethylhexyl)phthalate	17.		ug/l	3.0	--	1
Butyl benzyl phthalate	ND		ug/l	5.0	--	1
Di-n-butylphthalate	ND		ug/l	5.0	--	1
Di-n-octylphthalate	ND		ug/l	5.0	--	1
Diethyl phthalate	ND		ug/l	5.0	--	1
Dimethyl phthalate	ND		ug/l	5.0	--	1
Biphenyl	ND		ug/l	2.0	--	1
Aniline	ND		ug/l	2.0	--	1
4-Chloroaniline	ND		ug/l	5.0	--	1

Project Name: TROY MILLS LANDFILL SUPERFUND **Lab Number:** L2017761

Project Number: 04.0190987.09 **Report Date:** 05/18/20

SAMPLE RESULTS

Lab ID: L2017761-02 Date Collected: 04/27/20 11:45

Client ID: TRY_MW-204 Date Received: 04/29/20

Sample Location: TROY, NH Field Prep: Not Specified

Sample Depth:

Parameter	Result	Qualifier	Units	RL	MDL	Dilution Factor
Semivolatile Organics by GC/MS - Westborough Lab						
2-Nitroaniline	ND		ug/l	5.0	--	1
3-Nitroaniline	ND		ug/l	5.0	--	1
4-Nitroaniline	ND		ug/l	5.0	--	1
Dibenzofuran	ND		ug/l	2.0	--	1
n-Nitrosodimethylamine	ND		ug/l	2.0	--	1
2,4,6-Trichlorophenol	ND		ug/l	5.0	--	1
p-Chloro-m-cresol	ND		ug/l	2.0	--	1
2-Chlorophenol	ND		ug/l	2.0	--	1
2,4-Dichlorophenol	ND		ug/l	5.0	--	1
2,4-Dimethylphenol	ND		ug/l	5.0	--	1
2-Nitrophenol	ND		ug/l	10	--	1
4-Nitrophenol	ND		ug/l	10	--	1
2,4-Dinitrophenol	ND		ug/l	20	--	1
4,6-Dinitro-o-cresol	ND		ug/l	10	--	1
Phenol	ND		ug/l	5.0	--	1
2-Methylphenol	ND		ug/l	5.0	--	1
3-Methylphenol/4-Methylphenol	ND		ug/l	5.0	--	1
2,4,5-Trichlorophenol	ND		ug/l	5.0	--	1
Benzoic Acid	ND		ug/l	50	--	1
Benzyl Alcohol	ND		ug/l	2.0	--	1
Carbazole	ND		ug/l	2.0	--	1
Pyridine	ND		ug/l	3.5	--	1

Surrogate	% Recovery	Qualifier	Acceptance Criteria
2-Fluorophenol	60		21-120
Phenol-d6	64		10-120
Nitrobenzene-d5	89		23-120
2-Fluorobiphenyl	84		15-120
2,4,6-Tribromophenol	50		10-120
4-Terphenyl-d14	104		41-149

Project Name: TROY MILLS LANDFILL SUPERFUND **Lab Number:** L2017761

Project Number: 04.0190987.09 **Report Date:** 05/18/20

SAMPLE RESULTS

Lab ID: L2017761-02
Client ID: TRY_MW-204
Sample Location: TROY, NH

Date Collected: 04/27/20 11:45
Date Received: 04/29/20
Field Prep: Not Specified

Sample Depth:
Matrix: Water
Analytical Method: 1,8270D-SIM
Analytical Date: 05/02/20 19:24
Analyst: DV

Extraction Method: EPA 3510C
Extraction Date: 05/01/20 08:50

Parameter	Result	Qualifier	Units	RL	MDL	Dilution Factor
Semivolatile Organics by GC/MS-SIM - Westborough Lab						
Acenaphthene	ND		ug/l	0.10	--	1
2-Chloronaphthalene	ND		ug/l	0.20	--	1
Fluoranthene	ND		ug/l	0.10	--	1
Hexachlorobutadiene	ND		ug/l	0.50	--	1
Naphthalene	0.13		ug/l	0.10	--	1
Benzo(a)anthracene	ND		ug/l	0.10	--	1
Benzo(a)pyrene	ND		ug/l	0.10	--	1
Benzo(b)fluoranthene	ND		ug/l	0.10	--	1
Benzo(k)fluoranthene	ND		ug/l	0.10	--	1
Chrysene	ND		ug/l	0.10	--	1
Acenaphthylene	ND		ug/l	0.10	--	1
Anthracene	ND		ug/l	0.10	--	1
Benzo(ghi)perylene	ND		ug/l	0.10	--	1
Fluorene	ND		ug/l	0.10	--	1
Phenanthrene	ND		ug/l	0.10	--	1
Dibenzo(a,h)anthracene	ND		ug/l	0.10	--	1
Indeno(1,2,3-cd)pyrene	ND		ug/l	0.10	--	1
Pyrene	ND		ug/l	0.10	--	1
1-Methylnaphthalene	ND		ug/l	0.10	--	1
2-Methylnaphthalene	ND		ug/l	0.10	--	1
Pentachlorophenol	ND		ug/l	0.80	--	1
Hexachlorobenzene	ND		ug/l	0.80	--	1
Hexachloroethane	ND		ug/l	0.80	--	1

Project Name: TROY MILLS LANDFILL SUPERFUND **Lab Number:** L2017761

Project Number: 04.0190987.09 **Report Date:** 05/18/20

SAMPLE RESULTS

Lab ID: L2017761-02 Date Collected: 04/27/20 11:45

Client ID: TRY_MW-204 Date Received: 04/29/20

Sample Location: TROY, NH Field Prep: Not Specified

Sample Depth:

Parameter	Result	Qualifier	Units	RL	MDL	Dilution Factor
Semivolatile Organics by GC/MS-SIM - Westborough Lab						

Surrogate	% Recovery	Qualifier	Acceptance Criteria
2-Fluorophenol	62		21-120
Phenol-d6	62		10-120
Nitrobenzene-d5	83		23-120
2-Fluorobiphenyl	81		15-120
2,4,6-Tribromophenol	85		10-120
4-Terphenyl-d14	123		41-149

Project Name: TROY MILLS LANDFILL SUPERFUND
Lab Number: L2017761
Project Number: 04.0190987.09
Report Date: 05/18/20

SAMPLE RESULTS

Lab ID: L2017761-02
Client ID: TRY_MW-204
Sample Location: TROY, NH

Date Collected: 04/27/20 11:45
Date Received: 04/29/20
Field Prep: Not Specified

Sample Depth:
Matrix: Water
Analytical Method: 1,8270D-SIM
Analytical Date: 05/04/20 15:55
Analyst: PS

Extraction Method: EPA 3510C
Extraction Date: 05/03/20 08:20

Parameter	Result	Qualifier	Units	RL	MDL	Dilution Factor
1,4 Dioxane by 8270D-SIM - Mansfield Lab						
1,4-Dioxane	ND		ug/l	0.144	--	1

Surrogate	% Recovery	Qualifier	Acceptance Criteria
1,4-Dioxane-d8	50		15-110

Project Name: TROY MILLS LANDFILL SUPERFUND **Lab Number:** L2017761

Project Number: 04.0190987.09 **Report Date:** 05/18/20

SAMPLE RESULTS

Lab ID: L2017761-03
Client ID: TRY_MW-101D
Sample Location: TROY, NH

Date Collected: 04/27/20 14:35
Date Received: 04/29/20
Field Prep: Not Specified

Sample Depth:
Matrix: Water
Analytical Method: 1,8270D
Analytical Date: 05/04/20 18:44
Analyst: JG

Extraction Method: EPA 3510C
Extraction Date: 05/01/20 08:53

Parameter	Result	Qualifier	Units	RL	MDL	Dilution Factor
Semivolatile Organics by GC/MS - Westborough Lab						
Benzidine	ND		ug/l	20	--	1
1,2,4-Trichlorobenzene	ND		ug/l	5.0	--	1
Bis(2-chloroethyl)ether	ND		ug/l	2.0	--	1
1,2-Dichlorobenzene	ND		ug/l	2.0	--	1
1,3-Dichlorobenzene	ND		ug/l	2.0	--	1
1,4-Dichlorobenzene	ND		ug/l	2.0	--	1
3,3'-Dichlorobenzidine	ND		ug/l	5.0	--	1
2,4-Dinitrotoluene	ND		ug/l	5.0	--	1
2,6-Dinitrotoluene	ND		ug/l	5.0	--	1
Azobenzene	ND		ug/l	2.0	--	1
4-Chlorophenyl phenyl ether	ND		ug/l	2.0	--	1
4-Bromophenyl phenyl ether	ND		ug/l	2.0	--	1
Bis(2-chloroisopropyl)ether	ND		ug/l	2.0	--	1
Bis(2-chloroethoxy)methane	ND		ug/l	5.0	--	1
Hexachlorocyclopentadiene	ND		ug/l	20	--	1
Isophorone	ND		ug/l	5.0	--	1
Nitrobenzene	ND		ug/l	2.0	--	1
NDPA/DPA	ND		ug/l	2.0	--	1
n-Nitrosodi-n-propylamine	ND		ug/l	5.0	--	1
Bis(2-ethylhexyl)phthalate	ND		ug/l	3.0	--	1
Butyl benzyl phthalate	ND		ug/l	5.0	--	1
Di-n-butylphthalate	ND		ug/l	5.0	--	1
Di-n-octylphthalate	ND		ug/l	5.0	--	1
Diethyl phthalate	ND		ug/l	5.0	--	1
Dimethyl phthalate	ND		ug/l	5.0	--	1
Biphenyl	ND		ug/l	2.0	--	1
Aniline	ND		ug/l	2.0	--	1
4-Chloroaniline	ND		ug/l	5.0	--	1

Project Name: TROY MILLS LANDFILL SUPERFUND **Lab Number:** L2017761

Project Number: 04.0190987.09 **Report Date:** 05/18/20

SAMPLE RESULTS

Lab ID: L2017761-03 Date Collected: 04/27/20 14:35

Client ID: TRY_MW-101D Date Received: 04/29/20

Sample Location: TROY, NH Field Prep: Not Specified

Sample Depth:

Parameter	Result	Qualifier	Units	RL	MDL	Dilution Factor
Semivolatile Organics by GC/MS - Westborough Lab						
2-Nitroaniline	ND		ug/l	5.0	--	1
3-Nitroaniline	ND		ug/l	5.0	--	1
4-Nitroaniline	ND		ug/l	5.0	--	1
Dibenzofuran	ND		ug/l	2.0	--	1
n-Nitrosodimethylamine	ND		ug/l	2.0	--	1
2,4,6-Trichlorophenol	ND		ug/l	5.0	--	1
p-Chloro-m-cresol	ND		ug/l	2.0	--	1
2-Chlorophenol	ND		ug/l	2.0	--	1
2,4-Dichlorophenol	ND		ug/l	5.0	--	1
2,4-Dimethylphenol	ND		ug/l	5.0	--	1
2-Nitrophenol	ND		ug/l	10	--	1
4-Nitrophenol	ND		ug/l	10	--	1
2,4-Dinitrophenol	ND		ug/l	20	--	1
4,6-Dinitro-o-cresol	ND		ug/l	10	--	1
Phenol	ND		ug/l	5.0	--	1
2-Methylphenol	ND		ug/l	5.0	--	1
3-Methylphenol/4-Methylphenol	ND		ug/l	5.0	--	1
2,4,5-Trichlorophenol	ND		ug/l	5.0	--	1
Benzoic Acid	ND		ug/l	50	--	1
Benzyl Alcohol	ND		ug/l	2.0	--	1
Carbazole	ND		ug/l	2.0	--	1
Pyridine	ND		ug/l	3.5	--	1

Surrogate	% Recovery	Qualifier	Acceptance Criteria
2-Fluorophenol	56		21-120
Phenol-d6	51		10-120
Nitrobenzene-d5	72		23-120
2-Fluorobiphenyl	69		15-120
2,4,6-Tribromophenol	65		10-120
4-Terphenyl-d14	97		41-149

Project Name: TROY MILLS LANDFILL SUPERFUND **Lab Number:** L2017761

Project Number: 04.0190987.09 **Report Date:** 05/18/20

SAMPLE RESULTS

Lab ID: L2017761-03
Client ID: TRY_MW-101D
Sample Location: TROY, NH

Date Collected: 04/27/20 14:35
Date Received: 04/29/20
Field Prep: Not Specified

Sample Depth:
Matrix: Water
Analytical Method: 1,8270D-SIM
Analytical Date: 05/02/20 19:41
Analyst: DV

Extraction Method: EPA 3510C
Extraction Date: 05/01/20 08:50

Parameter	Result	Qualifier	Units	RL	MDL	Dilution Factor
Semivolatile Organics by GC/MS-SIM - Westborough Lab						
Acenaphthene	ND		ug/l	0.10	--	1
2-Chloronaphthalene	ND		ug/l	0.20	--	1
Fluoranthene	ND		ug/l	0.10	--	1
Hexachlorobutadiene	ND		ug/l	0.50	--	1
Naphthalene	ND		ug/l	0.10	--	1
Benzo(a)anthracene	ND		ug/l	0.10	--	1
Benzo(a)pyrene	ND		ug/l	0.10	--	1
Benzo(b)fluoranthene	ND		ug/l	0.10	--	1
Benzo(k)fluoranthene	ND		ug/l	0.10	--	1
Chrysene	ND		ug/l	0.10	--	1
Acenaphthylene	ND		ug/l	0.10	--	1
Anthracene	ND		ug/l	0.10	--	1
Benzo(ghi)perylene	ND		ug/l	0.10	--	1
Fluorene	ND		ug/l	0.10	--	1
Phenanthrene	ND		ug/l	0.10	--	1
Dibenzo(a,h)anthracene	ND		ug/l	0.10	--	1
Indeno(1,2,3-cd)pyrene	ND		ug/l	0.10	--	1
Pyrene	ND		ug/l	0.10	--	1
1-Methylnaphthalene	ND		ug/l	0.10	--	1
2-Methylnaphthalene	ND		ug/l	0.10	--	1
Pentachlorophenol	ND		ug/l	0.80	--	1
Hexachlorobenzene	ND		ug/l	0.80	--	1
Hexachloroethane	ND		ug/l	0.80	--	1

Project Name: TROY MILLS LANDFILL SUPERFUND **Lab Number:** L2017761

Project Number: 04.0190987.09 **Report Date:** 05/18/20

SAMPLE RESULTS

Lab ID: L2017761-03 Date Collected: 04/27/20 14:35

Client ID: TRY_MW-101D Date Received: 04/29/20

Sample Location: TROY, NH Field Prep: Not Specified

Sample Depth:

Parameter	Result	Qualifier	Units	RL	MDL	Dilution Factor
Semivolatile Organics by GC/MS-SIM - Westborough Lab						

Surrogate	% Recovery	Qualifier	Acceptance Criteria
2-Fluorophenol	50		21-120
Phenol-d6	47		10-120
Nitrobenzene-d5	66		23-120
2-Fluorobiphenyl	68		15-120
2,4,6-Tribromophenol	97		10-120
4-Terphenyl-d14	100		41-149

Project Name: TROY MILLS LANDFILL SUPERFUND
Lab Number: L2017761
Project Number: 04.0190987.09
Report Date: 05/18/20

SAMPLE RESULTS

Lab ID: L2017761-03
Client ID: TRY_MW-101D
Sample Location: TROY, NH

Date Collected: 04/27/20 14:35
Date Received: 04/29/20
Field Prep: Not Specified

Sample Depth:
Matrix: Water
Analytical Method: 1,8270D-SIM
Analytical Date: 05/04/20 16:23
Analyst: PS

Extraction Method: EPA 3510C
Extraction Date: 05/03/20 08:20

Parameter	Result	Qualifier	Units	RL	MDL	Dilution Factor
1,4 Dioxane by 8270D-SIM - Mansfield Lab						
1,4-Dioxane	0.186		ug/l	0.144	--	1

Surrogate	% Recovery	Qualifier	Acceptance Criteria
1,4-Dioxane-d8	44		15-110

Project Name: TROY MILLS LANDFILL SUPERFUND **Lab Number:** L2017761

Project Number: 04.0190987.09 **Report Date:** 05/18/20

SAMPLE RESULTS

Lab ID: L2017761-04
Client ID: TRY_MW-205
Sample Location: TROY, NH

Date Collected: 04/28/20 09:40
Date Received: 04/29/20
Field Prep: Not Specified

Sample Depth:
Matrix: Water
Analytical Method: 1,8270D
Analytical Date: 05/04/20 19:08
Analyst: JG

Extraction Method: EPA 3510C
Extraction Date: 05/01/20 08:53

Parameter	Result	Qualifier	Units	RL	MDL	Dilution Factor
Semivolatile Organics by GC/MS - Westborough Lab						
Benzidine	ND		ug/l	20	--	1
1,2,4-Trichlorobenzene	ND		ug/l	5.0	--	1
Bis(2-chloroethyl)ether	ND		ug/l	2.0	--	1
1,2-Dichlorobenzene	ND		ug/l	2.0	--	1
1,3-Dichlorobenzene	ND		ug/l	2.0	--	1
1,4-Dichlorobenzene	ND		ug/l	2.0	--	1
3,3'-Dichlorobenzidine	ND		ug/l	5.0	--	1
2,4-Dinitrotoluene	ND		ug/l	5.0	--	1
2,6-Dinitrotoluene	ND		ug/l	5.0	--	1
Azobenzene	ND		ug/l	2.0	--	1
4-Chlorophenyl phenyl ether	ND		ug/l	2.0	--	1
4-Bromophenyl phenyl ether	ND		ug/l	2.0	--	1
Bis(2-chloroisopropyl)ether	ND		ug/l	2.0	--	1
Bis(2-chloroethoxy)methane	ND		ug/l	5.0	--	1
Hexachlorocyclopentadiene	ND		ug/l	20	--	1
Isophorone	ND		ug/l	5.0	--	1
Nitrobenzene	ND		ug/l	2.0	--	1
NDPA/DPA	ND		ug/l	2.0	--	1
n-Nitrosodi-n-propylamine	ND		ug/l	5.0	--	1
Bis(2-ethylhexyl)phthalate	3.6		ug/l	3.0	--	1
Butyl benzyl phthalate	ND		ug/l	5.0	--	1
Di-n-butylphthalate	ND		ug/l	5.0	--	1
Di-n-octylphthalate	ND		ug/l	5.0	--	1
Diethyl phthalate	ND		ug/l	5.0	--	1
Dimethyl phthalate	ND		ug/l	5.0	--	1
Biphenyl	ND		ug/l	2.0	--	1
Aniline	ND		ug/l	2.0	--	1
4-Chloroaniline	ND		ug/l	5.0	--	1

Project Name: TROY MILLS LANDFILL SUPERFUND **Lab Number:** L2017761

Project Number: 04.0190987.09 **Report Date:** 05/18/20

SAMPLE RESULTS

Lab ID: L2017761-04 Date Collected: 04/28/20 09:40

Client ID: TRY_MW-205 Date Received: 04/29/20

Sample Location: TROY, NH Field Prep: Not Specified

Sample Depth:

Parameter	Result	Qualifier	Units	RL	MDL	Dilution Factor
Semivolatile Organics by GC/MS - Westborough Lab						
2-Nitroaniline	ND		ug/l	5.0	--	1
3-Nitroaniline	ND		ug/l	5.0	--	1
4-Nitroaniline	ND		ug/l	5.0	--	1
Dibenzofuran	ND		ug/l	2.0	--	1
n-Nitrosodimethylamine	ND		ug/l	2.0	--	1
2,4,6-Trichlorophenol	ND		ug/l	5.0	--	1
p-Chloro-m-cresol	3.0		ug/l	2.0	--	1
2-Chlorophenol	ND		ug/l	2.0	--	1
2,4-Dichlorophenol	ND		ug/l	5.0	--	1
2,4-Dimethylphenol	ND		ug/l	5.0	--	1
2-Nitrophenol	ND		ug/l	10	--	1
4-Nitrophenol	ND		ug/l	10	--	1
2,4-Dinitrophenol	ND		ug/l	20	--	1
4,6-Dinitro-o-cresol	ND		ug/l	10	--	1
Phenol	ND		ug/l	5.0	--	1
2-Methylphenol	ND		ug/l	5.0	--	1
3-Methylphenol/4-Methylphenol	ND		ug/l	5.0	--	1
2,4,5-Trichlorophenol	ND		ug/l	5.0	--	1
Benzoic Acid	ND		ug/l	50	--	1
Benzyl Alcohol	ND		ug/l	2.0	--	1
Carbazole	ND		ug/l	2.0	--	1
Pyridine	ND		ug/l	3.5	--	1

Surrogate	% Recovery	Qualifier	Acceptance Criteria
2-Fluorophenol	70		21-120
Phenol-d6	62		10-120
Nitrobenzene-d5	91		23-120
2-Fluorobiphenyl	78		15-120
2,4,6-Tribromophenol	80		10-120
4-Terphenyl-d14	103		41-149

Project Name: TROY MILLS LANDFILL SUPERFUND **Lab Number:** L2017761

Project Number: 04.0190987.09 **Report Date:** 05/18/20

SAMPLE RESULTS

Lab ID: L2017761-04
Client ID: TRY_MW-205
Sample Location: TROY, NH

Date Collected: 04/28/20 09:40
Date Received: 04/29/20
Field Prep: Not Specified

Sample Depth:
Matrix: Water
Analytical Method: 1,8270D-SIM
Analytical Date: 05/02/20 19:58
Analyst: DV

Extraction Method: EPA 3510C
Extraction Date: 05/01/20 08:50

Parameter	Result	Qualifier	Units	RL	MDL	Dilution Factor
Semivolatile Organics by GC/MS-SIM - Westborough Lab						
Acenaphthene	ND		ug/l	0.10	--	1
2-Chloronaphthalene	ND		ug/l	0.20	--	1
Fluoranthene	ND		ug/l	0.10	--	1
Hexachlorobutadiene	ND		ug/l	0.50	--	1
Naphthalene	24		ug/l	0.10	--	1
Benzo(a)anthracene	ND		ug/l	0.10	--	1
Benzo(a)pyrene	ND		ug/l	0.10	--	1
Benzo(b)fluoranthene	ND		ug/l	0.10	--	1
Benzo(k)fluoranthene	ND		ug/l	0.10	--	1
Chrysene	ND		ug/l	0.10	--	1
Acenaphthylene	ND		ug/l	0.10	--	1
Anthracene	ND		ug/l	0.10	--	1
Benzo(ghi)perylene	ND		ug/l	0.10	--	1
Fluorene	ND		ug/l	0.10	--	1
Phenanthrene	ND		ug/l	0.10	--	1
Dibenzo(a,h)anthracene	ND		ug/l	0.10	--	1
Indeno(1,2,3-cd)pyrene	ND		ug/l	0.10	--	1
Pyrene	ND		ug/l	0.10	--	1
1-Methylnaphthalene	1.3		ug/l	0.10	--	1
2-Methylnaphthalene	2.6		ug/l	0.10	--	1
Pentachlorophenol	ND		ug/l	0.80	--	1
Hexachlorobenzene	ND		ug/l	0.80	--	1
Hexachloroethane	ND		ug/l	0.80	--	1

Project Name: TROY MILLS LANDFILL SUPERFUND **Lab Number:** L2017761

Project Number: 04.0190987.09 **Report Date:** 05/18/20

SAMPLE RESULTS

Lab ID: L2017761-04 Date Collected: 04/28/20 09:40

Client ID: TRY_MW-205 Date Received: 04/29/20

Sample Location: TROY, NH Field Prep: Not Specified

Sample Depth:

Parameter	Result	Qualifier	Units	RL	MDL	Dilution Factor
Semivolatile Organics by GC/MS-SIM - Westborough Lab						

Surrogate	% Recovery	Qualifier	Acceptance Criteria
2-Fluorophenol	66		21-120
Phenol-d6	60		10-120
Nitrobenzene-d5	85		23-120
2-Fluorobiphenyl	80		15-120
2,4,6-Tribromophenol	100		10-120
4-Terphenyl-d14	110		41-149

Project Name: TROY MILLS LANDFILL SUPERFUND
Lab Number: L2017761
Project Number: 04.0190987.09
Report Date: 05/18/20

SAMPLE RESULTS

Lab ID: L2017761-04
Client ID: TRY_MW-205
Sample Location: TROY, NH

Date Collected: 04/28/20 09:40
Date Received: 04/29/20
Field Prep: Not Specified

Sample Depth:
Matrix: Water
Analytical Method: 1,8270D-SIM
Analytical Date: 05/04/20 16:51
Analyst: PS

Extraction Method: EPA 3510C
Extraction Date: 05/03/20 08:20

Parameter	Result	Qualifier	Units	RL	MDL	Dilution Factor
1,4 Dioxane by 8270D-SIM - Mansfield Lab						
1,4-Dioxane	ND		ug/l	0.144	--	1

Surrogate	% Recovery	Qualifier	Acceptance Criteria
1,4-Dioxane-d8	52		15-110

Project Name: TROY MILLS LANDFILL SUPERFUND **Lab Number:** L2017761

Project Number: 04.0190987.09 **Report Date:** 05/18/20

Method Blank Analysis
Batch Quality Control

Analytical Method: 1,8270D
Analytical Date: 05/01/20 08:35
Analyst: SZ

Extraction Method: EPA 3510C
Extraction Date: 04/30/20 16:02

Parameter	Result	Qualifier	Units	RL	MDL
Semivolatile Organics by GC/MS - Westborough Lab for sample(s): 02-04 Batch: WG1366160-1					
Acenaphthene	ND		ug/l	2.0	--
Benzidine	ND		ug/l	20	--
1,2,4-Trichlorobenzene	ND		ug/l	5.0	--
Hexachlorobenzene	ND		ug/l	2.0	--
Bis(2-chloroethyl)ether	ND		ug/l	2.0	--
2-Chloronaphthalene	ND		ug/l	2.0	--
1,2-Dichlorobenzene	ND		ug/l	2.0	--
1,3-Dichlorobenzene	ND		ug/l	2.0	--
1,4-Dichlorobenzene	ND		ug/l	2.0	--
3,3'-Dichlorobenzidine	ND		ug/l	5.0	--
2,4-Dinitrotoluene	ND		ug/l	5.0	--
2,6-Dinitrotoluene	ND		ug/l	5.0	--
Azobenzene	ND		ug/l	2.0	--
Fluoranthene	ND		ug/l	2.0	--
4-Chlorophenyl phenyl ether	ND		ug/l	2.0	--
4-Bromophenyl phenyl ether	ND		ug/l	2.0	--
Bis(2-chloroisopropyl)ether	ND		ug/l	2.0	--
Bis(2-chloroethoxy)methane	ND		ug/l	5.0	--
Hexachlorobutadiene	ND		ug/l	2.0	--
Hexachlorocyclopentadiene	ND		ug/l	20	--
Hexachloroethane	ND		ug/l	2.0	--
Isophorone	ND		ug/l	5.0	--
Naphthalene	ND		ug/l	2.0	--
Nitrobenzene	ND		ug/l	2.0	--
NDPA/DPA	ND		ug/l	2.0	--
n-Nitrosodi-n-propylamine	ND		ug/l	5.0	--
Bis(2-ethylhexyl)phthalate	ND		ug/l	3.0	--
Butyl benzyl phthalate	ND		ug/l	5.0	--
Di-n-butylphthalate	ND		ug/l	5.0	--

Project Name: TROY MILLS LANDFILL SUPERFUND **Lab Number:** L2017761

Project Number: 04.0190987.09 **Report Date:** 05/18/20

Method Blank Analysis
Batch Quality Control

Analytical Method: 1,8270D
Analytical Date: 05/01/20 08:35
Analyst: SZ

Extraction Method: EPA 3510C
Extraction Date: 04/30/20 16:02

Parameter	Result	Qualifier	Units	RL	MDL
Semivolatile Organics by GC/MS - Westborough Lab for sample(s): 02-04 Batch: WG1366160-1					
Di-n-octylphthalate	ND		ug/l	5.0	--
Diethyl phthalate	ND		ug/l	5.0	--
Dimethyl phthalate	ND		ug/l	5.0	--
Benzo(a)anthracene	ND		ug/l	2.0	--
Benzo(a)pyrene	ND		ug/l	2.0	--
Benzo(b)fluoranthene	ND		ug/l	2.0	--
Benzo(k)fluoranthene	ND		ug/l	2.0	--
Chrysene	ND		ug/l	2.0	--
Acenaphthylene	ND		ug/l	2.0	--
Anthracene	ND		ug/l	2.0	--
Benzo(ghi)perylene	ND		ug/l	2.0	--
Fluorene	ND		ug/l	2.0	--
Phenanthrene	ND		ug/l	2.0	--
Dibenzo(a,h)anthracene	ND		ug/l	2.0	--
Indeno(1,2,3-cd)pyrene	ND		ug/l	2.0	--
Pyrene	ND		ug/l	2.0	--
Biphenyl	ND		ug/l	2.0	--
Aniline	ND		ug/l	2.0	--
4-Chloroaniline	ND		ug/l	5.0	--
1-Methylnaphthalene	ND		ug/l	2.0	--
2-Nitroaniline	ND		ug/l	5.0	--
3-Nitroaniline	ND		ug/l	5.0	--
4-Nitroaniline	ND		ug/l	5.0	--
Dibenzofuran	ND		ug/l	2.0	--
2-Methylnaphthalene	ND		ug/l	2.0	--
n-Nitrosodimethylamine	ND		ug/l	2.0	--
2,4,6-Trichlorophenol	ND		ug/l	5.0	--
p-Chloro-m-cresol	ND		ug/l	2.0	--
2-Chlorophenol	ND		ug/l	2.0	--

Project Name: TROY MILLS LANDFILL SUPERFUND **Lab Number:** L2017761

Project Number: 04.0190987.09 **Report Date:** 05/18/20

Method Blank Analysis
Batch Quality Control

Analytical Method: 1,8270D
Analytical Date: 05/01/20 08:35
Analyst: SZ

Extraction Method: EPA 3510C
Extraction Date: 04/30/20 16:02

Parameter	Result	Qualifier	Units	RL	MDL
Semivolatile Organics by GC/MS - Westborough Lab for sample(s): 02-04 Batch: WG1366160-1					
2,4-Dichlorophenol	ND		ug/l	5.0	--
2,4-Dimethylphenol	ND		ug/l	5.0	--
2-Nitrophenol	ND		ug/l	10	--
4-Nitrophenol	ND		ug/l	10	--
2,4-Dinitrophenol	ND		ug/l	20	--
4,6-Dinitro-o-cresol	ND		ug/l	10	--
Pentachlorophenol	ND		ug/l	10	--
Phenol	ND		ug/l	5.0	--
2-Methylphenol	ND		ug/l	5.0	--
3-Methylphenol/4-Methylphenol	ND		ug/l	5.0	--
2,4,5-Trichlorophenol	ND		ug/l	5.0	--
Benzoic Acid	ND		ug/l	50	--
Benzyl Alcohol	ND		ug/l	2.0	--
Carbazole	ND		ug/l	2.0	--
Pyridine	ND		ug/l	3.5	--

Surrogate	%Recovery	Qualifier	Acceptance Criteria
2-Fluorophenol	50		21-120
Phenol-d6	41		10-120
Nitrobenzene-d5	56		23-120
2-Fluorobiphenyl	53		15-120
2,4,6-Tribromophenol	37		10-120
4-Terphenyl-d14	59		41-149

Project Name: TROY MILLS LANDFILL SUPERFUND **Lab Number:** L2017761

Project Number: 04.0190987.09 **Report Date:** 05/18/20

Method Blank Analysis
Batch Quality Control

Analytical Method: 1,8270D-SIM
Analytical Date: 05/01/20 22:22
Analyst: DV

Extraction Method: EPA 3510C
Extraction Date: 04/30/20 16:07

Parameter	Result	Qualifier	Units	RL	MDL
Semivolatile Organics by GC/MS-SIM - Westborough Lab for sample(s): 02-04 Batch: WG1366161-1					
Acenaphthene	ND		ug/l	0.10	--
2-Chloronaphthalene	ND		ug/l	0.20	--
Fluoranthene	ND		ug/l	0.10	--
Hexachlorobutadiene	ND		ug/l	0.50	--
Naphthalene	ND		ug/l	0.10	--
Benzo(a)anthracene	ND		ug/l	0.10	--
Benzo(a)pyrene	ND		ug/l	0.10	--
Benzo(b)fluoranthene	ND		ug/l	0.10	--
Benzo(k)fluoranthene	ND		ug/l	0.10	--
Chrysene	ND		ug/l	0.10	--
Acenaphthylene	ND		ug/l	0.10	--
Anthracene	ND		ug/l	0.10	--
Benzo(ghi)perylene	ND		ug/l	0.10	--
Fluorene	ND		ug/l	0.10	--
Phenanthrene	ND		ug/l	0.10	--
Dibenzo(a,h)anthracene	ND		ug/l	0.10	--
Indeno(1,2,3-cd)pyrene	ND		ug/l	0.10	--
Pyrene	ND		ug/l	0.10	--
1-Methylnaphthalene	ND		ug/l	0.10	--
2-Methylnaphthalene	ND		ug/l	0.10	--
Pentachlorophenol	ND		ug/l	0.80	--
Hexachlorobenzene	ND		ug/l	0.80	--
Hexachloroethane	ND		ug/l	0.80	--

Project Name: TROY MILLS LANDFILL SUPERFUND
Project Number: 04.0190987.09
Lab Number: L2017761
Report Date: 05/18/20

Method Blank Analysis
Batch Quality Control

Analytical Method: 1,8270D-SIM
Analytical Date: 05/01/20 22:22
Analyst: DV

Extraction Method: EPA 3510C
Extraction Date: 04/30/20 16:07

Parameter	Result	Qualifier	Units	RL	MDL
Semivolatile Organics by GC/MS-SIM - Westborough Lab for sample(s): 02-04 Batch: WG1366161-1					

Surrogate	%Recovery	Qualifier	Acceptance Criteria
2-Fluorophenol	49		21-120
Phenol-d6	41		10-120
Nitrobenzene-d5	64		23-120
2-Fluorobiphenyl	57		15-120
2,4,6-Tribromophenol	64		10-120
4-Terphenyl-d14	72		41-149

Project Name: TROY MILLS LANDFILL SUPERFUND
Project Number: 04.0190987.09
Lab Number: L2017761
Report Date: 05/18/20

Method Blank Analysis
Batch Quality Control

Analytical Method: 1,8270D-SIM
Analytical Date: 05/04/20 11:45
Analyst: PS

Extraction Method: EPA 3510C
Extraction Date: 05/03/20 08:20

Parameter	Result	Qualifier	Units	RL	MDL
1,4 Dioxane by 8270D-SIM - Mansfield Lab for sample(s): 02-04 Batch: WG1366762-1					
1,4-Dioxane	ND		ug/l	0.150	--

Surrogate	%Recovery	Qualifier	Acceptance Criteria
1,4-Dioxane-d8	46		15-110

Lab Control Sample Analysis

Batch Quality Control

Project Name: TROY MILLS LANDFILL SUPERFUND

Project Number: 04.0190987.09

Lab Number: L2017761

Report Date: 05/18/20

Parameter	LCS %Recovery	Qual	LCSD %Recovery	Qual	%Recovery Limits	RPD	Qual	RPD Limits
Semivolatile Organics by GC/MS - Westborough Lab Associated sample(s): 02-04 Batch: WG1366160-2 WG1366160-3								
Acenaphthene	60		58		37-111	3		30
Benzidine	**0**	Q	**8**	Q	10-75	NC		30
1,2,4-Trichlorobenzene	58		59		39-98	2		30
Hexachlorobenzene	55		54		40-140	2		30
Bis(2-chloroethyl)ether	65		66		40-140	2		30
2-Chloronaphthalene	57		58		40-140	2		30
1,2-Dichlorobenzene	60		60		40-140	0		30
1,3-Dichlorobenzene	57		58		40-140	2		30
1,4-Dichlorobenzene	58		59		36-97	2		30
3,3'-Dichlorobenzidine	48		49		40-140	2		30
2,4-Dinitrotoluene	56		58		48-143	4		30
2,6-Dinitrotoluene	56		58		40-140	4		30
Azobenzene	68		66		40-140	3		30
Fluoranthene	64		62		40-140	3		30
4-Chlorophenyl phenyl ether	58		54		40-140	7		30
4-Bromophenyl phenyl ether	57		56		40-140	2		30
Bis(2-chloroisopropyl)ether	80		80		40-140	0		30
Bis(2-chloroethoxy)methane	66		68		40-140	3		30
Hexachlorobutadiene	52		50		40-140	4		30
Hexachlorocyclopentadiene	42		43		40-140	2		30
Hexachloroethane	62		62		40-140	0		30
Isophorone	68		71		40-140	4		30
Naphthalene	56		57		40-140	2		30

Lab Control Sample Analysis

Batch Quality Control

Project Name: TROY MILLS LANDFILL SUPERFUND

Project Number: 04.0190987.09

Lab Number: L2017761

Report Date: 05/18/20

Parameter	LCS %Recovery	Qual	LCSD %Recovery	Qual	%Recovery Limits	RPD	Qual	RPD Limits
Semivolatile Organics by GC/MS - Westborough Lab Associated sample(s): 02-04 Batch: WG1366160-2 WG1366160-3								
Nitrobenzene	66		70		40-140	6		30
NDPA/DPA	62		59		40-140	5		30
n-Nitrosodi-n-propylamine	71		73		29-132	3		30
Bis(2-ethylhexyl)phthalate	66		63		40-140	5		30
Butyl benzyl phthalate	64		66		40-140	3		30
Di-n-butylphthalate	66		59		40-140	11		30
Di-n-octylphthalate	65		62		40-140	5		30
Diethyl phthalate	64		62		40-140	3		30
Dimethyl phthalate	60		62		40-140	3		30
Benzo(a)anthracene	59		57		40-140	3		30
Benzo(a)pyrene	61		58		40-140	5		30
Benzo(b)fluoranthene	60		63		40-140	5		30
Benzo(k)fluoranthene	67		56		40-140	18		30
Chrysene	66		60		40-140	10		30
Acenaphthylene	57		59		45-123	3		30
Anthracene	66		63		40-140	5		30
Benzo(ghi)perylene	62		55		40-140	12		30
Fluorene	61		61		40-140	0		30
Phenanthrene	63		59		40-140	7		30
Dibenzo(a,h)anthracene	62		55		40-140	12		30
Indeno(1,2,3-cd)pyrene	58		54		40-140	7		30
Pyrene	62		61		26-127	2		30
Biphenyl	54		56		40-140	4		30

Lab Control Sample Analysis
Batch Quality Control

Project Name: TROY MILLS LANDFILL SUPERFUND
Project Number: 04.0190987.09

Lab Number: L2017761
Report Date: 05/18/20

Parameter	LCS %Recovery	Qual	LCSD %Recovery	Qual	%Recovery Limits	RPD	Qual	RPD Limits
Semivolatile Organics by GC/MS - Westborough Lab Associated sample(s): 02-04 Batch: WG1366160-2 WG1366160-3								
Aniline	**23**	Q	**33**	Q	40-140	**36**	Q	30
4-Chloroaniline	53		59		40-140	11		30
1-Methylnaphthalene	56		59		41-103	5		30
2-Nitroaniline	53		56		52-143	6		30
3-Nitroaniline	53		55		25-145	4		30
4-Nitroaniline	**48**	Q	**50**	Q	51-143	4		30
Dibenzofuran	60		58		40-140	3		30
2-Methylnaphthalene	57		56		40-140	2		30
n-Nitrosodimethylamine	48		51		22-74	6		30
2,4,6-Trichlorophenol	52		56		30-130	7		30
p-Chloro-m-cresol	63		63		23-97	0		30
2-Chlorophenol	61		63		27-123	3		30
2,4-Dichlorophenol	64		65		30-130	2		30
2,4-Dimethylphenol	46		52		30-130	12		30
2-Nitrophenol	58		59		30-130	2		30
4-Nitrophenol	61		60		10-80	2		30
2,4-Dinitrophenol	64		61		20-130	5		30
4,6-Dinitro-o-cresol	64		63		20-164	2		30
Pentachlorophenol	37		38		9-103	3		30
Phenol	45		48		12-110	6		30
2-Methylphenol	61		65		30-130	6		30
3-Methylphenol/4-Methylphenol	67		71		30-130	6		30
2,4,5-Trichlorophenol	58		58		30-130	0		30

Lab Control Sample Analysis

Batch Quality Control

Project Name: TROY MILLS LANDFILL SUPERFUND

Project Number: 04.0190987.09

Lab Number: L2017761

Report Date: 05/18/20

Parameter	LCS %Recovery	Qual	LCSD %Recovery	Qual	%Recovery Limits	RPD	Qual	RPD Limits
Semivolatile Organics by GC/MS - Westborough Lab Associated sample(s): 02-04 Batch: WG1366160-2 WG1366160-3								
Benzoic Acid	73		62		10-164	16		30
Benzyl Alcohol	60		63		26-116	5		30
Carbazole	65		62		55-144	5		30
Pyridine	14		24		10-66	**53**	Q	30

Surrogate	LCS %Recovery	Qual	LCSD %Recovery	Qual	Acceptance Criteria
2-Fluorophenol	53		54		21-120
Phenol-d6	46		49		10-120
Nitrobenzene-d5	62		63		23-120
2-Fluorobiphenyl	50		51		15-120
2,4,6-Tribromophenol	51		50		10-120
4-Terphenyl-d14	59		57		41-149

Lab Control Sample Analysis
Batch Quality Control

Project Name: TROY MILLS LANDFILL SUPERFUND
Project Number: 04.0190987.09

Lab Number: L2017761
Report Date: 05/18/20

Parameter	LCS %Recovery	Qual	LCSD %Recovery	Qual	%Recovery Limits	RPD	Qual	RPD Limits
Semivolatile Organics by GC/MS-SIM - Westborough Lab Associated sample(s): 02-04 Batch: WG1366161-2 WG1366161-3								
Acenaphthene	53		62		40-140	16		40
2-Chloronaphthalene	53		64		40-140	19		40
Fluoranthene	56		67		40-140	18		40
Hexachlorobutadiene	50		59		40-140	17		40
Naphthalene	51		60		40-140	16		40
Benzo(a)anthracene	58		68		40-140	16		40
Benzo(a)pyrene	60		71		40-140	17		40
Benzo(b)fluoranthene	59		70		40-140	17		40
Benzo(k)fluoranthene	58		68		40-140	16		40
Chrysene	53		62		40-140	16		40
Acenaphthylene	52		62		40-140	18		40
Anthracene	53		63		40-140	17		40
Benzo(ghi)perylene	56		64		40-140	13		40
Fluorene	56		65		40-140	15		40
Phenanthrene	53		61		40-140	14		40
Dibenzo(a,h)anthracene	58		68		40-140	16		40
Indeno(1,2,3-cd)pyrene	64		75		40-140	16		40
Pyrene	55		66		40-140	18		40
1-Methylnaphthalene	53		64		40-140	19		40
2-Methylnaphthalene	53		63		40-140	17		40
Pentachlorophenol	50		63		40-140	23		40
Hexachlorobenzene	55		65		40-140	17		40
Hexachloroethane	51		62		40-140	19		40

Lab Control Sample Analysis

Batch Quality Control

Project Name: TROY MILLS LANDFILL SUPERFUND

Project Number: 04.0190987.09

Lab Number: L2017761

Report Date: 05/18/20

Parameter	LCS %Recovery	Qual	LCSD %Recovery	Qual	%Recovery Limits	RPD	Qual	RPD Limits
Semivolatile Organics by GC/MS-SIM - Westborough Lab Associated sample(s): 02-04 Batch: WG1366161-2 WG1366161-3								

Surrogate	LCS %Recovery	Qual	LCSD %Recovery	Qual	Acceptance Criteria
2-Fluorophenol	49		57		21-120
Phenol-d6	41		49		10-120
Nitrobenzene-d5	59		71		23-120
2-Fluorobiphenyl	53		63		15-120
2,4,6-Tribromophenol	68		67		10-120
4-Terphenyl-d14	64		77		41-149

Lab Control Sample Analysis

Batch Quality Control

Project Name: TROY MILLS LANDFILL SUPERFUND

Project Number: 04.0190987.09

Lab Number: L2017761

Report Date: 05/18/20

Parameter	LCS %Recovery	Qual	LCSD %Recovery	Qual	%Recovery Limits	RPD	Qual	RPD Limits
1,4 Dioxane by 8270D-SIM - Mansfield Lab	Associated sample(s): 02-04		Batch: WG1366762-2 WG1366762-3					
1,4-Dioxane	115		116		40-140	1		30

Surrogate	LCS %Recovery	Qual	LCSD %Recovery	Qual	Acceptance Criteria
1,4-Dioxane-d8	46		49		15-110

METALS

Project Name: TROY MILLS LANDFILL SUPERFUND
Lab Number: L2017761
Project Number: 04.0190987.09
Report Date: 05/18/20

SAMPLE RESULTS

Lab ID: L2017761-02
Client ID: TRY_MW-204
Sample Location: TROY, NH
Date Collected: 04/27/20 11:45
Date Received: 04/29/20
Field Prep: Not Specified

Sample Depth:
Matrix: Water

Parameter	Result	Qualifier	Units	RL	MDL	Dilution Factor	Date Prepared	Date Analyzed	Prep Method	Analytical Method	Analyst
Total Metals - Mansfield Lab											
Arsenic, Total	ND		mg/l	0.00050	--	1	05/04/20 16:57	05/05/20 10:42	EPA 3005A	1,6020B	AM
Manganese, Total	7.461		mg/l	0.00100	--	1	05/04/20 16:57	05/05/20 10:42	EPA 3005A	1,6020B	AM

Project Name: TROY MILLS LANDFILL SUPERFUND
Lab Number: L2017761
Project Number: 04.0190987.09
Report Date: 05/18/20

SAMPLE RESULTS

Lab ID: L2017761-03
Client ID: TRY_MW-101D
Sample Location: TROY, NH
Date Collected: 04/27/20 14:35
Date Received: 04/29/20
Field Prep: Not Specified

Sample Depth:
Matrix: Water

Parameter	Result	Qualifier	Units	RL	MDL	Dilution Factor	Date Prepared	Date Analyzed	Prep Method	Analytical Method	Analyst
Total Metals - Mansfield Lab											
Arsenic, Total	0.00128		mg/l	0.00050	--	1	05/04/20 16:57	05/05/20 10:47	EPA 3005A	1,6020B	AM
Manganese, Total	0.2536		mg/l	0.00100	--	1	05/04/20 16:57	05/05/20 10:47	EPA 3005A	1,6020B	AM

Project Name: TROY MILLS LANDFILL SUPERFUND
Lab Number: L2017761
Project Number: 04.0190987.09
Report Date: 05/18/20

SAMPLE RESULTS

Lab ID: L2017761-04
Client ID: TRY_MW-205
Sample Location: TROY, NH
Date Collected: 04/28/20 09:40
Date Received: 04/29/20
Field Prep: Not Specified

Sample Depth:
Matrix: Water

Parameter	Result	Qualifier	Units	RL	MDL	Dilution Factor	Date Prepared	Date Analyzed	Prep Method	Analytical Method	Analyst
Total Metals - Mansfield Lab											
Arsenic, Total	0.00236		mg/l	0.00050	--	1	05/04/20 16:57	05/05/20 10:52	EPA 3005A	1,6020B	AM
Manganese, Total	1.608		mg/l	0.00100	--	1	05/04/20 16:57	05/05/20 10:52	EPA 3005A	1,6020B	AM

Project Name: TROY MILLS LANDFILL SUPERFUND **Lab Number:** L2017761

Project Number: 04.0190987.09 **Report Date:** 05/18/20

Method Blank Analysis
Batch Quality Control

Parameter	Result	Qualifier	Units	RL	MDL	Dilution Factor	Date Prepared	Date Analyzed	Analytical Method	Analyst
Total Metals - Mansfield Lab for sample(s): 02-04 Batch: WG1366433-1										
Arsenic, Total	ND		mg/l	0.00050	--	1	05/04/20 16:57	05/05/20 09:35	1,6020B	AM
Manganese, Total	ND		mg/l	0.00100	--	1	05/04/20 16:57	05/05/20 09:35	1,6020B	AM

Prep Information

Digestion Method: EPA 3005A

Lab Control Sample Analysis

Batch Quality Control

Project Name: TROY MILLS LANDFILL SUPERFUND

Project Number: 04.0190987.09

Lab Number: L2017761

Report Date: 05/18/20

Parameter	LCS %Recovery	Qual	LCSD %Recovery	Qual	%Recovery Limits	RPD	Qual	RPD Limits
Total Metals - Mansfield Lab Associated sample(s): 02-04 Batch: WG1366433-2								
Arsenic, Total	110		-		80-120	-		
Manganese, Total	99		-		80-120	-		

Matrix Spike Analysis
Batch Quality Control

Project Name: TROY MILLS LANDFILL SUPERFUND
Project Number: 04.0190987.09

Lab Number: L2017761
Report Date: 05/18/20

Parameter	Native Sample	MS Added	MS Found	MS %Recovery	Qual	MSD Found	MSD %Recovery	Qual	Recovery Limits	RPD	Qual	RPD Limits
Total Metals - Mansfield Lab Associated sample(s): 02-04 QC Batch ID: WG1366433-3 WG1366433-4 QC Sample: L2017640-01 Client ID: MS Sample												
Arsenic, Total	0.00220	0.12	0.1315	108		0.1245	102		75-125	5		20
Manganese, Total	0.0019	0.5	0.5019	100		0.4766	95		75-125	5		20

Project Name: TROY MILLS LANDFILL SUPERFUND
Project Number: 04.0190987.09

Lab Number: L2017761
Report Date: 05/18/20

Sample Receipt and Container Information

Were project specific reporting limits specified? YES

Cooler Information

Cooler	Custody Seal
B	Absent

Container Information

Container ID	Container Type	Cooler	Initial pH	Final pH	Temp deg C	Pres	Seal	Frozen Date/Time	Analysis(*)
L2017761-01A	Vial HCl preserved	B	NA		3.9	Y	Absent		8260-NH(14)
L2017761-02A	Vial HCl preserved	B	NA		3.9	Y	Absent		8260-NH(14)
L2017761-02B	Vial HCl preserved	B	NA		3.9	Y	Absent		8260-NH(14)
L2017761-02C	Vial HCl preserved	B	NA		3.9	Y	Absent		8260-NH(14)
L2017761-02D	Plastic 250ml HNO3 preserved	B	<2	<2	3.9	Y	Absent		MN-6020T(180),AS-6020T(180)
L2017761-02E	Amber 250ml unpreserved	B	7	7	3.9	Y	Absent		8270TCL-LVI(7),8270TCL-SIM-LVI(7)
L2017761-02F	Amber 250ml unpreserved	B	7	7	3.9	Y	Absent		8270TCL-LVI(7),8270TCL-SIM-LVI(7)
L2017761-02G	Amber 250ml unpreserved	B	7	7	3.9	Y	Absent		A2-14-DIOXANESIM-PPB(7)
L2017761-02H	Amber 250ml unpreserved	B	7	7	3.9	Y	Absent		A2-14-DIOXANESIM-PPB(7)
L2017761-03A	Vial HCl preserved	B	NA		3.9	Y	Absent		8260-NH(14)
L2017761-03B	Vial HCl preserved	B	NA		3.9	Y	Absent		8260-NH(14)
L2017761-03C	Vial HCl preserved	B	NA		3.9	Y	Absent		8260-NH(14)
L2017761-03D	Plastic 250ml HNO3 preserved	B	<2	<2	3.9	Y	Absent		MN-6020T(180),AS-6020T(180)
L2017761-03E	Amber 250ml unpreserved	B	7	7	3.9	Y	Absent		8270TCL-LVI(7),8270TCL-SIM-LVI(7)
L2017761-03F	Amber 250ml unpreserved	B	7	7	3.9	Y	Absent		8270TCL-LVI(7),8270TCL-SIM-LVI(7)
L2017761-03G	Amber 250ml unpreserved	B	7	7	3.9	Y	Absent		A2-14-DIOXANESIM-PPB(7)
L2017761-03H	Amber 250ml unpreserved	B	7	7	3.9	Y	Absent		A2-14-DIOXANESIM-PPB(7)
L2017761-04A	Vial HCl preserved	B	NA		3.9	Y	Absent		8260-NH(14)
L2017761-04B	Vial HCl preserved	B	NA		3.9	Y	Absent		8260-NH(14)
L2017761-04C	Vial HCl preserved	B	NA		3.9	Y	Absent		8260-NH(14)
L2017761-04D	Plastic 250ml HNO3 preserved	B	<2	<2	3.9	Y	Absent		MN-6020T(180),AS-6020T(180)
L2017761-04E	Amber 250ml unpreserved	B	7	7	3.9	Y	Absent		8270TCL-LVI(7),8270TCL-SIM-LVI(7)
L2017761-04F	Amber 250ml unpreserved	B	7	7	3.9	Y	Absent		8270TCL-LVI(7),8270TCL-SIM-LVI(7)

*Values in parentheses indicate holding time in days

Project Name: TROY MILLS LANDFILL SUPERFUND
Project Number: 04.0190987.09

Lab Number: L2017761
Report Date: 05/18/20

Container Information

Container ID	Container Type	Cooler	Initial pH	Final pH	Temp deg C	Pres	Seal	Frozen Date/Time	Analysis(*)
L2017761-04G	Amber 250ml unpreserved	B	7	7	3.9	Y	Absent		A2-14-DIOXANESIM-PPB(7)
L2017761-04H	Amber 250ml unpreserved	B	7	7	3.9	Y	Absent		A2-14-DIOXANESIM-PPB(7)

*Values in parentheses indicate holding time in days

Project Name:	TROY MILLS LANDFILL SUPERFUND	**Lab Number:**	L2017761
Project Number:	04.0190987.09	**Report Date:**	05/18/20

GLOSSARY

Acronyms

DL - Detection Limit: This value represents the level to which target analyte concentrations are reported as estimated values, when those target analyte concentrations are quantified below the limit of quantitation (LOQ). The DL includes any adjustments from dilutions, concentrations or moisture content, where applicable. (DoD report formats only.)

EDL - Estimated Detection Limit: This value represents the level to which target analyte concentrations are reported as estimated values, when those target analyte concentrations are quantified below the reporting limit (RL). The EDL includes any adjustments from dilutions, concentrations or moisture content, where applicable. The use of EDLs is specific to the analysis of PAHs using Solid-Phase Microextraction (SPME).

EMPC - Estimated Maximum Possible Concentration: The concentration that results from the signal present at the retention time of an analyte when the ions meet all of the identification criteria except the ion abundance ratio criteria. An EMPC is a worst-case estimate of the concentration.

EPA - Environmental Protection Agency.

LCS - Laboratory Control Sample: A sample matrix, free from the analytes of interest, spiked with verified known amounts of analytes or a material containing known and verified amounts of analytes.

LCSD - Laboratory Control Sample Duplicate: Refer to LCS.

LFB - Laboratory Fortified Blank: A sample matrix, free from the analytes of interest, spiked with verified known amounts of analytes or a material containing known and verified amounts of analytes.

LOD - Limit of Detection: This value represents the level to which a target analyte can reliably be detected for a specific analyte in a specific matrix by a specific method. The LOD includes any adjustments from dilutions, concentrations or moisture content, where applicable. (DoD report formats only.)

LOQ - Limit of Quantitation: The value at which an instrument can accurately measure an analyte at a specific concentration. The LOQ includes any adjustments from dilutions, concentrations or moisture content, where applicable. (DoD report formats only.)

Limit of Quantitation: The value at which an instrument can accurately measure an analyte at a specific concentration. The LOQ includes any adjustments from dilutions, concentrations or moisture content, where applicable. (DoD report formats only.)

MDL - Method Detection Limit: This value represents the level to which target analyte concentrations are reported as estimated values, when those target analyte concentrations are quantified below the reporting limit (RL). The MDL includes any adjustments from dilutions, concentrations or moisture content, where applicable.

MS - Matrix Spike Sample: A sample prepared by adding a known mass of target analyte to a specified amount of matrix sample for which an independent estimate of target analyte concentration is available. For Method 332.0, the spike recovery is calculated using the native concentration, including estimated values.

MSD - Matrix Spike Sample Duplicate: Refer to MS.

NA - Not Applicable.

NC - Not Calculated: Term is utilized when one or more of the results utilized in the calculation are non-detect at the parameter's reporting unit.

NDPA/DPA - N-Nitrosodiphenylamine/Diphenylamine.

NI - Not Ignitable.

NP - Non-Plastic: Term is utilized for the analysis of Atterberg Limits in soil.

RL - Reporting Limit: The value at which an instrument can accurately measure an analyte at a specific concentration. The RL includes any adjustments from dilutions, concentrations or moisture content, where applicable.

RPD - Relative Percent Difference: The results from matrix and/or matrix spike duplicates are primarily designed to assess the precision of analytical results in a given matrix and are expressed as relative percent difference (RPD). Values which are less than five times the reporting limit for any individual parameter are evaluated by utilizing the absolute difference between the values; although the RPD value will be provided in the report.

SRM - Standard Reference Material: A reference sample of a known or certified value that is of the same or similar matrix as the associated field samples.

STLP - Semi-dynamic Tank Leaching Procedure per EPA Method 1315.

TEF - Toxic Equivalency Factors: The values assigned to each dioxin and furan to evaluate their toxicity relative to 2,3,7,8-TCDD.

TEQ - Toxic Equivalent: The measure of a sample's toxicity derived by multiplying each dioxin and furan by its corresponding TEF and then summing the resulting values.

TIC - Tentatively Identified Compound: A compound that has been identified to be present and is not part of the target compound list (TCL) for the method and/or program. All TICs are qualitatively identified and reported as estimated concentrations.

Footnotes

Report Format: Data Usability Report

Project Name:	TROY MILLS LANDFILL SUPERFUND	**Lab Number:**	L2017761
Project Number:	04.0190987.09	**Report Date:**	05/18/20

1 - The reference for this analyte should be considered modified since this analyte is absent from the target analyte list of the original method.

Terms

Analytical Method: Both the document from which the method originates and the analytical reference method. (Example: EPA 8260B is shown as 1,8260B.) The codes for the reference method documents are provided in the References section of the Addendum.

Difference: With respect to Total Oxidizable Precursor (TOP) Assay analysis, the difference is defined as the Post-Treatment value minus the Pre-Treatment value.

Final pH: As it pertains to Sample Receipt & Container Information section of the report, Final pH reflects pH of container determined after adjustment at the laboratory, if applicable. If no adjustment required, value reflects Initial pH.

Frozen Date/Time: With respect to Volatile Organics in soil, Frozen Date/Time reflects the date/time at which associated Reagent Water-preserved vials were initially frozen. Note: If frozen date/time is beyond 48 hours from sample collection, value will be reflected in 'bold'.

Initial pH: As it pertains to Sample Receipt & Container Information section of the report, Initial pH reflects pH of container determined upon receipt, if applicable.

PAH Total: With respect to Alkylated PAH analyses, the 'PAHs, Total' result is defined as the summation of results for all or a subset of the following compounds: Naphthalene, C1-C4 Naphthalenes, 2-Methylnaphthalene, 1-Methylnaphthalene, Biphenyl, Acenaphthylene, Acenaphthene, Fluorene, C1-C3 Fluorenes, Phenanthrene, C1-C4 Phenanthrenes/Anthracenes, Anthracene, Fluoranthene, Pyrene, C1-C4 Fluoranthenes/Pyrenes, Benz(a)anthracene, Chrysene, C1-C4 Chrysenes, Benzo(b)fluoranthene, Benzo(j)+(k)fluoranthene, Benzo(e)pyrene, Benzo(a)pyrene, Perylene, Indeno(1,2,3-cd)pyrene, Dibenz(ah)+(ac)anthracene, Benzo(g,h,i)perylene. If a 'Total' result is requested, the results of its individual components will also be reported.

PFAS Total: With respect to PFAS analyses, the 'PFAS, Total (5)' result is defined as the summation of results for: PFHpA, PFHxS, PFOA, PFNA and PFOS. If a 'Total' result is requested, the results of its individual components will also be reported.

The target compound Chlordane (CAS No. 57-74-9) is reported for GC ECD analyses. Per EPA,this compound "refers to a mixture of chlordane isomers, other chlorinated hydrocarbons and numerous other components." (Reference: USEPA Toxicological Review of Chlordane, In Support of Summary Information on the Integrated Risk Information System (IRIS), December 1997.)

Total: With respect to Organic analyses, a 'Total' result is defined as the summation of results for individual isomers or Aroclors. If a 'Total' result is requested, the results of its individual components will also be reported. This is applicable to 'Total' results for methods 8260, 8081 and 8082.

Data Qualifiers

A - Spectra identified as "Aldol Condensates" are byproducts of the extraction/concentration procedures when acetone is introduced in the process.

B - The analyte was detected above the reporting limit in the associated method blank. Flag only applies to associated field samples that have detectable concentrations of the analyte at less than ten times (10x) the concentration found in the blank. For MCP-related projects, flag only applies to associated field samples that have detectable concentrations of the analyte at less than ten times (10x) the concentration found in the blank. For DOD-related projects, flag only applies to associated field samples that have detectable concentrations of the analyte at less than ten times (10x) the concentration found in the blank AND the analyte was detected above one-half the reporting limit (or above the reporting limit for common lab contaminants) in the associated method blank. For NJ-Air-related projects, flag only applies to associated field samples that have detectable concentrations of the analyte above the reporting limit. For NJ-related projects (excluding Air), flag only applies to associated field samples that have detectable concentrations of the analyte, which was detected above the reporting limit in the associated method blank or above five times the reporting limit for common lab contaminants (Phthalates, Acetone, Methylene Chloride, 2-Butanone).

C - Co-elution: The target analyte co-elutes with a known lab standard (i.e. surrogate, internal standards, etc.) for co-extracted analyses.

D - Concentration of analyte was quantified from diluted analysis. Flag only applies to field samples that have detectable concentrations of the analyte.

E - Concentration of analyte exceeds the range of the calibration curve and/or linear range of the instrument.

G - The concentration may be biased high due to matrix interferences (i.e, co-elution) with non-target compound(s). The result should be considered estimated.

H - The analysis of pH was performed beyond the regulatory-required holding time of 15 minutes from the time of sample collection.

I - The lower value for the two columns has been reported due to obvious interference.

J - Estimated value. This represents an estimated concentration for Tentatively Identified Compounds (TICs).

M - Reporting Limit (RL) exceeds the MCP CAM Reporting Limit for this analyte.

ND - Not detected at the reporting limit (RL) for the sample.

NJ - Presumptive evidence of compound. This represents an estimated concentration for Tentatively Identified Compounds (TICs), where the identification is based on a mass spectral library search.

P - The RPD between the results for the two columns exceeds the method-specified criteria.

Q - The quality control sample exceeds the associated acceptance criteria. For DOD-related projects, LCS and/or Continuing Calibration Standard exceedences are also qualified on all associated sample results. Note: This flag is not applicable for matrix spike recoveries when the sample concentration is greater than 4x the spike added or for batch duplicate RPD when the sample concentrations are less

Report Format: Data Usability Report

Project Name:	TROY MILLS LANDFILL SUPERFUND	**Lab Number:**	L2017761
Project Number:	04.0190987.09	**Report Date:**	05/18/20

Data Qualifiers

than 5x the RL. (Metals only.)

R - Analytical results are from sample re-analysis.

RE - Analytical results are from sample re-extraction.

S - Analytical results are from modified screening analysis.

Report Format: Data Usability Report

Project Name:	TROY MILLS LANDFILL SUPERFUND	**Lab Number:**	L2017761
Project Number:	04.0190987.09	**Report Date:**	05/18/20

REFERENCES

1 Test Methods for Evaluating Solid Waste: Physical/Chemical Methods. EPA SW-846. Third Edition. Updates I - IV, 2007.

LIMITATION OF LIABILITIES

Alpha Analytical performs services with reasonable care and diligence normal to the analytical testing laboratory industry. In the event of an error, the sole and exclusive responsibility of Alpha Analytical shall be to re-perform the work at it's own expense. In no event shall Alpha Analytical be held liable for any incidental, consequential or special damages, including but not limited to, damages in any way connected with the use of, interpretation of, information or analysis provided by Alpha Analytical.

We strongly urge our clients to comply with EPA protocol regarding sample volume, preservation, cooling, containers, sampling procedures, holding time and splitting of samples in the field.

Certification Information

The following analytes are not included in our Primary NELAP Scope of Accreditation:

Westborough Facility
EPA 624/624.1: m/p-xylene, o-xylene, Naphthalene
EPA 8260C: NPW: 1,2,4,5-Tetramethylbenzene; 4-Ethyltoluene, Azobenzene; SCM: Iodomethane (methyl iodide), 1,2,4,5-Tetramethylbenzene; 4-Ethyltoluene.
EPA 8270D: NPW: Dimethylnaphthalene,1,4-Diphenylhydrazine; SCM: Dimethylnaphthalene,1,4-Diphenylhydrazine.
SM4500: NPW: Amenable Cyanide; SCM: Total Phosphorus, TKN, NO2, NO3.

Mansfield Facility
SM 2540D: TSS
EPA 8082A: NPW: PCB: 1, 5, 31, 87,101, 110, 141, 151, 153, 180, 183, 187.
EPA TO-15: Halothane, 2,4,4-Trimethyl-2-pentene, 2,4,4-Trimethyl-1-pentene, Thiophene, 2-Methylthiophene, 3-Methylthiophene, 2-Ethylthiophene, 1,2,3-Trimethylbenzene, Indan, Indene, 1,2,4,5-Tetramethylbenzene, Benzothiophene, 1-Methylnaphthalene.
EPA TO-12 Non-methane organics
EPA 3C Fixed gases
Biological Tissue Matrix: EPA 3050B

The following analytes are included in our Massachusetts DEP Scope of Accreditation

Westborough Facility:

Drinking Water
EPA 300.0: Chloride, Nitrate-N, Fluoride, Sulfate; **EPA 353.2**: Nitrate-N, Nitrite-N; **SM4500NO3-F**: Nitrate-N, Nitrite-N; **SM4500F-C, SM4500CN-CE, EPA 180.1, SM2130B, SM4500Cl-D, SM2320B, SM2540C, SM4500H-B, SM4500NO2-B**
EPA 332: Perchlorate; **EPA 524.2:** THMs and VOCs; **EPA 504.1:** EDB, DBCP.
Microbiology: **SM9215B; SM9223-P/A, SM9223B-Colilert-QT,SM9222D**.

Non-Potable Water
SM4500H,B, EPA 120.1, SM2510B, SM2540C, SM2320B, SM4500CL-E, SM4500F-BC, SM4500NH3-BH: Ammonia-N and Kjeldahl-N, **EPA 350.1**: Ammonia-N, **LACHAT 10-107-06-1-B**: Ammonia-N, **EPA 351.1, SM4500NO3-F, EPA 353.2**: Nitrate-N**, SM4500P-E, SM4500P-B, E, SM4500SO4-E, SM5220D, EPA 410.4, SM5210B, SM5310C, SM4500CL-D, EPA 1664, EPA 420.1, SM4500-CN-CE, SM2540D, EPA 300: Chloride, Sulfate, Nitrate.**
EPA 624.1: Volatile Halocarbons & Aromatics,
EPA 608.3: Chlordane, Toxaphene, Aldrin, alpha-BHC, beta-BHC, gamma-BHC, delta-BHC, Dieldrin, DDD, DDE, DDT, Endosulfan I, Endosulfan II, Endosulfan sulfate, Endrin, Endrin Aldehyde, Heptachlor, Heptachlor Epoxide, PCBs
EPA 625.1: SVOC (Acid/Base/Neutral Extractables), **EPA 600/4-81-045**: PCB-Oil.
Microbiology: **SM9223B-Colilert-QT; Enterolert-QT, SM9221E, EPA 1600, EPA 1603.**

Mansfield Facility:

Drinking Water
EPA 200.7: Al, Ba, Cd, Cr, Cu, Fe, Mn, Ni, Na, Ag, Ca, Zn. **EPA 200.8:** Al, Sb, As, Ba, Be, Cd, Cr, Cu, Pb, Mn, Ni, Se, Ag, TL, Zn. **EPA 245.1** Hg.
EPA 522.

Non-Potable Water
EPA 200.7: Al, Sb, As, Be, Cd, Ca, Cr, Co, Cu, Fe, Pb, Mg, Mn, Mo, Ni, K, Se, Ag, Na, Sr, TL, Ti, V, Zn.
EPA 200.8: Al, Sb**,** As, Be, Cd, Cr, Cu, Fe, Pb, Mn, Ni, K, Se, Ag, Na, TL, Zn.
EPA 245.1 Hg.
SM2340B

For a complete listing of analytes and methods, please contact your Alpha Project Manager.

CHAIN OF CUSTODY

PAGE 1 OF 1

ALPHA ANALYTICAL

Westborough, MA TEL: 508-898-9220 FAX: 508-898-9193
Mansfield, MA TEL: 508-822-9300 FAX: 508-822-3288

Date Rec'd in Lab: 4/29/20

ALPHA Job #: L2017761

Client Information

Client: NHDES
Address: 29 Hazen Drive
Concord, NH 03302
Phone: 603-271-3649
Fax:
Email: michael.summerlinjr@des.nh.gov

☐ These samples have been Previously analyzed by Alpha

Project Information

Project Name: Troy Mills Landfill Superfund
Project Location: Troy, NH
Project #: 04.0190987.09
Project Manager: Michael Summerlin
ALPHA Quote #: NH DES Contract No. 1069635

Turn-Around Time

☒ Standard ☐ Rush (ONLY IF PRE-APPROVED)

Due Date: Time:

Report Information — Data Deliverables

☐ FAX ☒ EMAIL
☒ ADEx ☐ Add'l Deliverables

Billing Information

☒ Same as Client info PO #: 2589-00"T"

Regulatory Requirements/Report Limits

State/Fed Program: NHDES
Criteria: Sampling and Analysis Plan limits

Other Project Specific Requirements/Comments/Detection Limits:

Please also email login receipts and lab reports to tanya.justham@gza.com
Please provide excel files formatted for upload to the NHDES EMD and for GZA EQUiS upload.

ANALYSIS

ALPHA Lab ID (Lab Use Only)	Sample ID	Collection Date	Collection Time	Sample Matrix	Sampler's Initials	VOCs 8260 NHDES List	SVOCs (Acid/base/neutrals)	1,4-dioxane	Total metals (arsenic & manganese)	Hardness								Sample Specific Comments	TOTAL # BOTTLES
17761 01	TRIP BLANK	4/27/2020	0900	AQ	MJB	☒	☐	☐	☐	☐	☐	☐	☐	☐	☐	☐	☐		1
02	TRY_MW-204	4/27/2020	1145	GW	ADF	☑	☑	☑	☑	☐	☐	☐	☐	☐	☐	☐	☐		8
03	TRY_MW-101D	4/27/2020	1435	GW	ADF	☑	☑	☑	☑	☐	☐	☐	☐	☐	☐	☐	☐		8
04	TRY_MW-205	4/28/2020	0940	GW	ADF	☑	☑	☑	☑	☐	☐	☐	☐	☐	☐	☐	☐		8
						☐	☐	☐	☐	☐	☐	☐	☐	☐	☐	☐	☐		
						☐	☐	☐	☐	☐	☐	☐	☐	☐	☐	☐	☐		
						☐	☐	☐	☐	☐	☐	☐	☐	☐	☐	☐	☐		
						☐	☐	☐	☐	☐	☐	☐	☐	☐	☐	☐	☐		
						☐	☐	☐	☐	☐	☐	☐	☐	☐	☐	☐	☐		
						☐	☐	☐	☐	☐	☐	☐	☐	☐	☐	☐	☐		
						☐	☐	☐	☐	☐	☐	☐	☐	☐	☐	☐	☐		

SAMPLE HANDLING
Filtration
☐ Done
☒ Not Needed
☐ Lab to do
Preservation
☐ Lab to do
(Please specify below)

Container Type	V	A	A	P	P	-	-	-	-	-	-	-		
Preservative	B	A	A	C	C	-	-	-	-	-	-	-		

Relinquished By	Date/Time	Received By:	Date/Time
	4/29/20 530		4/29/20 1530
	4/29/2020 1200		4/27/20 1700
	4/29/20 2:40		4/28/20 1457
	4/29/20 1856		4/29/20 1856

Please print clearly, legibly and completely. Samples can not be logged in and turnaround time clock will not start until any ambiguities are resolved. All samples submitted are subject to Alpha's Payment Terms.

FORM NO. 01-01(I-NJ) (rev. 5-JAN-12)

ANALYTICAL REPORT

Lab Number:	L2017762
Client:	GZA GeoEnvironmental, Inc. / NHDES PO Box 95 29 Hazen Drive Concord, NH 03302-0095
ATTN:	Michael Summerlin
Phone:	(603) 271-3649
Project Name:	TROY MILLS LANDFILL SUPERFUND
Project Number:	04.0190987.09
Report Date:	05/06/20

The original project report/data package is held by Alpha Analytical. This report/data package is paginated and should be reproduced only in its entirety. Alpha Analytical holds no responsibility for results and/or data that are not consistent with the original.

Certifications & Approvals: MA (M-MA086), NH NELAP (2064), CT (PH-0574), IL (200077), ME (MA00086), MD (348), NJ (MA935), NY (11148), NC (25700/666), PA (68-03671), RI (LAO00065), TX (T104704476), VT (VT-0935), VA (460195), USDA (Permit #P330-17-00196).

Eight Walkup Drive, Westborough, MA 01581-1019
508-898-9220 (Fax) 508-898-9193 800-624-9220 - www.alphalab.com

Project Name: TROY MILLS LANDFILL SUPERFUND
Project Number: 04.0190987.09

Lab Number: L2017762
Report Date: 05/06/20

Alpha Sample ID	Client ID	Matrix	Sample Location	Collection Date/Time	Receive Date
L2017762-01	TRIP BLANK	WATER	TROY, NH	04/28/20 00:00	04/29/20
L2017762-02	TRY_MW-803	WATER	TROY, NH	04/28/20 11:30	04/29/20
L2017762-03	TRY_MW-804	WATER	TROY, NH	04/28/20 13:45	04/29/20
L2017762-04	TRY_MW-804 DUP	WATER	TROY, NH	04/28/20 13:45	04/29/20
L2017762-05	EQUIP BLANK	WATER	TROY, NH	04/29/20 08:30	04/29/20
L2017762-06	EQUIP BLANK	WATER	TROY, NH	04/29/20 09:00	04/29/20

Project Name:	TROY MILLS LANDFILL SUPERFUND	**Lab Number:**	L2017762
Project Number:	04.0190987.09	**Report Date:**	05/06/20

Case Narrative

The samples were received in accordance with the Chain of Custody and no significant deviations were encountered during the preparation or analysis unless otherwise noted. Sample Receipt, Container Information, and the Chain of Custody are located at the back of the report.

Results contained within this report relate only to the samples submitted under this Alpha Lab Number and meet NELAP requirements for all NELAP accredited parameters unless otherwise noted in the following narrative. The data presented in this report is organized by parameter (i.e. VOC, SVOC, etc.). Sample specific Quality Control data (i.e. Surrogate Spike Recovery) is reported at the end of the target analyte list for each individual sample, followed by the Laboratory Batch Quality Control at the end of each parameter. Tentatively Identified Compounds (TICs), if requested, are reported for compounds identified to be present and are not part of the method/program Target Compound List, even if only a subset of the TCL are being reported. If a sample was re-analyzed or re-extracted due to a required quality control corrective action and if both sets of data are reported, the Laboratory ID of the re-analysis or re-extraction is designated with an "R" or "RE", respectively.

When multiple Batch Quality Control elements are reported (e.g. more than one LCS), the associated samples for each element are noted in the grey shaded header line of each data table. Any Laboratory Batch, Sample Specific % recovery or RPD value that is outside the listed Acceptance Criteria is bolded in the report. In reference to questions H (CAM) or 4 (RCP) when "NO" is checked, the performance criteria for CAM and RCP methods allow for some quality control failures to occur and still be within method compliance. In these instances, the specific failure is not narrated but noted in the associated QC Outlier Summary Report, located directly after the Case Narrative. QC information is also incorporated in the Data Usability Assessment table (Format 11) of our Data Merger tool, where it can be reviewed in conjunction with the sample result, associated regulatory criteria and any associated data usability implications.

Soil/sediments, solids and tissues are reported on a dry weight basis unless otherwise noted. Definitions of all data qualifiers and acronyms used in this report are provided in the Glossary located at the back of the report.

HOLD POLICY - For samples submitted on hold, Alpha's policy is to hold samples (with the exception of Air canisters) free of charge for 21 calendar days from the date the project is completed. After 21 calendar days, we will dispose of all samples submitted including those put on hold unless you have contacted your Alpha Project Manager and made arrangements for Alpha to continue to hold the samples. Air canisters will be disposed after 3 business days from the date the project is completed.

Please contact Project Management at 800-624-9220 with any questions.

Project Name:	TROY MILLS LANDFILL SUPERFUND	**Lab Number:**	L2017762
Project Number:	04.0190987.09	**Report Date:**	05/06/20

Case Narrative (continued)

Semivolatile Organics

The WG1366521-2/-3 LCS/LCSD recoveries, associated with L2017762-02 through -05, are below the acceptance criteria for benzidine (0%/3%); however, it has been identified as a "difficult" analyte. The results of the associated samples are reported.

Semivolatile Organics by SIM

The WG1366524-1 Method Blank, associated with L2017762-02 through -05, has concentrations above the reporting limits for Benzo(b)fluoranthene, Benzo(ghi)perylene and Indeno(1,2,3-cd)pyrene. Since the samples were non-detect to the RL for these target analytes, no further actions were taken. The results of the original analysis are reported.

I, the undersigned, attest under the pains and penalties of perjury that, to the best of my knowledge and belief and based upon my personal inquiry of those responsible for providing the information contained in this analytical report, such information is accurate and complete. This certificate of analysis is not complete unless this page accompanies any and all pages of this report.

Authorized Signature: Melissa Sturgis Melissa Sturgis

Title: Technical Director/Representative Date: 05/06/20

ORGANICS

VOLATILES

Project Name: TROY MILLS LANDFILL SUPERFUND **Lab Number:** L2017762

Project Number: 04.0190987.09 **Report Date:** 05/06/20

SAMPLE RESULTS

Lab ID: L2017762-01
Client ID: TRIP BLANK
Sample Location: TROY, NH

Date Collected: 04/28/20 00:00
Date Received: 04/29/20
Field Prep: Not Specified

Sample Depth:
Matrix: Water
Analytical Method: 1,8260C
Analytical Date: 05/02/20 11:03
Analyst: AJK

Parameter	Result	Qualifier	Units	RL	MDL	Dilution Factor
Volatile Organics by GC/MS - Westborough Lab						
Methylene chloride	ND		ug/l	3.0	--	1
1,1-Dichloroethane	ND		ug/l	0.75	--	1
Chloroform	ND		ug/l	0.75	--	1
Carbon tetrachloride	ND		ug/l	0.50	--	1
1,2-Dichloropropane	ND		ug/l	1.8	--	1
Dibromochloromethane	ND		ug/l	0.50	--	1
1,1,2-Trichloroethane	ND		ug/l	0.75	--	1
Tetrachloroethene	ND		ug/l	0.50	--	1
Chlorobenzene	ND		ug/l	0.50	--	1
Trichlorofluoromethane	ND		ug/l	2.5	--	1
1,2-Dichloroethane	ND		ug/l	0.50	--	1
1,1,1-Trichloroethane	ND		ug/l	0.50	--	1
Bromodichloromethane	ND		ug/l	0.50	--	1
trans-1,3-Dichloropropene	ND		ug/l	0.50	--	1
cis-1,3-Dichloropropene	ND		ug/l	0.50	--	1
1,3-Dichloropropene, Total	ND		ug/l	0.50	--	1
1,1-Dichloropropene	ND		ug/l	2.5	--	1
Bromoform	ND		ug/l	2.0	--	1
1,1,2,2-Tetrachloroethane	ND		ug/l	0.50	--	1
Benzene	ND		ug/l	0.50	--	1
Toluene	ND		ug/l	0.75	--	1
Ethylbenzene	ND		ug/l	0.50	--	1
Chloromethane	ND		ug/l	2.5	--	1
Bromomethane	ND		ug/l	1.0	--	1
Vinyl chloride	ND		ug/l	1.0	--	1
Chloroethane	ND		ug/l	1.0	--	1
1,1-Dichloroethene	ND		ug/l	0.50	--	1
trans-1,2-Dichloroethene	ND		ug/l	0.75	--	1

Project Name: TROY MILLS LANDFILL SUPERFUND **Lab Number:** L2017762

Project Number: 04.0190987.09 **Report Date:** 05/06/20

SAMPLE RESULTS

Lab ID: L2017762-01 Date Collected: 04/28/20 00:00

Client ID: TRIP BLANK Date Received: 04/29/20

Sample Location: TROY, NH Field Prep: Not Specified

Sample Depth:

Parameter	Result	Qualifier	Units	RL	MDL	Dilution Factor
Volatile Organics by GC/MS - Westborough Lab						
1,2-Dichloroethene, Total	ND		ug/l	0.50	--	1
Trichloroethene	ND		ug/l	0.50	--	1
1,2-Dichlorobenzene	ND		ug/l	2.5	--	1
1,3-Dichlorobenzene	ND		ug/l	2.5	--	1
1,4-Dichlorobenzene	ND		ug/l	2.5	--	1
Methyl tert butyl ether	ND		ug/l	1.0	--	1
p/m-Xylene	ND		ug/l	1.0	--	1
o-Xylene	ND		ug/l	1.0	--	1
Xylenes, Total	ND		ug/l	1.0	--	1
cis-1,2-Dichloroethene	ND		ug/l	0.50	--	1
Dibromomethane	ND		ug/l	5.0	--	1
1,2,3-Trichloropropane	ND		ug/l	5.0	--	1
Styrene	ND		ug/l	1.0	--	1
Dichlorodifluoromethane	ND		ug/l	5.0	--	1
Acetone	ND		ug/l	5.0	--	1
Carbon disulfide	ND		ug/l	5.0	--	1
2-Butanone	ND		ug/l	5.0	--	1
4-Methyl-2-pentanone	ND		ug/l	5.0	--	1
2-Hexanone	ND		ug/l	5.0	--	1
Bromochloromethane	ND		ug/l	2.5	--	1
Tetrahydrofuran	ND		ug/l	5.0	--	1
2,2-Dichloropropane	ND		ug/l	2.5	--	1
1,2-Dibromoethane	ND		ug/l	2.0	--	1
1,1,1,2-Tetrachloroethane	ND		ug/l	0.50	--	1
Bromobenzene	ND		ug/l	2.5	--	1
n-Butylbenzene	ND		ug/l	0.50	--	1
sec-Butylbenzene	ND		ug/l	0.50	--	1
tert-Butylbenzene	ND		ug/l	2.5	--	1
o-Chlorotoluene	ND		ug/l	2.5	--	1
p-Chlorotoluene	ND		ug/l	2.5	--	1
1,2-Dibromo-3-chloropropane	ND		ug/l	2.5	--	1
Hexachlorobutadiene	ND		ug/l	0.50	--	1
Isopropylbenzene	ND		ug/l	0.50	--	1
p-Isopropyltoluene	ND		ug/l	0.50	--	1
Naphthalene	ND		ug/l	2.5	--	1
n-Propylbenzene	ND		ug/l	0.50	--	1
1,2,3-Trichlorobenzene	ND		ug/l	2.5	--	1

Project Name: TROY MILLS LANDFILL SUPERFUND **Lab Number:** L2017762

Project Number: 04.0190987.09 **Report Date:** 05/06/20

SAMPLE RESULTS

Lab ID: L2017762-01 Date Collected: 04/28/20 00:00

Client ID: TRIP BLANK Date Received: 04/29/20

Sample Location: TROY, NH Field Prep: Not Specified

Sample Depth:

Parameter	Result	Qualifier	Units	RL	MDL	Dilution Factor
Volatile Organics by GC/MS - Westborough Lab						
1,2,4-Trichlorobenzene	ND		ug/l	2.5	--	1
1,3,5-Trimethylbenzene	ND		ug/l	2.5	--	1
1,3,5-Trichlorobenzene	ND		ug/l	2.0	--	1
1,2,4-Trimethylbenzene	ND		ug/l	2.5	--	1
Ethyl ether	ND		ug/l	2.5	--	1
Isopropyl Ether	ND		ug/l	2.0	--	1
Tert-Butyl Alcohol	ND		ug/l	10	--	1
Ethyl-Tert-Butyl-Ether	ND		ug/l	2.0	--	1
Tertiary-Amyl Methyl Ether	ND		ug/l	2.0	--	1
1,4-Dioxane	ND		ug/l	250	--	1

Surrogate	% Recovery	Qualifier	Acceptance Criteria
1,2-Dichloroethane-d4	96		70-130
Toluene-d8	98		70-130
4-Bromofluorobenzene	102		70-130
Dibromofluoromethane	102		70-130

Project Name: TROY MILLS LANDFILL SUPERFUND **Lab Number:** L2017762

Project Number: 04.0190987.09 **Report Date:** 05/06/20

SAMPLE RESULTS

Lab ID: L2017762-02 Date Collected: 04/28/20 11:30
Client ID: TRY_MW-803 Date Received: 04/29/20
Sample Location: TROY, NH Field Prep: Not Specified

Sample Depth:
Matrix: Water
Analytical Method: 1,8260C
Analytical Date: 05/02/20 14:31
Analyst: AJK

Parameter	Result	Qualifier	Units	RL	MDL	Dilution Factor
Volatile Organics by GC/MS - Westborough Lab						
Methylene chloride	ND		ug/l	3.0	--	1
1,1-Dichloroethane	ND		ug/l	0.75	--	1
Chloroform	ND		ug/l	0.75	--	1
Carbon tetrachloride	ND		ug/l	0.50	--	1
1,2-Dichloropropane	ND		ug/l	1.8	--	1
Dibromochloromethane	ND		ug/l	0.50	--	1
1,1,2-Trichloroethane	ND		ug/l	0.75	--	1
Tetrachloroethene	ND		ug/l	0.50	--	1
Chlorobenzene	ND		ug/l	0.50	--	1
Trichlorofluoromethane	ND		ug/l	2.5	--	1
1,2-Dichloroethane	ND		ug/l	0.50	--	1
1,1,1-Trichloroethane	ND		ug/l	0.50	--	1
Bromodichloromethane	ND		ug/l	0.50	--	1
trans-1,3-Dichloropropene	ND		ug/l	0.50	--	1
cis-1,3-Dichloropropene	ND		ug/l	0.50	--	1
1,3-Dichloropropene, Total	ND		ug/l	0.50	--	1
1,1-Dichloropropene	ND		ug/l	2.5	--	1
Bromoform	ND		ug/l	2.0	--	1
1,1,2,2-Tetrachloroethane	ND		ug/l	0.50	--	1
Benzene	1.4		ug/l	0.50	--	1
Toluene	ND		ug/l	0.75	--	1
Ethylbenzene	0.87		ug/l	0.50	--	1
Chloromethane	ND		ug/l	2.5	--	1
Bromomethane	ND		ug/l	1.0	--	1
Vinyl chloride	ND		ug/l	1.0	--	1
Chloroethane	ND		ug/l	1.0	--	1
1,1-Dichloroethene	ND		ug/l	0.50	--	1
trans-1,2-Dichloroethene	ND		ug/l	0.75	--	1

Project Name: TROY MILLS LANDFILL SUPERFUND **Lab Number:** L2017762

Project Number: 04.0190987.09 **Report Date:** 05/06/20

SAMPLE RESULTS

Lab ID: L2017762-02 Date Collected: 04/28/20 11:30

Client ID: TRY_MW-803 Date Received: 04/29/20

Sample Location: TROY, NH Field Prep: Not Specified

Sample Depth:

Parameter	Result	Qualifier	Units	RL	MDL	Dilution Factor
Volatile Organics by GC/MS - Westborough Lab						
1,2-Dichloroethene, Total	0.97		ug/l	0.50	--	1
Trichloroethene	ND		ug/l	0.50	--	1
1,2-Dichlorobenzene	ND		ug/l	2.5	--	1
1,3-Dichlorobenzene	ND		ug/l	2.5	--	1
1,4-Dichlorobenzene	ND		ug/l	2.5	--	1
Methyl tert butyl ether	ND		ug/l	1.0	--	1
p/m-Xylene	ND		ug/l	1.0	--	1
o-Xylene	ND		ug/l	1.0	--	1
Xylenes, Total	ND		ug/l	1.0	--	1
cis-1,2-Dichloroethene	0.97		ug/l	0.50	--	1
Dibromomethane	ND		ug/l	5.0	--	1
1,2,3-Trichloropropane	ND		ug/l	5.0	--	1
Styrene	ND		ug/l	1.0	--	1
Dichlorodifluoromethane	ND		ug/l	5.0	--	1
Acetone	45		ug/l	5.0	--	1
Carbon disulfide	ND		ug/l	5.0	--	1
2-Butanone	ND		ug/l	5.0	--	1
4-Methyl-2-pentanone	ND		ug/l	5.0	--	1
2-Hexanone	ND		ug/l	5.0	--	1
Bromochloromethane	ND		ug/l	2.5	--	1
Tetrahydrofuran	ND		ug/l	5.0	--	1
2,2-Dichloropropane	ND		ug/l	2.5	--	1
1,2-Dibromoethane	ND		ug/l	2.0	--	1
1,1,1,2-Tetrachloroethane	ND		ug/l	0.50	--	1
Bromobenzene	ND		ug/l	2.5	--	1
n-Butylbenzene	ND		ug/l	0.50	--	1
sec-Butylbenzene	ND		ug/l	0.50	--	1
tert-Butylbenzene	ND		ug/l	2.5	--	1
o-Chlorotoluene	ND		ug/l	2.5	--	1
p-Chlorotoluene	ND		ug/l	2.5	--	1
1,2-Dibromo-3-chloropropane	ND		ug/l	2.5	--	1
Hexachlorobutadiene	ND		ug/l	0.50	--	1
Isopropylbenzene	ND		ug/l	0.50	--	1
p-Isopropyltoluene	ND		ug/l	0.50	--	1
Naphthalene	ND		ug/l	2.5	--	1
n-Propylbenzene	ND		ug/l	0.50	--	1
1,2,3-Trichlorobenzene	ND		ug/l	2.5	--	1

Project Name: TROY MILLS LANDFILL SUPERFUND **Lab Number:** L2017762

Project Number: 04.0190987.09 **Report Date:** 05/06/20

SAMPLE RESULTS

Lab ID: L2017762-02 Date Collected: 04/28/20 11:30

Client ID: TRY_MW-803 Date Received: 04/29/20

Sample Location: TROY, NH Field Prep: Not Specified

Sample Depth:

Parameter	Result	Qualifier	Units	RL	MDL	Dilution Factor
Volatile Organics by GC/MS - Westborough Lab						
1,2,4-Trichlorobenzene	ND		ug/l	2.5	--	1
1,3,5-Trimethylbenzene	ND		ug/l	2.5	--	1
1,3,5-Trichlorobenzene	ND		ug/l	2.0	--	1
1,2,4-Trimethylbenzene	ND		ug/l	2.5	--	1
Ethyl ether	ND		ug/l	2.5	--	1
Isopropyl Ether	ND		ug/l	2.0	--	1
Tert-Butyl Alcohol	ND		ug/l	10	--	1
Ethyl-Tert-Butyl-Ether	ND		ug/l	2.0	--	1
Tertiary-Amyl Methyl Ether	ND		ug/l	2.0	--	1
1,4-Dioxane	ND		ug/l	250	--	1

Surrogate	% Recovery	Qualifier	Acceptance Criteria
1,2-Dichloroethane-d4	96		70-130
Toluene-d8	96		70-130
4-Bromofluorobenzene	98		70-130
Dibromofluoromethane	102		70-130

Project Name: TROY MILLS LANDFILL SUPERFUND **Lab Number:** L2017762

Project Number: 04.0190987.09 **Report Date:** 05/06/20

SAMPLE RESULTS

Lab ID: L2017762-03 Date Collected: 04/28/20 13:45
Client ID: TRY_MW-804 Date Received: 04/29/20
Sample Location: TROY, NH Field Prep: Not Specified

Sample Depth:
Matrix: Water
Analytical Method: 1,8260C
Analytical Date: 05/02/20 14:55
Analyst: AJK

Parameter	Result	Qualifier	Units	RL	MDL	Dilution Factor
Volatile Organics by GC/MS - Westborough Lab						
Methylene chloride	ND		ug/l	3.0	--	1
1,1-Dichloroethane	ND		ug/l	0.75	--	1
Chloroform	ND		ug/l	0.75	--	1
Carbon tetrachloride	ND		ug/l	0.50	--	1
1,2-Dichloropropane	ND		ug/l	1.8	--	1
Dibromochloromethane	ND		ug/l	0.50	--	1
1,1,2-Trichloroethane	ND		ug/l	0.75	--	1
Tetrachloroethene	ND		ug/l	0.50	--	1
Chlorobenzene	ND		ug/l	0.50	--	1
Trichlorofluoromethane	ND		ug/l	2.5	--	1
1,2-Dichloroethane	ND		ug/l	0.50	--	1
1,1,1-Trichloroethane	ND		ug/l	0.50	--	1
Bromodichloromethane	ND		ug/l	0.50	--	1
trans-1,3-Dichloropropene	ND		ug/l	0.50	--	1
cis-1,3-Dichloropropene	ND		ug/l	0.50	--	1
1,3-Dichloropropene, Total	ND		ug/l	0.50	--	1
1,1-Dichloropropene	ND		ug/l	2.5	--	1
Bromoform	ND		ug/l	2.0	--	1
1,1,2,2-Tetrachloroethane	ND		ug/l	0.50	--	1
Benzene	ND		ug/l	0.50	--	1
Toluene	ND		ug/l	0.75	--	1
Ethylbenzene	20		ug/l	0.50	--	1
Chloromethane	ND		ug/l	2.5	--	1
Bromomethane	ND		ug/l	1.0	--	1
Vinyl chloride	ND		ug/l	1.0	--	1
Chloroethane	ND		ug/l	1.0	--	1
1,1-Dichloroethene	ND		ug/l	0.50	--	1
trans-1,2-Dichloroethene	ND		ug/l	0.75	--	1

Project Name: TROY MILLS LANDFILL SUPERFUND **Lab Number:** L2017762

Project Number: 04.0190987.09 **Report Date:** 05/06/20

SAMPLE RESULTS

Lab ID: L2017762-03 Date Collected: 04/28/20 13:45

Client ID: TRY_MW-804 Date Received: 04/29/20

Sample Location: TROY, NH Field Prep: Not Specified

Sample Depth:

Parameter	Result	Qualifier	Units	RL	MDL	Dilution Factor
Volatile Organics by GC/MS - Westborough Lab						
1,2-Dichloroethene, Total	ND		ug/l	0.50	--	1
Trichloroethene	ND		ug/l	0.50	--	1
1,2-Dichlorobenzene	ND		ug/l	2.5	--	1
1,3-Dichlorobenzene	ND		ug/l	2.5	--	1
1,4-Dichlorobenzene	ND		ug/l	2.5	--	1
Methyl tert butyl ether	ND		ug/l	1.0	--	1
p/m-Xylene	12		ug/l	1.0	--	1
o-Xylene	12		ug/l	1.0	--	1
Xylenes, Total	24		ug/l	1.0	--	1
cis-1,2-Dichloroethene	ND		ug/l	0.50	--	1
Dibromomethane	ND		ug/l	5.0	--	1
1,2,3-Trichloropropane	ND		ug/l	5.0	--	1
Styrene	ND		ug/l	1.0	--	1
Dichlorodifluoromethane	ND		ug/l	5.0	--	1
Acetone	12		ug/l	5.0	--	1
Carbon disulfide	ND		ug/l	5.0	--	1
2-Butanone	5.7		ug/l	5.0	--	1
4-Methyl-2-pentanone	ND		ug/l	5.0	--	1
2-Hexanone	ND		ug/l	5.0	--	1
Bromochloromethane	ND		ug/l	2.5	--	1
Tetrahydrofuran	ND		ug/l	5.0	--	1
2,2-Dichloropropane	ND		ug/l	2.5	--	1
1,2-Dibromoethane	ND		ug/l	2.0	--	1
1,1,1,2-Tetrachloroethane	ND		ug/l	0.50	--	1
Bromobenzene	ND		ug/l	2.5	--	1
n-Butylbenzene	17		ug/l	0.50	--	1
sec-Butylbenzene	33		ug/l	0.50	--	1
tert-Butylbenzene	3.6		ug/l	2.5	--	1
o-Chlorotoluene	ND		ug/l	2.5	--	1
p-Chlorotoluene	ND		ug/l	2.5	--	1
1,2-Dibromo-3-chloropropane	ND		ug/l	2.5	--	1
Hexachlorobutadiene	ND		ug/l	0.50	--	1
Isopropylbenzene	16		ug/l	0.50	--	1
p-Isopropyltoluene	32		ug/l	0.50	--	1
Naphthalene	7.2		ug/l	2.5	--	1
n-Propylbenzene	34		ug/l	0.50	--	1
1,2,3-Trichlorobenzene	ND		ug/l	2.5	--	1

Project Name: TROY MILLS LANDFILL SUPERFUND **Lab Number:** L2017762

Project Number: 04.0190987.09 **Report Date:** 05/06/20

SAMPLE RESULTS

Lab ID: L2017762-03 Date Collected: 04/28/20 13:45

Client ID: TRY_MW-804 Date Received: 04/29/20

Sample Location: TROY, NH Field Prep: Not Specified

Sample Depth:

Parameter	Result	Qualifier	Units	RL	MDL	Dilution Factor
Volatile Organics by GC/MS - Westborough Lab						
1,2,4-Trichlorobenzene	ND		ug/l	2.5	--	1
1,3,5-Trimethylbenzene	70		ug/l	2.5	--	1
1,3,5-Trichlorobenzene	ND		ug/l	2.0	--	1
1,2,4-Trimethylbenzene	170		ug/l	2.5	--	1
Ethyl ether	ND		ug/l	2.5	--	1
Isopropyl Ether	ND		ug/l	2.0	--	1
Tert-Butyl Alcohol	ND		ug/l	10	--	1
Ethyl-Tert-Butyl-Ether	ND		ug/l	2.0	--	1
Tertiary-Amyl Methyl Ether	ND		ug/l	2.0	--	1
1,4-Dioxane	ND		ug/l	250	--	1

Surrogate	% Recovery	Qualifier	Acceptance Criteria
1,2-Dichloroethane-d4	95		70-130
Toluene-d8	98		70-130
4-Bromofluorobenzene	105		70-130
Dibromofluoromethane	100		70-130

Project Name: TROY MILLS LANDFILL SUPERFUND **Lab Number:** L2017762

Project Number: 04.0190987.09 **Report Date:** 05/06/20

SAMPLE RESULTS

Lab ID: L2017762-04
Client ID: TRY_MW-804 DUP
Sample Location: TROY, NH

Date Collected: 04/28/20 13:45
Date Received: 04/29/20
Field Prep: Not Specified

Sample Depth:
Matrix: Water
Analytical Method: 1,8260C
Analytical Date: 05/02/20 15:18
Analyst: AJK

Parameter	Result	Qualifier	Units	RL	MDL	Dilution Factor
Volatile Organics by GC/MS - Westborough Lab						
Methylene chloride	ND		ug/l	3.0	--	1
1,1-Dichloroethane	ND		ug/l	0.75	--	1
Chloroform	ND		ug/l	0.75	--	1
Carbon tetrachloride	ND		ug/l	0.50	--	1
1,2-Dichloropropane	ND		ug/l	1.8	--	1
Dibromochloromethane	ND		ug/l	0.50	--	1
1,1,2-Trichloroethane	ND		ug/l	0.75	--	1
Tetrachloroethene	ND		ug/l	0.50	--	1
Chlorobenzene	ND		ug/l	0.50	--	1
Trichlorofluoromethane	ND		ug/l	2.5	--	1
1,2-Dichloroethane	ND		ug/l	0.50	--	1
1,1,1-Trichloroethane	ND		ug/l	0.50	--	1
Bromodichloromethane	ND		ug/l	0.50	--	1
trans-1,3-Dichloropropene	ND		ug/l	0.50	--	1
cis-1,3-Dichloropropene	ND		ug/l	0.50	--	1
1,3-Dichloropropene, Total	ND		ug/l	0.50	--	1
1,1-Dichloropropene	ND		ug/l	2.5	--	1
Bromoform	ND		ug/l	2.0	--	1
1,1,2,2-Tetrachloroethane	ND		ug/l	0.50	--	1
Benzene	ND		ug/l	0.50	--	1
Toluene	ND		ug/l	0.75	--	1
Ethylbenzene	20		ug/l	0.50	--	1
Chloromethane	ND		ug/l	2.5	--	1
Bromomethane	ND		ug/l	1.0	--	1
Vinyl chloride	ND		ug/l	1.0	--	1
Chloroethane	ND		ug/l	1.0	--	1
1,1-Dichloroethene	ND		ug/l	0.50	--	1
trans-1,2-Dichloroethene	ND		ug/l	0.75	--	1

Project Name: TROY MILLS LANDFILL SUPERFUND **Lab Number:** L2017762

Project Number: 04.0190987.09 **Report Date:** 05/06/20

SAMPLE RESULTS

Lab ID: L2017762-04 Date Collected: 04/28/20 13:45

Client ID: TRY_MW-804 DUP Date Received: 04/29/20

Sample Location: TROY, NH Field Prep: Not Specified

Sample Depth:

Parameter	Result	Qualifier	Units	RL	MDL	Dilution Factor
Volatile Organics by GC/MS - Westborough Lab						
1,2-Dichloroethene, Total	ND		ug/l	0.50	--	1
Trichloroethene	ND		ug/l	0.50	--	1
1,2-Dichlorobenzene	ND		ug/l	2.5	--	1
1,3-Dichlorobenzene	ND		ug/l	2.5	--	1
1,4-Dichlorobenzene	ND		ug/l	2.5	--	1
Methyl tert butyl ether	ND		ug/l	1.0	--	1
p/m-Xylene	12		ug/l	1.0	--	1
o-Xylene	12		ug/l	1.0	--	1
Xylenes, Total	24		ug/l	1.0	--	1
cis-1,2-Dichloroethene	ND		ug/l	0.50	--	1
Dibromomethane	ND		ug/l	5.0	--	1
1,2,3-Trichloropropane	ND		ug/l	5.0	--	1
Styrene	ND		ug/l	1.0	--	1
Dichlorodifluoromethane	ND		ug/l	5.0	--	1
Acetone	12		ug/l	5.0	--	1
Carbon disulfide	ND		ug/l	5.0	--	1
2-Butanone	6.2		ug/l	5.0	--	1
4-Methyl-2-pentanone	ND		ug/l	5.0	--	1
2-Hexanone	ND		ug/l	5.0	--	1
Bromochloromethane	ND		ug/l	2.5	--	1
Tetrahydrofuran	ND		ug/l	5.0	--	1
2,2-Dichloropropane	ND		ug/l	2.5	--	1
1,2-Dibromoethane	ND		ug/l	2.0	--	1
1,1,1,2-Tetrachloroethane	ND		ug/l	0.50	--	1
Bromobenzene	ND		ug/l	2.5	--	1
n-Butylbenzene	17		ug/l	0.50	--	1
sec-Butylbenzene	32		ug/l	0.50	--	1
tert-Butylbenzene	3.5		ug/l	2.5	--	1
o-Chlorotoluene	ND		ug/l	2.5	--	1
p-Chlorotoluene	ND		ug/l	2.5	--	1
1,2-Dibromo-3-chloropropane	ND		ug/l	2.5	--	1
Hexachlorobutadiene	ND		ug/l	0.50	--	1
Isopropylbenzene	16		ug/l	0.50	--	1
p-Isopropyltoluene	31		ug/l	0.50	--	1
Naphthalene	7.6		ug/l	2.5	--	1
n-Propylbenzene	34		ug/l	0.50	--	1
1,2,3-Trichlorobenzene	ND		ug/l	2.5	--	1

Project Name: TROY MILLS LANDFILL SUPERFUND **Lab Number:** L2017762

Project Number: 04.0190987.09 **Report Date:** 05/06/20

SAMPLE RESULTS

Lab ID: L2017762-04 Date Collected: 04/28/20 13:45

Client ID: TRY_MW-804 DUP Date Received: 04/29/20

Sample Location: TROY, NH Field Prep: Not Specified

Sample Depth:

Parameter	Result	Qualifier	Units	RL	MDL	Dilution Factor
Volatile Organics by GC/MS - Westborough Lab						
1,2,4-Trichlorobenzene	ND		ug/l	2.5	--	1
1,3,5-Trimethylbenzene	69		ug/l	2.5	--	1
1,3,5-Trichlorobenzene	ND		ug/l	2.0	--	1
1,2,4-Trimethylbenzene	170		ug/l	2.5	--	1
Ethyl ether	ND		ug/l	2.5	--	1
Isopropyl Ether	ND		ug/l	2.0	--	1
Tert-Butyl Alcohol	ND		ug/l	10	--	1
Ethyl-Tert-Butyl-Ether	ND		ug/l	2.0	--	1
Tertiary-Amyl Methyl Ether	ND		ug/l	2.0	--	1
1,4-Dioxane	ND		ug/l	250	--	1

Surrogate	% Recovery	Qualifier	Acceptance Criteria
1,2-Dichloroethane-d4	95		70-130
Toluene-d8	98		70-130
4-Bromofluorobenzene	104		70-130
Dibromofluoromethane	101		70-130

Project Name: TROY MILLS LANDFILL SUPERFUND **Lab Number:** L2017762

Project Number: 04.0190987.09 **Report Date:** 05/06/20

SAMPLE RESULTS

Lab ID: L2017762-06
Client ID: EQUIP BLANK
Sample Location: TROY, NH

Date Collected: 04/29/20 09:00
Date Received: 04/29/20
Field Prep: Not Specified

Sample Depth:
Matrix: Water
Analytical Method: 1,8260C
Analytical Date: 05/02/20 15:41
Analyst: AJK

Parameter	Result	Qualifier	Units	RL	MDL	Dilution Factor
Volatile Organics by GC/MS - Westborough Lab						
Methylene chloride	ND		ug/l	3.0	--	1
1,1-Dichloroethane	ND		ug/l	0.75	--	1
Chloroform	ND		ug/l	0.75	--	1
Carbon tetrachloride	ND		ug/l	0.50	--	1
1,2-Dichloropropane	ND		ug/l	1.8	--	1
Dibromochloromethane	ND		ug/l	0.50	--	1
1,1,2-Trichloroethane	ND		ug/l	0.75	--	1
Tetrachloroethene	ND		ug/l	0.50	--	1
Chlorobenzene	ND		ug/l	0.50	--	1
Trichlorofluoromethane	ND		ug/l	2.5	--	1
1,2-Dichloroethane	ND		ug/l	0.50	--	1
1,1,1-Trichloroethane	ND		ug/l	0.50	--	1
Bromodichloromethane	ND		ug/l	0.50	--	1
trans-1,3-Dichloropropene	ND		ug/l	0.50	--	1
cis-1,3-Dichloropropene	ND		ug/l	0.50	--	1
1,3-Dichloropropene, Total	ND		ug/l	0.50	--	1
1,1-Dichloropropene	ND		ug/l	2.5	--	1
Bromoform	ND		ug/l	2.0	--	1
1,1,2,2-Tetrachloroethane	ND		ug/l	0.50	--	1
Benzene	ND		ug/l	0.50	--	1
Toluene	ND		ug/l	0.75	--	1
Ethylbenzene	ND		ug/l	0.50	--	1
Chloromethane	ND		ug/l	2.5	--	1
Bromomethane	ND		ug/l	1.0	--	1
Vinyl chloride	ND		ug/l	1.0	--	1
Chloroethane	ND		ug/l	1.0	--	1
1,1-Dichloroethene	ND		ug/l	0.50	--	1
trans-1,2-Dichloroethene	ND		ug/l	0.75	--	1

Project Name: TROY MILLS LANDFILL SUPERFUND **Lab Number:** L2017762

Project Number: 04.0190987.09 **Report Date:** 05/06/20

SAMPLE RESULTS

Lab ID: L2017762-06 Date Collected: 04/29/20 09:00

Client ID: EQUIP BLANK Date Received: 04/29/20

Sample Location: TROY, NH Field Prep: Not Specified

Sample Depth:

Parameter	Result	Qualifier	Units	RL	MDL	Dilution Factor
Volatile Organics by GC/MS - Westborough Lab						
1,2-Dichloroethene, Total	ND		ug/l	0.50	--	1
Trichloroethene	ND		ug/l	0.50	--	1
1,2-Dichlorobenzene	ND		ug/l	2.5	--	1
1,3-Dichlorobenzene	ND		ug/l	2.5	--	1
1,4-Dichlorobenzene	ND		ug/l	2.5	--	1
Methyl tert butyl ether	ND		ug/l	1.0	--	1
p/m-Xylene	ND		ug/l	1.0	--	1
o-Xylene	ND		ug/l	1.0	--	1
Xylenes, Total	ND		ug/l	1.0	--	1
cis-1,2-Dichloroethene	ND		ug/l	0.50	--	1
Dibromomethane	ND		ug/l	5.0	--	1
1,2,3-Trichloropropane	ND		ug/l	5.0	--	1
Styrene	ND		ug/l	1.0	--	1
Dichlorodifluoromethane	ND		ug/l	5.0	--	1
Acetone	ND		ug/l	5.0	--	1
Carbon disulfide	ND		ug/l	5.0	--	1
2-Butanone	ND		ug/l	5.0	--	1
4-Methyl-2-pentanone	ND		ug/l	5.0	--	1
2-Hexanone	ND		ug/l	5.0	--	1
Bromochloromethane	ND		ug/l	2.5	--	1
Tetrahydrofuran	ND		ug/l	5.0	--	1
2,2-Dichloropropane	ND		ug/l	2.5	--	1
1,2-Dibromoethane	ND		ug/l	2.0	--	1
1,1,1,2-Tetrachloroethane	ND		ug/l	0.50	--	1
Bromobenzene	ND		ug/l	2.5	--	1
n-Butylbenzene	ND		ug/l	0.50	--	1
sec-Butylbenzene	ND		ug/l	0.50	--	1
tert-Butylbenzene	ND		ug/l	2.5	--	1
o-Chlorotoluene	ND		ug/l	2.5	--	1
p-Chlorotoluene	ND		ug/l	2.5	--	1
1,2-Dibromo-3-chloropropane	ND		ug/l	2.5	--	1
Hexachlorobutadiene	ND		ug/l	0.50	--	1
Isopropylbenzene	ND		ug/l	0.50	--	1
p-Isopropyltoluene	ND		ug/l	0.50	--	1
Naphthalene	ND		ug/l	2.5	--	1
n-Propylbenzene	ND		ug/l	0.50	--	1
1,2,3-Trichlorobenzene	ND		ug/l	2.5	--	1

Project Name: TROY MILLS LANDFILL SUPERFUND **Lab Number:** L2017762

Project Number: 04.0190987.09 **Report Date:** 05/06/20

SAMPLE RESULTS

Lab ID: L2017762-06 Date Collected: 04/29/20 09:00

Client ID: EQUIP BLANK Date Received: 04/29/20

Sample Location: TROY, NH Field Prep: Not Specified

Sample Depth:

Parameter	Result	Qualifier	Units	RL	MDL	Dilution Factor
Volatile Organics by GC/MS - Westborough Lab						
1,2,4-Trichlorobenzene	ND		ug/l	2.5	--	1
1,3,5-Trimethylbenzene	ND		ug/l	2.5	--	1
1,3,5-Trichlorobenzene	ND		ug/l	2.0	--	1
1,2,4-Trimethylbenzene	ND		ug/l	2.5	--	1
Ethyl ether	ND		ug/l	2.5	--	1
Isopropyl Ether	ND		ug/l	2.0	--	1
Tert-Butyl Alcohol	ND		ug/l	10	--	1
Ethyl-Tert-Butyl-Ether	ND		ug/l	2.0	--	1
Tertiary-Amyl Methyl Ether	ND		ug/l	2.0	--	1
1,4-Dioxane	ND		ug/l	250	--	1

Surrogate	% Recovery	Qualifier	Acceptance Criteria
1,2-Dichloroethane-d4	95		70-130
Toluene-d8	96		70-130
4-Bromofluorobenzene	99		70-130
Dibromofluoromethane	100		70-130

Project Name: TROY MILLS LANDFILL SUPERFUND **Lab Number:** L2017762

Project Number: 04.0190987.09 **Report Date:** 05/06/20

Method Blank Analysis
Batch Quality Control

Analytical Method: 1,8260C
Analytical Date: 05/02/20 09:53
Analyst: MKS

Parameter	Result	Qualifier	Units	RL	MDL
Volatile Organics by GC/MS - Westborough Lab for sample(s): 01-04,06 Batch: WG1366811-5					
Methylene chloride	ND		ug/l	3.0	--
1,1-Dichloroethane	ND		ug/l	0.75	--
Chloroform	ND		ug/l	0.75	--
Carbon tetrachloride	ND		ug/l	0.50	--
1,2-Dichloropropane	ND		ug/l	1.8	--
Dibromochloromethane	ND		ug/l	0.50	--
1,1,2-Trichloroethane	ND		ug/l	0.75	--
Tetrachloroethene	ND		ug/l	0.50	--
Chlorobenzene	ND		ug/l	0.50	--
Trichlorofluoromethane	ND		ug/l	2.5	--
1,2-Dichloroethane	ND		ug/l	0.50	--
1,1,1-Trichloroethane	ND		ug/l	0.50	--
Bromodichloromethane	ND		ug/l	0.50	--
trans-1,3-Dichloropropene	ND		ug/l	0.50	--
cis-1,3-Dichloropropene	ND		ug/l	0.50	--
1,3-Dichloropropene, Total	ND		ug/l	0.50	--
1,1-Dichloropropene	ND		ug/l	2.5	--
Bromoform	ND		ug/l	2.0	--
1,1,2,2-Tetrachloroethane	ND		ug/l	0.50	--
Benzene	ND		ug/l	0.50	--
Toluene	ND		ug/l	0.75	--
Ethylbenzene	ND		ug/l	0.50	--
Chloromethane	ND		ug/l	2.5	--
Bromomethane	ND		ug/l	1.0	--
Vinyl chloride	ND		ug/l	1.0	--
Chloroethane	ND		ug/l	1.0	--
1,1-Dichloroethene	ND		ug/l	0.50	--
trans-1,2-Dichloroethene	ND		ug/l	0.75	--
1,2-Dichloroethene, Total	ND		ug/l	0.50	--

Project Name: TROY MILLS LANDFILL SUPERFUND **Lab Number:** L2017762

Project Number: 04.0190987.09 **Report Date:** 05/06/20

Method Blank Analysis
Batch Quality Control

Analytical Method: 1,8260C
Analytical Date: 05/02/20 09:53
Analyst: MKS

Parameter	Result	Qualifier	Units	RL	MDL
Volatile Organics by GC/MS - Westborough Lab for sample(s): 01-04,06 Batch: WG1366811-5					
Trichloroethene	ND		ug/l	0.50	--
1,2-Dichlorobenzene	ND		ug/l	2.5	--
1,3-Dichlorobenzene	ND		ug/l	2.5	--
1,4-Dichlorobenzene	ND		ug/l	2.5	--
Methyl tert butyl ether	ND		ug/l	1.0	--
p/m-Xylene	ND		ug/l	1.0	--
o-Xylene	ND		ug/l	1.0	--
Xylenes, Total	ND		ug/l	1.0	--
cis-1,2-Dichloroethene	ND		ug/l	0.50	--
Dibromomethane	ND		ug/l	5.0	--
1,2,3-Trichloropropane	ND		ug/l	5.0	--
Styrene	ND		ug/l	1.0	--
Dichlorodifluoromethane	ND		ug/l	5.0	--
Acetone	ND		ug/l	5.0	--
Carbon disulfide	ND		ug/l	5.0	--
2-Butanone	ND		ug/l	5.0	--
4-Methyl-2-pentanone	ND		ug/l	5.0	--
2-Hexanone	ND		ug/l	5.0	--
Bromochloromethane	ND		ug/l	2.5	--
Tetrahydrofuran	ND		ug/l	5.0	--
2,2-Dichloropropane	ND		ug/l	2.5	--
1,2-Dibromoethane	ND		ug/l	2.0	--
1,1,1,2-Tetrachloroethane	ND		ug/l	0.50	--
Bromobenzene	ND		ug/l	2.5	--
n-Butylbenzene	ND		ug/l	0.50	--
sec-Butylbenzene	ND		ug/l	0.50	--
tert-Butylbenzene	ND		ug/l	2.5	--
o-Chlorotoluene	ND		ug/l	2.5	--
p-Chlorotoluene	ND		ug/l	2.5	--

Project Name: TROY MILLS LANDFILL SUPERFUND **Lab Number:** L2017762

Project Number: 04.0190987.09 **Report Date:** 05/06/20

Method Blank Analysis
Batch Quality Control

Analytical Method: 1,8260C
Analytical Date: 05/02/20 09:53
Analyst: MKS

Parameter	Result	Qualifier	Units	RL	MDL
Volatile Organics by GC/MS - Westborough Lab for sample(s): 01-04,06 Batch: WG1366811-5					
1,2-Dibromo-3-chloropropane	ND		ug/l	2.5	--
Hexachlorobutadiene	ND		ug/l	0.50	--
Isopropylbenzene	ND		ug/l	0.50	--
p-Isopropyltoluene	ND		ug/l	0.50	--
Naphthalene	ND		ug/l	2.5	--
n-Propylbenzene	ND		ug/l	0.50	--
1,2,3-Trichlorobenzene	ND		ug/l	2.5	--
1,2,4-Trichlorobenzene	ND		ug/l	2.5	--
1,3,5-Trimethylbenzene	ND		ug/l	2.5	--
1,3,5-Trichlorobenzene	ND		ug/l	2.0	--
1,2,4-Trimethylbenzene	ND		ug/l	2.5	--
Ethyl ether	ND		ug/l	2.5	--
Isopropyl Ether	ND		ug/l	2.0	--
Tert-Butyl Alcohol	ND		ug/l	10	--
Ethyl-Tert-Butyl-Ether	ND		ug/l	2.0	--
Tertiary-Amyl Methyl Ether	ND		ug/l	2.0	--
1,4-Dioxane	ND		ug/l	250	--

Surrogate	%Recovery	Qualifier	Acceptance Criteria
1,2-Dichloroethane-d4	94		70-130
Toluene-d8	96		70-130
4-Bromofluorobenzene	102		70-130
Dibromofluoromethane	100		70-130

Lab Control Sample Analysis

Batch Quality Control

Project Name: TROY MILLS LANDFILL SUPERFUND

Project Number: 04.0190987.09

Lab Number: L2017762

Report Date: 05/06/20

Parameter	LCS %Recovery	Qual	LCSD %Recovery	Qual	%Recovery Limits	RPD	Qual	RPD Limits
Volatile Organics by GC/MS - Westborough Lab Associated sample(s): 01-04,06 Batch: WG1366811-3 WG1366811-4								
Methylene chloride	86		89		70-130	3		20
1,1-Dichloroethane	87		91		70-130	4		20
Chloroform	89		94		70-130	5		20
Carbon tetrachloride	93		99		63-132	6		20
1,2-Dichloropropane	86		90		70-130	5		20
Dibromochloromethane	84		91		63-130	8		20
1,1,2-Trichloroethane	83		88		70-130	6		20
Tetrachloroethene	88		94		70-130	7		20
Chlorobenzene	87		92		75-130	6		25
Trichlorofluoromethane	96		100		62-150	4		20
1,2-Dichloroethane	83		85		70-130	2		20
1,1,1-Trichloroethane	92		95		67-130	3		20
Bromodichloromethane	87		92		67-130	6		20
trans-1,3-Dichloropropene	85		88		70-130	3		20
cis-1,3-Dichloropropene	89		93		70-130	4		20
1,1-Dichloropropene	89		91		70-130	2		20
Bromoform	86		93		54-136	8		20
1,1,2,2-Tetrachloroethane	83		89		67-130	7		20
Benzene	90		95		70-130	5		25
Toluene	88		91		70-130	3		25
Ethylbenzene	85		90		70-130	6		20
Chloromethane	74		78		64-130	5		20
Bromomethane	64		60		39-139	6		20

Lab Control Sample Analysis

Batch Quality Control

Project Name: TROY MILLS LANDFILL SUPERFUND

Project Number: 04.0190987.09

Lab Number: L2017762

Report Date: 05/06/20

Parameter	LCS %Recovery	Qual	LCSD %Recovery	Qual	%Recovery Limits	RPD	Qual	RPD Limits
Volatile Organics by GC/MS - Westborough Lab Associated sample(s): 01-04,06 Batch: WG1366811-3 WG1366811-4								
Vinyl chloride	100		100		55-140	0		20
Chloroethane	93		97		55-138	4		20
1,1-Dichloroethene	94		97		61-145	3		25
trans-1,2-Dichloroethene	91		96		70-130	5		20
Trichloroethene	94		99		70-130	5		25
1,2-Dichlorobenzene	83		88		70-130	6		20
1,3-Dichlorobenzene	87		90		70-130	3		20
1,4-Dichlorobenzene	86		90		70-130	5		20
Methyl tert butyl ether	80		84		63-130	5		20
p/m-Xylene	85		90		70-130	6		20
o-Xylene	85		90		70-130	6		20
cis-1,2-Dichloroethene	93		98		70-130	5		20
Dibromomethane	91		93		70-130	2		20
1,2,3-Trichloropropane	87		78		64-130	11		20
Styrene	85		90		70-130	6		20
Dichlorodifluoromethane	130		140		36-147	7		20
Acetone	80		68		58-148	16		20
Carbon disulfide	89		95		51-130	7		20
2-Butanone	74		76		63-138	3		20
4-Methyl-2-pentanone	77		82		59-130	6		20
2-Hexanone	68		71		57-130	4		20
Bromochloromethane	100		100		70-130	0		20
Tetrahydrofuran	69		74		58-130	7		20

Lab Control Sample Analysis

Batch Quality Control

Project Name: TROY MILLS LANDFILL SUPERFUND

Project Number: 04.0190987.09

Lab Number: L2017762

Report Date: 05/06/20

Parameter	LCS %Recovery	Qual	LCSD %Recovery	Qual	%Recovery Limits	RPD	Qual	RPD Limits
Volatile Organics by GC/MS - Westborough Lab Associated sample(s): 01-04,06 Batch: WG1366811-3 WG1366811-4								
2,2-Dichloropropane	99		100		63-133	1		20
1,2-Dibromoethane	86		89		70-130	3		20
1,1,1,2-Tetrachloroethane	88		94		64-130	7		20
Bromobenzene	92		95		70-130	3		20
n-Butylbenzene	81		88		53-136	8		20
sec-Butylbenzene	84		89		70-130	6		20
tert-Butylbenzene	85		90		70-130	6		20
o-Chlorotoluene	84		90		70-130	7		20
p-Chlorotoluene	86		89		70-130	3		20
1,2-Dibromo-3-chloropropane	80		83		41-144	4		20
Hexachlorobutadiene	88		96		63-130	9		20
Isopropylbenzene	87		93		70-130	7		20
p-Isopropyltoluene	84		89		70-130	6		20
Naphthalene	71		77		70-130	8		20
n-Propylbenzene	85		92		69-130	8		20
1,2,3-Trichlorobenzene	70		80		70-130	13		20
1,2,4-Trichlorobenzene	78		85		70-130	9		20
1,3,5-Trimethylbenzene	84		89		64-130	6		20
1,3,5-Trichlorobenzene	83		89		70-130	7		20
1,2,4-Trimethylbenzene	84		88		70-130	5		20
Ethyl ether	79		85		59-134	7		20
Isopropyl Ether	78		82		70-130	5		20
Tert-Butyl Alcohol	84		88		70-130	5		20

Lab Control Sample Analysis

Batch Quality Control

Project Name: TROY MILLS LANDFILL SUPERFUND

Project Number: 04.0190987.09

Lab Number: L2017762

Report Date: 05/06/20

Parameter	LCS %Recovery	Qual	LCSD %Recovery	Qual	%Recovery Limits	RPD	Qual	RPD Limits
Volatile Organics by GC/MS - Westborough Lab Associated sample(s): 01-04,06 Batch: WG1366811-3 WG1366811-4								
Ethyl-Tert-Butyl-Ether	83		87		70-130	5		20
Tertiary-Amyl Methyl Ether	83		86		66-130	4		20
1,4-Dioxane	120		134		56-162	11		20

Surrogate	LCS %Recovery	Qual	LCSD %Recovery	Qual	Acceptance Criteria
1,2-Dichloroethane-d4	91		91		70-130
Toluene-d8	98		97		70-130
4-Bromofluorobenzene	103		102		70-130
Dibromofluoromethane	101		102		70-130

SEMIVOLATILES

Project Name: TROY MILLS LANDFILL SUPERFUND **Lab Number:** L2017762

Project Number: 04.0190987.09 **Report Date:** 05/06/20

SAMPLE RESULTS

Lab ID: L2017762-02
Client ID: TRY_MW-803
Sample Location: TROY, NH

Date Collected: 04/28/20 11:30
Date Received: 04/29/20
Field Prep: Not Specified

Sample Depth:
Matrix: Water
Analytical Method: 1,8270D
Analytical Date: 05/03/20 12:36
Analyst: EK

Extraction Method: EPA 3510C
Extraction Date: 05/01/20 15:41

Parameter	Result	Qualifier	Units	RL	MDL	Dilution Factor
Semivolatile Organics by GC/MS - Westborough Lab						
Benzidine	ND		ug/l	20	--	1
1,2,4-Trichlorobenzene	ND		ug/l	5.0	--	1
Bis(2-chloroethyl)ether	ND		ug/l	2.0	--	1
1,2-Dichlorobenzene	ND		ug/l	2.0	--	1
1,3-Dichlorobenzene	ND		ug/l	2.0	--	1
1,4-Dichlorobenzene	ND		ug/l	2.0	--	1
3,3'-Dichlorobenzidine	ND		ug/l	5.0	--	1
2,4-Dinitrotoluene	ND		ug/l	5.0	--	1
2,6-Dinitrotoluene	ND		ug/l	5.0	--	1
Azobenzene	ND		ug/l	2.0	--	1
4-Chlorophenyl phenyl ether	ND		ug/l	2.0	--	1
4-Bromophenyl phenyl ether	ND		ug/l	2.0	--	1
Bis(2-chloroisopropyl)ether	ND		ug/l	2.0	--	1
Bis(2-chloroethoxy)methane	ND		ug/l	5.0	--	1
Hexachlorocyclopentadiene	ND		ug/l	20	--	1
Isophorone	ND		ug/l	5.0	--	1
Nitrobenzene	ND		ug/l	2.0	--	1
NDPA/DPA	ND		ug/l	2.0	--	1
n-Nitrosodi-n-propylamine	ND		ug/l	5.0	--	1
Bis(2-ethylhexyl)phthalate	ND		ug/l	3.0	--	1
Butyl benzyl phthalate	ND		ug/l	5.0	--	1
Di-n-butylphthalate	ND		ug/l	5.0	--	1
Di-n-octylphthalate	ND		ug/l	5.0	--	1
Diethyl phthalate	ND		ug/l	5.0	--	1
Dimethyl phthalate	ND		ug/l	5.0	--	1
Biphenyl	ND		ug/l	2.0	--	1
Aniline	ND		ug/l	2.0	--	1
4-Chloroaniline	ND		ug/l	5.0	--	1

Project Name: TROY MILLS LANDFILL SUPERFUND **Lab Number:** L2017762

Project Number: 04.0190987.09 **Report Date:** 05/06/20

SAMPLE RESULTS

Lab ID: L2017762-02 Date Collected: 04/28/20 11:30

Client ID: TRY_MW-803 Date Received: 04/29/20

Sample Location: TROY, NH Field Prep: Not Specified

Sample Depth:

Parameter	Result	Qualifier	Units	RL	MDL	Dilution Factor
Semivolatile Organics by GC/MS - Westborough Lab						
2-Nitroaniline	ND		ug/l	5.0	--	1
3-Nitroaniline	ND		ug/l	5.0	--	1
4-Nitroaniline	ND		ug/l	5.0	--	1
Dibenzofuran	ND		ug/l	2.0	--	1
n-Nitrosodimethylamine	ND		ug/l	2.0	--	1
2,4,6-Trichlorophenol	ND		ug/l	5.0	--	1
p-Chloro-m-cresol	ND		ug/l	2.0	--	1
2-Chlorophenol	ND		ug/l	2.0	--	1
2,4-Dichlorophenol	ND		ug/l	5.0	--	1
2,4-Dimethylphenol	ND		ug/l	5.0	--	1
2-Nitrophenol	ND		ug/l	10	--	1
4-Nitrophenol	ND		ug/l	10	--	1
2,4-Dinitrophenol	ND		ug/l	20	--	1
4,6-Dinitro-o-cresol	ND		ug/l	10	--	1
Phenol	ND		ug/l	5.0	--	1
2-Methylphenol	ND		ug/l	5.0	--	1
3-Methylphenol/4-Methylphenol	ND		ug/l	5.0	--	1
2,4,5-Trichlorophenol	ND		ug/l	5.0	--	1
Benzoic Acid	ND		ug/l	50	--	1
Benzyl Alcohol	ND		ug/l	2.0	--	1
Carbazole	ND		ug/l	2.0	--	1
Pyridine	ND		ug/l	3.5	--	1

Surrogate	% Recovery	Qualifier	Acceptance Criteria
2-Fluorophenol	65		21-120
Phenol-d6	56		10-120
Nitrobenzene-d5	77		23-120
2-Fluorobiphenyl	69		15-120
2,4,6-Tribromophenol	74		10-120
4-Terphenyl-d14	89		41-149

Project Name: TROY MILLS LANDFILL SUPERFUND **Lab Number:** L2017762

Project Number: 04.0190987.09 **Report Date:** 05/06/20

SAMPLE RESULTS

Lab ID: L2017762-02
Client ID: TRY_MW-803
Sample Location: TROY, NH

Date Collected: 04/28/20 11:30
Date Received: 04/29/20
Field Prep: Not Specified

Sample Depth:
Matrix: Water
Analytical Method: 1,8270D-SIM
Analytical Date: 05/03/20 11:48
Analyst: DV

Extraction Method: EPA 3510C
Extraction Date: 05/01/20 15:43

Parameter	Result	Qualifier	Units	RL	MDL	Dilution Factor
Semivolatile Organics by GC/MS-SIM - Westborough Lab						
Acenaphthene	ND		ug/l	0.10	--	1
2-Chloronaphthalene	ND		ug/l	0.20	--	1
Fluoranthene	ND		ug/l	0.10	--	1
Hexachlorobutadiene	ND		ug/l	0.50	--	1
Naphthalene	0.12		ug/l	0.10	--	1
Benzo(a)anthracene	ND		ug/l	0.10	--	1
Benzo(a)pyrene	ND		ug/l	0.10	--	1
Benzo(b)fluoranthene	ND		ug/l	0.10	--	1
Benzo(k)fluoranthene	ND		ug/l	0.10	--	1
Chrysene	ND		ug/l	0.10	--	1
Acenaphthylene	ND		ug/l	0.10	--	1
Anthracene	ND		ug/l	0.10	--	1
Benzo(ghi)perylene	ND		ug/l	0.10	--	1
Fluorene	ND		ug/l	0.10	--	1
Phenanthrene	ND		ug/l	0.10	--	1
Dibenzo(a,h)anthracene	ND		ug/l	0.10	--	1
Indeno(1,2,3-cd)pyrene	ND		ug/l	0.10	--	1
Pyrene	ND		ug/l	0.10	--	1
1-Methylnaphthalene	ND		ug/l	0.10	--	1
2-Methylnaphthalene	ND		ug/l	0.10	--	1
Pentachlorophenol	ND		ug/l	0.80	--	1
Hexachlorobenzene	ND		ug/l	0.80	--	1
Hexachloroethane	ND		ug/l	0.80	--	1

Project Name: TROY MILLS LANDFILL SUPERFUND **Lab Number:** L2017762

Project Number: 04.0190987.09 **Report Date:** 05/06/20

SAMPLE RESULTS

Lab ID: L2017762-02 Date Collected: 04/28/20 11:30

Client ID: TRY_MW-803 Date Received: 04/29/20

Sample Location: TROY, NH Field Prep: Not Specified

Sample Depth:

Parameter	Result	Qualifier	Units	RL	MDL	Dilution Factor
Semivolatile Organics by GC/MS-SIM - Westborough Lab						

Surrogate	% Recovery	Qualifier	Acceptance Criteria
2-Fluorophenol	64		21-120
Phenol-d6	57		10-120
Nitrobenzene-d5	79		23-120
2-Fluorobiphenyl	72		15-120
2,4,6-Tribromophenol	99		10-120
4-Terphenyl-d14	90		41-149

Project Name: TROY MILLS LANDFILL SUPERFUND
Lab Number: L2017762
Project Number: 04.0190987.09
Report Date: 05/06/20

SAMPLE RESULTS

Lab ID: L2017762-02
Client ID: TRY_MW-803
Sample Location: TROY, NH

Date Collected: 04/28/20 11:30
Date Received: 04/29/20
Field Prep: Not Specified

Sample Depth:
Matrix: Water
Analytical Method: 1,8270D-SIM
Analytical Date: 05/05/20 19:04
Analyst: PS

Extraction Method: EPA 3510C
Extraction Date: 05/04/20 14:00

Parameter	Result	Qualifier	Units	RL	MDL	Dilution Factor
1,4 Dioxane by 8270D-SIM - Mansfield Lab						
1,4-Dioxane	ND		ug/l	0.156	--	1

Surrogate	% Recovery	Qualifier	Acceptance Criteria
1,4-Dioxane-d8	32		15-110

Project Name: TROY MILLS LANDFILL SUPERFUND **Lab Number:** L2017762

Project Number: 04.0190987.09 **Report Date:** 05/06/20

SAMPLE RESULTS

Lab ID: L2017762-03
Client ID: TRY_MW-804
Sample Location: TROY, NH

Date Collected: 04/28/20 13:45
Date Received: 04/29/20
Field Prep: Not Specified

Sample Depth:
Matrix: Water
Analytical Method: 1,8270D
Analytical Date: 05/03/20 12:59
Analyst: EK

Extraction Method: EPA 3510C
Extraction Date: 05/01/20 15:41

Parameter	Result	Qualifier	Units	RL	MDL	Dilution Factor
Semivolatile Organics by GC/MS - Westborough Lab						
Benzidine	ND		ug/l	20	--	1
1,2,4-Trichlorobenzene	ND		ug/l	5.0	--	1
Bis(2-chloroethyl)ether	ND		ug/l	2.0	--	1
1,2-Dichlorobenzene	ND		ug/l	2.0	--	1
1,3-Dichlorobenzene	ND		ug/l	2.0	--	1
1,4-Dichlorobenzene	ND		ug/l	2.0	--	1
3,3'-Dichlorobenzidine	ND		ug/l	5.0	--	1
2,4-Dinitrotoluene	ND		ug/l	5.0	--	1
2,6-Dinitrotoluene	ND		ug/l	5.0	--	1
Azobenzene	ND		ug/l	2.0	--	1
4-Chlorophenyl phenyl ether	ND		ug/l	2.0	--	1
4-Bromophenyl phenyl ether	ND		ug/l	2.0	--	1
Bis(2-chloroisopropyl)ether	ND		ug/l	2.0	--	1
Bis(2-chloroethoxy)methane	ND		ug/l	5.0	--	1
Hexachlorocyclopentadiene	ND		ug/l	20	--	1
Isophorone	ND		ug/l	5.0	--	1
Nitrobenzene	ND		ug/l	2.0	--	1
NDPA/DPA	ND		ug/l	2.0	--	1
n-Nitrosodi-n-propylamine	ND		ug/l	5.0	--	1
Bis(2-ethylhexyl)phthalate	45.		ug/l	3.0	--	1
Butyl benzyl phthalate	29.		ug/l	5.0	--	1
Di-n-butylphthalate	ND		ug/l	5.0	--	1
Di-n-octylphthalate	ND		ug/l	5.0	--	1
Diethyl phthalate	ND		ug/l	5.0	--	1
Dimethyl phthalate	ND		ug/l	5.0	--	1
Biphenyl	ND		ug/l	2.0	--	1
Aniline	ND		ug/l	2.0	--	1
4-Chloroaniline	ND		ug/l	5.0	--	1

Project Name: TROY MILLS LANDFILL SUPERFUND **Lab Number:** L2017762

Project Number: 04.0190987.09 **Report Date:** 05/06/20

SAMPLE RESULTS

Lab ID: L2017762-03 Date Collected: 04/28/20 13:45

Client ID: TRY_MW-804 Date Received: 04/29/20

Sample Location: TROY, NH Field Prep: Not Specified

Sample Depth:

Parameter	Result	Qualifier	Units	RL	MDL	Dilution Factor
Semivolatile Organics by GC/MS - Westborough Lab						
2-Nitroaniline	ND		ug/l	5.0	--	1
3-Nitroaniline	ND		ug/l	5.0	--	1
4-Nitroaniline	ND		ug/l	5.0	--	1
Dibenzofuran	ND		ug/l	2.0	--	1
n-Nitrosodimethylamine	ND		ug/l	2.0	--	1
2,4,6-Trichlorophenol	ND		ug/l	5.0	--	1
p-Chloro-m-cresol	ND		ug/l	2.0	--	1
2-Chlorophenol	ND		ug/l	2.0	--	1
2,4-Dichlorophenol	ND		ug/l	5.0	--	1
2,4-Dimethylphenol	ND		ug/l	5.0	--	1
2-Nitrophenol	ND		ug/l	10	--	1
4-Nitrophenol	ND		ug/l	10	--	1
2,4-Dinitrophenol	ND		ug/l	20	--	1
4,6-Dinitro-o-cresol	ND		ug/l	10	--	1
Phenol	ND		ug/l	5.0	--	1
2-Methylphenol	ND		ug/l	5.0	--	1
3-Methylphenol/4-Methylphenol	ND		ug/l	5.0	--	1
2,4,5-Trichlorophenol	ND		ug/l	5.0	--	1
Benzoic Acid	ND		ug/l	50	--	1
Benzyl Alcohol	ND		ug/l	2.0	--	1
Carbazole	ND		ug/l	2.0	--	1
Pyridine	ND		ug/l	3.5	--	1

Surrogate	% Recovery	Qualifier	Acceptance Criteria
2-Fluorophenol	71		21-120
Phenol-d6	59		10-120
Nitrobenzene-d5	87		23-120
2-Fluorobiphenyl	71		15-120
2,4,6-Tribromophenol	81		10-120
4-Terphenyl-d14	86		41-149

Project Name: TROY MILLS LANDFILL SUPERFUND **Lab Number:** L2017762

Project Number: 04.0190987.09 **Report Date:** 05/06/20

SAMPLE RESULTS

Lab ID: L2017762-03
Client ID: TRY_MW-804
Sample Location: TROY, NH

Date Collected: 04/28/20 13:45
Date Received: 04/29/20
Field Prep: Not Specified

Sample Depth:
Matrix: Water
Analytical Method: 1,8270D-SIM
Analytical Date: 05/03/20 12:04
Analyst: DV

Extraction Method: EPA 3510C
Extraction Date: 05/01/20 15:43

Parameter	Result	Qualifier	Units	RL	MDL	Dilution Factor
Semivolatile Organics by GC/MS-SIM - Westborough Lab						
Acenaphthene	ND		ug/l	0.10	--	1
2-Chloronaphthalene	ND		ug/l	0.20	--	1
Fluoranthene	ND		ug/l	0.10	--	1
Hexachlorobutadiene	ND		ug/l	0.50	--	1
Naphthalene	3.8		ug/l	0.10	--	1
Benzo(a)anthracene	ND		ug/l	0.10	--	1
Benzo(a)pyrene	ND		ug/l	0.10	--	1
Benzo(b)fluoranthene	ND		ug/l	0.10	--	1
Benzo(k)fluoranthene	ND		ug/l	0.10	--	1
Chrysene	ND		ug/l	0.10	--	1
Acenaphthylene	ND		ug/l	0.10	--	1
Anthracene	ND		ug/l	0.10	--	1
Benzo(ghi)perylene	ND		ug/l	0.10	--	1
Fluorene	ND		ug/l	0.10	--	1
Phenanthrene	ND		ug/l	0.10	--	1
Dibenzo(a,h)anthracene	ND		ug/l	0.10	--	1
Indeno(1,2,3-cd)pyrene	ND		ug/l	0.10	--	1
Pyrene	ND		ug/l	0.10	--	1
1-Methylnaphthalene	0.37		ug/l	0.10	--	1
2-Methylnaphthalene	0.31		ug/l	0.10	--	1
Pentachlorophenol	ND		ug/l	0.80	--	1
Hexachlorobenzene	ND		ug/l	0.80	--	1
Hexachloroethane	ND		ug/l	0.80	--	1

Project Name: TROY MILLS LANDFILL SUPERFUND **Lab Number:** L2017762

Project Number: 04.0190987.09 **Report Date:** 05/06/20

SAMPLE RESULTS

Lab ID: L2017762-03 Date Collected: 04/28/20 13:45

Client ID: TRY_MW-804 Date Received: 04/29/20

Sample Location: TROY, NH Field Prep: Not Specified

Sample Depth:

Parameter	Result	Qualifier	Units	RL	MDL	Dilution Factor
Semivolatile Organics by GC/MS-SIM - Westborough Lab						

Surrogate	% Recovery	Qualifier	Acceptance Criteria
2-Fluorophenol	67		21-120
Phenol-d6	57		10-120
Nitrobenzene-d5	82		23-120
2-Fluorobiphenyl	72		15-120
2,4,6-Tribromophenol	94		10-120
4-Terphenyl-d14	94		41-149

Project Name: TROY MILLS LANDFILL SUPERFUND
Lab Number: L2017762
Project Number: 04.0190987.09
Report Date: 05/06/20

SAMPLE RESULTS

Lab ID: L2017762-03
Client ID: TRY_MW-804
Sample Location: TROY, NH

Date Collected: 04/28/20 13:45
Date Received: 04/29/20
Field Prep: Not Specified

Sample Depth:
Matrix: Water
Analytical Method: 1,8270D-SIM
Analytical Date: 05/05/20 19:27
Analyst: PS

Extraction Method: EPA 3510C
Extraction Date: 05/04/20 14:00

Parameter	Result	Qualifier	Units	RL	MDL	Dilution Factor
1,4 Dioxane by 8270D-SIM - Mansfield Lab						
1,4-Dioxane	ND		ug/l	0.144	--	1

Surrogate	% Recovery	Qualifier	Acceptance Criteria
1,4-Dioxane-d8	37		15-110

Project Name: TROY MILLS LANDFILL SUPERFUND **Lab Number:** L2017762

Project Number: 04.0190987.09 **Report Date:** 05/06/20

SAMPLE RESULTS

Lab ID: L2017762-04
Client ID: TRY_MW-804 DUP
Sample Location: TROY, NH

Date Collected: 04/28/20 13:45
Date Received: 04/29/20
Field Prep: Not Specified

Sample Depth:
Matrix: Water
Analytical Method: 1,8270D
Analytical Date: 05/03/20 13:22
Analyst: EK

Extraction Method: EPA 3510C
Extraction Date: 05/01/20 15:41

Parameter	Result	Qualifier	Units	RL	MDL	Dilution Factor
Semivolatile Organics by GC/MS - Westborough Lab						
Benzidine	ND		ug/l	20	--	1
1,2,4-Trichlorobenzene	ND		ug/l	5.0	--	1
Bis(2-chloroethyl)ether	ND		ug/l	2.0	--	1
1,2-Dichlorobenzene	ND		ug/l	2.0	--	1
1,3-Dichlorobenzene	ND		ug/l	2.0	--	1
1,4-Dichlorobenzene	ND		ug/l	2.0	--	1
3,3'-Dichlorobenzidine	ND		ug/l	5.0	--	1
2,4-Dinitrotoluene	ND		ug/l	5.0	--	1
2,6-Dinitrotoluene	ND		ug/l	5.0	--	1
Azobenzene	ND		ug/l	2.0	--	1
4-Chlorophenyl phenyl ether	ND		ug/l	2.0	--	1
4-Bromophenyl phenyl ether	ND		ug/l	2.0	--	1
Bis(2-chloroisopropyl)ether	ND		ug/l	2.0	--	1
Bis(2-chloroethoxy)methane	ND		ug/l	5.0	--	1
Hexachlorocyclopentadiene	ND		ug/l	20	--	1
Isophorone	ND		ug/l	5.0	--	1
Nitrobenzene	ND		ug/l	2.0	--	1
NDPA/DPA	ND		ug/l	2.0	--	1
n-Nitrosodi-n-propylamine	ND		ug/l	5.0	--	1
Bis(2-ethylhexyl)phthalate	19.		ug/l	3.0	--	1
Butyl benzyl phthalate	28.		ug/l	5.0	--	1
Di-n-butylphthalate	ND		ug/l	5.0	--	1
Di-n-octylphthalate	ND		ug/l	5.0	--	1
Diethyl phthalate	ND		ug/l	5.0	--	1
Dimethyl phthalate	ND		ug/l	5.0	--	1
Biphenyl	ND		ug/l	2.0	--	1
Aniline	ND		ug/l	2.0	--	1
4-Chloroaniline	ND		ug/l	5.0	--	1

Project Name: TROY MILLS LANDFILL SUPERFUND **Lab Number:** L2017762

Project Number: 04.0190987.09 **Report Date:** 05/06/20

SAMPLE RESULTS

Lab ID: L2017762-04 Date Collected: 04/28/20 13:45

Client ID: TRY_MW-804 DUP Date Received: 04/29/20

Sample Location: TROY, NH Field Prep: Not Specified

Sample Depth:

Parameter	Result	Qualifier	Units	RL	MDL	Dilution Factor
Semivolatile Organics by GC/MS - Westborough Lab						
2-Nitroaniline	ND		ug/l	5.0	--	1
3-Nitroaniline	ND		ug/l	5.0	--	1
4-Nitroaniline	ND		ug/l	5.0	--	1
Dibenzofuran	ND		ug/l	2.0	--	1
n-Nitrosodimethylamine	ND		ug/l	2.0	--	1
2,4,6-Trichlorophenol	ND		ug/l	5.0	--	1
p-Chloro-m-cresol	ND		ug/l	2.0	--	1
2-Chlorophenol	ND		ug/l	2.0	--	1
2,4-Dichlorophenol	ND		ug/l	5.0	--	1
2,4-Dimethylphenol	ND		ug/l	5.0	--	1
2-Nitrophenol	ND		ug/l	10	--	1
4-Nitrophenol	ND		ug/l	10	--	1
2,4-Dinitrophenol	ND		ug/l	20	--	1
4,6-Dinitro-o-cresol	ND		ug/l	10	--	1
Phenol	ND		ug/l	5.0	--	1
2-Methylphenol	ND		ug/l	5.0	--	1
3-Methylphenol/4-Methylphenol	ND		ug/l	5.0	--	1
2,4,5-Trichlorophenol	ND		ug/l	5.0	--	1
Benzoic Acid	ND		ug/l	50	--	1
Benzyl Alcohol	ND		ug/l	2.0	--	1
Carbazole	ND		ug/l	2.0	--	1
Pyridine	ND		ug/l	3.5	--	1

Surrogate	% Recovery	Qualifier	Acceptance Criteria
2-Fluorophenol	71		21-120
Phenol-d6	60		10-120
Nitrobenzene-d5	92		23-120
2-Fluorobiphenyl	72		15-120
2,4,6-Tribromophenol	81		10-120
4-Terphenyl-d14	87		41-149

Project Name: TROY MILLS LANDFILL SUPERFUND **Lab Number:** L2017762

Project Number: 04.0190987.09 **Report Date:** 05/06/20

SAMPLE RESULTS

Lab ID: L2017762-04
Client ID: TRY_MW-804 DUP
Sample Location: TROY, NH

Date Collected: 04/28/20 13:45
Date Received: 04/29/20
Field Prep: Not Specified

Sample Depth:
Matrix: Water
Analytical Method: 1,8270D-SIM
Analytical Date: 05/03/20 12:21
Analyst: DV

Extraction Method: EPA 3510C
Extraction Date: 05/01/20 15:43

Parameter	Result	Qualifier	Units	RL	MDL	Dilution Factor
Semivolatile Organics by GC/MS-SIM - Westborough Lab						
Acenaphthene	ND		ug/l	0.10	--	1
2-Chloronaphthalene	ND		ug/l	0.20	--	1
Fluoranthene	ND		ug/l	0.10	--	1
Hexachlorobutadiene	ND		ug/l	0.50	--	1
Naphthalene	4.1		ug/l	0.10	--	1
Benzo(a)anthracene	ND		ug/l	0.10	--	1
Benzo(a)pyrene	ND		ug/l	0.10	--	1
Benzo(b)fluoranthene	ND		ug/l	0.10	--	1
Benzo(k)fluoranthene	ND		ug/l	0.10	--	1
Chrysene	ND		ug/l	0.10	--	1
Acenaphthylene	ND		ug/l	0.10	--	1
Anthracene	ND		ug/l	0.10	--	1
Benzo(ghi)perylene	ND		ug/l	0.10	--	1
Fluorene	ND		ug/l	0.10	--	1
Phenanthrene	ND		ug/l	0.10	--	1
Dibenzo(a,h)anthracene	ND		ug/l	0.10	--	1
Indeno(1,2,3-cd)pyrene	ND		ug/l	0.10	--	1
Pyrene	ND		ug/l	0.10	--	1
1-Methylnaphthalene	0.40		ug/l	0.10	--	1
2-Methylnaphthalene	0.38		ug/l	0.10	--	1
Pentachlorophenol	ND		ug/l	0.80	--	1
Hexachlorobenzene	ND		ug/l	0.80	--	1
Hexachloroethane	ND		ug/l	0.80	--	1

Project Name: TROY MILLS LANDFILL SUPERFUND **Lab Number:** L2017762

Project Number: 04.0190987.09 **Report Date:** 05/06/20

SAMPLE RESULTS

Lab ID: L2017762-04 Date Collected: 04/28/20 13:45

Client ID: TRY_MW-804 DUP Date Received: 04/29/20

Sample Location: TROY, NH Field Prep: Not Specified

Sample Depth:

Parameter	Result	Qualifier	Units	RL	MDL	Dilution Factor
Semivolatile Organics by GC/MS-SIM - Westborough Lab						

Surrogate	% Recovery	Qualifier	Acceptance Criteria
2-Fluorophenol	65		21-120
Phenol-d6	57		10-120
Nitrobenzene-d5	82		23-120
2-Fluorobiphenyl	74		15-120
2,4,6-Tribromophenol	97		10-120
4-Terphenyl-d14	90		41-149

Project Name: TROY MILLS LANDFILL SUPERFUND **Lab Number:** L2017762

Project Number: 04.0190987.09 **Report Date:** 05/06/20

SAMPLE RESULTS

Lab ID: L2017762-05
Client ID: EQUIP BLANK
Sample Location: TROY, NH

Date Collected: 04/29/20 08:30
Date Received: 04/29/20
Field Prep: Not Specified

Sample Depth:
Matrix: Water
Analytical Method: 1,8270D
Analytical Date: 05/03/20 13:46
Analyst: EK

Extraction Method: EPA 3510C
Extraction Date: 05/01/20 15:41

Parameter	Result	Qualifier	Units	RL	MDL	Dilution Factor
Semivolatile Organics by GC/MS - Westborough Lab						
Benzidine	ND		ug/l	20	--	1
1,2,4-Trichlorobenzene	ND		ug/l	5.0	--	1
Bis(2-chloroethyl)ether	ND		ug/l	2.0	--	1
1,2-Dichlorobenzene	ND		ug/l	2.0	--	1
1,3-Dichlorobenzene	ND		ug/l	2.0	--	1
1,4-Dichlorobenzene	ND		ug/l	2.0	--	1
3,3'-Dichlorobenzidine	ND		ug/l	5.0	--	1
2,4-Dinitrotoluene	ND		ug/l	5.0	--	1
2,6-Dinitrotoluene	ND		ug/l	5.0	--	1
Azobenzene	ND		ug/l	2.0	--	1
4-Chlorophenyl phenyl ether	ND		ug/l	2.0	--	1
4-Bromophenyl phenyl ether	ND		ug/l	2.0	--	1
Bis(2-chloroisopropyl)ether	ND		ug/l	2.0	--	1
Bis(2-chloroethoxy)methane	ND		ug/l	5.0	--	1
Hexachlorocyclopentadiene	ND		ug/l	20	--	1
Isophorone	ND		ug/l	5.0	--	1
Nitrobenzene	ND		ug/l	2.0	--	1
NDPA/DPA	ND		ug/l	2.0	--	1
n-Nitrosodi-n-propylamine	ND		ug/l	5.0	--	1
Bis(2-ethylhexyl)phthalate	ND		ug/l	3.0	--	1
Butyl benzyl phthalate	ND		ug/l	5.0	--	1
Di-n-butylphthalate	ND		ug/l	5.0	--	1
Di-n-octylphthalate	ND		ug/l	5.0	--	1
Diethyl phthalate	ND		ug/l	5.0	--	1
Dimethyl phthalate	ND		ug/l	5.0	--	1
Biphenyl	ND		ug/l	2.0	--	1
Aniline	ND		ug/l	2.0	--	1
4-Chloroaniline	ND		ug/l	5.0	--	1

Project Name: TROY MILLS LANDFILL SUPERFUND **Lab Number:** L2017762

Project Number: 04.0190987.09 **Report Date:** 05/06/20

SAMPLE RESULTS

Lab ID: L2017762-05 Date Collected: 04/29/20 08:30

Client ID: EQUIP BLANK Date Received: 04/29/20

Sample Location: TROY, NH Field Prep: Not Specified

Sample Depth:

Parameter	Result	Qualifier	Units	RL	MDL	Dilution Factor
Semivolatile Organics by GC/MS - Westborough Lab						
2-Nitroaniline	ND		ug/l	5.0	--	1
3-Nitroaniline	ND		ug/l	5.0	--	1
4-Nitroaniline	ND		ug/l	5.0	--	1
Dibenzofuran	ND		ug/l	2.0	--	1
n-Nitrosodimethylamine	ND		ug/l	2.0	--	1
2,4,6-Trichlorophenol	ND		ug/l	5.0	--	1
p-Chloro-m-cresol	ND		ug/l	2.0	--	1
2-Chlorophenol	ND		ug/l	2.0	--	1
2,4-Dichlorophenol	ND		ug/l	5.0	--	1
2,4-Dimethylphenol	ND		ug/l	5.0	--	1
2-Nitrophenol	ND		ug/l	10	--	1
4-Nitrophenol	ND		ug/l	10	--	1
2,4-Dinitrophenol	ND		ug/l	20	--	1
4,6-Dinitro-o-cresol	ND		ug/l	10	--	1
Phenol	ND		ug/l	5.0	--	1
2-Methylphenol	ND		ug/l	5.0	--	1
3-Methylphenol/4-Methylphenol	ND		ug/l	5.0	--	1
2,4,5-Trichlorophenol	ND		ug/l	5.0	--	1
Benzoic Acid	ND		ug/l	50	--	1
Benzyl Alcohol	ND		ug/l	2.0	--	1
Carbazole	ND		ug/l	2.0	--	1
Pyridine	ND		ug/l	3.5	--	1

Surrogate	% Recovery	Qualifier	Acceptance Criteria
2-Fluorophenol	57		21-120
Phenol-d6	52		10-120
Nitrobenzene-d5	81		23-120
2-Fluorobiphenyl	70		15-120
2,4,6-Tribromophenol	37		10-120
4-Terphenyl-d14	83		41-149

Project Name: TROY MILLS LANDFILL SUPERFUND **Lab Number:** L2017762

Project Number: 04.0190987.09 **Report Date:** 05/06/20

SAMPLE RESULTS

Lab ID: L2017762-05
Client ID: EQUIP BLANK
Sample Location: TROY, NH

Date Collected: 04/29/20 08:30
Date Received: 04/29/20
Field Prep: Not Specified

Sample Depth:
Matrix: Water
Analytical Method: 1,8270D-SIM
Analytical Date: 05/03/20 12:37
Analyst: DV

Extraction Method: EPA 3510C
Extraction Date: 05/01/20 15:43

Parameter	Result	Qualifier	Units	RL	MDL	Dilution Factor
Semivolatile Organics by GC/MS-SIM - Westborough Lab						
Acenaphthene	ND		ug/l	0.10	--	1
2-Chloronaphthalene	ND		ug/l	0.20	--	1
Fluoranthene	ND		ug/l	0.10	--	1
Hexachlorobutadiene	ND		ug/l	0.50	--	1
Naphthalene	ND		ug/l	0.10	--	1
Benzo(a)anthracene	ND		ug/l	0.10	--	1
Benzo(a)pyrene	ND		ug/l	0.10	--	1
Benzo(b)fluoranthene	ND		ug/l	0.10	--	1
Benzo(k)fluoranthene	ND		ug/l	0.10	--	1
Chrysene	ND		ug/l	0.10	--	1
Acenaphthylene	ND		ug/l	0.10	--	1
Anthracene	ND		ug/l	0.10	--	1
Benzo(ghi)perylene	ND		ug/l	0.10	--	1
Fluorene	ND		ug/l	0.10	--	1
Phenanthrene	ND		ug/l	0.10	--	1
Dibenzo(a,h)anthracene	ND		ug/l	0.10	--	1
Indeno(1,2,3-cd)pyrene	ND		ug/l	0.10	--	1
Pyrene	ND		ug/l	0.10	--	1
1-Methylnaphthalene	ND		ug/l	0.10	--	1
2-Methylnaphthalene	ND		ug/l	0.10	--	1
Pentachlorophenol	ND		ug/l	0.80	--	1
Hexachlorobenzene	ND		ug/l	0.80	--	1
Hexachloroethane	ND		ug/l	0.80	--	1

Project Name: TROY MILLS LANDFILL SUPERFUND **Lab Number:** L2017762

Project Number: 04.0190987.09 **Report Date:** 05/06/20

SAMPLE RESULTS

Lab ID: L2017762-05 Date Collected: 04/29/20 08:30

Client ID: EQUIP BLANK Date Received: 04/29/20

Sample Location: TROY, NH Field Prep: Not Specified

Sample Depth:

Parameter	Result	Qualifier	Units	RL	MDL	Dilution Factor
Semivolatile Organics by GC/MS-SIM - Westborough Lab						

Surrogate	% Recovery	Qualifier	Acceptance Criteria
2-Fluorophenol	55		21-120
Phenol-d6	51		10-120
Nitrobenzene-d5	76		23-120
2-Fluorobiphenyl	69		15-120
2,4,6-Tribromophenol	66		10-120
4-Terphenyl-d14	93		41-149

Project Name: TROY MILLS LANDFILL SUPERFUND
Lab Number: L2017762
Project Number: 04.0190987.09
Report Date: 05/06/20

SAMPLE RESULTS

Lab ID: L2017762-06
Client ID: EQUIP BLANK
Sample Location: TROY, NH

Date Collected: 04/29/20 09:00
Date Received: 04/29/20
Field Prep: Not Specified

Sample Depth:
Matrix: Water
Analytical Method: 1,8270D-SIM
Analytical Date: 05/05/20 19:51
Analyst: PS

Extraction Method: EPA 3510C
Extraction Date: 05/04/20 14:00

Parameter	Result	Qualifier	Units	RL	MDL	Dilution Factor
1,4 Dioxane by 8270D-SIM - Mansfield Lab						
1,4-Dioxane	ND		ug/l	0.139	--	1

Surrogate	% Recovery	Qualifier	Acceptance Criteria
1,4-Dioxane-d8	36		15-110

Project Name: TROY MILLS LANDFILL SUPERFUND **Lab Number:** L2017762

Project Number: 04.0190987.09 **Report Date:** 05/06/20

Method Blank Analysis
Batch Quality Control

Analytical Method: 1,8270D
Analytical Date: 05/03/20 11:26
Analyst: EK

Extraction Method: EPA 3510C
Extraction Date: 05/01/20 15:41

Parameter	Result	Qualifier	Units	RL	MDL
Semivolatile Organics by GC/MS - Westborough Lab for sample(s): 02-05 Batch: WG1366521-1					
Acenaphthene	ND		ug/l	2.0	--
Benzidine	ND		ug/l	20	--
1,2,4-Trichlorobenzene	ND		ug/l	5.0	--
Hexachlorobenzene	ND		ug/l	2.0	--
Bis(2-chloroethyl)ether	ND		ug/l	2.0	--
2-Chloronaphthalene	ND		ug/l	2.0	--
1,2-Dichlorobenzene	ND		ug/l	2.0	--
1,3-Dichlorobenzene	ND		ug/l	2.0	--
1,4-Dichlorobenzene	ND		ug/l	2.0	--
3,3'-Dichlorobenzidine	ND		ug/l	5.0	--
2,4-Dinitrotoluene	ND		ug/l	5.0	--
2,6-Dinitrotoluene	ND		ug/l	5.0	--
Azobenzene	ND		ug/l	2.0	--
Fluoranthene	ND		ug/l	2.0	--
4-Chlorophenyl phenyl ether	ND		ug/l	2.0	--
4-Bromophenyl phenyl ether	ND		ug/l	2.0	--
Bis(2-chloroisopropyl)ether	ND		ug/l	2.0	--
Bis(2-chloroethoxy)methane	ND		ug/l	5.0	--
Hexachlorobutadiene	ND		ug/l	2.0	--
Hexachlorocyclopentadiene	ND		ug/l	20	--
Hexachloroethane	ND		ug/l	2.0	--
Isophorone	ND		ug/l	5.0	--
Naphthalene	ND		ug/l	2.0	--
Nitrobenzene	ND		ug/l	2.0	--
NDPA/DPA	ND		ug/l	2.0	--
n-Nitrosodi-n-propylamine	ND		ug/l	5.0	--
Bis(2-ethylhexyl)phthalate	ND		ug/l	3.0	--
Butyl benzyl phthalate	ND		ug/l	5.0	--
Di-n-butylphthalate	ND		ug/l	5.0	--

Project Name: TROY MILLS LANDFILL SUPERFUND **Lab Number:** L2017762

Project Number: 04.0190987.09 **Report Date:** 05/06/20

Method Blank Analysis
Batch Quality Control

Analytical Method: 1,8270D
Analytical Date: 05/03/20 11:26
Analyst: EK

Extraction Method: EPA 3510C
Extraction Date: 05/01/20 15:41

Parameter	Result	Qualifier	Units	RL	MDL
Semivolatile Organics by GC/MS - Westborough Lab for sample(s): 02-05 Batch: WG1366521-1					
Di-n-octylphthalate	ND		ug/l	5.0	--
Diethyl phthalate	ND		ug/l	5.0	--
Dimethyl phthalate	ND		ug/l	5.0	--
Benzo(a)anthracene	ND		ug/l	2.0	--
Benzo(a)pyrene	ND		ug/l	2.0	--
Benzo(b)fluoranthene	ND		ug/l	2.0	--
Benzo(k)fluoranthene	ND		ug/l	2.0	--
Chrysene	ND		ug/l	2.0	--
Acenaphthylene	ND		ug/l	2.0	--
Anthracene	ND		ug/l	2.0	--
Benzo(ghi)perylene	ND		ug/l	2.0	--
Fluorene	ND		ug/l	2.0	--
Phenanthrene	ND		ug/l	2.0	--
Dibenzo(a,h)anthracene	ND		ug/l	2.0	--
Indeno(1,2,3-cd)pyrene	ND		ug/l	2.0	--
Pyrene	ND		ug/l	2.0	--
Biphenyl	ND		ug/l	2.0	--
Aniline	ND		ug/l	2.0	--
4-Chloroaniline	ND		ug/l	5.0	--
1-Methylnaphthalene	ND		ug/l	2.0	--
2-Nitroaniline	ND		ug/l	5.0	--
3-Nitroaniline	ND		ug/l	5.0	--
4-Nitroaniline	ND		ug/l	5.0	--
Dibenzofuran	ND		ug/l	2.0	--
2-Methylnaphthalene	ND		ug/l	2.0	--
n-Nitrosodimethylamine	ND		ug/l	2.0	--
2,4,6-Trichlorophenol	ND		ug/l	5.0	--
p-Chloro-m-cresol	ND		ug/l	2.0	--
2-Chlorophenol	ND		ug/l	2.0	--

Project Name: TROY MILLS LANDFILL SUPERFUND **Lab Number:** L2017762

Project Number: 04.0190987.09 **Report Date:** 05/06/20

Method Blank Analysis
Batch Quality Control

Analytical Method: 1,8270D
Analytical Date: 05/03/20 11:26
Analyst: EK

Extraction Method: EPA 3510C
Extraction Date: 05/01/20 15:41

Parameter	Result	Qualifier	Units	RL	MDL
Semivolatile Organics by GC/MS - Westborough Lab for sample(s): 02-05 Batch: WG1366521-1					
2,4-Dichlorophenol	ND		ug/l	5.0	--
2,4-Dimethylphenol	ND		ug/l	5.0	--
2-Nitrophenol	ND		ug/l	10	--
4-Nitrophenol	ND		ug/l	10	--
2,4-Dinitrophenol	ND		ug/l	20	--
4,6-Dinitro-o-cresol	ND		ug/l	10	--
Pentachlorophenol	ND		ug/l	10	--
Phenol	ND		ug/l	5.0	--
2-Methylphenol	ND		ug/l	5.0	--
3-Methylphenol/4-Methylphenol	ND		ug/l	5.0	--
2,4,5-Trichlorophenol	ND		ug/l	5.0	--
Benzoic Acid	ND		ug/l	50	--
Benzyl Alcohol	ND		ug/l	2.0	--
Carbazole	ND		ug/l	2.0	--
Pyridine	ND		ug/l	3.5	--

Surrogate	%Recovery	Qualifier	Acceptance Criteria
2-Fluorophenol	61		21-120
Phenol-d6	51		10-120
Nitrobenzene-d5	73		23-120
2-Fluorobiphenyl	68		15-120
2,4,6-Tribromophenol	50		10-120
4-Terphenyl-d14	84		41-149

Project Name: TROY MILLS LANDFILL SUPERFUND **Lab Number:** L2017762

Project Number: 04.0190987.09 **Report Date:** 05/06/20

Method Blank Analysis
Batch Quality Control

Analytical Method: 1,8270D-SIM
Analytical Date: 05/05/20 12:08
Analyst: DV

Extraction Method: EPA 3510C
Extraction Date: 05/01/20 15:43

Parameter	Result	Qualifier	Units	RL	MDL
Semivolatile Organics by GC/MS-SIM - Westborough Lab for sample(s): 02-05 Batch: WG1366524-1					
Acenaphthene	ND		ug/l	0.10	--
2-Chloronaphthalene	ND		ug/l	0.20	--
Fluoranthene	ND		ug/l	0.10	--
Hexachlorobutadiene	ND		ug/l	0.50	--
Naphthalene	ND		ug/l	0.10	--
Benzo(a)anthracene	ND		ug/l	0.10	--
Benzo(a)pyrene	ND		ug/l	0.10	--
Benzo(b)fluoranthene	0.16		ug/l	0.10	--
Benzo(k)fluoranthene	ND		ug/l	0.10	--
Chrysene	ND		ug/l	0.10	--
Acenaphthylene	ND		ug/l	0.10	--
Anthracene	ND		ug/l	0.10	--
Benzo(ghi)perylene	0.11		ug/l	0.10	--
Fluorene	ND		ug/l	0.10	--
Phenanthrene	ND		ug/l	0.10	--
Dibenzo(a,h)anthracene	ND		ug/l	0.10	--
Indeno(1,2,3-cd)pyrene	0.12		ug/l	0.10	--
Pyrene	ND		ug/l	0.10	--
1-Methylnaphthalene	ND		ug/l	0.10	--
2-Methylnaphthalene	ND		ug/l	0.10	--
Pentachlorophenol	ND		ug/l	0.80	--
Hexachlorobenzene	ND		ug/l	0.80	--
Hexachloroethane	ND		ug/l	0.80	--

Project Name: TROY MILLS LANDFILL SUPERFUND
Project Number: 04.0190987.09
Lab Number: L2017762
Report Date: 05/06/20

Method Blank Analysis
Batch Quality Control

Analytical Method: 1,8270D-SIM
Analytical Date: 05/05/20 12:08
Analyst: DV

Extraction Method: EPA 3510C
Extraction Date: 05/01/20 15:43

Parameter	Result	Qualifier	Units	RL	MDL
Semivolatile Organics by GC/MS-SIM - Westborough Lab for sample(s): 02-05 Batch: WG1366524-1					

Surrogate	%Recovery	Qualifier	Acceptance Criteria
2-Fluorophenol	64		21-120
Phenol-d6	55		10-120
Nitrobenzene-d5	84		23-120
2-Fluorobiphenyl	79		15-120
2,4,6-Tribromophenol	94		10-120
4-Terphenyl-d14	105		41-149

Project Name: TROY MILLS LANDFILL SUPERFUND
Project Number: 04.0190987.09
Lab Number: L2017762
Report Date: 05/06/20

Method Blank Analysis
Batch Quality Control

Analytical Method: 1,8270D-SIM
Analytical Date: 05/05/20 11:30
Analyst: PS

Extraction Method: EPA 3510C
Extraction Date: 05/04/20 14:00

Parameter	Result	Qualifier	Units	RL	MDL
1,4 Dioxane by 8270D-SIM - Mansfield Lab for sample(s): 02-03,06 Batch: WG1367066-1					
1,4-Dioxane	ND		ug/l	0.150	--

Surrogate	%Recovery	Qualifier	Acceptance Criteria
1,4-Dioxane-d8	32		15-110

Lab Control Sample Analysis

Batch Quality Control

Project Name: TROY MILLS LANDFILL SUPERFUND

Project Number: 04.0190987.09

Lab Number: L2017762

Report Date: 05/06/20

Parameter	LCS %Recovery	Qual	LCSD %Recovery	Qual	%Recovery Limits	RPD	Qual	RPD Limits
Semivolatile Organics by GC/MS - Westborough Lab Associated sample(s): 02-05 Batch: WG1366521-2 WG1366521-3								
Acenaphthene	83		79		37-111	5		30
Benzidine	**0**	Q	**3**	Q	10-75	NC		30
1,2,4-Trichlorobenzene	76		74		39-98	3		30
Hexachlorobenzene	76		70		40-140	8		30
Bis(2-chloroethyl)ether	86		84		40-140	2		30
2-Chloronaphthalene	80		73		40-140	9		30
1,2-Dichlorobenzene	76		76		40-140	0		30
1,3-Dichlorobenzene	73		74		40-140	1		30
1,4-Dichlorobenzene	75		76		36-97	1		30
3,3'-Dichlorobenzidine	59		67		40-140	13		30
2,4-Dinitrotoluene	78		71		48-143	9		30
2,6-Dinitrotoluene	78		67		40-140	15		30
Azobenzene	94		87		40-140	8		30
Fluoranthene	87		85		40-140	2		30
4-Chlorophenyl phenyl ether	78		75		40-140	4		30
4-Bromophenyl phenyl ether	76		73		40-140	4		30
Bis(2-chloroisopropyl)ether	108		105		40-140	3		30
Bis(2-chloroethoxy)methane	87		85		40-140	2		30
Hexachlorobutadiene	71		72		40-140	1		30
Hexachlorocyclopentadiene	61		59		40-140	3		30
Hexachloroethane	82		83		40-140	1		30
Isophorone	89		86		40-140	3		30
Naphthalene	78		75		40-140	4		30

Lab Control Sample Analysis

Batch Quality Control

Project Name: TROY MILLS LANDFILL SUPERFUND

Project Number: 04.0190987.09

Lab Number: L2017762

Report Date: 05/06/20

Parameter	LCS %Recovery	Qual	LCSD %Recovery	Qual	%Recovery Limits	RPD	Qual	RPD Limits
Semivolatile Organics by GC/MS - Westborough Lab Associated sample(s): 02-05 Batch: WG1366521-2 WG1366521-3								
Nitrobenzene	89		89		40-140	0		30
NDPA/DPA	80		75		40-140	6		30
n-Nitrosodi-n-propylamine	96		93		29-132	3		30
Bis(2-ethylhexyl)phthalate	96		95		40-140	1		30
Butyl benzyl phthalate	89		82		40-140	8		30
Di-n-butylphthalate	89		88		40-140	1		30
Di-n-octylphthalate	90		83		40-140	8		30
Diethyl phthalate	86		82		40-140	5		30
Dimethyl phthalate	83		73		40-140	13		30
Benzo(a)anthracene	83		82		40-140	1		30
Benzo(a)pyrene	82		78		40-140	5		30
Benzo(b)fluoranthene	83		79		40-140	5		30
Benzo(k)fluoranthene	88		87		40-140	1		30
Chrysene	89		90		40-140	1		30
Acenaphthylene	79		73		45-123	8		30
Anthracene	88		89		40-140	1		30
Benzo(ghi)perylene	81		82		40-140	1		30
Fluorene	84		79		40-140	6		30
Phenanthrene	85		85		40-140	0		30
Dibenzo(a,h)anthracene	82		81		40-140	1		30
Indeno(1,2,3-cd)pyrene	81		75		40-140	8		30
Pyrene	85		81		26-127	5		30
Biphenyl	76		70		40-140	8		30

Lab Control Sample Analysis
Batch Quality Control

Project Name: TROY MILLS LANDFILL SUPERFUND
Project Number: 04.0190987.09

Lab Number: L2017762
Report Date: 05/06/20

Parameter	LCS %Recovery	Qual	LCSD %Recovery	Qual	%Recovery Limits	RPD	Qual	RPD Limits
Semivolatile Organics by GC/MS - Westborough Lab Associated sample(s): 02-05 Batch: WG1366521-2 WG1366521-3								
Aniline	**26**	Q	45		40-140	**54**	Q	30
4-Chloroaniline	72		74		40-140	3		30
1-Methylnaphthalene	82		77		41-103	6		30
2-Nitroaniline	75		66		52-143	13		30
3-Nitroaniline	71		68		25-145	4		30
4-Nitroaniline	68		62		51-143	9		30
Dibenzofuran	80		78		40-140	3		30
2-Methylnaphthalene	79		74		40-140	7		30
n-Nitrosodimethylamine	64		67		22-74	5		30
2,4,6-Trichlorophenol	74		66		30-130	11		30
p-Chloro-m-cresol	85		76		23-97	11		30
2-Chlorophenol	79		77		27-123	3		30
2,4-Dichlorophenol	80		77		30-130	4		30
2,4-Dimethylphenol	31		47		30-130	**41**	Q	30
2-Nitrophenol	76		75		30-130	1		30
4-Nitrophenol	**86**	Q	74		10-80	15		30
2,4-Dinitrophenol	80		69		20-130	15		30
4,6-Dinitro-o-cresol	81		73		20-164	10		30
Pentachlorophenol	59		50		9-103	17		30
Phenol	61		57		12-110	7		30
2-Methylphenol	73		74		30-130	1		30
3-Methylphenol/4-Methylphenol	83		82		30-130	1		30
2,4,5-Trichlorophenol	78		70		30-130	11		30

Lab Control Sample Analysis

Batch Quality Control

Project Name: TROY MILLS LANDFILL SUPERFUND

Project Number: 04.0190987.09

Lab Number: L2017762

Report Date: 05/06/20

Parameter	LCS %Recovery	Qual	LCSD %Recovery	Qual	%Recovery Limits	RPD	Qual	RPD Limits
Semivolatile Organics by GC/MS - Westborough Lab Associated sample(s): 02-05 Batch: WG1366521-2 WG1366521-3								
Benzoic Acid	75		70		10-164	7		30
Benzyl Alcohol	81		78		26-116	4		30
Carbazole	88		86		55-144	2		30
Pyridine	18		33		10-66	**59**	Q	30

Surrogate	LCS %Recovery	Qual	LCSD %Recovery	Qual	Acceptance Criteria
2-Fluorophenol	69		68		21-120
Phenol-d6	62		58		10-120
Nitrobenzene-d5	83		82		23-120
2-Fluorobiphenyl	72		66		15-120
2,4,6-Tribromophenol	69		62		10-120
4-Terphenyl-d14	83		79		41-149

Lab Control Sample Analysis

Batch Quality Control

Project Name: TROY MILLS LANDFILL SUPERFUND

Project Number: 04.0190987.09

Lab Number: L2017762

Report Date: 05/06/20

Parameter	LCS %Recovery	Qual	LCSD %Recovery	Qual	%Recovery Limits	RPD	Qual	RPD Limits
Semivolatile Organics by GC/MS-SIM - Westborough Lab Associated sample(s): 02-05 Batch: WG1366524-2 WG1366524-3								
Acenaphthene	72		66		40-140	9		40
2-Chloronaphthalene	68		62		40-140	9		40
Fluoranthene	80		75		40-140	6		40
Hexachlorobutadiene	67		59		40-140	13		40
Naphthalene	67		60		40-140	11		40
Benzo(a)anthracene	80		79		40-140	1		40
Benzo(a)pyrene	85		79		40-140	7		40
Benzo(b)fluoranthene	87		82		40-140	6		40
Benzo(k)fluoranthene	82		71		40-140	14		40
Chrysene	80		73		40-140	9		40
Acenaphthylene	67		61		40-140	9		40
Anthracene	76		72		40-140	5		40
Benzo(ghi)perylene	83		76		40-140	9		40
Fluorene	74		69		40-140	7		40
Phenanthrene	75		71		40-140	5		40
Dibenzo(a,h)anthracene	88		81		40-140	8		40
Indeno(1,2,3-cd)pyrene	96		87		40-140	10		40
Pyrene	78		74		40-140	5		40
1-Methylnaphthalene	69		62		40-140	11		40
2-Methylnaphthalene	69		61		40-140	12		40
Pentachlorophenol	71		66		40-140	7		40
Hexachlorobenzene	81		78		40-140	4		40
Hexachloroethane	68		59		40-140	14		40

Lab Control Sample Analysis

Batch Quality Control

Project Name: TROY MILLS LANDFILL SUPERFUND

Project Number: 04.0190987.09

Lab Number: L2017762

Report Date: 05/06/20

Parameter	LCS %Recovery	Qual	LCSD %Recovery	Qual	%Recovery Limits	RPD	Qual	RPD Limits

Semivolatile Organics by GC/MS-SIM - Westborough Lab Associated sample(s): 02-05 Batch: WG1366524-2 WG1366524-3

Surrogate	LCS %Recovery	Qual	LCSD %Recovery	Qual	Acceptance Criteria
2-Fluorophenol	65		56		21-120
Phenol-d6	55		49		10-120
Nitrobenzene-d5	76		68		23-120
2-Fluorobiphenyl	70		62		15-120
2,4,6-Tribromophenol	86		75		10-120
4-Terphenyl-d14	89		84		41-149

Lab Control Sample Analysis

Batch Quality Control

Project Name: TROY MILLS LANDFILL SUPERFUND

Project Number: 04.0190987.09

Lab Number: L2017762

Report Date: 05/06/20

Parameter	LCS %Recovery	Qual	LCSD %Recovery	Qual	%Recovery Limits	RPD	Qual	RPD Limits
1,4 Dioxane by 8270D-SIM - Mansfield Lab	Associated sample(s): 02-03,06		Batch: WG1367066-2		WG1367066-3			
1,4-Dioxane	122		122		40-140	0		30

Surrogate	LCS %Recovery	Qual	LCSD %Recovery	Qual	Acceptance Criteria
1,4-Dioxane-d8	32		34		15-110

METALS

Project Name: TROY MILLS LANDFILL SUPERFUND
Lab Number: L2017762
Project Number: 04.0190987.09
Report Date: 05/06/20

SAMPLE RESULTS

Lab ID: L2017762-02
Client ID: TRY_MW-803
Sample Location: TROY, NH
Date Collected: 04/28/20 11:30
Date Received: 04/29/20
Field Prep: Not Specified

Sample Depth:
Matrix: Water

Parameter	Result	Qualifier	Units	RL	MDL	Dilution Factor	Date Prepared	Date Analyzed	Prep Method	Analytical Method	Analyst
Total Metals - Mansfield Lab											
Arsenic, Total	0.00172		mg/l	0.00050	--	1	05/04/20 16:57	05/05/20 10:57	EPA 3005A	1,6020B	AM
Manganese, Total	1.968		mg/l	0.00100	--	1	05/04/20 16:57	05/05/20 10:57	EPA 3005A	1,6020B	AM

Project Name: TROY MILLS LANDFILL SUPERFUND
Lab Number: L2017762
Project Number: 04.0190987.09
Report Date: 05/06/20

SAMPLE RESULTS

Lab ID: L2017762-03
Client ID: TRY_MW-804
Sample Location: TROY, NH
Date Collected: 04/28/20 13:45
Date Received: 04/29/20
Field Prep: Not Specified

Sample Depth:
Matrix: Water

Parameter	Result	Qualifier	Units	RL	MDL	Dilution Factor	Date Prepared	Date Analyzed	Prep Method	Analytical Method	Analyst
Total Metals - Mansfield Lab											
Arsenic, Total	0.00090		mg/l	0.00050	--	1	05/04/20 16:57	05/05/20 12:15	EPA 3005A	1,6020B	AM
Manganese, Total	4.052		mg/l	0.00100	--	1	05/04/20 16:57	05/05/20 12:15	EPA 3005A	1,6020B	AM

Project Name: TROY MILLS LANDFILL SUPERFUND
Lab Number: L2017762
Project Number: 04.0190987.09
Report Date: 05/06/20

SAMPLE RESULTS

Lab ID: L2017762-04
Client ID: TRY_MW-804 DUP
Sample Location: TROY, NH
Date Collected: 04/28/20 13:45
Date Received: 04/29/20
Field Prep: Not Specified

Sample Depth:
Matrix: Water

Parameter	Result	Qualifier	Units	RL	MDL	Dilution Factor	Date Prepared	Date Analyzed	Prep Method	Analytical Method	Analyst
Total Metals - Mansfield Lab											
Arsenic, Total	0.00094		mg/l	0.00050	--	1	05/04/20 16:57	05/05/20 12:41	EPA 3005A	1,6020B	AM
Manganese, Total	4.245		mg/l	0.00100	--	1	05/04/20 16:57	05/05/20 12:41	EPA 3005A	1,6020B	AM

Project Name: TROY MILLS LANDFILL SUPERFUND
Lab Number: L2017762
Project Number: 04.0190987.09
Report Date: 05/06/20

SAMPLE RESULTS

Lab ID: L2017762-06
Client ID: EQUIP BLANK
Sample Location: TROY, NH
Date Collected: 04/29/20 09:00
Date Received: 04/29/20
Field Prep: Not Specified

Sample Depth:
Matrix: Water

Parameter	Result	Qualifier	Units	RL	MDL	Dilution Factor	Date Prepared	Date Analyzed	Prep Method	Analytical Method	Analyst
Total Metals - Mansfield Lab											
Arsenic, Total	ND		mg/l	0.00050	--	1	05/04/20 16:57	05/05/20 11:23	EPA 3005A	1,6020B	AM
Manganese, Total	ND		mg/l	0.00100	--	1	05/04/20 16:57	05/05/20 11:23	EPA 3005A	1,6020B	AM

Project Name: TROY MILLS LANDFILL SUPERFUND **Lab Number:** L2017762

Project Number: 04.0190987.09 **Report Date:** 05/06/20

Method Blank Analysis
Batch Quality Control

Parameter	Result	Qualifier	Units	RL	MDL	Dilution Factor	Date Prepared	Date Analyzed	Analytical Method	Analyst
Total Metals - Mansfield Lab for sample(s): 02-04,06 Batch: WG1366433-1										
Arsenic, Total	ND		mg/l	0.00050	--	1	05/04/20 16:57	05/05/20 09:35	1,6020B	AM
Manganese, Total	ND		mg/l	0.00100	--	1	05/04/20 16:57	05/05/20 09:35	1,6020B	AM

Prep Information

Digestion Method: EPA 3005A

Lab Control Sample Analysis

Batch Quality Control

Project Name: TROY MILLS LANDFILL SUPERFUND

Project Number: 04.0190987.09

Lab Number: L2017762

Report Date: 05/06/20

Parameter	LCS %Recovery	Qual	LCSD %Recovery	Qual	%Recovery Limits	RPD	Qual	RPD Limits
Total Metals - Mansfield Lab Associated sample(s): 02-04,06 Batch: WG1366433-2								
Arsenic, Total	110		-		80-120	-		
Manganese, Total	99		-		80-120	-		

Matrix Spike Analysis
Batch Quality Control

Project Name: TROY MILLS LANDFILL SUPERFUND
Project Number: 04.0190987.09

Lab Number: L2017762
Report Date: 05/06/20

Parameter	Native Sample	MS Added	MS Found	MS %Recovery	Qual	MSD Found	MSD %Recovery	Qual	Recovery Limits	RPD	Qual	RPD Limits
Total Metals - Mansfield Lab Associated sample(s): 02-04,06 QC Batch ID: WG1366433-3 WG1366433-4 QC Sample: L2017640-01 Client ID: MS Sample												
Arsenic, Total	0.00220	0.12	0.1315	108		0.1245	102		75-125	5		20
Manganese, Total	0.0019	0.5	0.5019	100		0.4766	95		75-125	5		20

Project Name: TROY MILLS LANDFILL SUPERFUND
Project Number: 04.0190987.09

Lab Number: L2017762
Report Date: 05/06/20

Sample Receipt and Container Information

Were project specific reporting limits specified? YES

Cooler Information

Cooler	Custody Seal
C	Absent

Container Information

Container ID	Container Type	Cooler	Initial pH	Final pH	Temp deg C	Pres	Seal	Frozen Date/Time	Analysis(*)
L2017762-01A	Vial HCl preserved	C	NA		3.6	Y	Absent		8260-NH(14)
L2017762-02A	Vial HCl preserved	C	NA		3.6	Y	Absent		8260-NH(14)
L2017762-02B	Vial HCl preserved	C	NA		3.6	Y	Absent		8260-NH(14)
L2017762-02C	Vial HCl preserved	C	NA		3.6	Y	Absent		8260-NH(14)
L2017762-02D	Plastic 250ml HNO3 preserved	C	<2	<2	3.6	Y	Absent		MN-6020T(180),AS-6020T(180)
L2017762-02E	Amber 250ml unpreserved	C	7	7	3.6	Y	Absent		8270TCL-LVI(7),8270TCL-SIM-LVI(7)
L2017762-02F	Amber 250ml unpreserved	C	7	7	3.6	Y	Absent		8270TCL-LVI(7),8270TCL-SIM-LVI(7)
L2017762-02G	Amber 250ml unpreserved	C	7	7	3.6	Y	Absent		A2-14-DIOXANESIM-PPB(7)
L2017762-02H	Amber 250ml unpreserved	C	7	7	3.6	Y	Absent		A2-14-DIOXANESIM-PPB(7)
L2017762-03A	Vial HCl preserved	C	NA		3.6	Y	Absent		8260-NH(14)
L2017762-03B	Vial HCl preserved	C	NA		3.6	Y	Absent		8260-NH(14)
L2017762-03C	Vial HCl preserved	C	NA		3.6	Y	Absent		8260-NH(14)
L2017762-03D	Plastic 250ml HNO3 preserved	C	<2	<2	3.6	Y	Absent		MN-6020T(180),AS-6020T(180)
L2017762-03E	Amber 250ml unpreserved	C	7	7	3.6	Y	Absent		8270TCL-LVI(7),8270TCL-SIM-LVI(7)
L2017762-03F	Amber 250ml unpreserved	C	7	7	3.6	Y	Absent		8270TCL-LVI(7),8270TCL-SIM-LVI(7)
L2017762-03G	Amber 250ml unpreserved	C	7	7	3.6	Y	Absent		A2-14-DIOXANESIM-PPB(7)
L2017762-03H	Amber 250ml unpreserved	C	7	7	3.6	Y	Absent		A2-14-DIOXANESIM-PPB(7)
L2017762-04A	Vial HCl preserved	C	NA		3.6	Y	Absent		8260-NH(14)
L2017762-04B	Vial HCl preserved	C	NA		3.6	Y	Absent		8260-NH(14)
L2017762-04C	Vial HCl preserved	C	NA		3.6	Y	Absent		8260-NH(14)
L2017762-04D	Plastic 250ml HNO3 preserved	C	<2	<2	3.6	Y	Absent		MN-6020T(180),AS-6020T(180)
L2017762-04E	Amber 250ml unpreserved	C	7	7	3.6	Y	Absent		8270TCL-LVI(7),8270TCL-SIM-LVI(7)
L2017762-04F	Amber 250ml unpreserved	C	7	7	3.6	Y	Absent		8270TCL-LVI(7),8270TCL-SIM-LVI(7)

*Values in parentheses indicate holding time in days

Project Name: TROY MILLS LANDFILL SUPERFUND
Project Number: 04.0190987.09

Lab Number: L2017762
Report Date: 05/06/20

Container Information

Container ID	Container Type	Cooler	Initial pH	Final pH	Temp deg C	Pres	Seal	Frozen Date/Time	Analysis(*)
L2017762-05A	Amber 250ml unpreserved	C	7	7	3.6	Y	Absent		8270TCL-LVI(7),8270TCL-SIM-LVI(7)
L2017762-05B	Amber 250ml unpreserved	C	7	7	3.6	Y	Absent		8270TCL-LVI(7),8270TCL-SIM-LVI(7)
L2017762-06A	Vial HCl preserved	C	NA		3.6	Y	Absent		8260-NH(14)
L2017762-06B	Vial HCl preserved	C	NA		3.6	Y	Absent		8260-NH(14)
L2017762-06C	Vial HCl preserved	C	NA		3.6	Y	Absent		8260-NH(14)
L2017762-06D	Plastic 250ml HNO3 preserved	C	<2	<2	3.6	Y	Absent		MN-6020T(180),AS-6020T(180)
L2017762-06E	Amber 250ml unpreserved	C	7	7	3.6	Y	Absent		A2-14-DIOXANESIM-PPB(7)
L2017762-06F	Amber 250ml unpreserved	C	7	7	3.6	Y	Absent		A2-14-DIOXANESIM-PPB(7)

*Values in parentheses indicate holding time in days

Project Name:	TROY MILLS LANDFILL SUPERFUND	**Lab Number:**	L2017762
Project Number:	04.0190987.09	**Report Date:**	05/06/20

GLOSSARY

Acronyms

DL - Detection Limit: This value represents the level to which target analyte concentrations are reported as estimated values, when those target analyte concentrations are quantified below the limit of quantitation (LOQ). The DL includes any adjustments from dilutions, concentrations or moisture content, where applicable. (DoD report formats only.)

EDL - Estimated Detection Limit: This value represents the level to which target analyte concentrations are reported as estimated values, when those target analyte concentrations are quantified below the reporting limit (RL). The EDL includes any adjustments from dilutions, concentrations or moisture content, where applicable. The use of EDLs is specific to the analysis of PAHs using Solid-Phase Microextraction (SPME).

EMPC - Estimated Maximum Possible Concentration: The concentration that results from the signal present at the retention time of an analyte when the ions meet all of the identification criteria except the ion abundance ratio criteria. An EMPC is a worst-case estimate of the concentration.

EPA - Environmental Protection Agency.

LCS - Laboratory Control Sample: A sample matrix, free from the analytes of interest, spiked with verified known amounts of analytes or a material containing known and verified amounts of analytes.

LCSD - Laboratory Control Sample Duplicate: Refer to LCS.

LFB - Laboratory Fortified Blank: A sample matrix, free from the analytes of interest, spiked with verified known amounts of analytes or a material containing known and verified amounts of analytes.

LOD - Limit of Detection: This value represents the level to which a target analyte can reliably be detected for a specific analyte in a specific matrix by a specific method. The LOD includes any adjustments from dilutions, concentrations or moisture content, where applicable. (DoD report formats only.)

LOQ - Limit of Quantitation: The value at which an instrument can accurately measure an analyte at a specific concentration. The LOQ includes any adjustments from dilutions, concentrations or moisture content, where applicable. (DoD report formats only.)

Limit of Quantitation: The value at which an instrument can accurately measure an analyte at a specific concentration. The LOQ includes any adjustments from dilutions, concentrations or moisture content, where applicable. (DoD report formats only.)

MDL - Method Detection Limit: This value represents the level to which target analyte concentrations are reported as estimated values, when those target analyte concentrations are quantified below the reporting limit (RL). The MDL includes any adjustments from dilutions, concentrations or moisture content, where applicable.

MS - Matrix Spike Sample: A sample prepared by adding a known mass of target analyte to a specified amount of matrix sample for which an independent estimate of target analyte concentration is available. For Method 332.0, the spike recovery is calculated using the native concentration, including estimated values.

MSD - Matrix Spike Sample Duplicate: Refer to MS.

NA - Not Applicable.

NC - Not Calculated: Term is utilized when one or more of the results utilized in the calculation are non-detect at the parameter's reporting unit.

NDPA/DPA - N-Nitrosodiphenylamine/Diphenylamine.

NI - Not Ignitable.

NP - Non-Plastic: Term is utilized for the analysis of Atterberg Limits in soil.

RL - Reporting Limit: The value at which an instrument can accurately measure an analyte at a specific concentration. The RL includes any adjustments from dilutions, concentrations or moisture content, where applicable.

RPD - Relative Percent Difference: The results from matrix and/or matrix spike duplicates are primarily designed to assess the precision of analytical results in a given matrix and are expressed as relative percent difference (RPD). Values which are less than five times the reporting limit for any individual parameter are evaluated by utilizing the absolute difference between the values; although the RPD value will be provided in the report.

SRM - Standard Reference Material: A reference sample of a known or certified value that is of the same or similar matrix as the associated field samples.

STLP - Semi-dynamic Tank Leaching Procedure per EPA Method 1315.

TEF - Toxic Equivalency Factors: The values assigned to each dioxin and furan to evaluate their toxicity relative to 2,3,7,8-TCDD.

TEQ - Toxic Equivalent: The measure of a sample's toxicity derived by multiplying each dioxin and furan by its corresponding TEF and then summing the resulting values.

TIC - Tentatively Identified Compound: A compound that has been identified to be present and is not part of the target compound list (TCL) for the method and/or program. All TICs are qualitatively identified and reported as estimated concentrations.

Footnotes

Report Format: Data Usability Report

Project Name:	TROY MILLS LANDFILL SUPERFUND	**Lab Number:**	L2017762
Project Number:	04.0190987.09	**Report Date:**	05/06/20

1 - The reference for this analyte should be considered modified since this analyte is absent from the target analyte list of the original method.

Terms

Analytical Method: Both the document from which the method originates and the analytical reference method. (Example: EPA 8260B is shown as 1,8260B.) The codes for the reference method documents are provided in the References section of the Addendum.

Difference: With respect to Total Oxidizable Precursor (TOP) Assay analysis, the difference is defined as the Post-Treatment value minus the Pre-Treatment value.

Final pH: As it pertains to Sample Receipt & Container Information section of the report, Final pH reflects pH of container determined after adjustment at the laboratory, if applicable. If no adjustment required, value reflects Initial pH.

Frozen Date/Time: With respect to Volatile Organics in soil, Frozen Date/Time reflects the date/time at which associated Reagent Water-preserved vials were initially frozen. Note: If frozen date/time is beyond 48 hours from sample collection, value will be reflected in 'bold'.

Initial pH: As it pertains to Sample Receipt & Container Information section of the report, Initial pH reflects pH of container determined upon receipt, if applicable.

PAH Total: With respect to Alkylated PAH analyses, the 'PAHs, Total' result is defined as the summation of results for all or a subset of the following compounds: Naphthalene, C1-C4 Naphthalenes, 2-Methylnaphthalene, 1-Methylnaphthalene, Biphenyl, Acenaphthylene, Acenaphthene, Fluorene, C1-C3 Fluorenes, Phenanthrene, C1-C4 Phenanthrenes/Anthracenes, Anthracene, Fluoranthene, Pyrene, C1-C4 Fluoranthenes/Pyrenes, Benz(a)anthracene, Chrysene, C1-C4 Chrysenes, Benzo(b)fluoranthene, Benzo(j)+(k)fluoranthene, Benzo(e)pyrene, Benzo(a)pyrene, Perylene, Indeno(1,2,3-cd)pyrene, Dibenz(ah)+(ac)anthracene, Benzo(g,h,i)perylene. If a 'Total' result is requested, the results of its individual components will also be reported.

PFAS Total: With respect to PFAS analyses, the 'PFAS, Total (5)' result is defined as the summation of results for: PFHpA, PFHxS, PFOA, PFNA and PFOS. If a 'Total' result is requested, the results of its individual components will also be reported.

The target compound Chlordane (CAS No. 57-74-9) is reported for GC ECD analyses. Per EPA,this compound "refers to a mixture of chlordane isomers, other chlorinated hydrocarbons and numerous other components." (Reference: USEPA Toxicological Review of Chlordane, In Support of Summary Information on the Integrated Risk Information System (IRIS), December 1997.)

Total: With respect to Organic analyses, a 'Total' result is defined as the summation of results for individual isomers or Aroclors. If a 'Total' result is requested, the results of its individual components will also be reported. This is applicable to 'Total' results for methods 8260, 8081 and 8082.

Data Qualifiers

A - Spectra identified as "Aldol Condensates" are byproducts of the extraction/concentration procedures when acetone is introduced in the process.

B - The analyte was detected above the reporting limit in the associated method blank. Flag only applies to associated field samples that have detectable concentrations of the analyte at less than ten times (10x) the concentration found in the blank. For MCP-related projects, flag only applies to associated field samples that have detectable concentrations of the analyte at less than ten times (10x) the concentration found in the blank. For DOD-related projects, flag only applies to associated field samples that have detectable concentrations of the analyte at less than ten times (10x) the concentration found in the blank AND the analyte was detected above one-half the reporting limit (or above the reporting limit for common lab contaminants) in the associated method blank. For NJ-Air-related projects, flag only applies to associated field samples that have detectable concentrations of the analyte above the reporting limit. For NJ-related projects (excluding Air), flag only applies to associated field samples that have detectable concentrations of the analyte, which was detected above the reporting limit in the associated method blank or above five times the reporting limit for common lab contaminants (Phthalates, Acetone, Methylene Chloride, 2-Butanone).

C - Co-elution: The target analyte co-elutes with a known lab standard (i.e. surrogate, internal standards, etc.) for co-extracted analyses.

D - Concentration of analyte was quantified from diluted analysis. Flag only applies to field samples that have detectable concentrations of the analyte.

E - Concentration of analyte exceeds the range of the calibration curve and/or linear range of the instrument.

G - The concentration may be biased high due to matrix interferences (i.e, co-elution) with non-target compound(s). The result should be considered estimated.

H - The analysis of pH was performed beyond the regulatory-required holding time of 15 minutes from the time of sample collection.

I - The lower value for the two columns has been reported due to obvious interference.

J - Estimated value. This represents an estimated concentration for Tentatively Identified Compounds (TICs).

M - Reporting Limit (RL) exceeds the MCP CAM Reporting Limit for this analyte.

ND - Not detected at the reporting limit (RL) for the sample.

NJ - Presumptive evidence of compound. This represents an estimated concentration for Tentatively Identified Compounds (TICs), where the identification is based on a mass spectral library search.

P - The RPD between the results for the two columns exceeds the method-specified criteria.

Q - The quality control sample exceeds the associated acceptance criteria. For DOD-related projects, LCS and/or Continuing Calibration Standard exceedences are also qualified on all associated sample results. Note: This flag is not applicable for matrix spike recoveries when the sample concentration is greater than 4x the spike added or for batch duplicate RPD when the sample concentrations are less

Report Format: Data Usability Report

Project Name:	TROY MILLS LANDFILL SUPERFUND	**Lab Number:**	L2017762
Project Number:	04.0190987.09	**Report Date:**	05/06/20

Data Qualifiers

than 5x the RL. (Metals only.)

R - Analytical results are from sample re-analysis.

RE - Analytical results are from sample re-extraction.

S - Analytical results are from modified screening analysis.

Report Format: Data Usability Report

REFERENCES

1 Test Methods for Evaluating Solid Waste: Physical/Chemical Methods. EPA SW-846. Third Edition. Updates I - IV, 2007.

LIMITATION OF LIABILITIES

Alpha Analytical performs services with reasonable care and diligence normal to the analytical testing laboratory industry. In the event of an error, the sole and exclusive responsibility of Alpha Analytical shall be to re-perform the work at it's own expense. In no event shall Alpha Analytical be held liable for any incidental, consequential or special damages, including but not limited to, damages in any way connected with the use of, interpretation of, information or analysis provided by Alpha Analytical.

We strongly urge our clients to comply with EPA protocol regarding sample volume, preservation, cooling, containers, sampling procedures, holding time and splitting of samples in the field.

Certification Information

The following analytes are not included in our Primary NELAP Scope of Accreditation:

Westborough Facility
EPA 624/624.1: m/p-xylene, o-xylene, Naphthalene
EPA 8260C: NPW: 1,2,4,5-Tetramethylbenzene; 4-Ethyltoluene, Azobenzene; SCM: Iodomethane (methyl iodide), 1,2,4,5-Tetramethylbenzene; 4-Ethyltoluene.
EPA 8270D: NPW: Dimethylnaphthalene,1,4-Diphenylhydrazine; SCM: Dimethylnaphthalene,1,4-Diphenylhydrazine.
SM4500: NPW: Amenable Cyanide; SCM: Total Phosphorus, TKN, NO2, NO3.

Mansfield Facility
SM 2540D: TSS
EPA 8082A: NPW: PCB: 1, 5, 31, 87,101, 110, 141, 151, 153, 180, 183, 187.
EPA TO-15: Halothane, 2,4,4-Trimethyl-2-pentene, 2,4,4-Trimethyl-1-pentene, Thiophene, 2-Methylthiophene, 3-Methylthiophene, 2-Ethylthiophene, 1,2,3-Trimethylbenzene, Indan, Indene, 1,2,4,5-Tetramethylbenzene, Benzothiophene, 1-Methylnaphthalene.
EPA TO-12 Non-methane organics
EPA 3C Fixed gases
Biological Tissue Matrix: EPA 3050B

The following analytes are included in our Massachusetts DEP Scope of Accreditation

Westborough Facility:

Drinking Water
EPA 300.0: Chloride, Nitrate-N, Fluoride, Sulfate; **EPA 353.2**: Nitrate-N, Nitrite-N; **SM4500NO3-F**: Nitrate-N, Nitrite-N; **SM4500F-C, SM4500CN-CE, EPA 180.1, SM2130B, SM4500Cl-D, SM2320B, SM2540C, SM4500H-B, SM4500NO2-B**
EPA 332: Perchlorate; **EPA 524.2:** THMs and VOCs; **EPA 504.1:** EDB, DBCP.
Microbiology: **SM9215B; SM9223-P/A, SM9223B-Colilert-QT,SM9222D**.

Non-Potable Water
SM4500H,B, EPA 120.1, SM2510B, SM2540C, SM2320B, SM4500CL-E, SM4500F-BC, SM4500NH3-BH: Ammonia-N and Kjeldahl-N, **EPA 350.1**: Ammonia-N, **LACHAT 10-107-06-1-B**: Ammonia-N, **EPA 351.1, SM4500NO3-F, EPA 353.2**: Nitrate-N**, SM4500P-E, SM4500P-B, E, SM4500SO4-E, SM5220D, EPA 410.4, SM5210B, SM5310C, SM4500CL-D, EPA 1664, EPA 420.1, SM4500-CN-CE, SM2540D, EPA 300: Chloride, Sulfate, Nitrate.**
EPA 624.1: Volatile Halocarbons & Aromatics,
EPA 608.3: Chlordane, Toxaphene, Aldrin, alpha-BHC, beta-BHC, gamma-BHC, delta-BHC, Dieldrin, DDD, DDE, DDT, Endosulfan I, Endosulfan II, Endosulfan sulfate, Endrin, Endrin Aldehyde, Heptachlor, Heptachlor Epoxide, PCBs
EPA 625.1: SVOC (Acid/Base/Neutral Extractables), **EPA 600/4-81-045**: PCB-Oil.
Microbiology: **SM9223B-Colilert-QT; Enterolert-QT, SM9221E, EPA 1600, EPA 1603.**

Mansfield Facility:

Drinking Water
EPA 200.7: Al, Ba, Cd, Cr, Cu, Fe, Mn, Ni, Na, Ag, Ca, Zn. **EPA 200.8:** Al, Sb, As, Ba, Be, Cd, Cr, Cu, Pb, Mn, Ni, Se, Ag, TL, Zn. **EPA 245.1** Hg.
EPA 522.

Non-Potable Water
EPA 200.7: Al, Sb, As, Be, Cd, Ca, Cr, Co, Cu, Fe, Pb, Mg, Mn, Mo, Ni, K, Se, Ag, Na, Sr, TL, Ti, V, Zn.
EPA 200.8: Al, Sb**,** As, Be, Cd, Cr, Cu, Fe, Pb, Mn, Ni, K, Se, Ag, Na, TL, Zn.
EPA 245.1 Hg.
SM2340B

For a complete listing of analytes and methods, please contact your Alpha Project Manager.

CHAIN OF CUSTODY

PAGE 1 OF 1

ALPHA ANALYTICAL

Westborough, MA
TEL: 508-898-9220
FAX: 508-898-9193

Mansfield, MA
TEL: 508-822-9300
FAX: 508-822-3288

Date Rec'd in Lab: 4/29/20

ALPHA Job #: L2017762

Project Information

Project Name: Troy Mills Landfill Superfund

Project Location: Troy, NH

Project #: 04.0190987.09

Project Manager: Michael Summerlin

ALPHA Quote #: NH DES Contract No. 1069635

Report Information

☐ FAX
☒ ADEx

Data Deliverables

☒ EMAIL
☐ Add'l Deliverables

Billing Information

☒ Same as Client info

PO #: 2589-00"T"

Regulatory Requirements/Report Limits

State/Fed Program	Criteria
NHDES	Sampling and Analysis Plan limits

Client Information

Client: NHDES

Address: 29 Hazen Drive

Concord, NH 03302

Phone: 603-271-3649

Fax:

Email: michael.summerlinjr@des.nh.gov

☐ These samples have been Previously analyzed by Alpha

Turn-Around Time

☒ Standard ☐ Rush (ONLY IF PRE-APPROVED)

Due Date: Time:

Other Project Specific Requirements/Comments/Detection Limits:

Please also email login receipts and lab reports to tanya.justham@gza.com
Please provide excel files formatted for upload to the NHDES EMD and for GZA EQUiS upload

ANALYSIS

SAMPLE HANDLING
Filtration
☐ Done
☒ Not Needed
☐ Lab to do
Preservation
☐ Lab to do
(Please specify below)

ALPHA Lab ID (Lab Use Only)	Sample ID	Collection Date	Collection Time	Sample Matrix	Sampler's Initials	VOCs 8260 NHDES List	SVOCs (Acid/base/neutrals)	1,4-dioxane	Total metals (arsenic & manganese)	Hardness								Sample Specific Comments	TOTAL # BOTTLES
17762 01	TRIP BLANK	4/28/2020	0800	AQ	MJB	☒	☐	☐	☐	☐	☐	☐	☐	☐	☐	☐	☐		1
02	TRY_MW-803	4/28/2020	1130	GW	MJB	☑	☑	☑	☑	☐	☐	☐	☐	☐	☐	☐	☐		8
03	TRY_MW-804	4/28/2020	1345	GW	MEM	☑	☑	☑	☑	☐	☐	☐	☐	☐	☐	☐	☐		8
04	TRY_MW-804 DUP	4/28/2020	1345	GW	MEM	☑	☑	☐	☑	☐	☐	☐	☐	☐	☐	☐	☐		8
05	EQUIP BLANK	4/29/2020	0830	AQ	MEM	☐	☑	☐	☐	☐	☐	☐	☐	☐	☐	☐	☐	Water Level/604	2
06	EQUIP BLANK	4/29/2020	0900	AQ	MEM	☑	☐	☑	☑	☐	☐	☐	☐	☐	☐	☐	☐	OED Sample Pro	6
						☐	☐	☐	☐	☐	☐	☐	☐	☐	☐	☐	☐		
						☐	☐	☐	☐	☐	☐	☐	☐	☐	☐	☐	☐		
						☐	☐	☐	☐	☐	☐	☐	☐	☐	☐	☐	☐		
						☐	☐	☐	☐	☐	☐	☐	☐	☐	☐	☐	☐		
					Container Type	V	A	A	P	P	-	-	-	-	-	-	-		
					Preservative	B	A	A	C	C	-	-	-	-	-	-	-		

Relinquished By:	Date/Time	Received By:	Date/Time
[signature]	4/29/2020 1000	[signature]	4/29/2020 1000
[signature]	4/29/2020 1200	[signature] Clark	4/29/2020 1200
[signature] Clark	4/29/2020 2140	[signature]	4/29/20 1457
[signature]	4/29/20 1856	[signature] DZ	4/29/20 1856

Please print clearly, legibly and completely. Samples can not be logged in and turnaround time clock will not start until any ambiguities are resolved. All samples submitted are subject to Alpha's Payment Terms.

FORM NO. 01-01(I-NJ)
(rev. 5-JAN-12)

ANALYTICAL REPORT

Lab Number:	L2017765
Client:	GZA GeoEnvironmental, Inc. / NHDES PO Box 95 29 Hazen Drive Concord, NH 03302-0095
ATTN:	Michael Summerlin
Phone:	(603) 271-3649
Project Name:	TROY MILLS LANDFILL SUPERFUND
Project Number:	04.0190987.09
Report Date:	05/06/20

The original project report/data package is held by Alpha Analytical. This report/data package is paginated and should be reproduced only in its entirety. Alpha Analytical holds no responsibility for results and/or data that are not consistent with the original.

Certifications & Approvals: MA (M-MA086), NH NELAP (2064), CT (PH-0574), IL (200077), ME (MA00086), MD (348), NJ (MA935), NY (11148), NC (25700/666), PA (68-03671), RI (LAO00065), TX (T104704476), VT (VT-0935), VA (460195), USDA (Permit #P330-17-00196).

Eight Walkup Drive, Westborough, MA 01581-1019
508-898-9220 (Fax) 508-898-9193 800-624-9220 - www.alphalab.com

Project Name: TROY MILLS LANDFILL SUPERFUND
Project Number: 04.0190987.09

Lab Number: L2017765
Report Date: 05/06/20

Alpha Sample ID	Client ID	Matrix	Sample Location	Collection Date/Time	Receive Date
L2017765-01	TRIP BLANK	WATER	TROY, NH	04/28/20 08:00	04/29/20
L2017765-02	TRY_SW-LEACHATE	WATER	TROY, NH	04/28/20 13:15	04/29/20
L2017765-03	TRY_SW-LEACHATE DUP	WATER	TROY, NH	04/28/20 13:15	04/29/20
L2017765-04	TRY_SW-LEACH-B	WATER	TROY, NH	04/28/20 12:00	04/29/20
L2017765-05	TRY_SW-100	WATER	TROY, NH	04/28/20 11:30	04/29/20

Project Name:	TROY MILLS LANDFILL SUPERFUND	**Lab Number:**	L2017765
Project Number:	04.0190987.09	**Report Date:**	05/06/20

Case Narrative

The samples were received in accordance with the Chain of Custody and no significant deviations were encountered during the preparation or analysis unless otherwise noted. Sample Receipt, Container Information, and the Chain of Custody are located at the back of the report.

Results contained within this report relate only to the samples submitted under this Alpha Lab Number and meet NELAP requirements for all NELAP accredited parameters unless otherwise noted in the following narrative. The data presented in this report is organized by parameter (i.e. VOC, SVOC, etc.). Sample specific Quality Control data (i.e. Surrogate Spike Recovery) is reported at the end of the target analyte list for each individual sample, followed by the Laboratory Batch Quality Control at the end of each parameter. Tentatively Identified Compounds (TICs), if requested, are reported for compounds identified to be present and are not part of the method/program Target Compound List, even if only a subset of the TCL are being reported. If a sample was re-analyzed or re-extracted due to a required quality control corrective action and if both sets of data are reported, the Laboratory ID of the re-analysis or re-extraction is designated with an "R" or "RE", respectively.

When multiple Batch Quality Control elements are reported (e.g. more than one LCS), the associated samples for each element are noted in the grey shaded header line of each data table. Any Laboratory Batch, Sample Specific % recovery or RPD value that is outside the listed Acceptance Criteria is bolded in the report. In reference to questions H (CAM) or 4 (RCP) when "NO" is checked, the performance criteria for CAM and RCP methods allow for some quality control failures to occur and still be within method compliance. In these instances, the specific failure is not narrated but noted in the associated QC Outlier Summary Report, located directly after the Case Narrative. QC information is also incorporated in the Data Usability Assessment table (Format 11) of our Data Merger tool, where it can be reviewed in conjunction with the sample result, associated regulatory criteria and any associated data usability implications.

Soil/sediments, solids and tissues are reported on a dry weight basis unless otherwise noted. Definitions of all data qualifiers and acronyms used in this report are provided in the Glossary located at the back of the report.

HOLD POLICY - For samples submitted on hold, Alpha's policy is to hold samples (with the exception of Air canisters) free of charge for 21 calendar days from the date the project is completed. After 21 calendar days, we will dispose of all samples submitted including those put on hold unless you have contacted your Alpha Project Manager and made arrangements for Alpha to continue to hold the samples. Air canisters will be disposed after 3 business days from the date the project is completed.

Please contact Project Management at 800-624-9220 with any questions.

Project Name:	TROY MILLS LANDFILL SUPERFUND	**Lab Number:**	L2017765
Project Number:	04.0190987.09	**Report Date:**	05/06/20

Case Narrative (continued)

Semivolatile Organics

The WG1366521-2/-3 LCS/LCSD recoveries, associated with L2017765-02 through -05, are below the acceptance criteria for benzidine (0%/3%); however, it has been identified as a "difficult" analyte. The results of the associated samples are reported.

Semivolatile Organics by SIM

The WG1366524-1 Method Blank, associated with L2017765-02 through -05, has concentrations above the reporting limits for Benzo(b)fluoranthene, Benzo(ghi)perylene and Indeno(1,2,3-cd)pyrene. Since the samples were non-detect to the RL for these target analytes, no further actions were taken. The results of the original analysis are reported.

I, the undersigned, attest under the pains and penalties of perjury that, to the best of my knowledge and belief and based upon my personal inquiry of those responsible for providing the information contained in this analytical report, such information is accurate and complete. This certificate of analysis is not complete unless this page accompanies any and all pages of this report.

Authorized Signature: Melissa Sturgis Melissa Sturgis

Title: Technical Director/Representative Date: 05/06/20

ORGANICS

VOLATILES

Project Name: TROY MILLS LANDFILL SUPERFUND **Lab Number:** L2017765

Project Number: 04.0190987.09 **Report Date:** 05/06/20

SAMPLE RESULTS

Lab ID: L2017765-01
Client ID: TRIP BLANK
Sample Location: TROY, NH

Date Collected: 04/28/20 08:00
Date Received: 04/29/20
Field Prep: Not Specified

Sample Depth:
Matrix: Water
Analytical Method: 1,8260C
Analytical Date: 05/02/20 11:26
Analyst: AJK

Parameter	Result	Qualifier	Units	RL	MDL	Dilution Factor
Volatile Organics by GC/MS - Westborough Lab						
Methylene chloride	ND		ug/l	3.0	--	1
1,1-Dichloroethane	ND		ug/l	0.75	--	1
Chloroform	ND		ug/l	0.75	--	1
Carbon tetrachloride	ND		ug/l	0.50	--	1
1,2-Dichloropropane	ND		ug/l	1.8	--	1
Dibromochloromethane	ND		ug/l	0.50	--	1
1,1,2-Trichloroethane	ND		ug/l	0.75	--	1
Tetrachloroethene	ND		ug/l	0.50	--	1
Chlorobenzene	ND		ug/l	0.50	--	1
Trichlorofluoromethane	ND		ug/l	2.5	--	1
1,2-Dichloroethane	ND		ug/l	0.50	--	1
1,1,1-Trichloroethane	ND		ug/l	0.50	--	1
Bromodichloromethane	ND		ug/l	0.50	--	1
trans-1,3-Dichloropropene	ND		ug/l	0.50	--	1
cis-1,3-Dichloropropene	ND		ug/l	0.50	--	1
1,3-Dichloropropene, Total	ND		ug/l	0.50	--	1
1,1-Dichloropropene	ND		ug/l	2.5	--	1
Bromoform	ND		ug/l	2.0	--	1
1,1,2,2-Tetrachloroethane	ND		ug/l	0.50	--	1
Benzene	ND		ug/l	0.50	--	1
Toluene	ND		ug/l	0.75	--	1
Ethylbenzene	ND		ug/l	0.50	--	1
Chloromethane	ND		ug/l	2.5	--	1
Bromomethane	ND		ug/l	1.0	--	1
Vinyl chloride	ND		ug/l	1.0	--	1
Chloroethane	ND		ug/l	1.0	--	1
1,1-Dichloroethene	ND		ug/l	0.50	--	1
trans-1,2-Dichloroethene	ND		ug/l	0.75	--	1

Project Name: TROY MILLS LANDFILL SUPERFUND **Lab Number:** L2017765

Project Number: 04.0190987.09 **Report Date:** 05/06/20

SAMPLE RESULTS

Lab ID: L2017765-01 Date Collected: 04/28/20 08:00

Client ID: TRIP BLANK Date Received: 04/29/20

Sample Location: TROY, NH Field Prep: Not Specified

Sample Depth:

Parameter	Result	Qualifier	Units	RL	MDL	Dilution Factor
Volatile Organics by GC/MS - Westborough Lab						
1,2-Dichloroethene, Total	ND		ug/l	0.50	--	1
Trichloroethene	ND		ug/l	0.50	--	1
1,2-Dichlorobenzene	ND		ug/l	2.5	--	1
1,3-Dichlorobenzene	ND		ug/l	2.5	--	1
1,4-Dichlorobenzene	ND		ug/l	2.5	--	1
Methyl tert butyl ether	ND		ug/l	1.0	--	1
p/m-Xylene	ND		ug/l	1.0	--	1
o-Xylene	ND		ug/l	1.0	--	1
Xylenes, Total	ND		ug/l	1.0	--	1
cis-1,2-Dichloroethene	ND		ug/l	0.50	--	1
Dibromomethane	ND		ug/l	5.0	--	1
1,2,3-Trichloropropane	ND		ug/l	5.0	--	1
Styrene	ND		ug/l	1.0	--	1
Dichlorodifluoromethane	ND		ug/l	5.0	--	1
Acetone	ND		ug/l	5.0	--	1
Carbon disulfide	ND		ug/l	5.0	--	1
2-Butanone	ND		ug/l	5.0	--	1
4-Methyl-2-pentanone	ND		ug/l	5.0	--	1
2-Hexanone	ND		ug/l	5.0	--	1
Bromochloromethane	ND		ug/l	2.5	--	1
Tetrahydrofuran	ND		ug/l	5.0	--	1
2,2-Dichloropropane	ND		ug/l	2.5	--	1
1,2-Dibromoethane	ND		ug/l	2.0	--	1
1,1,1,2-Tetrachloroethane	ND		ug/l	0.50	--	1
Bromobenzene	ND		ug/l	2.5	--	1
n-Butylbenzene	ND		ug/l	0.50	--	1
sec-Butylbenzene	ND		ug/l	0.50	--	1
tert-Butylbenzene	ND		ug/l	2.5	--	1
o-Chlorotoluene	ND		ug/l	2.5	--	1
p-Chlorotoluene	ND		ug/l	2.5	--	1
1,2-Dibromo-3-chloropropane	ND		ug/l	2.5	--	1
Hexachlorobutadiene	ND		ug/l	0.50	--	1
Isopropylbenzene	ND		ug/l	0.50	--	1
p-Isopropyltoluene	ND		ug/l	0.50	--	1
Naphthalene	ND		ug/l	2.5	--	1
n-Propylbenzene	ND		ug/l	0.50	--	1
1,2,3-Trichlorobenzene	ND		ug/l	2.5	--	1

Project Name: TROY MILLS LANDFILL SUPERFUND **Lab Number:** L2017765

Project Number: 04.0190987.09 **Report Date:** 05/06/20

SAMPLE RESULTS

Lab ID: L2017765-01 Date Collected: 04/28/20 08:00

Client ID: TRIP BLANK Date Received: 04/29/20

Sample Location: TROY, NH Field Prep: Not Specified

Sample Depth:

Parameter	Result	Qualifier	Units	RL	MDL	Dilution Factor
Volatile Organics by GC/MS - Westborough Lab						
1,2,4-Trichlorobenzene	ND		ug/l	2.5	--	1
1,3,5-Trimethylbenzene	ND		ug/l	2.5	--	1
1,3,5-Trichlorobenzene	ND		ug/l	2.0	--	1
1,2,4-Trimethylbenzene	ND		ug/l	2.5	--	1
Ethyl ether	ND		ug/l	2.5	--	1
Isopropyl Ether	ND		ug/l	2.0	--	1
Tert-Butyl Alcohol	ND		ug/l	10	--	1
Ethyl-Tert-Butyl-Ether	ND		ug/l	2.0	--	1
Tertiary-Amyl Methyl Ether	ND		ug/l	2.0	--	1
1,4-Dioxane	ND		ug/l	250	--	1

Surrogate	% Recovery	Qualifier	Acceptance Criteria
1,2-Dichloroethane-d4	95		70-130
Toluene-d8	97		70-130
4-Bromofluorobenzene	100		70-130
Dibromofluoromethane	101		70-130

Project Name: TROY MILLS LANDFILL SUPERFUND **Lab Number:** L2017765

Project Number: 04.0190987.09 **Report Date:** 05/06/20

SAMPLE RESULTS

Lab ID: L2017765-02
Client ID: TRY_SW-LEACHATE
Sample Location: TROY, NH

Date Collected: 04/28/20 13:15
Date Received: 04/29/20
Field Prep: Not Specified

Sample Depth:
Matrix: Water
Analytical Method: 1,8260C
Analytical Date: 05/02/20 16:04
Analyst: AJK

Parameter	Result	Qualifier	Units	RL	MDL	Dilution Factor
Volatile Organics by GC/MS - Westborough Lab						
Methylene chloride	ND		ug/l	3.0	--	1
1,1-Dichloroethane	ND		ug/l	0.75	--	1
Chloroform	ND		ug/l	0.75	--	1
Carbon tetrachloride	ND		ug/l	0.50	--	1
1,2-Dichloropropane	ND		ug/l	1.8	--	1
Dibromochloromethane	ND		ug/l	0.50	--	1
1,1,2-Trichloroethane	ND		ug/l	0.75	--	1
Tetrachloroethene	ND		ug/l	0.50	--	1
Chlorobenzene	ND		ug/l	0.50	--	1
Trichlorofluoromethane	ND		ug/l	2.5	--	1
1,2-Dichloroethane	ND		ug/l	0.50	--	1
1,1,1-Trichloroethane	ND		ug/l	0.50	--	1
Bromodichloromethane	ND		ug/l	0.50	--	1
trans-1,3-Dichloropropene	ND		ug/l	0.50	--	1
cis-1,3-Dichloropropene	ND		ug/l	0.50	--	1
1,3-Dichloropropene, Total	ND		ug/l	0.50	--	1
1,1-Dichloropropene	ND		ug/l	2.5	--	1
Bromoform	ND		ug/l	2.0	--	1
1,1,2,2-Tetrachloroethane	ND		ug/l	0.50	--	1
Benzene	ND		ug/l	0.50	--	1
Toluene	ND		ug/l	0.75	--	1
Ethylbenzene	4.0		ug/l	0.50	--	1
Chloromethane	ND		ug/l	2.5	--	1
Bromomethane	ND		ug/l	1.0	--	1
Vinyl chloride	ND		ug/l	1.0	--	1
Chloroethane	ND		ug/l	1.0	--	1
1,1-Dichloroethene	ND		ug/l	0.50	--	1
trans-1,2-Dichloroethene	ND		ug/l	0.75	--	1

Project Name: TROY MILLS LANDFILL SUPERFUND **Lab Number:** L2017765

Project Number: 04.0190987.09 **Report Date:** 05/06/20

SAMPLE RESULTS

Lab ID: L2017765-02 Date Collected: 04/28/20 13:15

Client ID: TRY_SW-LEACHATE Date Received: 04/29/20

Sample Location: TROY, NH Field Prep: Not Specified

Sample Depth:

Parameter	Result	Qualifier	Units	RL	MDL	Dilution Factor
Volatile Organics by GC/MS - Westborough Lab						
1,2-Dichloroethene, Total	ND		ug/l	0.50	--	1
Trichloroethene	ND		ug/l	0.50	--	1
1,2-Dichlorobenzene	ND		ug/l	2.5	--	1
1,3-Dichlorobenzene	ND		ug/l	2.5	--	1
1,4-Dichlorobenzene	ND		ug/l	2.5	--	1
Methyl tert butyl ether	ND		ug/l	1.0	--	1
p/m-Xylene	ND		ug/l	1.0	--	1
o-Xylene	ND		ug/l	1.0	--	1
Xylenes, Total	ND		ug/l	1.0	--	1
cis-1,2-Dichloroethene	ND		ug/l	0.50	--	1
Dibromomethane	ND		ug/l	5.0	--	1
1,2,3-Trichloropropane	ND		ug/l	5.0	--	1
Styrene	ND		ug/l	1.0	--	1
Dichlorodifluoromethane	ND		ug/l	5.0	--	1
Acetone	ND		ug/l	5.0	--	1
Carbon disulfide	ND		ug/l	5.0	--	1
2-Butanone	ND		ug/l	5.0	--	1
4-Methyl-2-pentanone	ND		ug/l	5.0	--	1
2-Hexanone	ND		ug/l	5.0	--	1
Bromochloromethane	ND		ug/l	2.5	--	1
Tetrahydrofuran	ND		ug/l	5.0	--	1
2,2-Dichloropropane	ND		ug/l	2.5	--	1
1,2-Dibromoethane	ND		ug/l	2.0	--	1
1,1,1,2-Tetrachloroethane	ND		ug/l	0.50	--	1
Bromobenzene	ND		ug/l	2.5	--	1
n-Butylbenzene	1.6		ug/l	0.50	--	1
sec-Butylbenzene	8.5		ug/l	0.50	--	1
tert-Butylbenzene	ND		ug/l	2.5	--	1
o-Chlorotoluene	ND		ug/l	2.5	--	1
p-Chlorotoluene	ND		ug/l	2.5	--	1
1,2-Dibromo-3-chloropropane	ND		ug/l	2.5	--	1
Hexachlorobutadiene	ND		ug/l	0.50	--	1
Isopropylbenzene	8.2		ug/l	0.50	--	1
p-Isopropyltoluene	ND		ug/l	0.50	--	1
Naphthalene	ND		ug/l	2.5	--	1
n-Propylbenzene	4.1		ug/l	0.50	--	1
1,2,3-Trichlorobenzene	ND		ug/l	2.5	--	1

Project Name: TROY MILLS LANDFILL SUPERFUND **Lab Number:** L2017765

Project Number: 04.0190987.09 **Report Date:** 05/06/20

SAMPLE RESULTS

Lab ID: L2017765-02 Date Collected: 04/28/20 13:15

Client ID: TRY_SW-LEACHATE Date Received: 04/29/20

Sample Location: TROY, NH Field Prep: Not Specified

Sample Depth:

Parameter	Result	Qualifier	Units	RL	MDL	Dilution Factor
Volatile Organics by GC/MS - Westborough Lab						
1,2,4-Trichlorobenzene	ND		ug/l	2.5	--	1
1,3,5-Trimethylbenzene	ND		ug/l	2.5	--	1
1,3,5-Trichlorobenzene	ND		ug/l	2.0	--	1
1,2,4-Trimethylbenzene	ND		ug/l	2.5	--	1
Ethyl ether	ND		ug/l	2.5	--	1
Isopropyl Ether	ND		ug/l	2.0	--	1
Tert-Butyl Alcohol	ND		ug/l	10	--	1
Ethyl-Tert-Butyl-Ether	ND		ug/l	2.0	--	1
Tertiary-Amyl Methyl Ether	ND		ug/l	2.0	--	1
1,4-Dioxane	ND		ug/l	250	--	1

Surrogate	% Recovery	Qualifier	Acceptance Criteria
1,2-Dichloroethane-d4	95		70-130
Toluene-d8	98		70-130
4-Bromofluorobenzene	101		70-130
Dibromofluoromethane	99		70-130

Project Name: TROY MILLS LANDFILL SUPERFUND **Lab Number:** L2017765

Project Number: 04.0190987.09 **Report Date:** 05/06/20

SAMPLE RESULTS

Lab ID: L2017765-03
Client ID: TRY_SW-LEACHATE DUP
Sample Location: TROY, NH

Date Collected: 04/28/20 13:15
Date Received: 04/29/20
Field Prep: Not Specified

Sample Depth:
Matrix: Water
Analytical Method: 1,8260C
Analytical Date: 05/02/20 16:28
Analyst: AJK

Parameter	Result	Qualifier	Units	RL	MDL	Dilution Factor
Volatile Organics by GC/MS - Westborough Lab						
Methylene chloride	ND		ug/l	3.0	--	1
1,1-Dichloroethane	ND		ug/l	0.75	--	1
Chloroform	ND		ug/l	0.75	--	1
Carbon tetrachloride	ND		ug/l	0.50	--	1
1,2-Dichloropropane	ND		ug/l	1.8	--	1
Dibromochloromethane	ND		ug/l	0.50	--	1
1,1,2-Trichloroethane	ND		ug/l	0.75	--	1
Tetrachloroethene	ND		ug/l	0.50	--	1
Chlorobenzene	ND		ug/l	0.50	--	1
Trichlorofluoromethane	ND		ug/l	2.5	--	1
1,2-Dichloroethane	ND		ug/l	0.50	--	1
1,1,1-Trichloroethane	ND		ug/l	0.50	--	1
Bromodichloromethane	ND		ug/l	0.50	--	1
trans-1,3-Dichloropropene	ND		ug/l	0.50	--	1
cis-1,3-Dichloropropene	ND		ug/l	0.50	--	1
1,3-Dichloropropene, Total	ND		ug/l	0.50	--	1
1,1-Dichloropropene	ND		ug/l	2.5	--	1
Bromoform	ND		ug/l	2.0	--	1
1,1,2,2-Tetrachloroethane	ND		ug/l	0.50	--	1
Benzene	ND		ug/l	0.50	--	1
Toluene	ND		ug/l	0.75	--	1
Ethylbenzene	4.4		ug/l	0.50	--	1
Chloromethane	ND		ug/l	2.5	--	1
Bromomethane	ND		ug/l	1.0	--	1
Vinyl chloride	ND		ug/l	1.0	--	1
Chloroethane	ND		ug/l	1.0	--	1
1,1-Dichloroethene	ND		ug/l	0.50	--	1
trans-1,2-Dichloroethene	ND		ug/l	0.75	--	1

Project Name: TROY MILLS LANDFILL SUPERFUND **Lab Number:** L2017765

Project Number: 04.0190987.09 **Report Date:** 05/06/20

SAMPLE RESULTS

Lab ID: L2017765-03 Date Collected: 04/28/20 13:15

Client ID: TRY_SW-LEACHATE DUP Date Received: 04/29/20

Sample Location: TROY, NH Field Prep: Not Specified

Sample Depth:

Parameter	Result	Qualifier	Units	RL	MDL	Dilution Factor
Volatile Organics by GC/MS - Westborough Lab						
1,2-Dichloroethene, Total	ND		ug/l	0.50	--	1
Trichloroethene	ND		ug/l	0.50	--	1
1,2-Dichlorobenzene	ND		ug/l	2.5	--	1
1,3-Dichlorobenzene	ND		ug/l	2.5	--	1
1,4-Dichlorobenzene	ND		ug/l	2.5	--	1
Methyl tert butyl ether	ND		ug/l	1.0	--	1
p/m-Xylene	ND		ug/l	1.0	--	1
o-Xylene	ND		ug/l	1.0	--	1
Xylenes, Total	ND		ug/l	1.0	--	1
cis-1,2-Dichloroethene	ND		ug/l	0.50	--	1
Dibromomethane	ND		ug/l	5.0	--	1
1,2,3-Trichloropropane	ND		ug/l	5.0	--	1
Styrene	ND		ug/l	1.0	--	1
Dichlorodifluoromethane	ND		ug/l	5.0	--	1
Acetone	ND		ug/l	5.0	--	1
Carbon disulfide	ND		ug/l	5.0	--	1
2-Butanone	ND		ug/l	5.0	--	1
4-Methyl-2-pentanone	ND		ug/l	5.0	--	1
2-Hexanone	ND		ug/l	5.0	--	1
Bromochloromethane	ND		ug/l	2.5	--	1
Tetrahydrofuran	ND		ug/l	5.0	--	1
2,2-Dichloropropane	ND		ug/l	2.5	--	1
1,2-Dibromoethane	ND		ug/l	2.0	--	1
1,1,1,2-Tetrachloroethane	ND		ug/l	0.50	--	1
Bromobenzene	ND		ug/l	2.5	--	1
n-Butylbenzene	1.8		ug/l	0.50	--	1
sec-Butylbenzene	9.6		ug/l	0.50	--	1
tert-Butylbenzene	2.6		ug/l	2.5	--	1
o-Chlorotoluene	ND		ug/l	2.5	--	1
p-Chlorotoluene	ND		ug/l	2.5	--	1
1,2-Dibromo-3-chloropropane	ND		ug/l	2.5	--	1
Hexachlorobutadiene	ND		ug/l	0.50	--	1
Isopropylbenzene	9.3		ug/l	0.50	--	1
p-Isopropyltoluene	ND		ug/l	0.50	--	1
Naphthalene	ND		ug/l	2.5	--	1
n-Propylbenzene	4.6		ug/l	0.50	--	1
1,2,3-Trichlorobenzene	ND		ug/l	2.5	--	1

Project Name: TROY MILLS LANDFILL SUPERFUND **Lab Number:** L2017765

Project Number: 04.0190987.09 **Report Date:** 05/06/20

SAMPLE RESULTS

Lab ID: L2017765-03 Date Collected: 04/28/20 13:15

Client ID: TRY_SW-LEACHATE DUP Date Received: 04/29/20

Sample Location: TROY, NH Field Prep: Not Specified

Sample Depth:

Parameter	Result	Qualifier	Units	RL	MDL	Dilution Factor
Volatile Organics by GC/MS - Westborough Lab						
1,2,4-Trichlorobenzene	ND		ug/l	2.5	--	1
1,3,5-Trimethylbenzene	ND		ug/l	2.5	--	1
1,3,5-Trichlorobenzene	ND		ug/l	2.0	--	1
1,2,4-Trimethylbenzene	ND		ug/l	2.5	--	1
Ethyl ether	ND		ug/l	2.5	--	1
Isopropyl Ether	ND		ug/l	2.0	--	1
Tert-Butyl Alcohol	ND		ug/l	10	--	1
Ethyl-Tert-Butyl-Ether	ND		ug/l	2.0	--	1
Tertiary-Amyl Methyl Ether	ND		ug/l	2.0	--	1
1,4-Dioxane	ND		ug/l	250	--	1

Surrogate	% Recovery	Qualifier	Acceptance Criteria
1,2-Dichloroethane-d4	95		70-130
Toluene-d8	97		70-130
4-Bromofluorobenzene	104		70-130
Dibromofluoromethane	101		70-130

Project Name: TROY MILLS LANDFILL SUPERFUND **Lab Number:** L2017765

Project Number: 04.0190987.09 **Report Date:** 05/06/20

SAMPLE RESULTS

Lab ID: L2017765-04
Client ID: TRY_SW-LEACH-B
Sample Location: TROY, NH

Date Collected: 04/28/20 12:00
Date Received: 04/29/20
Field Prep: Not Specified

Sample Depth:
Matrix: Water
Analytical Method: 1,8260C
Analytical Date: 05/02/20 16:51
Analyst: AJK

Parameter	Result	Qualifier	Units	RL	MDL	Dilution Factor
Volatile Organics by GC/MS - Westborough Lab						
Methylene chloride	ND		ug/l	3.0	--	1
1,1-Dichloroethane	ND		ug/l	0.75	--	1
Chloroform	ND		ug/l	0.75	--	1
Carbon tetrachloride	ND		ug/l	0.50	--	1
1,2-Dichloropropane	ND		ug/l	1.8	--	1
Dibromochloromethane	ND		ug/l	0.50	--	1
1,1,2-Trichloroethane	ND		ug/l	0.75	--	1
Tetrachloroethene	ND		ug/l	0.50	--	1
Chlorobenzene	ND		ug/l	0.50	--	1
Trichlorofluoromethane	ND		ug/l	2.5	--	1
1,2-Dichloroethane	ND		ug/l	0.50	--	1
1,1,1-Trichloroethane	ND		ug/l	0.50	--	1
Bromodichloromethane	ND		ug/l	0.50	--	1
trans-1,3-Dichloropropene	ND		ug/l	0.50	--	1
cis-1,3-Dichloropropene	ND		ug/l	0.50	--	1
1,3-Dichloropropene, Total	ND		ug/l	0.50	--	1
1,1-Dichloropropene	ND		ug/l	2.5	--	1
Bromoform	ND		ug/l	2.0	--	1
1,1,2,2-Tetrachloroethane	ND		ug/l	0.50	--	1
Benzene	ND		ug/l	0.50	--	1
Toluene	ND		ug/l	0.75	--	1
Ethylbenzene	ND		ug/l	0.50	--	1
Chloromethane	ND		ug/l	2.5	--	1
Bromomethane	ND		ug/l	1.0	--	1
Vinyl chloride	ND		ug/l	1.0	--	1
Chloroethane	ND		ug/l	1.0	--	1
1,1-Dichloroethene	ND		ug/l	0.50	--	1
trans-1,2-Dichloroethene	ND		ug/l	0.75	--	1

Project Name: TROY MILLS LANDFILL SUPERFUND **Lab Number:** L2017765

Project Number: 04.0190987.09 **Report Date:** 05/06/20

SAMPLE RESULTS

Lab ID: L2017765-04 Date Collected: 04/28/20 12:00

Client ID: TRY_SW-LEACH-B Date Received: 04/29/20

Sample Location: TROY, NH Field Prep: Not Specified

Sample Depth:

Parameter	Result	Qualifier	Units	RL	MDL	Dilution Factor
Volatile Organics by GC/MS - Westborough Lab						
1,2-Dichloroethene, Total	ND		ug/l	0.50	--	1
Trichloroethene	ND		ug/l	0.50	--	1
1,2-Dichlorobenzene	ND		ug/l	2.5	--	1
1,3-Dichlorobenzene	ND		ug/l	2.5	--	1
1,4-Dichlorobenzene	ND		ug/l	2.5	--	1
Methyl tert butyl ether	ND		ug/l	1.0	--	1
p/m-Xylene	ND		ug/l	1.0	--	1
o-Xylene	ND		ug/l	1.0	--	1
Xylenes, Total	ND		ug/l	1.0	--	1
cis-1,2-Dichloroethene	ND		ug/l	0.50	--	1
Dibromomethane	ND		ug/l	5.0	--	1
1,2,3-Trichloropropane	ND		ug/l	5.0	--	1
Styrene	ND		ug/l	1.0	--	1
Dichlorodifluoromethane	ND		ug/l	5.0	--	1
Acetone	ND		ug/l	5.0	--	1
Carbon disulfide	ND		ug/l	5.0	--	1
2-Butanone	ND		ug/l	5.0	--	1
4-Methyl-2-pentanone	ND		ug/l	5.0	--	1
2-Hexanone	ND		ug/l	5.0	--	1
Bromochloromethane	ND		ug/l	2.5	--	1
Tetrahydrofuran	ND		ug/l	5.0	--	1
2,2-Dichloropropane	ND		ug/l	2.5	--	1
1,2-Dibromoethane	ND		ug/l	2.0	--	1
1,1,1,2-Tetrachloroethane	ND		ug/l	0.50	--	1
Bromobenzene	ND		ug/l	2.5	--	1
n-Butylbenzene	ND		ug/l	0.50	--	1
sec-Butylbenzene	ND		ug/l	0.50	--	1
tert-Butylbenzene	ND		ug/l	2.5	--	1
o-Chlorotoluene	ND		ug/l	2.5	--	1
p-Chlorotoluene	ND		ug/l	2.5	--	1
1,2-Dibromo-3-chloropropane	ND		ug/l	2.5	--	1
Hexachlorobutadiene	ND		ug/l	0.50	--	1
Isopropylbenzene	ND		ug/l	0.50	--	1
p-Isopropyltoluene	ND		ug/l	0.50	--	1
Naphthalene	ND		ug/l	2.5	--	1
n-Propylbenzene	ND		ug/l	0.50	--	1
1,2,3-Trichlorobenzene	ND		ug/l	2.5	--	1

Project Name: TROY MILLS LANDFILL SUPERFUND **Lab Number:** L2017765

Project Number: 04.0190987.09 **Report Date:** 05/06/20

SAMPLE RESULTS

Lab ID: L2017765-04 Date Collected: 04/28/20 12:00

Client ID: TRY_SW-LEACH-B Date Received: 04/29/20

Sample Location: TROY, NH Field Prep: Not Specified

Sample Depth:

Parameter	Result	Qualifier	Units	RL	MDL	Dilution Factor
Volatile Organics by GC/MS - Westborough Lab						
1,2,4-Trichlorobenzene	ND		ug/l	2.5	--	1
1,3,5-Trimethylbenzene	ND		ug/l	2.5	--	1
1,3,5-Trichlorobenzene	ND		ug/l	2.0	--	1
1,2,4-Trimethylbenzene	ND		ug/l	2.5	--	1
Ethyl ether	ND		ug/l	2.5	--	1
Isopropyl Ether	ND		ug/l	2.0	--	1
Tert-Butyl Alcohol	ND		ug/l	10	--	1
Ethyl-Tert-Butyl-Ether	ND		ug/l	2.0	--	1
Tertiary-Amyl Methyl Ether	ND		ug/l	2.0	--	1
1,4-Dioxane	ND		ug/l	250	--	1

Surrogate	% Recovery	Qualifier	Acceptance Criteria
1,2-Dichloroethane-d4	94		70-130
Toluene-d8	97		70-130
4-Bromofluorobenzene	102		70-130
Dibromofluoromethane	100		70-130

Project Name: TROY MILLS LANDFILL SUPERFUND **Lab Number:** L2017765

Project Number: 04.0190987.09 **Report Date:** 05/06/20

SAMPLE RESULTS

Lab ID: L2017765-05
Client ID: TRY_SW-100
Sample Location: TROY, NH

Date Collected: 04/28/20 11:30
Date Received: 04/29/20
Field Prep: Not Specified

Sample Depth:
Matrix: Water
Analytical Method: 1,8260C
Analytical Date: 05/02/20 17:14
Analyst: AJK

Parameter	Result	Qualifier	Units	RL	MDL	Dilution Factor
Volatile Organics by GC/MS - Westborough Lab						
Methylene chloride	ND		ug/l	3.0	--	1
1,1-Dichloroethane	ND		ug/l	0.75	--	1
Chloroform	ND		ug/l	0.75	--	1
Carbon tetrachloride	ND		ug/l	0.50	--	1
1,2-Dichloropropane	ND		ug/l	1.8	--	1
Dibromochloromethane	ND		ug/l	0.50	--	1
1,1,2-Trichloroethane	ND		ug/l	0.75	--	1
Tetrachloroethene	ND		ug/l	0.50	--	1
Chlorobenzene	ND		ug/l	0.50	--	1
Trichlorofluoromethane	ND		ug/l	2.5	--	1
1,2-Dichloroethane	ND		ug/l	0.50	--	1
1,1,1-Trichloroethane	ND		ug/l	0.50	--	1
Bromodichloromethane	ND		ug/l	0.50	--	1
trans-1,3-Dichloropropene	ND		ug/l	0.50	--	1
cis-1,3-Dichloropropene	ND		ug/l	0.50	--	1
1,3-Dichloropropene, Total	ND		ug/l	0.50	--	1
1,1-Dichloropropene	ND		ug/l	2.5	--	1
Bromoform	ND		ug/l	2.0	--	1
1,1,2,2-Tetrachloroethane	ND		ug/l	0.50	--	1
Benzene	ND		ug/l	0.50	--	1
Toluene	ND		ug/l	0.75	--	1
Ethylbenzene	ND		ug/l	0.50	--	1
Chloromethane	ND		ug/l	2.5	--	1
Bromomethane	ND		ug/l	1.0	--	1
Vinyl chloride	ND		ug/l	1.0	--	1
Chloroethane	ND		ug/l	1.0	--	1
1,1-Dichloroethene	ND		ug/l	0.50	--	1
trans-1,2-Dichloroethene	ND		ug/l	0.75	--	1

Project Name: TROY MILLS LANDFILL SUPERFUND **Lab Number:** L2017765

Project Number: 04.0190987.09 **Report Date:** 05/06/20

SAMPLE RESULTS

Lab ID: L2017765-05 Date Collected: 04/28/20 11:30

Client ID: TRY_SW-100 Date Received: 04/29/20

Sample Location: TROY, NH Field Prep: Not Specified

Sample Depth:

Parameter	Result	Qualifier	Units	RL	MDL	Dilution Factor
Volatile Organics by GC/MS - Westborough Lab						
1,2-Dichloroethene, Total	ND		ug/l	0.50	--	1
Trichloroethene	ND		ug/l	0.50	--	1
1,2-Dichlorobenzene	ND		ug/l	2.5	--	1
1,3-Dichlorobenzene	ND		ug/l	2.5	--	1
1,4-Dichlorobenzene	ND		ug/l	2.5	--	1
Methyl tert butyl ether	ND		ug/l	1.0	--	1
p/m-Xylene	ND		ug/l	1.0	--	1
o-Xylene	ND		ug/l	1.0	--	1
Xylenes, Total	ND		ug/l	1.0	--	1
cis-1,2-Dichloroethene	ND		ug/l	0.50	--	1
Dibromomethane	ND		ug/l	5.0	--	1
1,2,3-Trichloropropane	ND		ug/l	5.0	--	1
Styrene	ND		ug/l	1.0	--	1
Dichlorodifluoromethane	ND		ug/l	5.0	--	1
Acetone	ND		ug/l	5.0	--	1
Carbon disulfide	ND		ug/l	5.0	--	1
2-Butanone	ND		ug/l	5.0	--	1
4-Methyl-2-pentanone	ND		ug/l	5.0	--	1
2-Hexanone	ND		ug/l	5.0	--	1
Bromochloromethane	ND		ug/l	2.5	--	1
Tetrahydrofuran	ND		ug/l	5.0	--	1
2,2-Dichloropropane	ND		ug/l	2.5	--	1
1,2-Dibromoethane	ND		ug/l	2.0	--	1
1,1,1,2-Tetrachloroethane	ND		ug/l	0.50	--	1
Bromobenzene	ND		ug/l	2.5	--	1
n-Butylbenzene	ND		ug/l	0.50	--	1
sec-Butylbenzene	ND		ug/l	0.50	--	1
tert-Butylbenzene	ND		ug/l	2.5	--	1
o-Chlorotoluene	ND		ug/l	2.5	--	1
p-Chlorotoluene	ND		ug/l	2.5	--	1
1,2-Dibromo-3-chloropropane	ND		ug/l	2.5	--	1
Hexachlorobutadiene	ND		ug/l	0.50	--	1
Isopropylbenzene	ND		ug/l	0.50	--	1
p-Isopropyltoluene	ND		ug/l	0.50	--	1
Naphthalene	ND		ug/l	2.5	--	1
n-Propylbenzene	ND		ug/l	0.50	--	1
1,2,3-Trichlorobenzene	ND		ug/l	2.5	--	1

Project Name: TROY MILLS LANDFILL SUPERFUND **Lab Number:** L2017765

Project Number: 04.0190987.09 **Report Date:** 05/06/20

SAMPLE RESULTS

Lab ID: L2017765-05 Date Collected: 04/28/20 11:30

Client ID: TRY_SW-100 Date Received: 04/29/20

Sample Location: TROY, NH Field Prep: Not Specified

Sample Depth:

Parameter	Result	Qualifier	Units	RL	MDL	Dilution Factor
Volatile Organics by GC/MS - Westborough Lab						
1,2,4-Trichlorobenzene	ND		ug/l	2.5	--	1
1,3,5-Trimethylbenzene	ND		ug/l	2.5	--	1
1,3,5-Trichlorobenzene	ND		ug/l	2.0	--	1
1,2,4-Trimethylbenzene	ND		ug/l	2.5	--	1
Ethyl ether	ND		ug/l	2.5	--	1
Isopropyl Ether	ND		ug/l	2.0	--	1
Tert-Butyl Alcohol	ND		ug/l	10	--	1
Ethyl-Tert-Butyl-Ether	ND		ug/l	2.0	--	1
Tertiary-Amyl Methyl Ether	ND		ug/l	2.0	--	1
1,4-Dioxane	ND		ug/l	250	--	1

Surrogate	% Recovery	Qualifier	Acceptance Criteria
1,2-Dichloroethane-d4	95		70-130
Toluene-d8	97		70-130
4-Bromofluorobenzene	101		70-130
Dibromofluoromethane	99		70-130

Project Name: TROY MILLS LANDFILL SUPERFUND **Lab Number:** L2017765

Project Number: 04.0190987.09 **Report Date:** 05/06/20

Method Blank Analysis
Batch Quality Control

Analytical Method: 1,8260C
Analytical Date: 05/02/20 09:53
Analyst: MKS

Parameter	Result	Qualifier	Units	RL	MDL
Volatile Organics by GC/MS - Westborough Lab for sample(s): 01-05 Batch: WG1366811-5					
Methylene chloride	ND		ug/l	3.0	--
1,1-Dichloroethane	ND		ug/l	0.75	--
Chloroform	ND		ug/l	0.75	--
Carbon tetrachloride	ND		ug/l	0.50	--
1,2-Dichloropropane	ND		ug/l	1.8	--
Dibromochloromethane	ND		ug/l	0.50	--
1,1,2-Trichloroethane	ND		ug/l	0.75	--
Tetrachloroethene	ND		ug/l	0.50	--
Chlorobenzene	ND		ug/l	0.50	--
Trichlorofluoromethane	ND		ug/l	2.5	--
1,2-Dichloroethane	ND		ug/l	0.50	--
1,1,1-Trichloroethane	ND		ug/l	0.50	--
Bromodichloromethane	ND		ug/l	0.50	--
trans-1,3-Dichloropropene	ND		ug/l	0.50	--
cis-1,3-Dichloropropene	ND		ug/l	0.50	--
1,3-Dichloropropene, Total	ND		ug/l	0.50	--
1,1-Dichloropropene	ND		ug/l	2.5	--
Bromoform	ND		ug/l	2.0	--
1,1,2,2-Tetrachloroethane	ND		ug/l	0.50	--
Benzene	ND		ug/l	0.50	--
Toluene	ND		ug/l	0.75	--
Ethylbenzene	ND		ug/l	0.50	--
Chloromethane	ND		ug/l	2.5	--
Bromomethane	ND		ug/l	1.0	--
Vinyl chloride	ND		ug/l	1.0	--
Chloroethane	ND		ug/l	1.0	--
1,1-Dichloroethene	ND		ug/l	0.50	--
trans-1,2-Dichloroethene	ND		ug/l	0.75	--
1,2-Dichloroethene, Total	ND		ug/l	0.50	--

Project Name: TROY MILLS LANDFILL SUPERFUND **Lab Number:** L2017765

Project Number: 04.0190987.09 **Report Date:** 05/06/20

Method Blank Analysis
Batch Quality Control

Analytical Method: 1,8260C
Analytical Date: 05/02/20 09:53
Analyst: MKS

Parameter	Result	Qualifier	Units	RL	MDL
Volatile Organics by GC/MS - Westborough Lab for sample(s): 01-05 Batch: WG1366811-5					
Trichloroethene	ND		ug/l	0.50	--
1,2-Dichlorobenzene	ND		ug/l	2.5	--
1,3-Dichlorobenzene	ND		ug/l	2.5	--
1,4-Dichlorobenzene	ND		ug/l	2.5	--
Methyl tert butyl ether	ND		ug/l	1.0	--
p/m-Xylene	ND		ug/l	1.0	--
o-Xylene	ND		ug/l	1.0	--
Xylenes, Total	ND		ug/l	1.0	--
cis-1,2-Dichloroethene	ND		ug/l	0.50	--
Dibromomethane	ND		ug/l	5.0	--
1,2,3-Trichloropropane	ND		ug/l	5.0	--
Styrene	ND		ug/l	1.0	--
Dichlorodifluoromethane	ND		ug/l	5.0	--
Acetone	ND		ug/l	5.0	--
Carbon disulfide	ND		ug/l	5.0	--
2-Butanone	ND		ug/l	5.0	--
4-Methyl-2-pentanone	ND		ug/l	5.0	--
2-Hexanone	ND		ug/l	5.0	--
Bromochloromethane	ND		ug/l	2.5	--
Tetrahydrofuran	ND		ug/l	5.0	--
2,2-Dichloropropane	ND		ug/l	2.5	--
1,2-Dibromoethane	ND		ug/l	2.0	--
1,1,1,2-Tetrachloroethane	ND		ug/l	0.50	--
Bromobenzene	ND		ug/l	2.5	--
n-Butylbenzene	ND		ug/l	0.50	--
sec-Butylbenzene	ND		ug/l	0.50	--
tert-Butylbenzene	ND		ug/l	2.5	--
o-Chlorotoluene	ND		ug/l	2.5	--
p-Chlorotoluene	ND		ug/l	2.5	--

Project Name: TROY MILLS LANDFILL SUPERFUND **Lab Number:** L2017765

Project Number: 04.0190987.09 **Report Date:** 05/06/20

Method Blank Analysis
Batch Quality Control

Analytical Method: 1,8260C
Analytical Date: 05/02/20 09:53
Analyst: MKS

Parameter	Result	Qualifier	Units	RL	MDL
Volatile Organics by GC/MS - Westborough Lab for sample(s): 01-05 Batch: WG1366811-5					
1,2-Dibromo-3-chloropropane	ND		ug/l	2.5	--
Hexachlorobutadiene	ND		ug/l	0.50	--
Isopropylbenzene	ND		ug/l	0.50	--
p-Isopropyltoluene	ND		ug/l	0.50	--
Naphthalene	ND		ug/l	2.5	--
n-Propylbenzene	ND		ug/l	0.50	--
1,2,3-Trichlorobenzene	ND		ug/l	2.5	--
1,2,4-Trichlorobenzene	ND		ug/l	2.5	--
1,3,5-Trimethylbenzene	ND		ug/l	2.5	--
1,3,5-Trichlorobenzene	ND		ug/l	2.0	--
1,2,4-Trimethylbenzene	ND		ug/l	2.5	--
Ethyl ether	ND		ug/l	2.5	--
Isopropyl Ether	ND		ug/l	2.0	--
Tert-Butyl Alcohol	ND		ug/l	10	--
Ethyl-Tert-Butyl-Ether	ND		ug/l	2.0	--
Tertiary-Amyl Methyl Ether	ND		ug/l	2.0	--
1,4-Dioxane	ND		ug/l	250	--

Surrogate	%Recovery	Qualifier	Acceptance Criteria
1,2-Dichloroethane-d4	94		70-130
Toluene-d8	96		70-130
4-Bromofluorobenzene	102		70-130
Dibromofluoromethane	100		70-130

Lab Control Sample Analysis

Batch Quality Control

Project Name: TROY MILLS LANDFILL SUPERFUND

Project Number: 04.0190987.09

Lab Number: L2017765

Report Date: 05/06/20

Parameter	LCS %Recovery	Qual	LCSD %Recovery	Qual	%Recovery Limits	RPD	Qual	RPD Limits
Volatile Organics by GC/MS - Westborough Lab Associated sample(s): 01-05 Batch: WG1366811-3 WG1366811-4								
Methylene chloride	86		89		70-130	3		20
1,1-Dichloroethane	87		91		70-130	4		20
Chloroform	89		94		70-130	5		20
Carbon tetrachloride	93		99		63-132	6		20
1,2-Dichloropropane	86		90		70-130	5		20
Dibromochloromethane	84		91		63-130	8		20
1,1,2-Trichloroethane	83		88		70-130	6		20
Tetrachloroethene	88		94		70-130	7		20
Chlorobenzene	87		92		75-130	6		25
Trichlorofluoromethane	96		100		62-150	4		20
1,2-Dichloroethane	83		85		70-130	2		20
1,1,1-Trichloroethane	92		95		67-130	3		20
Bromodichloromethane	87		92		67-130	6		20
trans-1,3-Dichloropropene	85		88		70-130	3		20
cis-1,3-Dichloropropene	89		93		70-130	4		20
1,1-Dichloropropene	89		91		70-130	2		20
Bromoform	86		93		54-136	8		20
1,1,2,2-Tetrachloroethane	83		89		67-130	7		20
Benzene	90		95		70-130	5		25
Toluene	88		91		70-130	3		25
Ethylbenzene	85		90		70-130	6		20
Chloromethane	74		78		64-130	5		20
Bromomethane	64		60		39-139	6		20

Lab Control Sample Analysis

Batch Quality Control

Project Name: TROY MILLS LANDFILL SUPERFUND

Project Number: 04.0190987.09

Lab Number: L2017765

Report Date: 05/06/20

Parameter	LCS %Recovery	Qual	LCSD %Recovery	Qual	%Recovery Limits	RPD	Qual	RPD Limits
Volatile Organics by GC/MS - Westborough Lab Associated sample(s): 01-05 Batch: WG1366811-3 WG1366811-4								
Vinyl chloride	100		100		55-140	0		20
Chloroethane	93		97		55-138	4		20
1,1-Dichloroethene	94		97		61-145	3		25
trans-1,2-Dichloroethene	91		96		70-130	5		20
Trichloroethene	94		99		70-130	5		25
1,2-Dichlorobenzene	83		88		70-130	6		20
1,3-Dichlorobenzene	87		90		70-130	3		20
1,4-Dichlorobenzene	86		90		70-130	5		20
Methyl tert butyl ether	80		84		63-130	5		20
p/m-Xylene	85		90		70-130	6		20
o-Xylene	85		90		70-130	6		20
cis-1,2-Dichloroethene	93		98		70-130	5		20
Dibromomethane	91		93		70-130	2		20
1,2,3-Trichloropropane	87		78		64-130	11		20
Styrene	85		90		70-130	6		20
Dichlorodifluoromethane	130		140		36-147	7		20
Acetone	80		68		58-148	16		20
Carbon disulfide	89		95		51-130	7		20
2-Butanone	74		76		63-138	3		20
4-Methyl-2-pentanone	77		82		59-130	6		20
2-Hexanone	68		71		57-130	4		20
Bromochloromethane	100		100		70-130	0		20
Tetrahydrofuran	69		74		58-130	7		20

Lab Control Sample Analysis
Batch Quality Control

Project Name: TROY MILLS LANDFILL SUPERFUND
Project Number: 04.0190987.09

Lab Number: L2017765
Report Date: 05/06/20

Parameter	LCS %Recovery	Qual	LCSD %Recovery	Qual	%Recovery Limits	RPD	Qual	RPD Limits
Volatile Organics by GC/MS - Westborough Lab Associated sample(s): 01-05 Batch: WG1366811-3 WG1366811-4								
2,2-Dichloropropane	99		100		63-133	1		20
1,2-Dibromoethane	86		89		70-130	3		20
1,1,1,2-Tetrachloroethane	88		94		64-130	7		20
Bromobenzene	92		95		70-130	3		20
n-Butylbenzene	81		88		53-136	8		20
sec-Butylbenzene	84		89		70-130	6		20
tert-Butylbenzene	85		90		70-130	6		20
o-Chlorotoluene	84		90		70-130	7		20
p-Chlorotoluene	86		89		70-130	3		20
1,2-Dibromo-3-chloropropane	80		83		41-144	4		20
Hexachlorobutadiene	88		96		63-130	9		20
Isopropylbenzene	87		93		70-130	7		20
p-Isopropyltoluene	84		89		70-130	6		20
Naphthalene	71		77		70-130	8		20
n-Propylbenzene	85		92		69-130	8		20
1,2,3-Trichlorobenzene	70		80		70-130	13		20
1,2,4-Trichlorobenzene	78		85		70-130	9		20
1,3,5-Trimethylbenzene	84		89		64-130	6		20
1,3,5-Trichlorobenzene	83		89		70-130	7		20
1,2,4-Trimethylbenzene	84		88		70-130	5		20
Ethyl ether	79		85		59-134	7		20
Isopropyl Ether	78		82		70-130	5		20
Tert-Butyl Alcohol	84		88		70-130	5		20

Lab Control Sample Analysis

Batch Quality Control

Project Name: TROY MILLS LANDFILL SUPERFUND

Project Number: 04.0190987.09

Lab Number: L2017765

Report Date: 05/06/20

Parameter	LCS %Recovery	Qual	LCSD %Recovery	Qual	%Recovery Limits	RPD	Qual	RPD Limits
Volatile Organics by GC/MS - Westborough Lab Associated sample(s): 01-05 Batch: WG1366811-3 WG1366811-4								
Ethyl-Tert-Butyl-Ether	83		87		70-130	5		20
Tertiary-Amyl Methyl Ether	83		86		66-130	4		20
1,4-Dioxane	120		134		56-162	11		20

Surrogate	LCS %Recovery	Qual	LCSD %Recovery	Qual	Acceptance Criteria
1,2-Dichloroethane-d4	91		91		70-130
Toluene-d8	98		97		70-130
4-Bromofluorobenzene	103		102		70-130
Dibromofluoromethane	101		102		70-130

SEMIVOLATILES

Project Name: TROY MILLS LANDFILL SUPERFUND **Lab Number:** L2017765

Project Number: 04.0190987.09 **Report Date:** 05/06/20

SAMPLE RESULTS

Lab ID: L2017765-02
Client ID: TRY_SW-LEACHATE
Sample Location: TROY, NH

Date Collected: 04/28/20 13:15
Date Received: 04/29/20
Field Prep: Not Specified

Sample Depth:
Matrix: Water
Analytical Method: 1,8270D
Analytical Date: 05/03/20 14:09
Analyst: EK

Extraction Method: EPA 3510C
Extraction Date: 05/01/20 15:41

Parameter	Result	Qualifier	Units	RL	MDL	Dilution Factor
Semivolatile Organics by GC/MS - Westborough Lab						
Benzidine	ND		ug/l	20	--	1
1,2,4-Trichlorobenzene	ND		ug/l	5.0	--	1
Bis(2-chloroethyl)ether	ND		ug/l	2.0	--	1
1,2-Dichlorobenzene	ND		ug/l	2.0	--	1
1,3-Dichlorobenzene	ND		ug/l	2.0	--	1
1,4-Dichlorobenzene	ND		ug/l	2.0	--	1
3,3'-Dichlorobenzidine	ND		ug/l	5.0	--	1
2,4-Dinitrotoluene	ND		ug/l	5.0	--	1
2,6-Dinitrotoluene	ND		ug/l	5.0	--	1
Azobenzene	ND		ug/l	2.0	--	1
4-Chlorophenyl phenyl ether	ND		ug/l	2.0	--	1
4-Bromophenyl phenyl ether	ND		ug/l	2.0	--	1
Bis(2-chloroisopropyl)ether	ND		ug/l	2.0	--	1
Bis(2-chloroethoxy)methane	ND		ug/l	5.0	--	1
Hexachlorocyclopentadiene	ND		ug/l	20	--	1
Isophorone	ND		ug/l	5.0	--	1
Nitrobenzene	ND		ug/l	2.0	--	1
NDPA/DPA	ND		ug/l	2.0	--	1
n-Nitrosodi-n-propylamine	ND		ug/l	5.0	--	1
Bis(2-ethylhexyl)phthalate	ND		ug/l	3.0	--	1
Butyl benzyl phthalate	ND		ug/l	5.0	--	1
Di-n-butylphthalate	ND		ug/l	5.0	--	1
Di-n-octylphthalate	ND		ug/l	5.0	--	1
Diethyl phthalate	ND		ug/l	5.0	--	1
Dimethyl phthalate	ND		ug/l	5.0	--	1
Biphenyl	ND		ug/l	2.0	--	1
Aniline	ND		ug/l	2.0	--	1
4-Chloroaniline	ND		ug/l	5.0	--	1

Project Name: TROY MILLS LANDFILL SUPERFUND **Lab Number:** L2017765

Project Number: 04.0190987.09 **Report Date:** 05/06/20

SAMPLE RESULTS

Lab ID: L2017765-02 Date Collected: 04/28/20 13:15

Client ID: TRY_SW-LEACHATE Date Received: 04/29/20

Sample Location: TROY, NH Field Prep: Not Specified

Sample Depth:

Parameter	Result	Qualifier	Units	RL	MDL	Dilution Factor
Semivolatile Organics by GC/MS - Westborough Lab						
2-Nitroaniline	ND		ug/l	5.0	--	1
3-Nitroaniline	ND		ug/l	5.0	--	1
4-Nitroaniline	ND		ug/l	5.0	--	1
Dibenzofuran	ND		ug/l	2.0	--	1
n-Nitrosodimethylamine	ND		ug/l	2.0	--	1
2,4,6-Trichlorophenol	ND		ug/l	5.0	--	1
p-Chloro-m-cresol	ND		ug/l	2.0	--	1
2-Chlorophenol	ND		ug/l	2.0	--	1
2,4-Dichlorophenol	ND		ug/l	5.0	--	1
2,4-Dimethylphenol	ND		ug/l	5.0	--	1
2-Nitrophenol	ND		ug/l	10	--	1
4-Nitrophenol	ND		ug/l	10	--	1
2,4-Dinitrophenol	ND		ug/l	20	--	1
4,6-Dinitro-o-cresol	ND		ug/l	10	--	1
Phenol	ND		ug/l	5.0	--	1
2-Methylphenol	ND		ug/l	5.0	--	1
3-Methylphenol/4-Methylphenol	ND		ug/l	5.0	--	1
2,4,5-Trichlorophenol	ND		ug/l	5.0	--	1
Benzoic Acid	ND		ug/l	50	--	1
Benzyl Alcohol	ND		ug/l	2.0	--	1
Carbazole	ND		ug/l	2.0	--	1
Pyridine	ND		ug/l	3.5	--	1

Surrogate	% Recovery	Qualifier	Acceptance Criteria
2-Fluorophenol	61		21-120
Phenol-d6	51		10-120
Nitrobenzene-d5	81		23-120
2-Fluorobiphenyl	65		15-120
2,4,6-Tribromophenol	58		10-120
4-Terphenyl-d14	82		41-149

Project Name: TROY MILLS LANDFILL SUPERFUND **Lab Number:** L2017765

Project Number: 04.0190987.09 **Report Date:** 05/06/20

SAMPLE RESULTS

Lab ID: L2017765-02
Client ID: TRY_SW-LEACHATE
Sample Location: TROY, NH

Date Collected: 04/28/20 13:15
Date Received: 04/29/20
Field Prep: Not Specified

Sample Depth:
Matrix: Water
Analytical Method: 1,8270D-SIM
Analytical Date: 05/03/20 12:54
Analyst: DV

Extraction Method: EPA 3510C
Extraction Date: 05/01/20 15:43

Parameter	Result	Qualifier	Units	RL	MDL	Dilution Factor
Semivolatile Organics by GC/MS-SIM - Westborough Lab						
Acenaphthene	ND		ug/l	0.10	--	1
2-Chloronaphthalene	ND		ug/l	0.20	--	1
Fluoranthene	ND		ug/l	0.10	--	1
Hexachlorobutadiene	ND		ug/l	0.50	--	1
Naphthalene	ND		ug/l	0.10	--	1
Benzo(a)anthracene	ND		ug/l	0.10	--	1
Benzo(a)pyrene	ND		ug/l	0.10	--	1
Benzo(b)fluoranthene	ND		ug/l	0.10	--	1
Benzo(k)fluoranthene	ND		ug/l	0.10	--	1
Chrysene	ND		ug/l	0.10	--	1
Acenaphthylene	ND		ug/l	0.10	--	1
Anthracene	ND		ug/l	0.10	--	1
Benzo(ghi)perylene	ND		ug/l	0.10	--	1
Fluorene	ND		ug/l	0.10	--	1
Phenanthrene	ND		ug/l	0.10	--	1
Dibenzo(a,h)anthracene	ND		ug/l	0.10	--	1
Indeno(1,2,3-cd)pyrene	ND		ug/l	0.10	--	1
Pyrene	ND		ug/l	0.10	--	1
1-Methylnaphthalene	0.13		ug/l	0.10	--	1
2-Methylnaphthalene	ND		ug/l	0.10	--	1
Pentachlorophenol	ND		ug/l	0.80	--	1
Hexachlorobenzene	ND		ug/l	0.80	--	1
Hexachloroethane	ND		ug/l	0.80	--	1

Project Name: TROY MILLS LANDFILL SUPERFUND **Lab Number:** L2017765

Project Number: 04.0190987.09 **Report Date:** 05/06/20

SAMPLE RESULTS

Lab ID: L2017765-02 Date Collected: 04/28/20 13:15

Client ID: TRY_SW-LEACHATE Date Received: 04/29/20

Sample Location: TROY, NH Field Prep: Not Specified

Sample Depth:

Parameter	Result	Qualifier	Units	RL	MDL	Dilution Factor
Semivolatile Organics by GC/MS-SIM - Westborough Lab						

Surrogate	% Recovery	Qualifier	Acceptance Criteria
2-Fluorophenol	58		21-120
Phenol-d6	50		10-120
Nitrobenzene-d5	73		23-120
2-Fluorobiphenyl	67		15-120
2,4,6-Tribromophenol	84		10-120
4-Terphenyl-d14	90		41-149

Project Name: TROY MILLS LANDFILL SUPERFUND **Lab Number:** L2017765

Project Number: 04.0190987.09 **Report Date:** 05/06/20

SAMPLE RESULTS

Lab ID: L2017765-03
Client ID: TRY_SW-LEACHATE DUP
Sample Location: TROY, NH

Date Collected: 04/28/20 13:15
Date Received: 04/29/20
Field Prep: Not Specified

Sample Depth:
Matrix: Water
Analytical Method: 1,8270D
Analytical Date: 05/03/20 14:33
Analyst: EK

Extraction Method: EPA 3510C
Extraction Date: 05/01/20 15:41

Parameter	Result	Qualifier	Units	RL	MDL	Dilution Factor
Semivolatile Organics by GC/MS - Westborough Lab						
Benzidine	ND		ug/l	20	--	1
1,2,4-Trichlorobenzene	ND		ug/l	5.0	--	1
Bis(2-chloroethyl)ether	ND		ug/l	2.0	--	1
1,2-Dichlorobenzene	ND		ug/l	2.0	--	1
1,3-Dichlorobenzene	ND		ug/l	2.0	--	1
1,4-Dichlorobenzene	ND		ug/l	2.0	--	1
3,3'-Dichlorobenzidine	ND		ug/l	5.0	--	1
2,4-Dinitrotoluene	ND		ug/l	5.0	--	1
2,6-Dinitrotoluene	ND		ug/l	5.0	--	1
Azobenzene	ND		ug/l	2.0	--	1
4-Chlorophenyl phenyl ether	ND		ug/l	2.0	--	1
4-Bromophenyl phenyl ether	ND		ug/l	2.0	--	1
Bis(2-chloroisopropyl)ether	ND		ug/l	2.0	--	1
Bis(2-chloroethoxy)methane	ND		ug/l	5.0	--	1
Hexachlorocyclopentadiene	ND		ug/l	20	--	1
Isophorone	ND		ug/l	5.0	--	1
Nitrobenzene	ND		ug/l	2.0	--	1
NDPA/DPA	ND		ug/l	2.0	--	1
n-Nitrosodi-n-propylamine	ND		ug/l	5.0	--	1
Bis(2-ethylhexyl)phthalate	ND		ug/l	3.0	--	1
Butyl benzyl phthalate	ND		ug/l	5.0	--	1
Di-n-butylphthalate	ND		ug/l	5.0	--	1
Di-n-octylphthalate	ND		ug/l	5.0	--	1
Diethyl phthalate	ND		ug/l	5.0	--	1
Dimethyl phthalate	ND		ug/l	5.0	--	1
Biphenyl	ND		ug/l	2.0	--	1
Aniline	ND		ug/l	2.0	--	1
4-Chloroaniline	ND		ug/l	5.0	--	1

Project Name: TROY MILLS LANDFILL SUPERFUND **Lab Number:** L2017765

Project Number: 04.0190987.09 **Report Date:** 05/06/20

SAMPLE RESULTS

Lab ID: L2017765-03 Date Collected: 04/28/20 13:15

Client ID: TRY_SW-LEACHATE DUP Date Received: 04/29/20

Sample Location: TROY, NH Field Prep: Not Specified

Sample Depth:

Parameter	Result	Qualifier	Units	RL	MDL	Dilution Factor
Semivolatile Organics by GC/MS - Westborough Lab						
2-Nitroaniline	ND		ug/l	5.0	--	1
3-Nitroaniline	ND		ug/l	5.0	--	1
4-Nitroaniline	ND		ug/l	5.0	--	1
Dibenzofuran	ND		ug/l	2.0	--	1
n-Nitrosodimethylamine	ND		ug/l	2.0	--	1
2,4,6-Trichlorophenol	ND		ug/l	5.0	--	1
p-Chloro-m-cresol	ND		ug/l	2.0	--	1
2-Chlorophenol	ND		ug/l	2.0	--	1
2,4-Dichlorophenol	ND		ug/l	5.0	--	1
2,4-Dimethylphenol	ND		ug/l	5.0	--	1
2-Nitrophenol	ND		ug/l	10	--	1
4-Nitrophenol	ND		ug/l	10	--	1
2,4-Dinitrophenol	ND		ug/l	20	--	1
4,6-Dinitro-o-cresol	ND		ug/l	10	--	1
Phenol	ND		ug/l	5.0	--	1
2-Methylphenol	ND		ug/l	5.0	--	1
3-Methylphenol/4-Methylphenol	ND		ug/l	5.0	--	1
2,4,5-Trichlorophenol	ND		ug/l	5.0	--	1
Benzoic Acid	ND		ug/l	50	--	1
Benzyl Alcohol	ND		ug/l	2.0	--	1
Carbazole	ND		ug/l	2.0	--	1
Pyridine	ND		ug/l	3.5	--	1

Surrogate	% Recovery	Qualifier	Acceptance Criteria
2-Fluorophenol	58		21-120
Phenol-d6	52		10-120
Nitrobenzene-d5	80		23-120
2-Fluorobiphenyl	66		15-120
2,4,6-Tribromophenol	56		10-120
4-Terphenyl-d14	81		41-149

Project Name: TROY MILLS LANDFILL SUPERFUND **Lab Number:** L2017765

Project Number: 04.0190987.09 **Report Date:** 05/06/20

SAMPLE RESULTS

Lab ID: L2017765-03
Client ID: TRY_SW-LEACHATE DUP
Sample Location: TROY, NH

Date Collected: 04/28/20 13:15
Date Received: 04/29/20
Field Prep: Not Specified

Sample Depth:
Matrix: Water
Analytical Method: 1,8270D-SIM
Analytical Date: 05/03/20 13:11
Analyst: DV

Extraction Method: EPA 3510C
Extraction Date: 05/01/20 15:43

Parameter	Result	Qualifier	Units	RL	MDL	Dilution Factor
Semivolatile Organics by GC/MS-SIM - Westborough Lab						
Acenaphthene	ND		ug/l	0.10	--	1
2-Chloronaphthalene	ND		ug/l	0.20	--	1
Fluoranthene	ND		ug/l	0.10	--	1
Hexachlorobutadiene	ND		ug/l	0.50	--	1
Naphthalene	ND		ug/l	0.10	--	1
Benzo(a)anthracene	ND		ug/l	0.10	--	1
Benzo(a)pyrene	ND		ug/l	0.10	--	1
Benzo(b)fluoranthene	ND		ug/l	0.10	--	1
Benzo(k)fluoranthene	ND		ug/l	0.10	--	1
Chrysene	ND		ug/l	0.10	--	1
Acenaphthylene	ND		ug/l	0.10	--	1
Anthracene	ND		ug/l	0.10	--	1
Benzo(ghi)perylene	ND		ug/l	0.10	--	1
Fluorene	ND		ug/l	0.10	--	1
Phenanthrene	ND		ug/l	0.10	--	1
Dibenzo(a,h)anthracene	ND		ug/l	0.10	--	1
Indeno(1,2,3-cd)pyrene	ND		ug/l	0.10	--	1
Pyrene	ND		ug/l	0.10	--	1
1-Methylnaphthalene	0.12		ug/l	0.10	--	1
2-Methylnaphthalene	ND		ug/l	0.10	--	1
Pentachlorophenol	ND		ug/l	0.80	--	1
Hexachlorobenzene	ND		ug/l	0.80	--	1
Hexachloroethane	ND		ug/l	0.80	--	1

Project Name: TROY MILLS LANDFILL SUPERFUND **Lab Number:** L2017765

Project Number: 04.0190987.09 **Report Date:** 05/06/20

SAMPLE RESULTS

Lab ID: L2017765-03 Date Collected: 04/28/20 13:15

Client ID: TRY_SW-LEACHATE DUP Date Received: 04/29/20

Sample Location: TROY, NH Field Prep: Not Specified

Sample Depth:

Parameter	Result	Qualifier	Units	RL	MDL	Dilution Factor
Semivolatile Organics by GC/MS-SIM - Westborough Lab						

Surrogate	% Recovery	Qualifier	Acceptance Criteria
2-Fluorophenol	56		21-120
Phenol-d6	50		10-120
Nitrobenzene-d5	74		23-120
2-Fluorobiphenyl	68		15-120
2,4,6-Tribromophenol	81		10-120
4-Terphenyl-d14	93		41-149

Project Name: TROY MILLS LANDFILL SUPERFUND **Lab Number:** L2017765

Project Number: 04.0190987.09 **Report Date:** 05/06/20

SAMPLE RESULTS

Lab ID: L2017765-04
Client ID: TRY_SW-LEACH-B
Sample Location: TROY, NH

Date Collected: 04/28/20 12:00
Date Received: 04/29/20
Field Prep: Not Specified

Sample Depth:
Matrix: Water
Analytical Method: 1,8270D
Analytical Date: 05/03/20 14:56
Analyst: EK

Extraction Method: EPA 3510C
Extraction Date: 05/01/20 15:41

Parameter	Result	Qualifier	Units	RL	MDL	Dilution Factor
Semivolatile Organics by GC/MS - Westborough Lab						
Benzidine	ND		ug/l	20	--	1
1,2,4-Trichlorobenzene	ND		ug/l	5.0	--	1
Bis(2-chloroethyl)ether	ND		ug/l	2.0	--	1
1,2-Dichlorobenzene	ND		ug/l	2.0	--	1
1,3-Dichlorobenzene	ND		ug/l	2.0	--	1
1,4-Dichlorobenzene	ND		ug/l	2.0	--	1
3,3'-Dichlorobenzidine	ND		ug/l	5.0	--	1
2,4-Dinitrotoluene	ND		ug/l	5.0	--	1
2,6-Dinitrotoluene	ND		ug/l	5.0	--	1
Azobenzene	ND		ug/l	2.0	--	1
4-Chlorophenyl phenyl ether	ND		ug/l	2.0	--	1
4-Bromophenyl phenyl ether	ND		ug/l	2.0	--	1
Bis(2-chloroisopropyl)ether	ND		ug/l	2.0	--	1
Bis(2-chloroethoxy)methane	ND		ug/l	5.0	--	1
Hexachlorocyclopentadiene	ND		ug/l	20	--	1
Isophorone	ND		ug/l	5.0	--	1
Nitrobenzene	ND		ug/l	2.0	--	1
NDPA/DPA	ND		ug/l	2.0	--	1
n-Nitrosodi-n-propylamine	ND		ug/l	5.0	--	1
Bis(2-ethylhexyl)phthalate	ND		ug/l	3.0	--	1
Butyl benzyl phthalate	ND		ug/l	5.0	--	1
Di-n-butylphthalate	ND		ug/l	5.0	--	1
Di-n-octylphthalate	ND		ug/l	5.0	--	1
Diethyl phthalate	ND		ug/l	5.0	--	1
Dimethyl phthalate	ND		ug/l	5.0	--	1
Biphenyl	ND		ug/l	2.0	--	1
Aniline	ND		ug/l	2.0	--	1
4-Chloroaniline	ND		ug/l	5.0	--	1

Project Name: TROY MILLS LANDFILL SUPERFUND **Lab Number:** L2017765

Project Number: 04.0190987.09 **Report Date:** 05/06/20

SAMPLE RESULTS

Lab ID: L2017765-04 Date Collected: 04/28/20 12:00

Client ID: TRY_SW-LEACH-B Date Received: 04/29/20

Sample Location: TROY, NH Field Prep: Not Specified

Sample Depth:

Parameter	Result	Qualifier	Units	RL	MDL	Dilution Factor
Semivolatile Organics by GC/MS - Westborough Lab						
2-Nitroaniline	ND		ug/l	5.0	--	1
3-Nitroaniline	ND		ug/l	5.0	--	1
4-Nitroaniline	ND		ug/l	5.0	--	1
Dibenzofuran	ND		ug/l	2.0	--	1
n-Nitrosodimethylamine	ND		ug/l	2.0	--	1
2,4,6-Trichlorophenol	ND		ug/l	5.0	--	1
p-Chloro-m-cresol	ND		ug/l	2.0	--	1
2-Chlorophenol	ND		ug/l	2.0	--	1
2,4-Dichlorophenol	ND		ug/l	5.0	--	1
2,4-Dimethylphenol	ND		ug/l	5.0	--	1
2-Nitrophenol	ND		ug/l	10	--	1
4-Nitrophenol	ND		ug/l	10	--	1
2,4-Dinitrophenol	ND		ug/l	20	--	1
4,6-Dinitro-o-cresol	ND		ug/l	10	--	1
Phenol	ND		ug/l	5.0	--	1
2-Methylphenol	ND		ug/l	5.0	--	1
3-Methylphenol/4-Methylphenol	ND		ug/l	5.0	--	1
2,4,5-Trichlorophenol	ND		ug/l	5.0	--	1
Benzoic Acid	ND		ug/l	50	--	1
Benzyl Alcohol	ND		ug/l	2.0	--	1
Carbazole	ND		ug/l	2.0	--	1
Pyridine	ND		ug/l	3.5	--	1

Surrogate	% Recovery	Qualifier	Acceptance Criteria
2-Fluorophenol	59		21-120
Phenol-d6	51		10-120
Nitrobenzene-d5	77		23-120
2-Fluorobiphenyl	67		15-120
2,4,6-Tribromophenol	53		10-120
4-Terphenyl-d14	82		41-149

Project Name: TROY MILLS LANDFILL SUPERFUND **Lab Number:** L2017765

Project Number: 04.0190987.09 **Report Date:** 05/06/20

SAMPLE RESULTS

Lab ID: L2017765-04
Client ID: TRY_SW-LEACH-B
Sample Location: TROY, NH

Date Collected: 04/28/20 12:00
Date Received: 04/29/20
Field Prep: Not Specified

Sample Depth:
Matrix: Water
Analytical Method: 1,8270D-SIM
Analytical Date: 05/03/20 13:27
Analyst: DV

Extraction Method: EPA 3510C
Extraction Date: 05/01/20 15:43

Parameter	Result	Qualifier	Units	RL	MDL	Dilution Factor
Semivolatile Organics by GC/MS-SIM - Westborough Lab						
Acenaphthene	ND		ug/l	0.10	--	1
2-Chloronaphthalene	ND		ug/l	0.20	--	1
Fluoranthene	ND		ug/l	0.10	--	1
Hexachlorobutadiene	ND		ug/l	0.50	--	1
Naphthalene	ND		ug/l	0.10	--	1
Benzo(a)anthracene	ND		ug/l	0.10	--	1
Benzo(a)pyrene	ND		ug/l	0.10	--	1
Benzo(b)fluoranthene	ND		ug/l	0.10	--	1
Benzo(k)fluoranthene	ND		ug/l	0.10	--	1
Chrysene	ND		ug/l	0.10	--	1
Acenaphthylene	ND		ug/l	0.10	--	1
Anthracene	ND		ug/l	0.10	--	1
Benzo(ghi)perylene	ND		ug/l	0.10	--	1
Fluorene	ND		ug/l	0.10	--	1
Phenanthrene	ND		ug/l	0.10	--	1
Dibenzo(a,h)anthracene	ND		ug/l	0.10	--	1
Indeno(1,2,3-cd)pyrene	ND		ug/l	0.10	--	1
Pyrene	ND		ug/l	0.10	--	1
1-Methylnaphthalene	ND		ug/l	0.10	--	1
2-Methylnaphthalene	ND		ug/l	0.10	--	1
Pentachlorophenol	ND		ug/l	0.80	--	1
Hexachlorobenzene	ND		ug/l	0.80	--	1
Hexachloroethane	ND		ug/l	0.80	--	1

Project Name: TROY MILLS LANDFILL SUPERFUND **Lab Number:** L2017765

Project Number: 04.0190987.09 **Report Date:** 05/06/20

SAMPLE RESULTS

Lab ID: L2017765-04 Date Collected: 04/28/20 12:00

Client ID: TRY_SW-LEACH-B Date Received: 04/29/20

Sample Location: TROY, NH Field Prep: Not Specified

Sample Depth:

Parameter	Result	Qualifier	Units	RL	MDL	Dilution Factor
Semivolatile Organics by GC/MS-SIM - Westborough Lab						

Surrogate	% Recovery	Qualifier	Acceptance Criteria
2-Fluorophenol	59		21-120
Phenol-d6	50		10-120
Nitrobenzene-d5	75		23-120
2-Fluorobiphenyl	69		15-120
2,4,6-Tribromophenol	88		10-120
4-Terphenyl-d14	94		41-149

Project Name: TROY MILLS LANDFILL SUPERFUND **Lab Number:** L2017765

Project Number: 04.0190987.09 **Report Date:** 05/06/20

SAMPLE RESULTS

Lab ID: L2017765-05
Client ID: TRY_SW-100
Sample Location: TROY, NH

Date Collected: 04/28/20 11:30
Date Received: 04/29/20
Field Prep: Not Specified

Sample Depth:
Matrix: Water
Analytical Method: 1,8270D
Analytical Date: 05/03/20 15:19
Analyst: EK

Extraction Method: EPA 3510C
Extraction Date: 05/01/20 15:41

Parameter	Result	Qualifier	Units	RL	MDL	Dilution Factor
Semivolatile Organics by GC/MS - Westborough Lab						
Benzidine	ND		ug/l	20	--	1
1,2,4-Trichlorobenzene	ND		ug/l	5.0	--	1
Bis(2-chloroethyl)ether	ND		ug/l	2.0	--	1
1,2-Dichlorobenzene	ND		ug/l	2.0	--	1
1,3-Dichlorobenzene	ND		ug/l	2.0	--	1
1,4-Dichlorobenzene	ND		ug/l	2.0	--	1
3,3'-Dichlorobenzidine	ND		ug/l	5.0	--	1
2,4-Dinitrotoluene	ND		ug/l	5.0	--	1
2,6-Dinitrotoluene	ND		ug/l	5.0	--	1
Azobenzene	ND		ug/l	2.0	--	1
4-Chlorophenyl phenyl ether	ND		ug/l	2.0	--	1
4-Bromophenyl phenyl ether	ND		ug/l	2.0	--	1
Bis(2-chloroisopropyl)ether	ND		ug/l	2.0	--	1
Bis(2-chloroethoxy)methane	ND		ug/l	5.0	--	1
Hexachlorocyclopentadiene	ND		ug/l	20	--	1
Isophorone	ND		ug/l	5.0	--	1
Nitrobenzene	ND		ug/l	2.0	--	1
NDPA/DPA	ND		ug/l	2.0	--	1
n-Nitrosodi-n-propylamine	ND		ug/l	5.0	--	1
Bis(2-ethylhexyl)phthalate	ND		ug/l	3.0	--	1
Butyl benzyl phthalate	ND		ug/l	5.0	--	1
Di-n-butylphthalate	ND		ug/l	5.0	--	1
Di-n-octylphthalate	ND		ug/l	5.0	--	1
Diethyl phthalate	ND		ug/l	5.0	--	1
Dimethyl phthalate	ND		ug/l	5.0	--	1
Biphenyl	ND		ug/l	2.0	--	1
Aniline	ND		ug/l	2.0	--	1
4-Chloroaniline	ND		ug/l	5.0	--	1

Project Name: TROY MILLS LANDFILL SUPERFUND **Lab Number:** L2017765

Project Number: 04.0190987.09 **Report Date:** 05/06/20

SAMPLE RESULTS

Lab ID: L2017765-05 Date Collected: 04/28/20 11:30

Client ID: TRY_SW-100 Date Received: 04/29/20

Sample Location: TROY, NH Field Prep: Not Specified

Sample Depth:

Parameter	Result	Qualifier	Units	RL	MDL	Dilution Factor
Semivolatile Organics by GC/MS - Westborough Lab						
2-Nitroaniline	ND		ug/l	5.0	--	1
3-Nitroaniline	ND		ug/l	5.0	--	1
4-Nitroaniline	ND		ug/l	5.0	--	1
Dibenzofuran	ND		ug/l	2.0	--	1
n-Nitrosodimethylamine	ND		ug/l	2.0	--	1
2,4,6-Trichlorophenol	ND		ug/l	5.0	--	1
p-Chloro-m-cresol	ND		ug/l	2.0	--	1
2-Chlorophenol	ND		ug/l	2.0	--	1
2,4-Dichlorophenol	ND		ug/l	5.0	--	1
2,4-Dimethylphenol	ND		ug/l	5.0	--	1
2-Nitrophenol	ND		ug/l	10	--	1
4-Nitrophenol	ND		ug/l	10	--	1
2,4-Dinitrophenol	ND		ug/l	20	--	1
4,6-Dinitro-o-cresol	ND		ug/l	10	--	1
Phenol	ND		ug/l	5.0	--	1
2-Methylphenol	ND		ug/l	5.0	--	1
3-Methylphenol/4-Methylphenol	ND		ug/l	5.0	--	1
2,4,5-Trichlorophenol	ND		ug/l	5.0	--	1
Benzoic Acid	ND		ug/l	50	--	1
Benzyl Alcohol	ND		ug/l	2.0	--	1
Carbazole	ND		ug/l	2.0	--	1
Pyridine	ND		ug/l	3.5	--	1

Surrogate	% Recovery	Qualifier	Acceptance Criteria
2-Fluorophenol	39		21-120
Phenol-d6	43		10-120
Nitrobenzene-d5	66		23-120
2-Fluorobiphenyl	58		15-120
2,4,6-Tribromophenol	25		10-120
4-Terphenyl-d14	79		41-149

Project Name: TROY MILLS LANDFILL SUPERFUND **Lab Number:** L2017765

Project Number: 04.0190987.09 **Report Date:** 05/06/20

SAMPLE RESULTS

Lab ID: L2017765-05
Client ID: TRY_SW-100
Sample Location: TROY, NH

Date Collected: 04/28/20 11:30
Date Received: 04/29/20
Field Prep: Not Specified

Sample Depth:
Matrix: Water
Analytical Method: 1,8270D-SIM
Analytical Date: 05/03/20 13:44
Analyst: DV

Extraction Method: EPA 3510C
Extraction Date: 05/01/20 15:43

Parameter	Result	Qualifier	Units	RL	MDL	Dilution Factor
Semivolatile Organics by GC/MS-SIM - Westborough Lab						
Acenaphthene	ND		ug/l	0.10	--	1
2-Chloronaphthalene	ND		ug/l	0.20	--	1
Fluoranthene	ND		ug/l	0.10	--	1
Hexachlorobutadiene	ND		ug/l	0.50	--	1
Naphthalene	ND		ug/l	0.10	--	1
Benzo(a)anthracene	ND		ug/l	0.10	--	1
Benzo(a)pyrene	ND		ug/l	0.10	--	1
Benzo(b)fluoranthene	ND		ug/l	0.10	--	1
Benzo(k)fluoranthene	ND		ug/l	0.10	--	1
Chrysene	ND		ug/l	0.10	--	1
Acenaphthylene	ND		ug/l	0.10	--	1
Anthracene	ND		ug/l	0.10	--	1
Benzo(ghi)perylene	ND		ug/l	0.10	--	1
Fluorene	ND		ug/l	0.10	--	1
Phenanthrene	ND		ug/l	0.10	--	1
Dibenzo(a,h)anthracene	ND		ug/l	0.10	--	1
Indeno(1,2,3-cd)pyrene	ND		ug/l	0.10	--	1
Pyrene	ND		ug/l	0.10	--	1
1-Methylnaphthalene	ND		ug/l	0.10	--	1
2-Methylnaphthalene	ND		ug/l	0.10	--	1
Pentachlorophenol	ND		ug/l	0.80	--	1
Hexachlorobenzene	ND		ug/l	0.80	--	1
Hexachloroethane	ND		ug/l	0.80	--	1

Project Name: TROY MILLS LANDFILL SUPERFUND **Lab Number:** L2017765

Project Number: 04.0190987.09 **Report Date:** 05/06/20

SAMPLE RESULTS

Lab ID: L2017765-05 Date Collected: 04/28/20 11:30

Client ID: TRY_SW-100 Date Received: 04/29/20

Sample Location: TROY, NH Field Prep: Not Specified

Sample Depth:

Parameter	Result	Qualifier	Units	RL	MDL	Dilution Factor
Semivolatile Organics by GC/MS-SIM - Westborough Lab						

Surrogate	% Recovery	Qualifier	Acceptance Criteria
2-Fluorophenol	38		21-120
Phenol-d6	43		10-120
Nitrobenzene-d5	69		23-120
2-Fluorobiphenyl	64		15-120
2,4,6-Tribromophenol	47		10-120
4-Terphenyl-d14	92		41-149

Project Name: TROY MILLS LANDFILL SUPERFUND **Lab Number:** L2017765

Project Number: 04.0190987.09 **Report Date:** 05/06/20

Method Blank Analysis
Batch Quality Control

Analytical Method: 1,8270D
Analytical Date: 05/03/20 11:26
Analyst: EK

Extraction Method: EPA 3510C
Extraction Date: 05/01/20 15:41

Parameter	Result	Qualifier	Units	RL	MDL
Semivolatile Organics by GC/MS - Westborough Lab for sample(s): 02-05 Batch: WG1366521-1					
Acenaphthene	ND		ug/l	2.0	--
Benzidine	ND		ug/l	20	--
1,2,4-Trichlorobenzene	ND		ug/l	5.0	--
Hexachlorobenzene	ND		ug/l	2.0	--
Bis(2-chloroethyl)ether	ND		ug/l	2.0	--
2-Chloronaphthalene	ND		ug/l	2.0	--
1,2-Dichlorobenzene	ND		ug/l	2.0	--
1,3-Dichlorobenzene	ND		ug/l	2.0	--
1,4-Dichlorobenzene	ND		ug/l	2.0	--
3,3'-Dichlorobenzidine	ND		ug/l	5.0	--
2,4-Dinitrotoluene	ND		ug/l	5.0	--
2,6-Dinitrotoluene	ND		ug/l	5.0	--
Azobenzene	ND		ug/l	2.0	--
Fluoranthene	ND		ug/l	2.0	--
4-Chlorophenyl phenyl ether	ND		ug/l	2.0	--
4-Bromophenyl phenyl ether	ND		ug/l	2.0	--
Bis(2-chloroisopropyl)ether	ND		ug/l	2.0	--
Bis(2-chloroethoxy)methane	ND		ug/l	5.0	--
Hexachlorobutadiene	ND		ug/l	2.0	--
Hexachlorocyclopentadiene	ND		ug/l	20	--
Hexachloroethane	ND		ug/l	2.0	--
Isophorone	ND		ug/l	5.0	--
Naphthalene	ND		ug/l	2.0	--
Nitrobenzene	ND		ug/l	2.0	--
NDPA/DPA	ND		ug/l	2.0	--
n-Nitrosodi-n-propylamine	ND		ug/l	5.0	--
Bis(2-ethylhexyl)phthalate	ND		ug/l	3.0	--
Butyl benzyl phthalate	ND		ug/l	5.0	--
Di-n-butylphthalate	ND		ug/l	5.0	--

Project Name: TROY MILLS LANDFILL SUPERFUND **Lab Number:** L2017765

Project Number: 04.0190987.09 **Report Date:** 05/06/20

Method Blank Analysis
Batch Quality Control

Analytical Method: 1,8270D
Analytical Date: 05/03/20 11:26
Analyst: EK

Extraction Method: EPA 3510C
Extraction Date: 05/01/20 15:41

Parameter	Result	Qualifier	Units	RL	MDL
Semivolatile Organics by GC/MS - Westborough Lab for sample(s): 02-05 Batch: WG1366521-1					
Di-n-octylphthalate	ND		ug/l	5.0	--
Diethyl phthalate	ND		ug/l	5.0	--
Dimethyl phthalate	ND		ug/l	5.0	--
Benzo(a)anthracene	ND		ug/l	2.0	--
Benzo(a)pyrene	ND		ug/l	2.0	--
Benzo(b)fluoranthene	ND		ug/l	2.0	--
Benzo(k)fluoranthene	ND		ug/l	2.0	--
Chrysene	ND		ug/l	2.0	--
Acenaphthylene	ND		ug/l	2.0	--
Anthracene	ND		ug/l	2.0	--
Benzo(ghi)perylene	ND		ug/l	2.0	--
Fluorene	ND		ug/l	2.0	--
Phenanthrene	ND		ug/l	2.0	--
Dibenzo(a,h)anthracene	ND		ug/l	2.0	--
Indeno(1,2,3-cd)pyrene	ND		ug/l	2.0	--
Pyrene	ND		ug/l	2.0	--
Biphenyl	ND		ug/l	2.0	--
Aniline	ND		ug/l	2.0	--
4-Chloroaniline	ND		ug/l	5.0	--
1-Methylnaphthalene	ND		ug/l	2.0	--
2-Nitroaniline	ND		ug/l	5.0	--
3-Nitroaniline	ND		ug/l	5.0	--
4-Nitroaniline	ND		ug/l	5.0	--
Dibenzofuran	ND		ug/l	2.0	--
2-Methylnaphthalene	ND		ug/l	2.0	--
n-Nitrosodimethylamine	ND		ug/l	2.0	--
2,4,6-Trichlorophenol	ND		ug/l	5.0	--
p-Chloro-m-cresol	ND		ug/l	2.0	--
2-Chlorophenol	ND		ug/l	2.0	--

Project Name: TROY MILLS LANDFILL SUPERFUND **Lab Number:** L2017765

Project Number: 04.0190987.09 **Report Date:** 05/06/20

Method Blank Analysis
Batch Quality Control

Analytical Method: 1,8270D
Analytical Date: 05/03/20 11:26
Analyst: EK

Extraction Method: EPA 3510C
Extraction Date: 05/01/20 15:41

Parameter	Result	Qualifier	Units	RL	MDL
Semivolatile Organics by GC/MS - Westborough Lab for sample(s): 02-05 Batch: WG1366521-1					
2,4-Dichlorophenol	ND		ug/l	5.0	--
2,4-Dimethylphenol	ND		ug/l	5.0	--
2-Nitrophenol	ND		ug/l	10	--
4-Nitrophenol	ND		ug/l	10	--
2,4-Dinitrophenol	ND		ug/l	20	--
4,6-Dinitro-o-cresol	ND		ug/l	10	--
Pentachlorophenol	ND		ug/l	10	--
Phenol	ND		ug/l	5.0	--
2-Methylphenol	ND		ug/l	5.0	--
3-Methylphenol/4-Methylphenol	ND		ug/l	5.0	--
2,4,5-Trichlorophenol	ND		ug/l	5.0	--
Benzoic Acid	ND		ug/l	50	--
Benzyl Alcohol	ND		ug/l	2.0	--
Carbazole	ND		ug/l	2.0	--
Pyridine	ND		ug/l	3.5	--

Surrogate	%Recovery	Qualifier	Acceptance Criteria
2-Fluorophenol	61		21-120
Phenol-d6	51		10-120
Nitrobenzene-d5	73		23-120
2-Fluorobiphenyl	68		15-120
2,4,6-Tribromophenol	50		10-120
4-Terphenyl-d14	84		41-149

Project Name: TROY MILLS LANDFILL SUPERFUND **Lab Number:** L2017765

Project Number: 04.0190987.09 **Report Date:** 05/06/20

Method Blank Analysis
Batch Quality Control

Analytical Method: 1,8270D-SIM
Analytical Date: 05/05/20 12:08
Analyst: DV

Extraction Method: EPA 3510C
Extraction Date: 05/01/20 15:43

Parameter	Result	Qualifier	Units	RL	MDL
Semivolatile Organics by GC/MS-SIM - Westborough Lab for sample(s): 02-05 Batch: WG1366524-1					
Acenaphthene	ND		ug/l	0.10	--
2-Chloronaphthalene	ND		ug/l	0.20	--
Fluoranthene	ND		ug/l	0.10	--
Hexachlorobutadiene	ND		ug/l	0.50	--
Naphthalene	ND		ug/l	0.10	--
Benzo(a)anthracene	ND		ug/l	0.10	--
Benzo(a)pyrene	ND		ug/l	0.10	--
Benzo(b)fluoranthene	0.16		ug/l	0.10	--
Benzo(k)fluoranthene	ND		ug/l	0.10	--
Chrysene	ND		ug/l	0.10	--
Acenaphthylene	ND		ug/l	0.10	--
Anthracene	ND		ug/l	0.10	--
Benzo(ghi)perylene	0.11		ug/l	0.10	--
Fluorene	ND		ug/l	0.10	--
Phenanthrene	ND		ug/l	0.10	--
Dibenzo(a,h)anthracene	ND		ug/l	0.10	--
Indeno(1,2,3-cd)pyrene	0.12		ug/l	0.10	--
Pyrene	ND		ug/l	0.10	--
1-Methylnaphthalene	ND		ug/l	0.10	--
2-Methylnaphthalene	ND		ug/l	0.10	--
Pentachlorophenol	ND		ug/l	0.80	--
Hexachlorobenzene	ND		ug/l	0.80	--
Hexachloroethane	ND		ug/l	0.80	--

Project Name: TROY MILLS LANDFILL SUPERFUND
Project Number: 04.0190987.09
Lab Number: L2017765
Report Date: 05/06/20

Method Blank Analysis
Batch Quality Control

Analytical Method: 1,8270D-SIM
Analytical Date: 05/05/20 12:08
Analyst: DV

Extraction Method: EPA 3510C
Extraction Date: 05/01/20 15:43

Parameter	Result	Qualifier	Units	RL	MDL
Semivolatile Organics by GC/MS-SIM - Westborough Lab for sample(s): 02-05 Batch: WG1366524-1					

Surrogate	%Recovery	Qualifier	Acceptance Criteria
2-Fluorophenol	64		21-120
Phenol-d6	55		10-120
Nitrobenzene-d5	84		23-120
2-Fluorobiphenyl	79		15-120
2,4,6-Tribromophenol	94		10-120
4-Terphenyl-d14	105		41-149

Lab Control Sample Analysis

Batch Quality Control

Project Name: TROY MILLS LANDFILL SUPERFUND

Project Number: 04.0190987.09

Lab Number: L2017765

Report Date: 05/06/20

Parameter	LCS %Recovery	Qual	LCSD %Recovery	Qual	%Recovery Limits	RPD	Qual	RPD Limits
Semivolatile Organics by GC/MS - Westborough Lab Associated sample(s): 02-05 Batch: WG1366521-2 WG1366521-3								
Acenaphthene	83		79		37-111	5		30
Benzidine	**0**	Q	**3**	Q	10-75	NC		30
1,2,4-Trichlorobenzene	76		74		39-98	3		30
Hexachlorobenzene	76		70		40-140	8		30
Bis(2-chloroethyl)ether	86		84		40-140	2		30
2-Chloronaphthalene	80		73		40-140	9		30
1,2-Dichlorobenzene	76		76		40-140	0		30
1,3-Dichlorobenzene	73		74		40-140	1		30
1,4-Dichlorobenzene	75		76		36-97	1		30
3,3'-Dichlorobenzidine	59		67		40-140	13		30
2,4-Dinitrotoluene	78		71		48-143	9		30
2,6-Dinitrotoluene	78		67		40-140	15		30
Azobenzene	94		87		40-140	8		30
Fluoranthene	87		85		40-140	2		30
4-Chlorophenyl phenyl ether	78		75		40-140	4		30
4-Bromophenyl phenyl ether	76		73		40-140	4		30
Bis(2-chloroisopropyl)ether	108		105		40-140	3		30
Bis(2-chloroethoxy)methane	87		85		40-140	2		30
Hexachlorobutadiene	71		72		40-140	1		30
Hexachlorocyclopentadiene	61		59		40-140	3		30
Hexachloroethane	82		83		40-140	1		30
Isophorone	89		86		40-140	3		30
Naphthalene	78		75		40-140	4		30

Lab Control Sample Analysis
Batch Quality Control

Project Name: TROY MILLS LANDFILL SUPERFUND
Project Number: 04.0190987.09

Lab Number: L2017765
Report Date: 05/06/20

Parameter	LCS %Recovery	Qual	LCSD %Recovery	Qual	%Recovery Limits	RPD	Qual	RPD Limits
Semivolatile Organics by GC/MS - Westborough Lab Associated sample(s): 02-05 Batch: WG1366521-2 WG1366521-3								
Nitrobenzene	89		89		40-140	0		30
NDPA/DPA	80		75		40-140	6		30
n-Nitrosodi-n-propylamine	96		93		29-132	3		30
Bis(2-ethylhexyl)phthalate	96		95		40-140	1		30
Butyl benzyl phthalate	89		82		40-140	8		30
Di-n-butylphthalate	89		88		40-140	1		30
Di-n-octylphthalate	90		83		40-140	8		30
Diethyl phthalate	86		82		40-140	5		30
Dimethyl phthalate	83		73		40-140	13		30
Benzo(a)anthracene	83		82		40-140	1		30
Benzo(a)pyrene	82		78		40-140	5		30
Benzo(b)fluoranthene	83		79		40-140	5		30
Benzo(k)fluoranthene	88		87		40-140	1		30
Chrysene	89		90		40-140	1		30
Acenaphthylene	79		73		45-123	8		30
Anthracene	88		89		40-140	1		30
Benzo(ghi)perylene	81		82		40-140	1		30
Fluorene	84		79		40-140	6		30
Phenanthrene	85		85		40-140	0		30
Dibenzo(a,h)anthracene	82		81		40-140	1		30
Indeno(1,2,3-cd)pyrene	81		75		40-140	8		30
Pyrene	85		81		26-127	5		30
Biphenyl	76		70		40-140	8		30

Lab Control Sample Analysis
Batch Quality Control

Project Name: TROY MILLS LANDFILL SUPERFUND
Project Number: 04.0190987.09

Lab Number: L2017765
Report Date: 05/06/20

Parameter	LCS %Recovery	Qual	LCSD %Recovery	Qual	%Recovery Limits	RPD	Qual	RPD Limits
Semivolatile Organics by GC/MS - Westborough Lab Associated sample(s): 02-05 Batch: WG1366521-2 WG1366521-3								
Aniline	**26**	Q	45		40-140	**54**	Q	30
4-Chloroaniline	72		74		40-140	3		30
1-Methylnaphthalene	82		77		41-103	6		30
2-Nitroaniline	75		66		52-143	13		30
3-Nitroaniline	71		68		25-145	4		30
4-Nitroaniline	68		62		51-143	9		30
Dibenzofuran	80		78		40-140	3		30
2-Methylnaphthalene	79		74		40-140	7		30
n-Nitrosodimethylamine	64		67		22-74	5		30
2,4,6-Trichlorophenol	74		66		30-130	11		30
p-Chloro-m-cresol	85		76		23-97	11		30
2-Chlorophenol	79		77		27-123	3		30
2,4-Dichlorophenol	80		77		30-130	4		30
2,4-Dimethylphenol	31		47		30-130	**41**	Q	30
2-Nitrophenol	76		75		30-130	1		30
4-Nitrophenol	**86**	Q	74		10-80	15		30
2,4-Dinitrophenol	80		69		20-130	15		30
4,6-Dinitro-o-cresol	81		73		20-164	10		30
Pentachlorophenol	59		50		9-103	17		30
Phenol	61		57		12-110	7		30
2-Methylphenol	73		74		30-130	1		30
3-Methylphenol/4-Methylphenol	83		82		30-130	1		30
2,4,5-Trichlorophenol	78		70		30-130	11		30

Lab Control Sample Analysis

Batch Quality Control

Project Name: TROY MILLS LANDFILL SUPERFUND

Project Number: 04.0190987.09

Lab Number: L2017765

Report Date: 05/06/20

Parameter	LCS %Recovery	Qual	LCSD %Recovery	Qual	%Recovery Limits	RPD	Qual	RPD Limits
Semivolatile Organics by GC/MS - Westborough Lab Associated sample(s): 02-05 Batch: WG1366521-2 WG1366521-3								
Benzoic Acid	75		70		10-164	7		30
Benzyl Alcohol	81		78		26-116	4		30
Carbazole	88		86		55-144	2		30
Pyridine	18		33		10-66	**59**	Q	30

Surrogate	LCS %Recovery	Qual	LCSD %Recovery	Qual	Acceptance Criteria
2-Fluorophenol	69		68		21-120
Phenol-d6	62		58		10-120
Nitrobenzene-d5	83		82		23-120
2-Fluorobiphenyl	72		66		15-120
2,4,6-Tribromophenol	69		62		10-120
4-Terphenyl-d14	83		79		41-149

Lab Control Sample Analysis

Batch Quality Control

Project Name: TROY MILLS LANDFILL SUPERFUND

Project Number: 04.0190987.09

Lab Number: L2017765

Report Date: 05/06/20

Parameter	LCS %Recovery	Qual	LCSD %Recovery	Qual	%Recovery Limits	RPD	Qual	RPD Limits
Semivolatile Organics by GC/MS-SIM - Westborough Lab Associated sample(s): 02-05 Batch: WG1366524-2 WG1366524-3								
Acenaphthene	72		66		40-140	9		40
2-Chloronaphthalene	68		62		40-140	9		40
Fluoranthene	80		75		40-140	6		40
Hexachlorobutadiene	67		59		40-140	13		40
Naphthalene	67		60		40-140	11		40
Benzo(a)anthracene	80		79		40-140	1		40
Benzo(a)pyrene	85		79		40-140	7		40
Benzo(b)fluoranthene	87		82		40-140	6		40
Benzo(k)fluoranthene	82		71		40-140	14		40
Chrysene	80		73		40-140	9		40
Acenaphthylene	67		61		40-140	9		40
Anthracene	76		72		40-140	5		40
Benzo(ghi)perylene	83		76		40-140	9		40
Fluorene	74		69		40-140	7		40
Phenanthrene	75		71		40-140	5		40
Dibenzo(a,h)anthracene	88		81		40-140	8		40
Indeno(1,2,3-cd)pyrene	96		87		40-140	10		40
Pyrene	78		74		40-140	5		40
1-Methylnaphthalene	69		62		40-140	11		40
2-Methylnaphthalene	69		61		40-140	12		40
Pentachlorophenol	71		66		40-140	7		40
Hexachlorobenzene	81		78		40-140	4		40
Hexachloroethane	68		59		40-140	14		40

Lab Control Sample Analysis

Batch Quality Control

Project Name: TROY MILLS LANDFILL SUPERFUND

Project Number: 04.0190987.09

Lab Number: L2017765

Report Date: 05/06/20

Parameter	LCS %Recovery	Qual	LCSD %Recovery	Qual	%Recovery Limits	RPD	Qual	RPD Limits
Semivolatile Organics by GC/MS-SIM - Westborough Lab Associated sample(s): 02-05 Batch: WG1366524-2 WG1366524-3								

Surrogate	LCS %Recovery	Qual	LCSD %Recovery	Qual	Acceptance Criteria
2-Fluorophenol	65		56		21-120
Phenol-d6	55		49		10-120
Nitrobenzene-d5	76		68		23-120
2-Fluorobiphenyl	70		62		15-120
2,4,6-Tribromophenol	86		75		10-120
4-Terphenyl-d14	89		84		41-149

METALS

Project Name: TROY MILLS LANDFILL SUPERFUND
Lab Number: L2017765
Project Number: 04.0190987.09
Report Date: 05/06/20

SAMPLE RESULTS

Lab ID: L2017765-02
Client ID: TRY_SW-LEACHATE
Sample Location: TROY, NH
Date Collected: 04/28/20 13:15
Date Received: 04/29/20
Field Prep: Not Specified

Sample Depth:
Matrix: Water

Parameter	Result	Qualifier	Units	RL	MDL	Dilution Factor	Date Prepared	Date Analyzed	Prep Method	Analytical Method	Analyst
Total Metals - Mansfield Lab											
Arsenic, Total	0.00059		mg/l	0.00050	--	1	05/04/20 11:54	05/05/20 12:56	EPA 3005A	1,6020B	AM
Manganese, Total	3.478		mg/l	0.00100	--	1	05/04/20 11:54	05/05/20 12:56	EPA 3005A	1,6020B	AM
Total Hardness (by calculation) - Mansfield Lab											
Hardness	100.2		mg/l	0.5400	NA	1	05/04/20 11:54	05/05/20 12:56	EPA 3005A	1,6020B	AM

Project Name: TROY MILLS LANDFILL SUPERFUND
Lab Number: L2017765
Project Number: 04.0190987.09
Report Date: 05/06/20

SAMPLE RESULTS

Lab ID: L2017765-03
Client ID: TRY_SW-LEACHATE DUP
Sample Location: TROY, NH
Date Collected: 04/28/20 13:15
Date Received: 04/29/20
Field Prep: Not Specified

Sample Depth:
Matrix: Water

Parameter	Result	Qualifier	Units	RL	MDL	Dilution Factor	Date Prepared	Date Analyzed	Prep Method	Analytical Method	Analyst
Total Metals - Mansfield Lab											
Arsenic, Total	0.00058		mg/l	0.00050	--	1	05/04/20 11:54	05/05/20 13:01	EPA 3005A	1,6020B	AM
Manganese, Total	3.558		mg/l	0.00100	--	1	05/04/20 11:54	05/05/20 13:01	EPA 3005A	1,6020B	AM
Total Hardness (by calculation) - Mansfield Lab											
Hardness	104.6		mg/l	0.5400	NA	1	05/04/20 11:54	05/05/20 13:01	EPA 3005A	1,6020B	AM

Project Name: TROY MILLS LANDFILL SUPERFUND
Lab Number: L2017765
Project Number: 04.0190987.09
Report Date: 05/06/20

SAMPLE RESULTS

Lab ID: L2017765-04
Client ID: TRY_SW-LEACH-B
Sample Location: TROY, NH
Date Collected: 04/28/20 12:00
Date Received: 04/29/20
Field Prep: Not Specified

Sample Depth:
Matrix: Water

Parameter	Result	Qualifier	Units	RL	MDL	Dilution Factor	Date Prepared	Date Analyzed	Prep Method	Analytical Method	Analyst
Total Metals - Mansfield Lab											
Arsenic, Total	0.00105		mg/l	0.00050	--	1	05/04/20 11:54	05/05/20 13:07	EPA 3005A	1,6020B	AM
Manganese, Total	0.4493		mg/l	0.00100	--	1	05/04/20 11:54	05/05/20 13:07	EPA 3005A	1,6020B	AM
Total Hardness (by calculation) - Mansfield Lab											
Hardness	23.79		mg/l	0.5400	NA	1	05/04/20 11:54	05/05/20 13:07	EPA 3005A	1,6020B	AM

Project Name: TROY MILLS LANDFILL SUPERFUND
Lab Number: L2017765
Project Number: 04.0190987.09
Report Date: 05/06/20

SAMPLE RESULTS

Lab ID: L2017765-05
Client ID: TRY_SW-100
Sample Location: TROY, NH
Date Collected: 04/28/20 11:30
Date Received: 04/29/20
Field Prep: Not Specified

Sample Depth:
Matrix: Water

Parameter	Result	Qualifier	Units	RL	MDL	Dilution Factor	Date Prepared	Date Analyzed	Prep Method	Analytical Method	Analyst
Total Metals - Mansfield Lab											
Arsenic, Total	ND		mg/l	0.00050	--	1	05/04/20 11:54	05/05/20 13:12	EPA 3005A	1,6020B	AM
Manganese, Total	0.04847		mg/l	0.00100	--	1	05/04/20 11:54	05/05/20 13:12	EPA 3005A	1,6020B	AM
Total Hardness (by calculation) - Mansfield Lab											
Hardness	5.216		mg/l	0.5400	NA	1	05/04/20 11:54	05/05/20 13:12	EPA 3005A	1,6020B	AM

Project Name: TROY MILLS LANDFILL SUPERFUND **Lab Number:** L2017765

Project Number: 04.0190987.09 **Report Date:** 05/06/20

Method Blank Analysis
Batch Quality Control

Parameter	Result	Qualifier	Units	RL	MDL	Dilution Factor	Date Prepared	Date Analyzed	Analytical Method	Analyst
Total Metals - Mansfield Lab for sample(s): 02-05 Batch: WG1367007-1										
Arsenic, Total	ND		mg/l	0.00050	--	1	05/04/20 11:54	05/05/20 11:39	1,6020B	AM
Manganese, Total	ND		mg/l	0.00100	--	1	05/04/20 11:54	05/05/20 11:39	1,6020B	AM

Prep Information

Digestion Method: EPA 3005A

Parameter	Result	Qualifier	Units	RL	MDL	Dilution Factor	Date Prepared	Date Analyzed	Analytical Method	Analyst
Total Hardness (by calculation) - Mansfield Lab for sample(s): 02-05 Batch: WG1367007-1										
Hardness	ND		mg/l	0.5400	NA	1	05/04/20 11:54	05/05/20 11:39	1,6020B	AM

Prep Information

Digestion Method: EPA 3005A

Lab Control Sample Analysis

Batch Quality Control

Project Name: TROY MILLS LANDFILL SUPERFUND

Project Number: 04.0190987.09

Lab Number: L2017765

Report Date: 05/06/20

Parameter	LCS %Recovery	Qual	LCSD %Recovery	Qual	%Recovery Limits	RPD	Qual	RPD Limits
Total Metals - Mansfield Lab Associated sample(s): 02-05 Batch: WG1367007-2								
Arsenic, Total	105		-		80-120	-		
Manganese, Total	104		-		80-120	-		
Total Hardness (by calculation) - Mansfield Lab Associated sample(s): 02-05 Batch: WG1367007-2								
Hardness	108		-		80-120	-		

Matrix Spike Analysis
Batch Quality Control

Project Name: TROY MILLS LANDFILL SUPERFUND
Project Number: 04.0190987.09

Lab Number: L2017765
Report Date: 05/06/20

Parameter	Native Sample	MS Added	MS Found	MS %Recovery	Qual	MSD Found	MSD %Recovery	Qual	Recovery Limits	RPD	Qual	RPD Limits
Total Metals - Mansfield Lab Associated sample(s): 02-05 QC Batch ID: WG1367007-3 QC Sample: L2017726-02 Client ID: MS Sample												
Arsenic, Total	ND	0.12	0.1185	99		-	-		75-125	-		20
Manganese, Total	0.02595	0.5	0.5143	98		-	-		75-125	-		20
Total Hardness (by calculation) - Mansfield Lab Associated sample(s): 02-05 QC Batch ID: WG1367007-3 QC Sample: L2017726-02 Client ID: MS Sample												
Hardness	5.261	66.2	74.24	104		-	-		75-125	-		20

Lab Duplicate Analysis

Batch Quality Control

Project Name: TROY MILLS LANDFILL SUPERFUND

Project Number: 04.0190987.09

Lab Number: L2017765

Report Date: 05/06/20

Parameter	Native Sample	Duplicate Sample	Units	RPD	Qual	RPD Limits
Total Metals - Mansfield Lab Associated sample(s): 02-05 QC Batch ID: WG1367007-4 QC Sample: L2017726-02 Client ID: DUP Sample						
Arsenic, Total	ND	ND	mg/l	NC		20
Manganese, Total	0.02595	0.02535	mg/l	2		20
Total Hardness (by calculation) - Mansfield Lab Associated sample(s): 02-05 QC Batch ID: WG1367007-4 QC Sample: L2017726-02 Client ID: DUP Sample						
Hardness	5.261	5.308	mg/l	1		20

Project Name: TROY MILLS LANDFILL SUPERFUND
Project Number: 04.0190987.09

Lab Number: L2017765
Report Date: 05/06/20

Sample Receipt and Container Information

Were project specific reporting limits specified? YES

Cooler Information

Cooler	Custody Seal
E	Absent

Container Information

Container ID	Container Type	Cooler	Initial pH	Final pH	Temp deg C	Pres	Seal	Frozen Date/Time	Analysis(*)
L2017765-01A	Vial HCl preserved	E	NA		5.6	Y	Absent		8260-NH(14)
L2017765-02A	Vial HCl preserved	E	NA		5.6	Y	Absent		8260-NH(14)
L2017765-02B	Vial HCl preserved	E	NA		5.6	Y	Absent		8260-NH(14)
L2017765-02C	Vial HCl preserved	E	NA		5.6	Y	Absent		8260-NH(14)
L2017765-02D	Plastic 250ml HNO3 preserved	E	<2	<2	5.6	Y	Absent		MN-6020T(180),AS-6020T(180),HARDT-6020(180)
L2017765-02E	Plastic 250ml HNO3 preserved	E	<2	<2	5.6	Y	Absent		MN-6020T(180),AS-6020T(180),HARDT-6020(180)
L2017765-02F	Amber 250ml unpreserved	E	7	7	5.6	Y	Absent		8270TCL-LVI(7),8270TCL-SIM-LVI(7)
L2017765-02G	Amber 250ml unpreserved	E	7	7	5.6	Y	Absent		8270TCL-LVI(7),8270TCL-SIM-LVI(7)
L2017765-03A	Vial HCl preserved	E	NA		5.6	Y	Absent		8260-NH(14)
L2017765-03B	Vial HCl preserved	E	NA		5.6	Y	Absent		8260-NH(14)
L2017765-03C	Vial HCl preserved	E	NA		5.6	Y	Absent		8260-NH(14)
L2017765-03D	Plastic 250ml HNO3 preserved	E	<2	<2	5.6	Y	Absent		MN-6020T(180),AS-6020T(180),HARDT-6020(180)
L2017765-03E	Plastic 250ml HNO3 preserved	E	<2	<2	5.6	Y	Absent		MN-6020T(180),AS-6020T(180),HARDT-6020(180)
L2017765-03F	Amber 250ml unpreserved	E	7	7	5.6	Y	Absent		8270TCL-LVI(7),8270TCL-SIM-LVI(7)
L2017765-03G	Amber 250ml unpreserved	E	7	7	5.6	Y	Absent		8270TCL-LVI(7),8270TCL-SIM-LVI(7)
L2017765-04A	Vial HCl preserved	E	NA		5.6	Y	Absent		8260-NH(14)
L2017765-04B	Vial HCl preserved	E	NA		5.6	Y	Absent		8260-NH(14)
L2017765-04C	Vial HCl preserved	E	NA		5.6	Y	Absent		8260-NH(14)
L2017765-04D	Plastic 250ml HNO3 preserved	E	<2	<2	5.6	Y	Absent		MN-6020T(180),AS-6020T(180),HARDT-6020(180)
L2017765-04E	Plastic 250ml HNO3 preserved	E	<2	<2	5.6	Y	Absent		MN-6020T(180),AS-6020T(180),HARDT-6020(180)
L2017765-04F	Amber 250ml unpreserved	E	7	7	5.6	Y	Absent		8270TCL-LVI(7),8270TCL-SIM-LVI(7)

*Values in parentheses indicate holding time in days

Project Name: TROY MILLS LANDFILL SUPERFUND
Project Number: 04.0190987.09

Lab Number: L2017765
Report Date: 05/06/20

Container Information

Container ID	Container Type	Cooler	Initial pH	Final pH	Temp deg C	Pres	Seal	Frozen Date/Time	Analysis(*)
L2017765-04G	Amber 250ml unpreserved	E	7	7	5.6	Y	Absent		8270TCL-LVI(7),8270TCL-SIM-LVI(7)
L2017765-05A	Vial HCl preserved	E	NA		5.6	Y	Absent		8260-NH(14)
L2017765-05B	Vial HCl preserved	E	NA		5.6	Y	Absent		8260-NH(14)
L2017765-05C	Vial HCl preserved	E	NA		5.6	Y	Absent		8260-NH(14)
L2017765-05D	Plastic 250ml HNO3 preserved	E	<2	<2	5.6	Y	Absent		MN-6020T(180),AS-6020T(180),HARDT-6020(180)
L2017765-05E	Plastic 250ml HNO3 preserved	E	<2	<2	5.6	Y	Absent		MN-6020T(180),AS-6020T(180),HARDT-6020(180)
L2017765-05F	Amber 250ml unpreserved	E	7	7	5.6	Y	Absent		8270TCL-LVI(7),8270TCL-SIM-LVI(7)
L2017765-05G	Amber 250ml unpreserved	E	7	7	5.6	Y	Absent		8270TCL-LVI(7),8270TCL-SIM-LVI(7)

*Values in parentheses indicate holding time in days

Project Name:	TROY MILLS LANDFILL SUPERFUND	**Lab Number:**	L2017765
Project Number:	04.0190987.09	**Report Date:**	05/06/20

GLOSSARY

Acronyms

DL - Detection Limit: This value represents the level to which target analyte concentrations are reported as estimated values, when those target analyte concentrations are quantified below the limit of quantitation (LOQ). The DL includes any adjustments from dilutions, concentrations or moisture content, where applicable. (DoD report formats only.)

EDL - Estimated Detection Limit: This value represents the level to which target analyte concentrations are reported as estimated values, when those target analyte concentrations are quantified below the reporting limit (RL). The EDL includes any adjustments from dilutions, concentrations or moisture content, where applicable. The use of EDLs is specific to the analysis of PAHs using Solid-Phase Microextraction (SPME).

EMPC - Estimated Maximum Possible Concentration: The concentration that results from the signal present at the retention time of an analyte when the ions meet all of the identification criteria except the ion abundance ratio criteria. An EMPC is a worst-case estimate of the concentration.

EPA - Environmental Protection Agency.

LCS - Laboratory Control Sample: A sample matrix, free from the analytes of interest, spiked with verified known amounts of analytes or a material containing known and verified amounts of analytes.

LCSD - Laboratory Control Sample Duplicate: Refer to LCS.

LFB - Laboratory Fortified Blank: A sample matrix, free from the analytes of interest, spiked with verified known amounts of analytes or a material containing known and verified amounts of analytes.

LOD - Limit of Detection: This value represents the level to which a target analyte can reliably be detected for a specific analyte in a specific matrix by a specific method. The LOD includes any adjustments from dilutions, concentrations or moisture content, where applicable. (DoD report formats only.)

LOQ - Limit of Quantitation: The value at which an instrument can accurately measure an analyte at a specific concentration. The LOQ includes any adjustments from dilutions, concentrations or moisture content, where applicable. (DoD report formats only.)

Limit of Quantitation: The value at which an instrument can accurately measure an analyte at a specific concentration. The LOQ includes any adjustments from dilutions, concentrations or moisture content, where applicable. (DoD report formats only.)

MDL - Method Detection Limit: This value represents the level to which target analyte concentrations are reported as estimated values, when those target analyte concentrations are quantified below the reporting limit (RL). The MDL includes any adjustments from dilutions, concentrations or moisture content, where applicable.

MS - Matrix Spike Sample: A sample prepared by adding a known mass of target analyte to a specified amount of matrix sample for which an independent estimate of target analyte concentration is available. For Method 332.0, the spike recovery is calculated using the native concentration, including estimated values.

MSD - Matrix Spike Sample Duplicate: Refer to MS.

NA - Not Applicable.

NC - Not Calculated: Term is utilized when one or more of the results utilized in the calculation are non-detect at the parameter's reporting unit.

NDPA/DPA - N-Nitrosodiphenylamine/Diphenylamine.

NI - Not Ignitable.

NP - Non-Plastic: Term is utilized for the analysis of Atterberg Limits in soil.

RL - Reporting Limit: The value at which an instrument can accurately measure an analyte at a specific concentration. The RL includes any adjustments from dilutions, concentrations or moisture content, where applicable.

RPD - Relative Percent Difference: The results from matrix and/or matrix spike duplicates are primarily designed to assess the precision of analytical results in a given matrix and are expressed as relative percent difference (RPD). Values which are less than five times the reporting limit for any individual parameter are evaluated by utilizing the absolute difference between the values; although the RPD value will be provided in the report.

SRM - Standard Reference Material: A reference sample of a known or certified value that is of the same or similar matrix as the associated field samples.

STLP - Semi-dynamic Tank Leaching Procedure per EPA Method 1315.

TEF - Toxic Equivalency Factors: The values assigned to each dioxin and furan to evaluate their toxicity relative to 2,3,7,8-TCDD.

TEQ - Toxic Equivalent: The measure of a sample's toxicity derived by multiplying each dioxin and furan by its corresponding TEF and then summing the resulting values.

TIC - Tentatively Identified Compound: A compound that has been identified to be present and is not part of the target compound list (TCL) for the method and/or program. All TICs are qualitatively identified and reported as estimated concentrations.

Footnotes

Report Format: Data Usability Report

Project Name:	TROY MILLS LANDFILL SUPERFUND	**Lab Number:**	L2017765
Project Number:	04.0190987.09	**Report Date:**	05/06/20

1 - The reference for this analyte should be considered modified since this analyte is absent from the target analyte list of the original method.

Terms

Analytical Method: Both the document from which the method originates and the analytical reference method. (Example: EPA 8260B is shown as 1,8260B.) The codes for the reference method documents are provided in the References section of the Addendum.

Difference: With respect to Total Oxidizable Precursor (TOP) Assay analysis, the difference is defined as the Post-Treatment value minus the Pre-Treatment value.

Final pH: As it pertains to Sample Receipt & Container Information section of the report, Final pH reflects pH of container determined after adjustment at the laboratory, if applicable. If no adjustment required, value reflects Initial pH.

Frozen Date/Time: With respect to Volatile Organics in soil, Frozen Date/Time reflects the date/time at which associated Reagent Water-preserved vials were initially frozen. Note: If frozen date/time is beyond 48 hours from sample collection, value will be reflected in 'bold'.

Initial pH: As it pertains to Sample Receipt & Container Information section of the report, Initial pH reflects pH of container determined upon receipt, if applicable.

PAH Total: With respect to Alkylated PAH analyses, the 'PAHs, Total' result is defined as the summation of results for all or a subset of the following compounds: Naphthalene, C1-C4 Naphthalenes, 2-Methylnaphthalene, 1-Methylnaphthalene, Biphenyl, Acenaphthylene, Acenaphthene, Fluorene, C1-C3 Fluorenes, Phenanthrene, C1-C4 Phenanthrenes/Anthracenes, Anthracene, Fluoranthene, Pyrene, C1-C4 Fluoranthenes/Pyrenes, Benz(a)anthracene, Chrysene, C1-C4 Chrysenes, Benzo(b)fluoranthene, Benzo(j)+(k)fluoranthene, Benzo(e)pyrene, Benzo(a)pyrene, Perylene, Indeno(1,2,3-cd)pyrene, Dibenz(ah)+(ac)anthracene, Benzo(g,h,i)perylene. If a 'Total' result is requested, the results of its individual components will also be reported.

PFAS Total: With respect to PFAS analyses, the 'PFAS, Total (5)' result is defined as the summation of results for: PFHpA, PFHxS, PFOA, PFNA and PFOS. If a 'Total' result is requested, the results of its individual components will also be reported.

The target compound Chlordane (CAS No. 57-74-9) is reported for GC ECD analyses. Per EPA,this compound "refers to a mixture of chlordane isomers, other chlorinated hydrocarbons and numerous other components." (Reference: USEPA Toxicological Review of Chlordane, In Support of Summary Information on the Integrated Risk Information System (IRIS), December 1997.)

Total: With respect to Organic analyses, a 'Total' result is defined as the summation of results for individual isomers or Aroclors. If a 'Total' result is requested, the results of its individual components will also be reported. This is applicable to 'Total' results for methods 8260, 8081 and 8082.

Data Qualifiers

A - Spectra identified as "Aldol Condensates" are byproducts of the extraction/concentration procedures when acetone is introduced in the process.

B - The analyte was detected above the reporting limit in the associated method blank. Flag only applies to associated field samples that have detectable concentrations of the analyte at less than ten times (10x) the concentration found in the blank. For MCP-related projects, flag only applies to associated field samples that have detectable concentrations of the analyte at less than ten times (10x) the concentration found in the blank. For DOD-related projects, flag only applies to associated field samples that have detectable concentrations of the analyte at less than ten times (10x) the concentration found in the blank AND the analyte was detected above one-half the reporting limit (or above the reporting limit for common lab contaminants) in the associated method blank. For NJ-Air-related projects, flag only applies to associated field samples that have detectable concentrations of the analyte above the reporting limit. For NJ-related projects (excluding Air), flag only applies to associated field samples that have detectable concentrations of the analyte, which was detected above the reporting limit in the associated method blank or above five times the reporting limit for common lab contaminants (Phthalates, Acetone, Methylene Chloride, 2-Butanone).

C - Co-elution: The target analyte co-elutes with a known lab standard (i.e. surrogate, internal standards, etc.) for co-extracted analyses.

D - Concentration of analyte was quantified from diluted analysis. Flag only applies to field samples that have detectable concentrations of the analyte.

E - Concentration of analyte exceeds the range of the calibration curve and/or linear range of the instrument.

G - The concentration may be biased high due to matrix interferences (i.e, co-elution) with non-target compound(s). The result should be considered estimated.

H - The analysis of pH was performed beyond the regulatory-required holding time of 15 minutes from the time of sample collection.

I - The lower value for the two columns has been reported due to obvious interference.

J - Estimated value. This represents an estimated concentration for Tentatively Identified Compounds (TICs).

M - Reporting Limit (RL) exceeds the MCP CAM Reporting Limit for this analyte.

ND - Not detected at the reporting limit (RL) for the sample.

NJ - Presumptive evidence of compound. This represents an estimated concentration for Tentatively Identified Compounds (TICs), where the identification is based on a mass spectral library search.

P - The RPD between the results for the two columns exceeds the method-specified criteria.

Q - The quality control sample exceeds the associated acceptance criteria. For DOD-related projects, LCS and/or Continuing Calibration Standard exceedences are also qualified on all associated sample results. Note: This flag is not applicable for matrix spike recoveries when the sample concentration is greater than 4x the spike added or for batch duplicate RPD when the sample concentrations are less

Project Name:	TROY MILLS LANDFILL SUPERFUND	**Lab Number:**	L2017765
Project Number:	04.0190987.09	**Report Date:**	05/06/20

Data Qualifiers

than 5x the RL. (Metals only.)

R - Analytical results are from sample re-analysis.

RE - Analytical results are from sample re-extraction.

S - Analytical results are from modified screening analysis.

Report Format: Data Usability Report

Project Name:	TROY MILLS LANDFILL SUPERFUND	**Lab Number:**	L2017765
Project Number:	04.0190987.09	**Report Date:**	05/06/20

REFERENCES

1 Test Methods for Evaluating Solid Waste: Physical/Chemical Methods. EPA SW-846. Third Edition. Updates I - IV, 2007.

LIMITATION OF LIABILITIES

Alpha Analytical performs services with reasonable care and diligence normal to the analytical testing laboratory industry. In the event of an error, the sole and exclusive responsibility of Alpha Analytical shall be to re-perform the work at it's own expense. In no event shall Alpha Analytical be held liable for any incidental, consequential or special damages, including but not limited to, damages in any way connected with the use of, interpretation of, information or analysis provided by Alpha Analytical.

We strongly urge our clients to comply with EPA protocol regarding sample volume, preservation, cooling, containers, sampling procedures, holding time and splitting of samples in the field.

Certification Information

The following analytes are not included in our Primary NELAP Scope of Accreditation:

Westborough Facility
EPA 624/624.1: m/p-xylene, o-xylene, Naphthalene
EPA 8260C: NPW: 1,2,4,5-Tetramethylbenzene; 4-Ethyltoluene, Azobenzene; SCM: Iodomethane (methyl iodide), 1,2,4,5-Tetramethylbenzene; 4-Ethyltoluene.
EPA 8270D: NPW: Dimethylnaphthalene,1,4-Diphenylhydrazine; SCM: Dimethylnaphthalene,1,4-Diphenylhydrazine.
SM4500: NPW: Amenable Cyanide; SCM: Total Phosphorus, TKN, NO2, NO3.

Mansfield Facility
SM 2540D: TSS
EPA 8082A: NPW: PCB: 1, 5, 31, 87,101, 110, 141, 151, 153, 180, 183, 187.
EPA TO-15: Halothane, 2,4,4-Trimethyl-2-pentene, 2,4,4-Trimethyl-1-pentene, Thiophene, 2-Methylthiophene, 3-Methylthiophene, 2-Ethylthiophene, 1,2,3-Trimethylbenzene, Indan, Indene, 1,2,4,5-Tetramethylbenzene, Benzothiophene, 1-Methylnaphthalene.
EPA TO-12 Non-methane organics
EPA 3C Fixed gases
Biological Tissue Matrix: EPA 3050B

The following analytes are included in our Massachusetts DEP Scope of Accreditation

Westborough Facility:

Drinking Water
EPA 300.0: Chloride, Nitrate-N, Fluoride, Sulfate; **EPA 353.2**: Nitrate-N, Nitrite-N; **SM4500NO3-F**: Nitrate-N, Nitrite-N; **SM4500F-C, SM4500CN-CE, EPA 180.1, SM2130B, SM4500Cl-D, SM2320B, SM2540C, SM4500H-B, SM4500NO2-B**
EPA 332: Perchlorate; **EPA 524.2:** THMs and VOCs; **EPA 504.1:** EDB, DBCP.
Microbiology: **SM9215B; SM9223-P/A, SM9223B-Colilert-QT,SM9222D**.

Non-Potable Water
SM4500H,B, EPA 120.1, SM2510B, SM2540C, SM2320B, SM4500CL-E, SM4500F-BC, SM4500NH3-BH: Ammonia-N and Kjeldahl-N, **EPA 350.1**: Ammonia-N, **LACHAT 10-107-06-1-B**: Ammonia-N, **EPA 351.1, SM4500NO3-F, EPA 353.2**: Nitrate-N**, SM4500P-E, SM4500P-B, E, SM4500SO4-E, SM5220D, EPA 410.4, SM5210B, SM5310C, SM4500CL-D, EPA 1664, EPA 420.1, SM4500-CN-CE, SM2540D, EPA 300: Chloride, Sulfate, Nitrate.**
EPA 624.1: Volatile Halocarbons & Aromatics,
EPA 608.3: Chlordane, Toxaphene, Aldrin, alpha-BHC, beta-BHC, gamma-BHC, delta-BHC, Dieldrin, DDD, DDE, DDT, Endosulfan I, Endosulfan II, Endosulfan sulfate, Endrin, Endrin Aldehyde, Heptachlor, Heptachlor Epoxide, PCBs
EPA 625.1: SVOC (Acid/Base/Neutral Extractables), **EPA 600/4-81-045**: PCB-Oil.
Microbiology: **SM9223B-Colilert-QT; Enterolert-QT, SM9221E, EPA 1600, EPA 1603.**

Mansfield Facility:

Drinking Water
EPA 200.7: Al, Ba, Cd, Cr, Cu, Fe, Mn, Ni, Na, Ag, Ca, Zn. **EPA 200.8:** Al, Sb, As, Ba, Be, Cd, Cr, Cu, Pb, Mn, Ni, Se, Ag, TL, Zn. **EPA 245.1** Hg.
EPA 522.

Non-Potable Water
EPA 200.7: Al, Sb, As, Be, Cd, Ca, Cr, Co, Cu, Fe, Pb, Mg, Mn, Mo, Ni, K, Se, Ag, Na, Sr, TL, Ti, V, Zn.
EPA 200.8: Al, Sb**,** As, Be, Cd, Cr, Cu, Fe, Pb, Mn, Ni, K, Se, Ag, Na, TL, Zn.
EPA 245.1 Hg.
SM2340B

For a complete listing of analytes and methods, please contact your Alpha Project Manager.

CHAIN OF CUSTODY

PAGE 1 OF 1

Date Rec'd in Lab: 4/29/20

ALPHA Job #: L2017765

Westborough, MA TEL: 508-898-9220 FAX: 508-898-9193

Mansfield, MA TEL: 508-822-9300 FAX: 508-822-3288

Client Information

Client: NHDES

Address: 29 Hazen Drive

Concord, NH 03302

Phone: 603-271-3649

Fax:

Email: michael.summerlinjr@des.nh.gov

☐ These samples have been Previously analyzed by Alpha

Project Information

Project Name: Troy Mills Landfill Superfund

Project Location: Troy, NH

Project #: 04.0190987.09

Project Manager: Michael Summerlin

ALPHA Quote #: NH DES Contract No. 1069635

Turn-Around Time

☒ Standard ☐ Rush (ONLY IF PRE-APPROVED)

Due Date: Time:

Report Information

☐ FAX ☒ ADEx

Data Deliverables

☒ EMAIL ☐ Add'l Deliverables

Billing Information

☒ Same as Client info PO #: 2589-00"T"

Regulatory Requirements/Report Limits

State/Fed Program	Criteria
NHDES	Sampling and Analysis Plan limits

Other Project Specific Requirements/Comments/Detection Limits:

Please also email login receipts and lab reports to tanya.justham@gza.com
Please provide excel files formatted for upload to the NHDES EMD and for GZA EQuIS upload.

ANALYSIS

ALPHA Lab ID (Lab Use Only)	Sample ID	Collection Date	Collection Time	Sample Matrix	Sampler's Initials	VOCs 8260 NHDES List	SVOCs (Acid/base/neutrals)	1,4-dioxane	Total metals (arsenic & manganese)	Hardness								Sample Specific Comments	TOTAL # BOTTLES
17765 01	TRIP BLANK	4/28/2020	0800	AQ	MJB	☒	☐	☐	☐	☐	☐	☐	☐	☐	☐	☐	☐		1
02	TRY_SW-LEACHATE	4/28/2020	1315	SW	ADF	☑	☑	☐	☑	☑	☐	☐	☐	☐	☐	☐	☐		7
03	TRY_SW-LEACHATE DUP	4/28/2020	1315	SW	ADF	☑	☑	☐	☑	☑	☐	☐	☐	☐	☐	☐	☐		7
04	TRY_SW-LEACH-B	4/28/2020	1200	SW	ADF	☑	☑	☐	☑	☑	☐	☐	☐	☐	☐	☐	☐		7
05	TRY_SW-100	4/28/2020	1130	SW	ADF	☑	☑	☐	☑	☑	☐	☐	☐	☐	☐	☐	☐		7
						☐	☐	☐	☐	☐	☐	☐	☐	☐	☐	☐	☐		
						☐	☐	☐	☐	☐	☐	☐	☐	☐	☐	☐	☐		
						☐	☐	☐	☐	☐	☐	☐	☐	☐	☐	☐	☐		
						☐	☐	☐	☐	☐	☐	☐	☐	☐	☐	☐	☐		
						☐	☐	☐	☐	☐	☐	☐	☐	☐	☐	☐	☐		
Container Type						V	A	A	P	P	-	-	-	-	-	-	-		
Preservative						B	A	A	C	C	-	-	-	-	-	-	-		

SAMPLE HANDLING

Filtration
☐ Done ☒ Not Needed ☐ Lab to do

Preservation
☐ Lab to do

(Please specify below)

Relinquished By:	Date/Time	Received By:	Date/Time
	4/29/20 830		4/29/2020 0830
	4/29/2020 1200		4/29/20 1206
	4/29/2020 2:40		4/29/20 1450
	4/29/20 1856		4/29/20 1856

Please print clearly, legibly and completely. Samples can not be logged in and turnaround time clock will not start until any ambiguities are resolved. All samples submitted are subject to Alpha's Payment Terms.

FORM NO. 01-01(I-NJ) (rev. 8-JAN-12)

ANALYTICAL REPORT

Lab Number:	L2017767
Client:	GZA GeoEnvironmental, Inc. / NHDES PO Box 95 29 Hazen Drive Concord, NH 03302-0095
ATTN:	Michael Summerlin
Phone:	(603) 271-3649
Project Name:	TROY MILLS LANDFILL SUPERFUND
Project Number:	04.0190987.09
Report Date:	05/06/20

The original project report/data package is held by Alpha Analytical. This report/data package is paginated and should be reproduced only in its entirety. Alpha Analytical holds no responsibility for results and/or data that are not consistent with the original.

Certifications & Approvals: MA (M-MA086), NH NELAP (2064), CT (PH-0574), IL (200077), ME (MA00086), MD (348), NJ (MA935), NY (11148), NC (25700/666), PA (68-03671), RI (LAO00065), TX (T104704476), VT (VT-0935), VA (460195), USDA (Permit #P330-17-00196).

Eight Walkup Drive, Westborough, MA 01581-1019
508-898-9220 (Fax) 508-898-9193 800-624-9220 - www.alphalab.com

Project Name: TROY MILLS LANDFILL SUPERFUND
Project Number: 04.0190987.09

Lab Number: L2017767
Report Date: 05/06/20

Alpha Sample ID	Client ID	Matrix	Sample Location	Collection Date/Time	Receive Date
L2017767-01	TRIP BLANK	WATER	TROY, NH	04/27/20 09:00	04/29/20
L2017767-02	TRY_MW-102	WATER	TROY, NH	04/27/20 12:15	04/29/20
L2017767-03	TRY_MW-A28	WATER	TROY, NH	04/27/20 10:20	04/29/20
L2017767-04	TRY_MW-A28 DUP	WATER	TROY, NH	04/27/20 10:20	04/29/20
L2017767-05	TRY_MW-201SX	WATER	TROY, NH	04/28/20 10:45	04/29/20

Project Name:	TROY MILLS LANDFILL SUPERFUND	**Lab Number:**	L2017767
Project Number:	04.0190987.09	**Report Date:**	05/06/20

Case Narrative

The samples were received in accordance with the Chain of Custody and no significant deviations were encountered during the preparation or analysis unless otherwise noted. Sample Receipt, Container Information, and the Chain of Custody are located at the back of the report.

Results contained within this report relate only to the samples submitted under this Alpha Lab Number and meet NELAP requirements for all NELAP accredited parameters unless otherwise noted in the following narrative. The data presented in this report is organized by parameter (i.e. VOC, SVOC, etc.). Sample specific Quality Control data (i.e. Surrogate Spike Recovery) is reported at the end of the target analyte list for each individual sample, followed by the Laboratory Batch Quality Control at the end of each parameter. Tentatively Identified Compounds (TICs), if requested, are reported for compounds identified to be present and are not part of the method/program Target Compound List, even if only a subset of the TCL are being reported. If a sample was re-analyzed or re-extracted due to a required quality control corrective action and if both sets of data are reported, the Laboratory ID of the re-analysis or re-extraction is designated with an "R" or "RE", respectively.

When multiple Batch Quality Control elements are reported (e.g. more than one LCS), the associated samples for each element are noted in the grey shaded header line of each data table. Any Laboratory Batch, Sample Specific % recovery or RPD value that is outside the listed Acceptance Criteria is bolded in the report. In reference to questions H (CAM) or 4 (RCP) when "NO" is checked, the performance criteria for CAM and RCP methods allow for some quality control failures to occur and still be within method compliance. In these instances, the specific failure is not narrated but noted in the associated QC Outlier Summary Report, located directly after the Case Narrative. QC information is also incorporated in the Data Usability Assessment table (Format 11) of our Data Merger tool, where it can be reviewed in conjunction with the sample result, associated regulatory criteria and any associated data usability implications.

Soil/sediments, solids and tissues are reported on a dry weight basis unless otherwise noted. Definitions of all data qualifiers and acronyms used in this report are provided in the Glossary located at the back of the report.

HOLD POLICY - For samples submitted on hold, Alpha's policy is to hold samples (with the exception of Air canisters) free of charge for 21 calendar days from the date the project is completed. After 21 calendar days, we will dispose of all samples submitted including those put on hold unless you have contacted your Alpha Project Manager and made arrangements for Alpha to continue to hold the samples. Air canisters will be disposed after 3 business days from the date the project is completed.

Please contact Project Management at 800-624-9220 with any questions.

Project Name:	TROY MILLS LANDFILL SUPERFUND	**Lab Number:**	L2017767
Project Number:	04.0190987.09	**Report Date:**	05/06/20

Case Narrative (continued)

Semivolatile Organics

The WG1366521-2/-3 LCS/LCSD recoveries, associated with L2017767-02 through -05, are below the acceptance criteria for benzidine (0%/3%); however, it has been identified as a "difficult" analyte. The results of the associated samples are reported.

Semivolatile Organics by SIM

The WG1366524-1 Method Blank, associated with L2017767-02 through -05, has concentrations above the reporting limits for Benzo(b)fluoranthene, Benzo(ghi)perylene and Indeno(1,2,3-cd)pyrene. Since the samples were non-detect to the RL for these target analytes, no further actions were taken. The results of the original analysis are reported.

I, the undersigned, attest under the pains and penalties of perjury that, to the best of my knowledge and belief and based upon my personal inquiry of those responsible for providing the information contained in this analytical report, such information is accurate and complete. This certificate of analysis is not complete unless this page accompanies any and all pages of this report.

Authorized Signature: Melissa Sturgis Melissa Sturgis

Title: Technical Director/Representative Date: 05/06/20

ORGANICS

VOLATILES

Project Name: TROY MILLS LANDFILL SUPERFUND **Lab Number:** L2017767

Project Number: 04.0190987.09 **Report Date:** 05/06/20

SAMPLE RESULTS

Lab ID: L2017767-01
Client ID: TRIP BLANK
Sample Location: TROY, NH

Date Collected: 04/27/20 09:00
Date Received: 04/29/20
Field Prep: Not Specified

Sample Depth:
Matrix: Water
Analytical Method: 1,8260C
Analytical Date: 05/02/20 11:49
Analyst: AJK

Parameter	Result	Qualifier	Units	RL	MDL	Dilution Factor
Volatile Organics by GC/MS - Westborough Lab						
Methylene chloride	ND		ug/l	3.0	--	1
1,1-Dichloroethane	ND		ug/l	0.75	--	1
Chloroform	ND		ug/l	0.75	--	1
Carbon tetrachloride	ND		ug/l	0.50	--	1
1,2-Dichloropropane	ND		ug/l	1.8	--	1
Dibromochloromethane	ND		ug/l	0.50	--	1
1,1,2-Trichloroethane	ND		ug/l	0.75	--	1
Tetrachloroethene	ND		ug/l	0.50	--	1
Chlorobenzene	ND		ug/l	0.50	--	1
Trichlorofluoromethane	ND		ug/l	2.5	--	1
1,2-Dichloroethane	ND		ug/l	0.50	--	1
1,1,1-Trichloroethane	ND		ug/l	0.50	--	1
Bromodichloromethane	ND		ug/l	0.50	--	1
trans-1,3-Dichloropropene	ND		ug/l	0.50	--	1
cis-1,3-Dichloropropene	ND		ug/l	0.50	--	1
1,3-Dichloropropene, Total	ND		ug/l	0.50	--	1
1,1-Dichloropropene	ND		ug/l	2.5	--	1
Bromoform	ND		ug/l	2.0	--	1
1,1,2,2-Tetrachloroethane	ND		ug/l	0.50	--	1
Benzene	ND		ug/l	0.50	--	1
Toluene	ND		ug/l	0.75	--	1
Ethylbenzene	ND		ug/l	0.50	--	1
Chloromethane	ND		ug/l	2.5	--	1
Bromomethane	ND		ug/l	1.0	--	1
Vinyl chloride	ND		ug/l	1.0	--	1
Chloroethane	ND		ug/l	1.0	--	1
1,1-Dichloroethene	ND		ug/l	0.50	--	1
trans-1,2-Dichloroethene	ND		ug/l	0.75	--	1

Project Name: TROY MILLS LANDFILL SUPERFUND **Lab Number:** L2017767

Project Number: 04.0190987.09 **Report Date:** 05/06/20

SAMPLE RESULTS

Lab ID: L2017767-01 Date Collected: 04/27/20 09:00

Client ID: TRIP BLANK Date Received: 04/29/20

Sample Location: TROY, NH Field Prep: Not Specified

Sample Depth:

Parameter	Result	Qualifier	Units	RL	MDL	Dilution Factor
Volatile Organics by GC/MS - Westborough Lab						
1,2-Dichloroethene, Total	ND		ug/l	0.50	--	1
Trichloroethene	ND		ug/l	0.50	--	1
1,2-Dichlorobenzene	ND		ug/l	2.5	--	1
1,3-Dichlorobenzene	ND		ug/l	2.5	--	1
1,4-Dichlorobenzene	ND		ug/l	2.5	--	1
Methyl tert butyl ether	ND		ug/l	1.0	--	1
p/m-Xylene	ND		ug/l	1.0	--	1
o-Xylene	ND		ug/l	1.0	--	1
Xylenes, Total	ND		ug/l	1.0	--	1
cis-1,2-Dichloroethene	ND		ug/l	0.50	--	1
Dibromomethane	ND		ug/l	5.0	--	1
1,2,3-Trichloropropane	ND		ug/l	5.0	--	1
Styrene	ND		ug/l	1.0	--	1
Dichlorodifluoromethane	ND		ug/l	5.0	--	1
Acetone	ND		ug/l	5.0	--	1
Carbon disulfide	ND		ug/l	5.0	--	1
2-Butanone	ND		ug/l	5.0	--	1
4-Methyl-2-pentanone	ND		ug/l	5.0	--	1
2-Hexanone	ND		ug/l	5.0	--	1
Bromochloromethane	ND		ug/l	2.5	--	1
Tetrahydrofuran	ND		ug/l	5.0	--	1
2,2-Dichloropropane	ND		ug/l	2.5	--	1
1,2-Dibromoethane	ND		ug/l	2.0	--	1
1,1,1,2-Tetrachloroethane	ND		ug/l	0.50	--	1
Bromobenzene	ND		ug/l	2.5	--	1
n-Butylbenzene	ND		ug/l	0.50	--	1
sec-Butylbenzene	ND		ug/l	0.50	--	1
tert-Butylbenzene	ND		ug/l	2.5	--	1
o-Chlorotoluene	ND		ug/l	2.5	--	1
p-Chlorotoluene	ND		ug/l	2.5	--	1
1,2-Dibromo-3-chloropropane	ND		ug/l	2.5	--	1
Hexachlorobutadiene	ND		ug/l	0.50	--	1
Isopropylbenzene	ND		ug/l	0.50	--	1
p-Isopropyltoluene	ND		ug/l	0.50	--	1
Naphthalene	ND		ug/l	2.5	--	1
n-Propylbenzene	ND		ug/l	0.50	--	1
1,2,3-Trichlorobenzene	ND		ug/l	2.5	--	1

Project Name: TROY MILLS LANDFILL SUPERFUND **Lab Number:** L2017767

Project Number: 04.0190987.09 **Report Date:** 05/06/20

SAMPLE RESULTS

Lab ID: L2017767-01 Date Collected: 04/27/20 09:00

Client ID: TRIP BLANK Date Received: 04/29/20

Sample Location: TROY, NH Field Prep: Not Specified

Sample Depth:

Parameter	Result	Qualifier	Units	RL	MDL	Dilution Factor
Volatile Organics by GC/MS - Westborough Lab						
1,2,4-Trichlorobenzene	ND		ug/l	2.5	--	1
1,3,5-Trimethylbenzene	ND		ug/l	2.5	--	1
1,3,5-Trichlorobenzene	ND		ug/l	2.0	--	1
1,2,4-Trimethylbenzene	ND		ug/l	2.5	--	1
Ethyl ether	ND		ug/l	2.5	--	1
Isopropyl Ether	ND		ug/l	2.0	--	1
Tert-Butyl Alcohol	ND		ug/l	10	--	1
Ethyl-Tert-Butyl-Ether	ND		ug/l	2.0	--	1
Tertiary-Amyl Methyl Ether	ND		ug/l	2.0	--	1
1,4-Dioxane	ND		ug/l	250	--	1

Surrogate	% Recovery	Qualifier	Acceptance Criteria
1,2-Dichloroethane-d4	94		70-130
Toluene-d8	97		70-130
4-Bromofluorobenzene	100		70-130
Dibromofluoromethane	101		70-130

Project Name: TROY MILLS LANDFILL SUPERFUND **Lab Number:** L2017767

Project Number: 04.0190987.09 **Report Date:** 05/06/20

SAMPLE RESULTS

Lab ID: L2017767-02
Client ID: TRY_MW-102
Sample Location: TROY, NH

Date Collected: 04/27/20 12:15
Date Received: 04/29/20
Field Prep: Not Specified

Sample Depth:
Matrix: Water
Analytical Method: 1,8260C
Analytical Date: 05/03/20 13:21
Analyst: NLK

Parameter	Result	Qualifier	Units	RL	MDL	Dilution Factor
Volatile Organics by GC/MS - Westborough Lab						
Methylene chloride	ND		ug/l	3.0	--	1
1,1-Dichloroethane	ND		ug/l	0.75	--	1
Chloroform	ND		ug/l	0.75	--	1
Carbon tetrachloride	ND		ug/l	0.50	--	1
1,2-Dichloropropane	ND		ug/l	1.8	--	1
Dibromochloromethane	ND		ug/l	0.50	--	1
1,1,2-Trichloroethane	ND		ug/l	0.75	--	1
Tetrachloroethene	ND		ug/l	0.50	--	1
Chlorobenzene	ND		ug/l	0.50	--	1
Trichlorofluoromethane	ND		ug/l	2.5	--	1
1,2-Dichloroethane	ND		ug/l	0.50	--	1
1,1,1-Trichloroethane	ND		ug/l	0.50	--	1
Bromodichloromethane	ND		ug/l	0.50	--	1
trans-1,3-Dichloropropene	ND		ug/l	0.50	--	1
cis-1,3-Dichloropropene	ND		ug/l	0.50	--	1
1,3-Dichloropropene, Total	ND		ug/l	0.50	--	1
1,1-Dichloropropene	ND		ug/l	2.5	--	1
Bromoform	ND		ug/l	2.0	--	1
1,1,2,2-Tetrachloroethane	ND		ug/l	0.50	--	1
Benzene	ND		ug/l	0.50	--	1
Toluene	ND		ug/l	0.75	--	1
Ethylbenzene	ND		ug/l	0.50	--	1
Chloromethane	ND		ug/l	2.5	--	1
Bromomethane	ND		ug/l	1.0	--	1
Vinyl chloride	ND		ug/l	1.0	--	1
Chloroethane	ND		ug/l	1.0	--	1
1,1-Dichloroethene	ND		ug/l	0.50	--	1
trans-1,2-Dichloroethene	ND		ug/l	0.75	--	1

Project Name: TROY MILLS LANDFILL SUPERFUND **Lab Number:** L2017767

Project Number: 04.0190987.09 **Report Date:** 05/06/20

SAMPLE RESULTS

Lab ID: L2017767-02 Date Collected: 04/27/20 12:15

Client ID: TRY_MW-102 Date Received: 04/29/20

Sample Location: TROY, NH Field Prep: Not Specified

Sample Depth:

Parameter	Result	Qualifier	Units	RL	MDL	Dilution Factor
Volatile Organics by GC/MS - Westborough Lab						
1,2-Dichloroethene, Total	ND		ug/l	0.50	--	1
Trichloroethene	ND		ug/l	0.50	--	1
1,2-Dichlorobenzene	ND		ug/l	2.5	--	1
1,3-Dichlorobenzene	ND		ug/l	2.5	--	1
1,4-Dichlorobenzene	ND		ug/l	2.5	--	1
Methyl tert butyl ether	ND		ug/l	1.0	--	1
p/m-Xylene	ND		ug/l	1.0	--	1
o-Xylene	ND		ug/l	1.0	--	1
Xylenes, Total	ND		ug/l	1.0	--	1
cis-1,2-Dichloroethene	ND		ug/l	0.50	--	1
Dibromomethane	ND		ug/l	5.0	--	1
1,2,3-Trichloropropane	ND		ug/l	5.0	--	1
Styrene	ND		ug/l	1.0	--	1
Dichlorodifluoromethane	ND		ug/l	5.0	--	1
Acetone	ND		ug/l	5.0	--	1
Carbon disulfide	ND		ug/l	5.0	--	1
2-Butanone	ND		ug/l	5.0	--	1
4-Methyl-2-pentanone	ND		ug/l	5.0	--	1
2-Hexanone	ND		ug/l	5.0	--	1
Bromochloromethane	ND		ug/l	2.5	--	1
Tetrahydrofuran	ND		ug/l	5.0	--	1
2,2-Dichloropropane	ND		ug/l	2.5	--	1
1,2-Dibromoethane	ND		ug/l	2.0	--	1
1,1,1,2-Tetrachloroethane	ND		ug/l	0.50	--	1
Bromobenzene	ND		ug/l	2.5	--	1
n-Butylbenzene	ND		ug/l	0.50	--	1
sec-Butylbenzene	ND		ug/l	0.50	--	1
tert-Butylbenzene	ND		ug/l	2.5	--	1
o-Chlorotoluene	ND		ug/l	2.5	--	1
p-Chlorotoluene	ND		ug/l	2.5	--	1
1,2-Dibromo-3-chloropropane	ND		ug/l	2.5	--	1
Hexachlorobutadiene	ND		ug/l	0.50	--	1
Isopropylbenzene	ND		ug/l	0.50	--	1
p-Isopropyltoluene	ND		ug/l	0.50	--	1
Naphthalene	ND		ug/l	2.5	--	1
n-Propylbenzene	ND		ug/l	0.50	--	1
1,2,3-Trichlorobenzene	ND		ug/l	2.5	--	1

Project Name: TROY MILLS LANDFILL SUPERFUND **Lab Number:** L2017767

Project Number: 04.0190987.09 **Report Date:** 05/06/20

SAMPLE RESULTS

Lab ID: L2017767-02 Date Collected: 04/27/20 12:15

Client ID: TRY_MW-102 Date Received: 04/29/20

Sample Location: TROY, NH Field Prep: Not Specified

Sample Depth:

Parameter	Result	Qualifier	Units	RL	MDL	Dilution Factor
Volatile Organics by GC/MS - Westborough Lab						
1,2,4-Trichlorobenzene	ND		ug/l	2.5	--	1
1,3,5-Trimethylbenzene	ND		ug/l	2.5	--	1
1,3,5-Trichlorobenzene	ND		ug/l	2.0	--	1
1,2,4-Trimethylbenzene	ND		ug/l	2.5	--	1
Ethyl ether	ND		ug/l	2.5	--	1
Isopropyl Ether	ND		ug/l	2.0	--	1
Tert-Butyl Alcohol	ND		ug/l	10	--	1
Ethyl-Tert-Butyl-Ether	ND		ug/l	2.0	--	1
Tertiary-Amyl Methyl Ether	ND		ug/l	2.0	--	1
1,4-Dioxane	ND		ug/l	250	--	1

Surrogate	% Recovery	Qualifier	Acceptance Criteria
1,2-Dichloroethane-d4	100		70-130
Toluene-d8	93		70-130
4-Bromofluorobenzene	82		70-130
Dibromofluoromethane	118		70-130

Project Name: TROY MILLS LANDFILL SUPERFUND **Lab Number:** L2017767

Project Number: 04.0190987.09 **Report Date:** 05/06/20

SAMPLE RESULTS

Lab ID: L2017767-03
Client ID: TRY_MW-A28
Sample Location: TROY, NH

Date Collected: 04/27/20 10:20
Date Received: 04/29/20
Field Prep: Not Specified

Sample Depth:
Matrix: Water
Analytical Method: 1,8260C
Analytical Date: 05/03/20 13:46
Analyst: NLK

Parameter	Result	Qualifier	Units	RL	MDL	Dilution Factor
Volatile Organics by GC/MS - Westborough Lab						
Methylene chloride	ND		ug/l	3.0	--	1
1,1-Dichloroethane	ND		ug/l	0.75	--	1
Chloroform	ND		ug/l	0.75	--	1
Carbon tetrachloride	ND		ug/l	0.50	--	1
1,2-Dichloropropane	ND		ug/l	1.8	--	1
Dibromochloromethane	ND		ug/l	0.50	--	1
1,1,2-Trichloroethane	ND		ug/l	0.75	--	1
Tetrachloroethene	ND		ug/l	0.50	--	1
Chlorobenzene	ND		ug/l	0.50	--	1
Trichlorofluoromethane	ND		ug/l	2.5	--	1
1,2-Dichloroethane	ND		ug/l	0.50	--	1
1,1,1-Trichloroethane	ND		ug/l	0.50	--	1
Bromodichloromethane	ND		ug/l	0.50	--	1
trans-1,3-Dichloropropene	ND		ug/l	0.50	--	1
cis-1,3-Dichloropropene	ND		ug/l	0.50	--	1
1,3-Dichloropropene, Total	ND		ug/l	0.50	--	1
1,1-Dichloropropene	ND		ug/l	2.5	--	1
Bromoform	ND		ug/l	2.0	--	1
1,1,2,2-Tetrachloroethane	ND		ug/l	0.50	--	1
Benzene	ND		ug/l	0.50	--	1
Toluene	ND		ug/l	0.75	--	1
Ethylbenzene	ND		ug/l	0.50	--	1
Chloromethane	ND		ug/l	2.5	--	1
Bromomethane	ND		ug/l	1.0	--	1
Vinyl chloride	ND		ug/l	1.0	--	1
Chloroethane	ND		ug/l	1.0	--	1
1,1-Dichloroethene	ND		ug/l	0.50	--	1
trans-1,2-Dichloroethene	ND		ug/l	0.75	--	1

Project Name: TROY MILLS LANDFILL SUPERFUND **Lab Number:** L2017767

Project Number: 04.0190987.09 **Report Date:** 05/06/20

SAMPLE RESULTS

Lab ID: L2017767-03 Date Collected: 04/27/20 10:20

Client ID: TRY_MW-A28 Date Received: 04/29/20

Sample Location: TROY, NH Field Prep: Not Specified

Sample Depth:

Parameter	Result	Qualifier	Units	RL	MDL	Dilution Factor
Volatile Organics by GC/MS - Westborough Lab						
1,2-Dichloroethene, Total	ND		ug/l	0.50	--	1
Trichloroethene	ND		ug/l	0.50	--	1
1,2-Dichlorobenzene	ND		ug/l	2.5	--	1
1,3-Dichlorobenzene	ND		ug/l	2.5	--	1
1,4-Dichlorobenzene	ND		ug/l	2.5	--	1
Methyl tert butyl ether	ND		ug/l	1.0	--	1
p/m-Xylene	ND		ug/l	1.0	--	1
o-Xylene	ND		ug/l	1.0	--	1
Xylenes, Total	ND		ug/l	1.0	--	1
cis-1,2-Dichloroethene	ND		ug/l	0.50	--	1
Dibromomethane	ND		ug/l	5.0	--	1
1,2,3-Trichloropropane	ND		ug/l	5.0	--	1
Styrene	ND		ug/l	1.0	--	1
Dichlorodifluoromethane	ND		ug/l	5.0	--	1
Acetone	ND		ug/l	5.0	--	1
Carbon disulfide	ND		ug/l	5.0	--	1
2-Butanone	ND		ug/l	5.0	--	1
4-Methyl-2-pentanone	ND		ug/l	5.0	--	1
2-Hexanone	ND		ug/l	5.0	--	1
Bromochloromethane	ND		ug/l	2.5	--	1
Tetrahydrofuran	ND		ug/l	5.0	--	1
2,2-Dichloropropane	ND		ug/l	2.5	--	1
1,2-Dibromoethane	ND		ug/l	2.0	--	1
1,1,1,2-Tetrachloroethane	ND		ug/l	0.50	--	1
Bromobenzene	ND		ug/l	2.5	--	1
n-Butylbenzene	0.92		ug/l	0.50	--	1
sec-Butylbenzene	2.0		ug/l	0.50	--	1
tert-Butylbenzene	ND		ug/l	2.5	--	1
o-Chlorotoluene	ND		ug/l	2.5	--	1
p-Chlorotoluene	ND		ug/l	2.5	--	1
1,2-Dibromo-3-chloropropane	ND		ug/l	2.5	--	1
Hexachlorobutadiene	ND		ug/l	0.50	--	1
Isopropylbenzene	2.2		ug/l	0.50	--	1
p-Isopropyltoluene	1.7		ug/l	0.50	--	1
Naphthalene	ND		ug/l	2.5	--	1
n-Propylbenzene	3.0		ug/l	0.50	--	1
1,2,3-Trichlorobenzene	ND		ug/l	2.5	--	1

Project Name: TROY MILLS LANDFILL SUPERFUND **Lab Number:** L2017767

Project Number: 04.0190987.09 **Report Date:** 05/06/20

SAMPLE RESULTS

Lab ID: L2017767-03 Date Collected: 04/27/20 10:20

Client ID: TRY_MW-A28 Date Received: 04/29/20

Sample Location: TROY, NH Field Prep: Not Specified

Sample Depth:

Parameter	Result	Qualifier	Units	RL	MDL	Dilution Factor
Volatile Organics by GC/MS - Westborough Lab						
1,2,4-Trichlorobenzene	ND		ug/l	2.5	--	1
1,3,5-Trimethylbenzene	ND		ug/l	2.5	--	1
1,3,5-Trichlorobenzene	ND		ug/l	2.0	--	1
1,2,4-Trimethylbenzene	26		ug/l	2.5	--	1
Ethyl ether	ND		ug/l	2.5	--	1
Isopropyl Ether	ND		ug/l	2.0	--	1
Tert-Butyl Alcohol	ND		ug/l	10	--	1
Ethyl-Tert-Butyl-Ether	ND		ug/l	2.0	--	1
Tertiary-Amyl Methyl Ether	ND		ug/l	2.0	--	1
1,4-Dioxane	ND		ug/l	250	--	1

Surrogate	% Recovery	Qualifier	Acceptance Criteria
1,2-Dichloroethane-d4	100		70-130
Toluene-d8	91		70-130
4-Bromofluorobenzene	87		70-130
Dibromofluoromethane	118		70-130

Project Name: TROY MILLS LANDFILL SUPERFUND **Lab Number:** L2017767

Project Number: 04.0190987.09 **Report Date:** 05/06/20

SAMPLE RESULTS

Lab ID: L2017767-05
Client ID: TRY_MW-201SX
Sample Location: TROY, NH

Date Collected: 04/28/20 10:45
Date Received: 04/29/20
Field Prep: Not Specified

Sample Depth:
Matrix: Water
Analytical Method: 1,8260C
Analytical Date: 05/03/20 14:12
Analyst: NLK

Parameter	Result	Qualifier	Units	RL	MDL	Dilution Factor
Volatile Organics by GC/MS - Westborough Lab						
Methylene chloride	ND		ug/l	3.0	--	1
1,1-Dichloroethane	ND		ug/l	0.75	--	1
Chloroform	ND		ug/l	0.75	--	1
Carbon tetrachloride	ND		ug/l	0.50	--	1
1,2-Dichloropropane	ND		ug/l	1.8	--	1
Dibromochloromethane	ND		ug/l	0.50	--	1
1,1,2-Trichloroethane	ND		ug/l	0.75	--	1
Tetrachloroethene	ND		ug/l	0.50	--	1
Chlorobenzene	ND		ug/l	0.50	--	1
Trichlorofluoromethane	ND		ug/l	2.5	--	1
1,2-Dichloroethane	ND		ug/l	0.50	--	1
1,1,1-Trichloroethane	ND		ug/l	0.50	--	1
Bromodichloromethane	ND		ug/l	0.50	--	1
trans-1,3-Dichloropropene	ND		ug/l	0.50	--	1
cis-1,3-Dichloropropene	ND		ug/l	0.50	--	1
1,3-Dichloropropene, Total	ND		ug/l	0.50	--	1
1,1-Dichloropropene	ND		ug/l	2.5	--	1
Bromoform	ND		ug/l	2.0	--	1
1,1,2,2-Tetrachloroethane	ND		ug/l	0.50	--	1
Benzene	ND		ug/l	0.50	--	1
Toluene	ND		ug/l	0.75	--	1
Ethylbenzene	4.0		ug/l	0.50	--	1
Chloromethane	ND		ug/l	2.5	--	1
Bromomethane	ND		ug/l	1.0	--	1
Vinyl chloride	ND		ug/l	1.0	--	1
Chloroethane	ND		ug/l	1.0	--	1
1,1-Dichloroethene	ND		ug/l	0.50	--	1
trans-1,2-Dichloroethene	ND		ug/l	0.75	--	1

Project Name: TROY MILLS LANDFILL SUPERFUND **Lab Number:** L2017767

Project Number: 04.0190987.09 **Report Date:** 05/06/20

SAMPLE RESULTS

Lab ID: L2017767-05 Date Collected: 04/28/20 10:45

Client ID: TRY_MW-201SX Date Received: 04/29/20

Sample Location: TROY, NH Field Prep: Not Specified

Sample Depth:

Parameter	Result	Qualifier	Units	RL	MDL	Dilution Factor
Volatile Organics by GC/MS - Westborough Lab						
1,2-Dichloroethene, Total	0.72		ug/l	0.50	--	1
Trichloroethene	ND		ug/l	0.50	--	1
1,2-Dichlorobenzene	ND		ug/l	2.5	--	1
1,3-Dichlorobenzene	ND		ug/l	2.5	--	1
1,4-Dichlorobenzene	ND		ug/l	2.5	--	1
Methyl tert butyl ether	ND		ug/l	1.0	--	1
p/m-Xylene	3.0		ug/l	1.0	--	1
o-Xylene	ND		ug/l	1.0	--	1
Xylenes, Total	3.0		ug/l	1.0	--	1
cis-1,2-Dichloroethene	0.72		ug/l	0.50	--	1
Dibromomethane	ND		ug/l	5.0	--	1
1,2,3-Trichloropropane	ND		ug/l	5.0	--	1
Styrene	ND		ug/l	1.0	--	1
Dichlorodifluoromethane	ND		ug/l	5.0	--	1
Acetone	ND		ug/l	5.0	--	1
Carbon disulfide	ND		ug/l	5.0	--	1
2-Butanone	ND		ug/l	5.0	--	1
4-Methyl-2-pentanone	ND		ug/l	5.0	--	1
2-Hexanone	ND		ug/l	5.0	--	1
Bromochloromethane	ND		ug/l	2.5	--	1
Tetrahydrofuran	ND		ug/l	5.0	--	1
2,2-Dichloropropane	ND		ug/l	2.5	--	1
1,2-Dibromoethane	ND		ug/l	2.0	--	1
1,1,1,2-Tetrachloroethane	ND		ug/l	0.50	--	1
Bromobenzene	ND		ug/l	2.5	--	1
n-Butylbenzene	1.0		ug/l	0.50	--	1
sec-Butylbenzene	6.4		ug/l	0.50	--	1
tert-Butylbenzene	ND		ug/l	2.5	--	1
o-Chlorotoluene	ND		ug/l	2.5	--	1
p-Chlorotoluene	ND		ug/l	2.5	--	1
1,2-Dibromo-3-chloropropane	ND		ug/l	2.5	--	1
Hexachlorobutadiene	ND		ug/l	0.50	--	1
Isopropylbenzene	3.4		ug/l	0.50	--	1
p-Isopropyltoluene	ND		ug/l	0.50	--	1
Naphthalene	ND		ug/l	2.5	--	1
n-Propylbenzene	2.7		ug/l	0.50	--	1
1,2,3-Trichlorobenzene	ND		ug/l	2.5	--	1

Project Name: TROY MILLS LANDFILL SUPERFUND **Lab Number:** L2017767

Project Number: 04.0190987.09 **Report Date:** 05/06/20

SAMPLE RESULTS

Lab ID: L2017767-05 Date Collected: 04/28/20 10:45

Client ID: TRY_MW-201SX Date Received: 04/29/20

Sample Location: TROY, NH Field Prep: Not Specified

Sample Depth:

Parameter	Result	Qualifier	Units	RL	MDL	Dilution Factor
Volatile Organics by GC/MS - Westborough Lab						
1,2,4-Trichlorobenzene	ND		ug/l	2.5	--	1
1,3,5-Trimethylbenzene	ND		ug/l	2.5	--	1
1,3,5-Trichlorobenzene	ND		ug/l	2.0	--	1
1,2,4-Trimethylbenzene	28		ug/l	2.5	--	1
Ethyl ether	ND		ug/l	2.5	--	1
Isopropyl Ether	ND		ug/l	2.0	--	1
Tert-Butyl Alcohol	ND		ug/l	10	--	1
Ethyl-Tert-Butyl-Ether	ND		ug/l	2.0	--	1
Tertiary-Amyl Methyl Ether	ND		ug/l	2.0	--	1
1,4-Dioxane	ND		ug/l	250	--	1

Surrogate	% Recovery	Qualifier	Acceptance Criteria
1,2-Dichloroethane-d4	101		70-130
Toluene-d8	92		70-130
4-Bromofluorobenzene	84		70-130
Dibromofluoromethane	117		70-130

Project Name: TROY MILLS LANDFILL SUPERFUND **Lab Number:** L2017767

Project Number: 04.0190987.09 **Report Date:** 05/06/20

Method Blank Analysis
Batch Quality Control

Analytical Method: 1,8260C
Analytical Date: 05/02/20 09:53
Analyst: MKS

Parameter	Result	Qualifier	Units	RL	MDL
Volatile Organics by GC/MS - Westborough Lab for sample(s): 01 Batch: WG1366811-5					
Methylene chloride	ND		ug/l	3.0	--
1,1-Dichloroethane	ND		ug/l	0.75	--
Chloroform	ND		ug/l	0.75	--
Carbon tetrachloride	ND		ug/l	0.50	--
1,2-Dichloropropane	ND		ug/l	1.8	--
Dibromochloromethane	ND		ug/l	0.50	--
1,1,2-Trichloroethane	ND		ug/l	0.75	--
Tetrachloroethene	ND		ug/l	0.50	--
Chlorobenzene	ND		ug/l	0.50	--
Trichlorofluoromethane	ND		ug/l	2.5	--
1,2-Dichloroethane	ND		ug/l	0.50	--
1,1,1-Trichloroethane	ND		ug/l	0.50	--
Bromodichloromethane	ND		ug/l	0.50	--
trans-1,3-Dichloropropene	ND		ug/l	0.50	--
cis-1,3-Dichloropropene	ND		ug/l	0.50	--
1,3-Dichloropropene, Total	ND		ug/l	0.50	--
1,1-Dichloropropene	ND		ug/l	2.5	--
Bromoform	ND		ug/l	2.0	--
1,1,2,2-Tetrachloroethane	ND		ug/l	0.50	--
Benzene	ND		ug/l	0.50	--
Toluene	ND		ug/l	0.75	--
Ethylbenzene	ND		ug/l	0.50	--
Chloromethane	ND		ug/l	2.5	--
Bromomethane	ND		ug/l	1.0	--
Vinyl chloride	ND		ug/l	1.0	--
Chloroethane	ND		ug/l	1.0	--
1,1-Dichloroethene	ND		ug/l	0.50	--
trans-1,2-Dichloroethene	ND		ug/l	0.75	--
1,2-Dichloroethene, Total	ND		ug/l	0.50	--

Project Name: TROY MILLS LANDFILL SUPERFUND **Lab Number:** L2017767

Project Number: 04.0190987.09 **Report Date:** 05/06/20

Method Blank Analysis
Batch Quality Control

Analytical Method: 1,8260C
Analytical Date: 05/02/20 09:53
Analyst: MKS

Parameter	Result	Qualifier	Units	RL	MDL
Volatile Organics by GC/MS - Westborough Lab for sample(s): 01 Batch: WG1366811-5					
Trichloroethene	ND		ug/l	0.50	--
1,2-Dichlorobenzene	ND		ug/l	2.5	--
1,3-Dichlorobenzene	ND		ug/l	2.5	--
1,4-Dichlorobenzene	ND		ug/l	2.5	--
Methyl tert butyl ether	ND		ug/l	1.0	--
p/m-Xylene	ND		ug/l	1.0	--
o-Xylene	ND		ug/l	1.0	--
Xylenes, Total	ND		ug/l	1.0	--
cis-1,2-Dichloroethene	ND		ug/l	0.50	--
Dibromomethane	ND		ug/l	5.0	--
1,2,3-Trichloropropane	ND		ug/l	5.0	--
Styrene	ND		ug/l	1.0	--
Dichlorodifluoromethane	ND		ug/l	5.0	--
Acetone	ND		ug/l	5.0	--
Carbon disulfide	ND		ug/l	5.0	--
2-Butanone	ND		ug/l	5.0	--
4-Methyl-2-pentanone	ND		ug/l	5.0	--
2-Hexanone	ND		ug/l	5.0	--
Bromochloromethane	ND		ug/l	2.5	--
Tetrahydrofuran	ND		ug/l	5.0	--
2,2-Dichloropropane	ND		ug/l	2.5	--
1,2-Dibromoethane	ND		ug/l	2.0	--
1,1,1,2-Tetrachloroethane	ND		ug/l	0.50	--
Bromobenzene	ND		ug/l	2.5	--
n-Butylbenzene	ND		ug/l	0.50	--
sec-Butylbenzene	ND		ug/l	0.50	--
tert-Butylbenzene	ND		ug/l	2.5	--
o-Chlorotoluene	ND		ug/l	2.5	--
p-Chlorotoluene	ND		ug/l	2.5	--

Project Name: TROY MILLS LANDFILL SUPERFUND **Lab Number:** L2017767

Project Number: 04.0190987.09 **Report Date:** 05/06/20

Method Blank Analysis
Batch Quality Control

Analytical Method: 1,8260C
Analytical Date: 05/02/20 09:53
Analyst: MKS

Parameter	Result	Qualifier	Units	RL	MDL
Volatile Organics by GC/MS - Westborough Lab for sample(s): 01 Batch: WG1366811-5					
1,2-Dibromo-3-chloropropane	ND		ug/l	2.5	--
Hexachlorobutadiene	ND		ug/l	0.50	--
Isopropylbenzene	ND		ug/l	0.50	--
p-Isopropyltoluene	ND		ug/l	0.50	--
Naphthalene	ND		ug/l	2.5	--
n-Propylbenzene	ND		ug/l	0.50	--
1,2,3-Trichlorobenzene	ND		ug/l	2.5	--
1,2,4-Trichlorobenzene	ND		ug/l	2.5	--
1,3,5-Trimethylbenzene	ND		ug/l	2.5	--
1,3,5-Trichlorobenzene	ND		ug/l	2.0	--
1,2,4-Trimethylbenzene	ND		ug/l	2.5	--
Ethyl ether	ND		ug/l	2.5	--
Isopropyl Ether	ND		ug/l	2.0	--
Tert-Butyl Alcohol	ND		ug/l	10	--
Ethyl-Tert-Butyl-Ether	ND		ug/l	2.0	--
Tertiary-Amyl Methyl Ether	ND		ug/l	2.0	--
1,4-Dioxane	ND		ug/l	250	--

Surrogate	%Recovery	Qualifier	Acceptance Criteria
1,2-Dichloroethane-d4	94		70-130
Toluene-d8	96		70-130
4-Bromofluorobenzene	102		70-130
Dibromofluoromethane	100		70-130

Project Name: TROY MILLS LANDFILL SUPERFUND **Lab Number:** L2017767

Project Number: 04.0190987.09 **Report Date:** 05/06/20

Method Blank Analysis
Batch Quality Control

Analytical Method: 1,8260C
Analytical Date: 05/03/20 12:19
Analyst: AD

Parameter	Result	Qualifier	Units	RL	MDL
Volatile Organics by GC/MS - Westborough Lab for sample(s): 02-03,05 Batch: WG1366964-5					
Methylene chloride	ND		ug/l	3.0	--
1,1-Dichloroethane	ND		ug/l	0.75	--
Chloroform	ND		ug/l	0.75	--
Carbon tetrachloride	ND		ug/l	0.50	--
1,2-Dichloropropane	ND		ug/l	1.8	--
Dibromochloromethane	ND		ug/l	0.50	--
1,1,2-Trichloroethane	ND		ug/l	0.75	--
Tetrachloroethene	ND		ug/l	0.50	--
Chlorobenzene	ND		ug/l	0.50	--
Trichlorofluoromethane	ND		ug/l	2.5	--
1,2-Dichloroethane	ND		ug/l	0.50	--
1,1,1-Trichloroethane	ND		ug/l	0.50	--
Bromodichloromethane	ND		ug/l	0.50	--
trans-1,3-Dichloropropene	ND		ug/l	0.50	--
cis-1,3-Dichloropropene	ND		ug/l	0.50	--
1,3-Dichloropropene, Total	ND		ug/l	0.50	--
1,1-Dichloropropene	ND		ug/l	2.5	--
Bromoform	ND		ug/l	2.0	--
1,1,2,2-Tetrachloroethane	ND		ug/l	0.50	--
Benzene	ND		ug/l	0.50	--
Toluene	ND		ug/l	0.75	--
Ethylbenzene	ND		ug/l	0.50	--
Chloromethane	ND		ug/l	2.5	--
Bromomethane	ND		ug/l	1.0	--
Vinyl chloride	ND		ug/l	1.0	--
Chloroethane	ND		ug/l	1.0	--
1,1-Dichloroethene	ND		ug/l	0.50	--
trans-1,2-Dichloroethene	ND		ug/l	0.75	--
1,2-Dichloroethene, Total	ND		ug/l	0.50	--

Project Name: TROY MILLS LANDFILL SUPERFUND **Lab Number:** L2017767

Project Number: 04.0190987.09 **Report Date:** 05/06/20

Method Blank Analysis
Batch Quality Control

Analytical Method: 1,8260C
Analytical Date: 05/03/20 12:19
Analyst: AD

Parameter	Result	Qualifier	Units	RL	MDL
Volatile Organics by GC/MS - Westborough Lab for sample(s): 02-03,05 Batch: WG1366964-5					
Trichloroethene	ND		ug/l	0.50	--
1,2-Dichlorobenzene	ND		ug/l	2.5	--
1,3-Dichlorobenzene	ND		ug/l	2.5	--
1,4-Dichlorobenzene	ND		ug/l	2.5	--
Methyl tert butyl ether	ND		ug/l	1.0	--
p/m-Xylene	ND		ug/l	1.0	--
o-Xylene	ND		ug/l	1.0	--
Xylenes, Total	ND		ug/l	1.0	--
cis-1,2-Dichloroethene	ND		ug/l	0.50	--
Dibromomethane	ND		ug/l	5.0	--
1,2,3-Trichloropropane	ND		ug/l	5.0	--
Styrene	ND		ug/l	1.0	--
Dichlorodifluoromethane	ND		ug/l	5.0	--
Acetone	ND		ug/l	5.0	--
Carbon disulfide	ND		ug/l	5.0	--
2-Butanone	ND		ug/l	5.0	--
4-Methyl-2-pentanone	ND		ug/l	5.0	--
2-Hexanone	ND		ug/l	5.0	--
Bromochloromethane	ND		ug/l	2.5	--
Tetrahydrofuran	ND		ug/l	5.0	--
2,2-Dichloropropane	ND		ug/l	2.5	--
1,2-Dibromoethane	ND		ug/l	2.0	--
1,1,1,2-Tetrachloroethane	ND		ug/l	0.50	--
Bromobenzene	ND		ug/l	2.5	--
n-Butylbenzene	ND		ug/l	0.50	--
sec-Butylbenzene	ND		ug/l	0.50	--
tert-Butylbenzene	ND		ug/l	2.5	--
o-Chlorotoluene	ND		ug/l	2.5	--
p-Chlorotoluene	ND		ug/l	2.5	--

Project Name: TROY MILLS LANDFILL SUPERFUND **Lab Number:** L2017767

Project Number: 04.0190987.09 **Report Date:** 05/06/20

Method Blank Analysis
Batch Quality Control

Analytical Method: 1,8260C
Analytical Date: 05/03/20 12:19
Analyst: AD

Parameter	Result	Qualifier	Units	RL	MDL
Volatile Organics by GC/MS - Westborough Lab for sample(s): 02-03,05 Batch: WG1366964-5					
1,2-Dibromo-3-chloropropane	ND		ug/l	2.5	--
Hexachlorobutadiene	ND		ug/l	0.50	--
Isopropylbenzene	ND		ug/l	0.50	--
p-Isopropyltoluene	ND		ug/l	0.50	--
Naphthalene	ND		ug/l	2.5	--
n-Propylbenzene	ND		ug/l	0.50	--
1,2,3-Trichlorobenzene	ND		ug/l	2.5	--
1,2,4-Trichlorobenzene	ND		ug/l	2.5	--
1,3,5-Trimethylbenzene	ND		ug/l	2.5	--
1,3,5-Trichlorobenzene	ND		ug/l	2.0	--
1,2,4-Trimethylbenzene	ND		ug/l	2.5	--
Ethyl ether	ND		ug/l	2.5	--
Isopropyl Ether	ND		ug/l	2.0	--
Tert-Butyl Alcohol	ND		ug/l	10	--
Ethyl-Tert-Butyl-Ether	ND		ug/l	2.0	--
Tertiary-Amyl Methyl Ether	ND		ug/l	2.0	--
1,4-Dioxane	ND		ug/l	250	--

Surrogate	%Recovery	Qualifier	Acceptance Criteria
1,2-Dichloroethane-d4	100		70-130
Toluene-d8	93		70-130
4-Bromofluorobenzene	83		70-130
Dibromofluoromethane	115		70-130

Lab Control Sample Analysis

Batch Quality Control

Project Name: TROY MILLS LANDFILL SUPERFUND

Project Number: 04.0190987.09

Lab Number: L2017767

Report Date: 05/06/20

Parameter	LCS %Recovery	Qual	LCSD %Recovery	Qual	%Recovery Limits	RPD	Qual	RPD Limits
Volatile Organics by GC/MS - Westborough Lab Associated sample(s): 01 Batch: WG1366811-3 WG1366811-4								
Methylene chloride	86		89		70-130	3		20
1,1-Dichloroethane	87		91		70-130	4		20
Chloroform	89		94		70-130	5		20
Carbon tetrachloride	93		99		63-132	6		20
1,2-Dichloropropane	86		90		70-130	5		20
Dibromochloromethane	84		91		63-130	8		20
1,1,2-Trichloroethane	83		88		70-130	6		20
Tetrachloroethene	88		94		70-130	7		20
Chlorobenzene	87		92		75-130	6		25
Trichlorofluoromethane	96		100		62-150	4		20
1,2-Dichloroethane	83		85		70-130	2		20
1,1,1-Trichloroethane	92		95		67-130	3		20
Bromodichloromethane	87		92		67-130	6		20
trans-1,3-Dichloropropene	85		88		70-130	3		20
cis-1,3-Dichloropropene	89		93		70-130	4		20
1,1-Dichloropropene	89		91		70-130	2		20
Bromoform	86		93		54-136	8		20
1,1,2,2-Tetrachloroethane	83		89		67-130	7		20
Benzene	90		95		70-130	5		25
Toluene	88		91		70-130	3		25
Ethylbenzene	85		90		70-130	6		20
Chloromethane	74		78		64-130	5		20
Bromomethane	64		60		39-139	6		20

Lab Control Sample Analysis

Batch Quality Control

Project Name: TROY MILLS LANDFILL SUPERFUND

Project Number: 04.0190987.09

Lab Number: L2017767

Report Date: 05/06/20

Parameter	LCS %Recovery	Qual	LCSD %Recovery	Qual	%Recovery Limits	RPD	Qual	RPD Limits
Volatile Organics by GC/MS - Westborough Lab Associated sample(s): 01 Batch: WG1366811-3 WG1366811-4								
Vinyl chloride	100		100		55-140	0		20
Chloroethane	93		97		55-138	4		20
1,1-Dichloroethene	94		97		61-145	3		25
trans-1,2-Dichloroethene	91		96		70-130	5		20
Trichloroethene	94		99		70-130	5		25
1,2-Dichlorobenzene	83		88		70-130	6		20
1,3-Dichlorobenzene	87		90		70-130	3		20
1,4-Dichlorobenzene	86		90		70-130	5		20
Methyl tert butyl ether	80		84		63-130	5		20
p/m-Xylene	85		90		70-130	6		20
o-Xylene	85		90		70-130	6		20
cis-1,2-Dichloroethene	93		98		70-130	5		20
Dibromomethane	91		93		70-130	2		20
1,2,3-Trichloropropane	87		78		64-130	11		20
Styrene	85		90		70-130	6		20
Dichlorodifluoromethane	130		140		36-147	7		20
Acetone	80		68		58-148	16		20
Carbon disulfide	89		95		51-130	7		20
2-Butanone	74		76		63-138	3		20
4-Methyl-2-pentanone	77		82		59-130	6		20
2-Hexanone	68		71		57-130	4		20
Bromochloromethane	100		100		70-130	0		20
Tetrahydrofuran	69		74		58-130	7		20

Lab Control Sample Analysis

Batch Quality Control

Project Name: TROY MILLS LANDFILL SUPERFUND

Project Number: 04.0190987.09

Lab Number: L2017767

Report Date: 05/06/20

Parameter	LCS %Recovery	Qual	LCSD %Recovery	Qual	%Recovery Limits	RPD	Qual	RPD Limits
Volatile Organics by GC/MS - Westborough Lab Associated sample(s): 01 Batch: WG1366811-3 WG1366811-4								
2,2-Dichloropropane	99		100		63-133	1		20
1,2-Dibromoethane	86		89		70-130	3		20
1,1,1,2-Tetrachloroethane	88		94		64-130	7		20
Bromobenzene	92		95		70-130	3		20
n-Butylbenzene	81		88		53-136	8		20
sec-Butylbenzene	84		89		70-130	6		20
tert-Butylbenzene	85		90		70-130	6		20
o-Chlorotoluene	84		90		70-130	7		20
p-Chlorotoluene	86		89		70-130	3		20
1,2-Dibromo-3-chloropropane	80		83		41-144	4		20
Hexachlorobutadiene	88		96		63-130	9		20
Isopropylbenzene	87		93		70-130	7		20
p-Isopropyltoluene	84		89		70-130	6		20
Naphthalene	71		77		70-130	8		20
n-Propylbenzene	85		92		69-130	8		20
1,2,3-Trichlorobenzene	70		80		70-130	13		20
1,2,4-Trichlorobenzene	78		85		70-130	9		20
1,3,5-Trimethylbenzene	84		89		64-130	6		20
1,3,5-Trichlorobenzene	83		89		70-130	7		20
1,2,4-Trimethylbenzene	84		88		70-130	5		20
Ethyl ether	79		85		59-134	7		20
Isopropyl Ether	78		82		70-130	5		20
Tert-Butyl Alcohol	84		88		70-130	5		20

Lab Control Sample Analysis

Batch Quality Control

Project Name: TROY MILLS LANDFILL SUPERFUND

Project Number: 04.0190987.09

Lab Number: L2017767

Report Date: 05/06/20

Parameter	LCS %Recovery	Qual	LCSD %Recovery	Qual	%Recovery Limits	RPD	Qual	RPD Limits
Volatile Organics by GC/MS - Westborough Lab Associated sample(s): 01 Batch: WG1366811-3 WG1366811-4								
Ethyl-Tert-Butyl-Ether	83		87		70-130	5		20
Tertiary-Amyl Methyl Ether	83		86		66-130	4		20
1,4-Dioxane	120		134		56-162	11		20

Surrogate	LCS %Recovery	Qual	LCSD %Recovery	Qual	Acceptance Criteria
1,2-Dichloroethane-d4	91		91		70-130
Toluene-d8	98		97		70-130
4-Bromofluorobenzene	103		102		70-130
Dibromofluoromethane	101		102		70-130

Lab Control Sample Analysis

Batch Quality Control

Project Name: TROY MILLS LANDFILL SUPERFUND

Project Number: 04.0190987.09

Lab Number: L2017767

Report Date: 05/06/20

Parameter	LCS %Recovery	Qual	LCSD %Recovery	Qual	%Recovery Limits	RPD	Qual	RPD Limits
Volatile Organics by GC/MS - Westborough Lab Associated sample(s): 02-03,05 Batch: WG1366964-3 WG1366964-4								
Methylene chloride	100		100		70-130	0		20
1,1-Dichloroethane	91		93		70-130	2		20
Chloroform	100		110		70-130	10		20
Carbon tetrachloride	110		120		63-132	9		20
1,2-Dichloropropane	85		86		70-130	1		20
Dibromochloromethane	110		110		63-130	0		20
1,1,2-Trichloroethane	92		96		70-130	4		20
Tetrachloroethene	110		110		70-130	0		20
Chlorobenzene	100		110		75-130	10		25
Trichlorofluoromethane	110		110		62-150	0		20
1,2-Dichloroethane	100		96		70-130	4		20
1,1,1-Trichloroethane	110		120		67-130	9		20
Bromodichloromethane	100		100		67-130	0		20
trans-1,3-Dichloropropene	90		95		70-130	5		20
cis-1,3-Dichloropropene	90		93		70-130	3		20
1,1-Dichloropropene	91		95		70-130	4		20
Bromoform	96		100		54-136	4		20
1,1,2,2-Tetrachloroethane	85		92		67-130	8		20
Benzene	93		95		70-130	2		25
Toluene	94		97		70-130	3		25
Ethylbenzene	95		98		70-130	3		20
Chloromethane	99		100		64-130	1		20
Bromomethane	91		100		39-139	9		20

Lab Control Sample Analysis

Batch Quality Control

Project Name: TROY MILLS LANDFILL SUPERFUND

Project Number: 04.0190987.09

Lab Number: L2017767

Report Date: 05/06/20

Parameter	LCS %Recovery	Qual	LCSD %Recovery	Qual	%Recovery Limits	RPD	Qual	RPD Limits
Volatile Organics by GC/MS - Westborough Lab Associated sample(s): 02-03,05 Batch: WG1366964-3 WG1366964-4								
Vinyl chloride	84		88		55-140	5		20
Chloroethane	100		100		55-138	0		20
1,1-Dichloroethene	110		110		61-145	0		25
trans-1,2-Dichloroethene	110		110		70-130	0		20
Trichloroethene	100		110		70-130	10		25
1,2-Dichlorobenzene	99		110		70-130	11		20
1,3-Dichlorobenzene	100		110		70-130	10		20
1,4-Dichlorobenzene	100		110		70-130	10		20
Methyl tert butyl ether	95		100		63-130	5		20
p/m-Xylene	105		110		70-130	5		20
o-Xylene	100		105		70-130	5		20
cis-1,2-Dichloroethene	110		120		70-130	9		20
Dibromomethane	110		110		70-130	0		20
1,2,3-Trichloropropane	78		85		64-130	9		20
Styrene	100		105		70-130	5		20
Dichlorodifluoromethane	98		100		36-147	2		20
Acetone	78		81		58-148	4		20
Carbon disulfide	100		100		51-130	0		20
2-Butanone	99		110		63-138	11		20
4-Methyl-2-pentanone	73		78		59-130	7		20
2-Hexanone	83		92		57-130	10		20
Bromochloromethane	130		130		70-130	0		20
Tetrahydrofuran	100		110		58-130	10		20

Lab Control Sample Analysis
Batch Quality Control

Project Name: TROY MILLS LANDFILL SUPERFUND
Project Number: 04.0190987.09

Lab Number: L2017767
Report Date: 05/06/20

Parameter	LCS %Recovery	Qual	LCSD %Recovery	Qual	%Recovery Limits	RPD	Qual	RPD Limits
Volatile Organics by GC/MS - Westborough Lab Associated sample(s): 02-03,05 Batch: WG1366964-3 WG1366964-4								
2,2-Dichloropropane	**150**	Q	**150**	Q	63-133	0		20
1,2-Dibromoethane	100		100		70-130	0		20
1,1,1,2-Tetrachloroethane	110		110		64-130	0		20
Bromobenzene	96		100		70-130	4		20
n-Butylbenzene	90		96		53-136	6		20
sec-Butylbenzene	91		97		70-130	6		20
tert-Butylbenzene	92		98		70-130	6		20
o-Chlorotoluene	88		93		70-130	6		20
p-Chlorotoluene	87		90		70-130	3		20
1,2-Dibromo-3-chloropropane	95		100		41-144	5		20
Hexachlorobutadiene	92		100		63-130	8		20
Isopropylbenzene	91		95		70-130	4		20
p-Isopropyltoluene	99		100		70-130	1		20
Naphthalene	96		100		70-130	4		20
n-Propylbenzene	88		92		69-130	4		20
1,2,3-Trichlorobenzene	95		100		70-130	5		20
1,2,4-Trichlorobenzene	93		100		70-130	7		20
1,3,5-Trimethylbenzene	92		97		64-130	5		20
1,3,5-Trichlorobenzene	98		100		70-130	2		20
1,2,4-Trimethylbenzene	92		97		70-130	5		20
Ethyl ether	88		88		59-134	0		20
Isopropyl Ether	100		100		70-130	0		20
Tert-Butyl Alcohol	90		100		70-130	11		20

Lab Control Sample Analysis
Batch Quality Control

Project Name: TROY MILLS LANDFILL SUPERFUND
Project Number: 04.0190987.09

Lab Number: L2017767
Report Date: 05/06/20

Parameter	LCS %Recovery	Qual	LCSD %Recovery	Qual	%Recovery Limits	RPD	Qual	RPD Limits
Volatile Organics by GC/MS - Westborough Lab Associated sample(s): 02-03,05 Batch: WG1366964-3 WG1366964-4								
Ethyl-Tert-Butyl-Ether	86		90		70-130	5		20
Tertiary-Amyl Methyl Ether	91		96		66-130	5		20
1,4-Dioxane	64		90		56-162	**34**	Q	20

Surrogate	LCS %Recovery	Qual	LCSD %Recovery	Qual	Acceptance Criteria
1,2-Dichloroethane-d4	86		87		70-130
Toluene-d8	93		93		70-130
4-Bromofluorobenzene	80		81		70-130
Dibromofluoromethane	113		112		70-130

SEMIVOLATILES

Project Name: TROY MILLS LANDFILL SUPERFUND **Lab Number:** L2017767

Project Number: 04.0190987.09 **Report Date:** 05/06/20

SAMPLE RESULTS

Lab ID: L2017767-02
Client ID: TRY_MW-102
Sample Location: TROY, NH

Date Collected: 04/27/20 12:15
Date Received: 04/29/20
Field Prep: Not Specified

Sample Depth:
Matrix: Water
Analytical Method: 1,8270D
Analytical Date: 05/03/20 15:43
Analyst: EK

Extraction Method: EPA 3510C
Extraction Date: 05/01/20 15:41

Parameter	Result	Qualifier	Units	RL	MDL	Dilution Factor
Semivolatile Organics by GC/MS - Westborough Lab						
Benzidine	ND		ug/l	20	--	1
1,2,4-Trichlorobenzene	ND		ug/l	5.0	--	1
Bis(2-chloroethyl)ether	ND		ug/l	2.0	--	1
1,2-Dichlorobenzene	ND		ug/l	2.0	--	1
1,3-Dichlorobenzene	ND		ug/l	2.0	--	1
1,4-Dichlorobenzene	ND		ug/l	2.0	--	1
3,3'-Dichlorobenzidine	ND		ug/l	5.0	--	1
2,4-Dinitrotoluene	ND		ug/l	5.0	--	1
2,6-Dinitrotoluene	ND		ug/l	5.0	--	1
Azobenzene	ND		ug/l	2.0	--	1
4-Chlorophenyl phenyl ether	ND		ug/l	2.0	--	1
4-Bromophenyl phenyl ether	ND		ug/l	2.0	--	1
Bis(2-chloroisopropyl)ether	ND		ug/l	2.0	--	1
Bis(2-chloroethoxy)methane	ND		ug/l	5.0	--	1
Hexachlorocyclopentadiene	ND		ug/l	20	--	1
Isophorone	ND		ug/l	5.0	--	1
Nitrobenzene	ND		ug/l	2.0	--	1
NDPA/DPA	ND		ug/l	2.0	--	1
n-Nitrosodi-n-propylamine	ND		ug/l	5.0	--	1
Bis(2-ethylhexyl)phthalate	ND		ug/l	3.0	--	1
Butyl benzyl phthalate	ND		ug/l	5.0	--	1
Di-n-butylphthalate	ND		ug/l	5.0	--	1
Di-n-octylphthalate	ND		ug/l	5.0	--	1
Diethyl phthalate	ND		ug/l	5.0	--	1
Dimethyl phthalate	ND		ug/l	5.0	--	1
Biphenyl	ND		ug/l	2.0	--	1
Aniline	ND		ug/l	2.0	--	1
4-Chloroaniline	ND		ug/l	5.0	--	1

Project Name: TROY MILLS LANDFILL SUPERFUND **Lab Number:** L2017767

Project Number: 04.0190987.09 **Report Date:** 05/06/20

SAMPLE RESULTS

Lab ID: L2017767-02 Date Collected: 04/27/20 12:15

Client ID: TRY_MW-102 Date Received: 04/29/20

Sample Location: TROY, NH Field Prep: Not Specified

Sample Depth:

Parameter	Result	Qualifier	Units	RL	MDL	Dilution Factor
Semivolatile Organics by GC/MS - Westborough Lab						
2-Nitroaniline	ND		ug/l	5.0	--	1
3-Nitroaniline	ND		ug/l	5.0	--	1
4-Nitroaniline	ND		ug/l	5.0	--	1
Dibenzofuran	ND		ug/l	2.0	--	1
n-Nitrosodimethylamine	ND		ug/l	2.0	--	1
2,4,6-Trichlorophenol	ND		ug/l	5.0	--	1
p-Chloro-m-cresol	ND		ug/l	2.0	--	1
2-Chlorophenol	ND		ug/l	2.0	--	1
2,4-Dichlorophenol	ND		ug/l	5.0	--	1
2,4-Dimethylphenol	ND		ug/l	5.0	--	1
2-Nitrophenol	ND		ug/l	10	--	1
4-Nitrophenol	ND		ug/l	10	--	1
2,4-Dinitrophenol	ND		ug/l	20	--	1
4,6-Dinitro-o-cresol	ND		ug/l	10	--	1
Phenol	ND		ug/l	5.0	--	1
2-Methylphenol	ND		ug/l	5.0	--	1
3-Methylphenol/4-Methylphenol	ND		ug/l	5.0	--	1
2,4,5-Trichlorophenol	ND		ug/l	5.0	--	1
Benzoic Acid	ND		ug/l	50	--	1
Benzyl Alcohol	ND		ug/l	2.0	--	1
Carbazole	ND		ug/l	2.0	--	1
Pyridine	ND		ug/l	3.5	--	1

Surrogate	% Recovery	Qualifier	Acceptance Criteria
2-Fluorophenol	40		21-120
Phenol-d6	42		10-120
Nitrobenzene-d5	67		23-120
2-Fluorobiphenyl	65		15-120
2,4,6-Tribromophenol	45		10-120
4-Terphenyl-d14	85		41-149

Project Name: TROY MILLS LANDFILL SUPERFUND **Lab Number:** L2017767

Project Number: 04.0190987.09 **Report Date:** 05/06/20

SAMPLE RESULTS

Lab ID: L2017767-02
Client ID: TRY_MW-102
Sample Location: TROY, NH

Date Collected: 04/27/20 12:15
Date Received: 04/29/20
Field Prep: Not Specified

Sample Depth:
Matrix: Water
Analytical Method: 1,8270D-SIM
Analytical Date: 05/03/20 14:01
Analyst: DV

Extraction Method: EPA 3510C
Extraction Date: 05/01/20 15:43

Parameter	Result	Qualifier	Units	RL	MDL	Dilution Factor
Semivolatile Organics by GC/MS-SIM - Westborough Lab						
Acenaphthene	ND		ug/l	0.10	--	1
2-Chloronaphthalene	ND		ug/l	0.20	--	1
Fluoranthene	0.30		ug/l	0.10	--	1
Hexachlorobutadiene	ND		ug/l	0.50	--	1
Naphthalene	ND		ug/l	0.10	--	1
Benzo(a)anthracene	0.10		ug/l	0.10	--	1
Benzo(a)pyrene	ND		ug/l	0.10	--	1
Benzo(b)fluoranthene	ND		ug/l	0.10	--	1
Benzo(k)fluoranthene	ND		ug/l	0.10	--	1
Chrysene	ND		ug/l	0.10	--	1
Acenaphthylene	ND		ug/l	0.10	--	1
Anthracene	ND		ug/l	0.10	--	1
Benzo(ghi)perylene	ND		ug/l	0.10	--	1
Fluorene	ND		ug/l	0.10	--	1
Phenanthrene	0.24		ug/l	0.10	--	1
Dibenzo(a,h)anthracene	ND		ug/l	0.10	--	1
Indeno(1,2,3-cd)pyrene	ND		ug/l	0.10	--	1
Pyrene	0.21		ug/l	0.10	--	1
1-Methylnaphthalene	ND		ug/l	0.10	--	1
2-Methylnaphthalene	ND		ug/l	0.10	--	1
Pentachlorophenol	ND		ug/l	0.80	--	1
Hexachlorobenzene	ND		ug/l	0.80	--	1
Hexachloroethane	ND		ug/l	0.80	--	1

Project Name: TROY MILLS LANDFILL SUPERFUND **Lab Number:** L2017767

Project Number: 04.0190987.09 **Report Date:** 05/06/20

SAMPLE RESULTS

Lab ID: L2017767-02 Date Collected: 04/27/20 12:15

Client ID: TRY_MW-102 Date Received: 04/29/20

Sample Location: TROY, NH Field Prep: Not Specified

Sample Depth:

Parameter	Result	Qualifier	Units	RL	MDL	Dilution Factor
Semivolatile Organics by GC/MS-SIM - Westborough Lab						

Surrogate	% Recovery	Qualifier	Acceptance Criteria
2-Fluorophenol	42		21-120
Phenol-d6	43		10-120
Nitrobenzene-d5	67		23-120
2-Fluorobiphenyl	65		15-120
2,4,6-Tribromophenol	69		10-120
4-Terphenyl-d14	100		41-149

Project Name: TROY MILLS LANDFILL SUPERFUND
Lab Number: L2017767
Project Number: 04.0190987.09
Report Date: 05/06/20

SAMPLE RESULTS

Lab ID: L2017767-02
Client ID: TRY_MW-102
Sample Location: TROY, NH

Date Collected: 04/27/20 12:15
Date Received: 04/29/20
Field Prep: Not Specified

Sample Depth:
Matrix: Water
Analytical Method: 1,8270D-SIM
Analytical Date: 05/04/20 17:19
Analyst: PS

Extraction Method: EPA 3510C
Extraction Date: 05/03/20 08:20

Parameter	Result	Qualifier	Units	RL	MDL	Dilution Factor
1,4 Dioxane by 8270D-SIM - Mansfield Lab						
1,4-Dioxane	ND		ug/l	0.144	--	1

Surrogate	% Recovery	Qualifier	Acceptance Criteria
1,4-Dioxane-d8	47		15-110

Project Name: TROY MILLS LANDFILL SUPERFUND **Lab Number:** L2017767

Project Number: 04.0190987.09 **Report Date:** 05/06/20

SAMPLE RESULTS

Lab ID: L2017767-03
Client ID: TRY_MW-A28
Sample Location: TROY, NH

Date Collected: 04/27/20 10:20
Date Received: 04/29/20
Field Prep: Not Specified

Sample Depth:
Matrix: Water
Analytical Method: 1,8270D
Analytical Date: 05/03/20 16:06
Analyst: EK

Extraction Method: EPA 3510C
Extraction Date: 05/01/20 15:41

Parameter	Result	Qualifier	Units	RL	MDL	Dilution Factor
Semivolatile Organics by GC/MS - Westborough Lab						
Benzidine	ND		ug/l	20	--	1
1,2,4-Trichlorobenzene	ND		ug/l	5.0	--	1
Bis(2-chloroethyl)ether	ND		ug/l	2.0	--	1
1,2-Dichlorobenzene	ND		ug/l	2.0	--	1
1,3-Dichlorobenzene	ND		ug/l	2.0	--	1
1,4-Dichlorobenzene	ND		ug/l	2.0	--	1
3,3'-Dichlorobenzidine	ND		ug/l	5.0	--	1
2,4-Dinitrotoluene	ND		ug/l	5.0	--	1
2,6-Dinitrotoluene	ND		ug/l	5.0	--	1
Azobenzene	ND		ug/l	2.0	--	1
4-Chlorophenyl phenyl ether	ND		ug/l	2.0	--	1
4-Bromophenyl phenyl ether	ND		ug/l	2.0	--	1
Bis(2-chloroisopropyl)ether	ND		ug/l	2.0	--	1
Bis(2-chloroethoxy)methane	ND		ug/l	5.0	--	1
Hexachlorocyclopentadiene	ND		ug/l	20	--	1
Isophorone	ND		ug/l	5.0	--	1
Nitrobenzene	ND		ug/l	2.0	--	1
NDPA/DPA	ND		ug/l	2.0	--	1
n-Nitrosodi-n-propylamine	ND		ug/l	5.0	--	1
Bis(2-ethylhexyl)phthalate	53.		ug/l	3.0	--	1
Butyl benzyl phthalate	ND		ug/l	5.0	--	1
Di-n-butylphthalate	ND		ug/l	5.0	--	1
Di-n-octylphthalate	ND		ug/l	5.0	--	1
Diethyl phthalate	ND		ug/l	5.0	--	1
Dimethyl phthalate	ND		ug/l	5.0	--	1
Biphenyl	ND		ug/l	2.0	--	1
Aniline	ND		ug/l	2.0	--	1
4-Chloroaniline	ND		ug/l	5.0	--	1

Project Name: TROY MILLS LANDFILL SUPERFUND **Lab Number:** L2017767

Project Number: 04.0190987.09 **Report Date:** 05/06/20

SAMPLE RESULTS

Lab ID: L2017767-03 Date Collected: 04/27/20 10:20

Client ID: TRY_MW-A28 Date Received: 04/29/20

Sample Location: TROY, NH Field Prep: Not Specified

Sample Depth:

Parameter	Result	Qualifier	Units	RL	MDL	Dilution Factor
Semivolatile Organics by GC/MS - Westborough Lab						
2-Nitroaniline	ND		ug/l	5.0	--	1
3-Nitroaniline	ND		ug/l	5.0	--	1
4-Nitroaniline	ND		ug/l	5.0	--	1
Dibenzofuran	ND		ug/l	2.0	--	1
n-Nitrosodimethylamine	ND		ug/l	2.0	--	1
2,4,6-Trichlorophenol	ND		ug/l	5.0	--	1
p-Chloro-m-cresol	ND		ug/l	2.0	--	1
2-Chlorophenol	ND		ug/l	2.0	--	1
2,4-Dichlorophenol	ND		ug/l	5.0	--	1
2,4-Dimethylphenol	ND		ug/l	5.0	--	1
2-Nitrophenol	ND		ug/l	10	--	1
4-Nitrophenol	ND		ug/l	10	--	1
2,4-Dinitrophenol	ND		ug/l	20	--	1
4,6-Dinitro-o-cresol	ND		ug/l	10	--	1
Phenol	ND		ug/l	5.0	--	1
2-Methylphenol	ND		ug/l	5.0	--	1
3-Methylphenol/4-Methylphenol	ND		ug/l	5.0	--	1
2,4,5-Trichlorophenol	ND		ug/l	5.0	--	1
Benzoic Acid	ND		ug/l	50	--	1
Benzyl Alcohol	ND		ug/l	2.0	--	1
Carbazole	ND		ug/l	2.0	--	1
Pyridine	ND		ug/l	3.5	--	1

Surrogate	% Recovery	Qualifier	Acceptance Criteria
2-Fluorophenol	58		21-120
Phenol-d6	51		10-120
Nitrobenzene-d5	81		23-120
2-Fluorobiphenyl	70		15-120
2,4,6-Tribromophenol	57		10-120
4-Terphenyl-d14	92		41-149

Project Name: TROY MILLS LANDFILL SUPERFUND **Lab Number:** L2017767

Project Number: 04.0190987.09 **Report Date:** 05/06/20

SAMPLE RESULTS

Lab ID: L2017767-03
Client ID: TRY_MW-A28
Sample Location: TROY, NH

Date Collected: 04/27/20 10:20
Date Received: 04/29/20
Field Prep: Not Specified

Sample Depth:
Matrix: Water
Analytical Method: 1,8270D-SIM
Analytical Date: 05/03/20 14:17
Analyst: DV

Extraction Method: EPA 3510C
Extraction Date: 05/01/20 15:43

Parameter	Result	Qualifier	Units	RL	MDL	Dilution Factor
Semivolatile Organics by GC/MS-SIM - Westborough Lab						
Acenaphthene	ND		ug/l	0.10	--	1
2-Chloronaphthalene	ND		ug/l	0.20	--	1
Fluoranthene	ND		ug/l	0.10	--	1
Hexachlorobutadiene	ND		ug/l	0.50	--	1
Naphthalene	0.28		ug/l	0.10	--	1
Benzo(a)anthracene	ND		ug/l	0.10	--	1
Benzo(a)pyrene	ND		ug/l	0.10	--	1
Benzo(b)fluoranthene	ND		ug/l	0.10	--	1
Benzo(k)fluoranthene	ND		ug/l	0.10	--	1
Chrysene	ND		ug/l	0.10	--	1
Acenaphthylene	ND		ug/l	0.10	--	1
Anthracene	ND		ug/l	0.10	--	1
Benzo(ghi)perylene	ND		ug/l	0.10	--	1
Fluorene	ND		ug/l	0.10	--	1
Phenanthrene	ND		ug/l	0.10	--	1
Dibenzo(a,h)anthracene	ND		ug/l	0.10	--	1
Indeno(1,2,3-cd)pyrene	ND		ug/l	0.10	--	1
Pyrene	ND		ug/l	0.10	--	1
1-Methylnaphthalene	ND		ug/l	0.10	--	1
2-Methylnaphthalene	ND		ug/l	0.10	--	1
Pentachlorophenol	ND		ug/l	0.80	--	1
Hexachlorobenzene	ND		ug/l	0.80	--	1
Hexachloroethane	ND		ug/l	0.80	--	1

Project Name: TROY MILLS LANDFILL SUPERFUND **Lab Number:** L2017767

Project Number: 04.0190987.09 **Report Date:** 05/06/20

SAMPLE RESULTS

Lab ID: L2017767-03 Date Collected: 04/27/20 10:20

Client ID: TRY_MW-A28 Date Received: 04/29/20

Sample Location: TROY, NH Field Prep: Not Specified

Sample Depth:

Parameter	Result	Qualifier	Units	RL	MDL	Dilution Factor

Semivolatile Organics by GC/MS-SIM - Westborough Lab

Surrogate	% Recovery	Qualifier	Acceptance Criteria
2-Fluorophenol	57		21-120
Phenol-d6	51		10-120
Nitrobenzene-d5	78		23-120
2-Fluorobiphenyl	73		15-120
2,4,6-Tribromophenol	92		10-120
4-Terphenyl-d14	109		41-149

Project Name: TROY MILLS LANDFILL SUPERFUND
Lab Number: L2017767
Project Number: 04.0190987.09
Report Date: 05/06/20

SAMPLE RESULTS

Lab ID: L2017767-03
Client ID: TRY_MW-A28
Sample Location: TROY, NH

Date Collected: 04/27/20 10:20
Date Received: 04/29/20
Field Prep: Not Specified

Sample Depth:
Matrix: Water
Analytical Method: 1,8270D-SIM
Analytical Date: 05/04/20 17:48
Analyst: PS

Extraction Method: EPA 3510C
Extraction Date: 05/03/20 08:20

Parameter	Result	Qualifier	Units	RL	MDL	Dilution Factor
1,4 Dioxane by 8270D-SIM - Mansfield Lab						
1,4-Dioxane	ND		ug/l	0.139	--	1

Surrogate	% Recovery	Qualifier	Acceptance Criteria
1,4-Dioxane-d8	51		15-110

Project Name: TROY MILLS LANDFILL SUPERFUND **Lab Number:** L2017767

Project Number: 04.0190987.09 **Report Date:** 05/06/20

SAMPLE RESULTS

Lab ID: L2017767-04
Client ID: TRY_MW-A28 DUP
Sample Location: TROY, NH

Date Collected: 04/27/20 10:20
Date Received: 04/29/20
Field Prep: Not Specified

Sample Depth:
Matrix: Water
Analytical Method: 1,8270D
Analytical Date: 05/03/20 16:29
Analyst: EK

Extraction Method: EPA 3510C
Extraction Date: 05/01/20 15:41

Parameter	Result	Qualifier	Units	RL	MDL	Dilution Factor
Semivolatile Organics by GC/MS - Westborough Lab						
Benzidine	ND		ug/l	20	--	1
1,2,4-Trichlorobenzene	ND		ug/l	5.0	--	1
Bis(2-chloroethyl)ether	ND		ug/l	2.0	--	1
1,2-Dichlorobenzene	ND		ug/l	2.0	--	1
1,3-Dichlorobenzene	ND		ug/l	2.0	--	1
1,4-Dichlorobenzene	ND		ug/l	2.0	--	1
3,3'-Dichlorobenzidine	ND		ug/l	5.0	--	1
2,4-Dinitrotoluene	ND		ug/l	5.0	--	1
2,6-Dinitrotoluene	ND		ug/l	5.0	--	1
Azobenzene	ND		ug/l	2.0	--	1
4-Chlorophenyl phenyl ether	ND		ug/l	2.0	--	1
4-Bromophenyl phenyl ether	ND		ug/l	2.0	--	1
Bis(2-chloroisopropyl)ether	ND		ug/l	2.0	--	1
Bis(2-chloroethoxy)methane	ND		ug/l	5.0	--	1
Hexachlorocyclopentadiene	ND		ug/l	20	--	1
Isophorone	ND		ug/l	5.0	--	1
Nitrobenzene	ND		ug/l	2.0	--	1
NDPA/DPA	ND		ug/l	2.0	--	1
n-Nitrosodi-n-propylamine	ND		ug/l	5.0	--	1
Bis(2-ethylhexyl)phthalate	100		ug/l	3.0	--	1
Butyl benzyl phthalate	ND		ug/l	5.0	--	1
Di-n-butylphthalate	ND		ug/l	5.0	--	1
Di-n-octylphthalate	ND		ug/l	5.0	--	1
Diethyl phthalate	ND		ug/l	5.0	--	1
Dimethyl phthalate	ND		ug/l	5.0	--	1
Biphenyl	ND		ug/l	2.0	--	1
Aniline	ND		ug/l	2.0	--	1
4-Chloroaniline	ND		ug/l	5.0	--	1

Project Name: TROY MILLS LANDFILL SUPERFUND **Lab Number:** L2017767

Project Number: 04.0190987.09 **Report Date:** 05/06/20

SAMPLE RESULTS

Lab ID: L2017767-04 Date Collected: 04/27/20 10:20

Client ID: TRY_MW-A28 DUP Date Received: 04/29/20

Sample Location: TROY, NH Field Prep: Not Specified

Sample Depth:

Parameter	Result	Qualifier	Units	RL	MDL	Dilution Factor
Semivolatile Organics by GC/MS - Westborough Lab						
2-Nitroaniline	ND		ug/l	5.0	--	1
3-Nitroaniline	ND		ug/l	5.0	--	1
4-Nitroaniline	ND		ug/l	5.0	--	1
Dibenzofuran	ND		ug/l	2.0	--	1
n-Nitrosodimethylamine	ND		ug/l	2.0	--	1
2,4,6-Trichlorophenol	ND		ug/l	5.0	--	1
p-Chloro-m-cresol	ND		ug/l	2.0	--	1
2-Chlorophenol	ND		ug/l	2.0	--	1
2,4-Dichlorophenol	ND		ug/l	5.0	--	1
2,4-Dimethylphenol	ND		ug/l	5.0	--	1
2-Nitrophenol	ND		ug/l	10	--	1
4-Nitrophenol	ND		ug/l	10	--	1
2,4-Dinitrophenol	ND		ug/l	20	--	1
4,6-Dinitro-o-cresol	ND		ug/l	10	--	1
Phenol	ND		ug/l	5.0	--	1
2-Methylphenol	ND		ug/l	5.0	--	1
3-Methylphenol/4-Methylphenol	ND		ug/l	5.0	--	1
2,4,5-Trichlorophenol	ND		ug/l	5.0	--	1
Benzoic Acid	ND		ug/l	50	--	1
Benzyl Alcohol	ND		ug/l	2.0	--	1
Carbazole	ND		ug/l	2.0	--	1
Pyridine	ND		ug/l	3.5	--	1

Surrogate	% Recovery	Qualifier	Acceptance Criteria
2-Fluorophenol	44		21-120
Phenol-d6	42		10-120
Nitrobenzene-d5	60		23-120
2-Fluorobiphenyl	62		15-120
2,4,6-Tribromophenol	52		10-120
4-Terphenyl-d14	89		41-149

Project Name: TROY MILLS LANDFILL SUPERFUND **Lab Number:** L2017767

Project Number: 04.0190987.09 **Report Date:** 05/06/20

SAMPLE RESULTS

Lab ID: L2017767-04
Client ID: TRY_MW-A28 DUP
Sample Location: TROY, NH

Date Collected: 04/27/20 10:20
Date Received: 04/29/20
Field Prep: Not Specified

Sample Depth:
Matrix: Water
Analytical Method: 1,8270D-SIM
Analytical Date: 05/03/20 14:34
Analyst: DV

Extraction Method: EPA 3510C
Extraction Date: 05/01/20 15:43

Parameter	Result	Qualifier	Units	RL	MDL	Dilution Factor
Semivolatile Organics by GC/MS-SIM - Westborough Lab						
Acenaphthene	ND		ug/l	0.10	--	1
2-Chloronaphthalene	ND		ug/l	0.20	--	1
Fluoranthene	ND		ug/l	0.10	--	1
Hexachlorobutadiene	ND		ug/l	0.50	--	1
Naphthalene	0.16		ug/l	0.10	--	1
Benzo(a)anthracene	ND		ug/l	0.10	--	1
Benzo(a)pyrene	ND		ug/l	0.10	--	1
Benzo(b)fluoranthene	ND		ug/l	0.10	--	1
Benzo(k)fluoranthene	ND		ug/l	0.10	--	1
Chrysene	ND		ug/l	0.10	--	1
Acenaphthylene	ND		ug/l	0.10	--	1
Anthracene	ND		ug/l	0.10	--	1
Benzo(ghi)perylene	ND		ug/l	0.10	--	1
Fluorene	ND		ug/l	0.10	--	1
Phenanthrene	ND		ug/l	0.10	--	1
Dibenzo(a,h)anthracene	ND		ug/l	0.10	--	1
Indeno(1,2,3-cd)pyrene	ND		ug/l	0.10	--	1
Pyrene	ND		ug/l	0.10	--	1
1-Methylnaphthalene	ND		ug/l	0.10	--	1
2-Methylnaphthalene	ND		ug/l	0.10	--	1
Pentachlorophenol	ND		ug/l	0.80	--	1
Hexachlorobenzene	ND		ug/l	0.80	--	1
Hexachloroethane	ND		ug/l	0.80	--	1

Project Name: TROY MILLS LANDFILL SUPERFUND **Lab Number:** L2017767

Project Number: 04.0190987.09 **Report Date:** 05/06/20

SAMPLE RESULTS

Lab ID: L2017767-04 Date Collected: 04/27/20 10:20

Client ID: TRY_MW-A28 DUP Date Received: 04/29/20

Sample Location: TROY, NH Field Prep: Not Specified

Sample Depth:

Parameter	Result	Qualifier	Units	RL	MDL	Dilution Factor

Semivolatile Organics by GC/MS-SIM - Westborough Lab

Surrogate	% Recovery	Qualifier	Acceptance Criteria
2-Fluorophenol	45		21-120
Phenol-d6	44		10-120
Nitrobenzene-d5	64		23-120
2-Fluorobiphenyl	64		15-120
2,4,6-Tribromophenol	89		10-120
4-Terphenyl-d14	109		41-149

Project Name: TROY MILLS LANDFILL SUPERFUND **Lab Number:** L2017767

Project Number: 04.0190987.09 **Report Date:** 05/06/20

SAMPLE RESULTS

Lab ID: L2017767-05
Client ID: TRY_MW-201SX
Sample Location: TROY, NH

Date Collected: 04/28/20 10:45
Date Received: 04/29/20
Field Prep: Not Specified

Sample Depth:
Matrix: Water
Analytical Method: 1,8270D
Analytical Date: 05/03/20 16:53
Analyst: EK

Extraction Method: EPA 3510C
Extraction Date: 05/01/20 15:41

Parameter	Result	Qualifier	Units	RL	MDL	Dilution Factor
Semivolatile Organics by GC/MS - Westborough Lab						
Benzidine	ND		ug/l	20	--	1
1,2,4-Trichlorobenzene	ND		ug/l	5.0	--	1
Bis(2-chloroethyl)ether	ND		ug/l	2.0	--	1
1,2-Dichlorobenzene	ND		ug/l	2.0	--	1
1,3-Dichlorobenzene	ND		ug/l	2.0	--	1
1,4-Dichlorobenzene	ND		ug/l	2.0	--	1
3,3'-Dichlorobenzidine	ND		ug/l	5.0	--	1
2,4-Dinitrotoluene	ND		ug/l	5.0	--	1
2,6-Dinitrotoluene	ND		ug/l	5.0	--	1
Azobenzene	ND		ug/l	2.0	--	1
4-Chlorophenyl phenyl ether	ND		ug/l	2.0	--	1
4-Bromophenyl phenyl ether	ND		ug/l	2.0	--	1
Bis(2-chloroisopropyl)ether	ND		ug/l	2.0	--	1
Bis(2-chloroethoxy)methane	ND		ug/l	5.0	--	1
Hexachlorocyclopentadiene	ND		ug/l	20	--	1
Isophorone	ND		ug/l	5.0	--	1
Nitrobenzene	ND		ug/l	2.0	--	1
NDPA/DPA	ND		ug/l	2.0	--	1
n-Nitrosodi-n-propylamine	ND		ug/l	5.0	--	1
Bis(2-ethylhexyl)phthalate	ND		ug/l	3.0	--	1
Butyl benzyl phthalate	ND		ug/l	5.0	--	1
Di-n-butylphthalate	ND		ug/l	5.0	--	1
Di-n-octylphthalate	ND		ug/l	5.0	--	1
Diethyl phthalate	ND		ug/l	5.0	--	1
Dimethyl phthalate	ND		ug/l	5.0	--	1
Biphenyl	ND		ug/l	2.0	--	1
Aniline	ND		ug/l	2.0	--	1
4-Chloroaniline	ND		ug/l	5.0	--	1

Project Name: TROY MILLS LANDFILL SUPERFUND **Lab Number:** L2017767

Project Number: 04.0190987.09 **Report Date:** 05/06/20

SAMPLE RESULTS

Lab ID: L2017767-05 Date Collected: 04/28/20 10:45

Client ID: TRY_MW-201SX Date Received: 04/29/20

Sample Location: TROY, NH Field Prep: Not Specified

Sample Depth:

Parameter	Result	Qualifier	Units	RL	MDL	Dilution Factor
Semivolatile Organics by GC/MS - Westborough Lab						
2-Nitroaniline	ND		ug/l	5.0	--	1
3-Nitroaniline	ND		ug/l	5.0	--	1
4-Nitroaniline	ND		ug/l	5.0	--	1
Dibenzofuran	ND		ug/l	2.0	--	1
n-Nitrosodimethylamine	ND		ug/l	2.0	--	1
2,4,6-Trichlorophenol	ND		ug/l	5.0	--	1
p-Chloro-m-cresol	ND		ug/l	2.0	--	1
2-Chlorophenol	ND		ug/l	2.0	--	1
2,4-Dichlorophenol	ND		ug/l	5.0	--	1
2,4-Dimethylphenol	ND		ug/l	5.0	--	1
2-Nitrophenol	ND		ug/l	10	--	1
4-Nitrophenol	ND		ug/l	10	--	1
2,4-Dinitrophenol	ND		ug/l	20	--	1
4,6-Dinitro-o-cresol	ND		ug/l	10	--	1
Phenol	ND		ug/l	5.0	--	1
2-Methylphenol	ND		ug/l	5.0	--	1
3-Methylphenol/4-Methylphenol	ND		ug/l	5.0	--	1
2,4,5-Trichlorophenol	ND		ug/l	5.0	--	1
Benzoic Acid	ND		ug/l	50	--	1
Benzyl Alcohol	ND		ug/l	2.0	--	1
Carbazole	ND		ug/l	2.0	--	1
Pyridine	ND		ug/l	3.5	--	1

Surrogate	% Recovery	Qualifier	Acceptance Criteria
2-Fluorophenol	59		21-120
Phenol-d6	52		10-120
Nitrobenzene-d5	73		23-120
2-Fluorobiphenyl	67		15-120
2,4,6-Tribromophenol	68		10-120
4-Terphenyl-d14	89		41-149

Project Name: TROY MILLS LANDFILL SUPERFUND **Lab Number:** L2017767

Project Number: 04.0190987.09 **Report Date:** 05/06/20

SAMPLE RESULTS

Lab ID: L2017767-05
Client ID: TRY_MW-201SX
Sample Location: TROY, NH

Date Collected: 04/28/20 10:45
Date Received: 04/29/20
Field Prep: Not Specified

Sample Depth:
Matrix: Water
Analytical Method: 1,8270D-SIM
Analytical Date: 05/03/20 14:51
Analyst: DV

Extraction Method: EPA 3510C
Extraction Date: 05/01/20 15:43

Parameter	Result	Qualifier	Units	RL	MDL	Dilution Factor
Semivolatile Organics by GC/MS-SIM - Westborough Lab						
Acenaphthene	ND		ug/l	0.10	--	1
2-Chloronaphthalene	ND		ug/l	0.20	--	1
Fluoranthene	ND		ug/l	0.10	--	1
Hexachlorobutadiene	ND		ug/l	0.50	--	1
Naphthalene	0.64		ug/l	0.10	--	1
Benzo(a)anthracene	ND		ug/l	0.10	--	1
Benzo(a)pyrene	ND		ug/l	0.10	--	1
Benzo(b)fluoranthene	ND		ug/l	0.10	--	1
Benzo(k)fluoranthene	ND		ug/l	0.10	--	1
Chrysene	ND		ug/l	0.10	--	1
Acenaphthylene	ND		ug/l	0.10	--	1
Anthracene	ND		ug/l	0.10	--	1
Benzo(ghi)perylene	ND		ug/l	0.10	--	1
Fluorene	ND		ug/l	0.10	--	1
Phenanthrene	ND		ug/l	0.10	--	1
Dibenzo(a,h)anthracene	ND		ug/l	0.10	--	1
Indeno(1,2,3-cd)pyrene	ND		ug/l	0.10	--	1
Pyrene	ND		ug/l	0.10	--	1
1-Methylnaphthalene	ND		ug/l	0.10	--	1
2-Methylnaphthalene	ND		ug/l	0.10	--	1
Pentachlorophenol	ND		ug/l	0.80	--	1
Hexachlorobenzene	ND		ug/l	0.80	--	1
Hexachloroethane	ND		ug/l	0.80	--	1

Project Name: TROY MILLS LANDFILL SUPERFUND **Lab Number:** L2017767

Project Number: 04.0190987.09 **Report Date:** 05/06/20

SAMPLE RESULTS

Lab ID: L2017767-05 Date Collected: 04/28/20 10:45

Client ID: TRY_MW-201SX Date Received: 04/29/20

Sample Location: TROY, NH Field Prep: Not Specified

Sample Depth:

Parameter	Result	Qualifier	Units	RL	MDL	Dilution Factor
Semivolatile Organics by GC/MS-SIM - Westborough Lab						

Surrogate	% Recovery	Qualifier	Acceptance Criteria
2-Fluorophenol	58		21-120
Phenol-d6	53		10-120
Nitrobenzene-d5	73		23-120
2-Fluorobiphenyl	71		15-120
2,4,6-Tribromophenol	100		10-120
4-Terphenyl-d14	105		41-149

Project Name: TROY MILLS LANDFILL SUPERFUND
Lab Number: L2017767
Project Number: 04.0190987.09
Report Date: 05/06/20

SAMPLE RESULTS

Lab ID: L2017767-05
Client ID: TRY_MW-201SX
Sample Location: TROY, NH

Date Collected: 04/28/20 10:45
Date Received: 04/29/20
Field Prep: Not Specified

Sample Depth:
Matrix: Water
Analytical Method: 1,8270D-SIM
Analytical Date: 05/05/20 16:51
Analyst: PS

Extraction Method: EPA 3510C
Extraction Date: 05/03/20 08:20

Parameter	Result	Qualifier	Units	RL	MDL	Dilution Factor
1,4 Dioxane by 8270D-SIM - Mansfield Lab						
1,4-Dioxane	ND		ug/l	0.139	--	1

Surrogate	% Recovery	Qualifier	Acceptance Criteria
1,4-Dioxane-d8	42		15-110

Project Name: TROY MILLS LANDFILL SUPERFUND **Lab Number:** L2017767

Project Number: 04.0190987.09 **Report Date:** 05/06/20

Method Blank Analysis
Batch Quality Control

Analytical Method: 1,8270D
Analytical Date: 05/03/20 11:26
Analyst: EK

Extraction Method: EPA 3510C
Extraction Date: 05/01/20 15:41

Parameter	Result	Qualifier	Units	RL	MDL
Semivolatile Organics by GC/MS - Westborough Lab for sample(s): 02-05 Batch: WG1366521-1					
Acenaphthene	ND		ug/l	2.0	--
Benzidine	ND		ug/l	20	--
1,2,4-Trichlorobenzene	ND		ug/l	5.0	--
Hexachlorobenzene	ND		ug/l	2.0	--
Bis(2-chloroethyl)ether	ND		ug/l	2.0	--
2-Chloronaphthalene	ND		ug/l	2.0	--
1,2-Dichlorobenzene	ND		ug/l	2.0	--
1,3-Dichlorobenzene	ND		ug/l	2.0	--
1,4-Dichlorobenzene	ND		ug/l	2.0	--
3,3'-Dichlorobenzidine	ND		ug/l	5.0	--
2,4-Dinitrotoluene	ND		ug/l	5.0	--
2,6-Dinitrotoluene	ND		ug/l	5.0	--
Azobenzene	ND		ug/l	2.0	--
Fluoranthene	ND		ug/l	2.0	--
4-Chlorophenyl phenyl ether	ND		ug/l	2.0	--
4-Bromophenyl phenyl ether	ND		ug/l	2.0	--
Bis(2-chloroisopropyl)ether	ND		ug/l	2.0	--
Bis(2-chloroethoxy)methane	ND		ug/l	5.0	--
Hexachlorobutadiene	ND		ug/l	2.0	--
Hexachlorocyclopentadiene	ND		ug/l	20	--
Hexachloroethane	ND		ug/l	2.0	--
Isophorone	ND		ug/l	5.0	--
Naphthalene	ND		ug/l	2.0	--
Nitrobenzene	ND		ug/l	2.0	--
NDPA/DPA	ND		ug/l	2.0	--
n-Nitrosodi-n-propylamine	ND		ug/l	5.0	--
Bis(2-ethylhexyl)phthalate	ND		ug/l	3.0	--
Butyl benzyl phthalate	ND		ug/l	5.0	--
Di-n-butylphthalate	ND		ug/l	5.0	--

Project Name: TROY MILLS LANDFILL SUPERFUND **Lab Number:** L2017767

Project Number: 04.0190987.09 **Report Date:** 05/06/20

Method Blank Analysis
Batch Quality Control

Analytical Method: 1,8270D
Analytical Date: 05/03/20 11:26
Analyst: EK

Extraction Method: EPA 3510C
Extraction Date: 05/01/20 15:41

Parameter	Result	Qualifier	Units	RL	MDL
Semivolatile Organics by GC/MS - Westborough Lab for sample(s): 02-05 Batch: WG1366521-1					
Di-n-octylphthalate	ND		ug/l	5.0	--
Diethyl phthalate	ND		ug/l	5.0	--
Dimethyl phthalate	ND		ug/l	5.0	--
Benzo(a)anthracene	ND		ug/l	2.0	--
Benzo(a)pyrene	ND		ug/l	2.0	--
Benzo(b)fluoranthene	ND		ug/l	2.0	--
Benzo(k)fluoranthene	ND		ug/l	2.0	--
Chrysene	ND		ug/l	2.0	--
Acenaphthylene	ND		ug/l	2.0	--
Anthracene	ND		ug/l	2.0	--
Benzo(ghi)perylene	ND		ug/l	2.0	--
Fluorene	ND		ug/l	2.0	--
Phenanthrene	ND		ug/l	2.0	--
Dibenzo(a,h)anthracene	ND		ug/l	2.0	--
Indeno(1,2,3-cd)pyrene	ND		ug/l	2.0	--
Pyrene	ND		ug/l	2.0	--
Biphenyl	ND		ug/l	2.0	--
Aniline	ND		ug/l	2.0	--
4-Chloroaniline	ND		ug/l	5.0	--
1-Methylnaphthalene	ND		ug/l	2.0	--
2-Nitroaniline	ND		ug/l	5.0	--
3-Nitroaniline	ND		ug/l	5.0	--
4-Nitroaniline	ND		ug/l	5.0	--
Dibenzofuran	ND		ug/l	2.0	--
2-Methylnaphthalene	ND		ug/l	2.0	--
n-Nitrosodimethylamine	ND		ug/l	2.0	--
2,4,6-Trichlorophenol	ND		ug/l	5.0	--
p-Chloro-m-cresol	ND		ug/l	2.0	--
2-Chlorophenol	ND		ug/l	2.0	--

Project Name: TROY MILLS LANDFILL SUPERFUND **Lab Number:** L2017767

Project Number: 04.0190987.09 **Report Date:** 05/06/20

Method Blank Analysis
Batch Quality Control

Analytical Method: 1,8270D
Analytical Date: 05/03/20 11:26
Analyst: EK

Extraction Method: EPA 3510C
Extraction Date: 05/01/20 15:41

Parameter	Result	Qualifier	Units	RL	MDL
Semivolatile Organics by GC/MS - Westborough Lab for sample(s): 02-05 Batch: WG1366521-1					
2,4-Dichlorophenol	ND		ug/l	5.0	--
2,4-Dimethylphenol	ND		ug/l	5.0	--
2-Nitrophenol	ND		ug/l	10	--
4-Nitrophenol	ND		ug/l	10	--
2,4-Dinitrophenol	ND		ug/l	20	--
4,6-Dinitro-o-cresol	ND		ug/l	10	--
Pentachlorophenol	ND		ug/l	10	--
Phenol	ND		ug/l	5.0	--
2-Methylphenol	ND		ug/l	5.0	--
3-Methylphenol/4-Methylphenol	ND		ug/l	5.0	--
2,4,5-Trichlorophenol	ND		ug/l	5.0	--
Benzoic Acid	ND		ug/l	50	--
Benzyl Alcohol	ND		ug/l	2.0	--
Carbazole	ND		ug/l	2.0	--
Pyridine	ND		ug/l	3.5	--

Surrogate	%Recovery	Qualifier	Acceptance Criteria
2-Fluorophenol	61		21-120
Phenol-d6	51		10-120
Nitrobenzene-d5	73		23-120
2-Fluorobiphenyl	68		15-120
2,4,6-Tribromophenol	50		10-120
4-Terphenyl-d14	84		41-149

Project Name: TROY MILLS LANDFILL SUPERFUND **Lab Number:** L2017767

Project Number: 04.0190987.09 **Report Date:** 05/06/20

Method Blank Analysis
Batch Quality Control

Analytical Method: 1,8270D-SIM
Analytical Date: 05/05/20 12:08
Analyst: DV

Extraction Method: EPA 3510C
Extraction Date: 05/01/20 15:43

Parameter	Result	Qualifier	Units	RL	MDL
Semivolatile Organics by GC/MS-SIM - Westborough Lab for sample(s): 02-05 Batch: WG1366524-1					
Acenaphthene	ND		ug/l	0.10	--
2-Chloronaphthalene	ND		ug/l	0.20	--
Fluoranthene	ND		ug/l	0.10	--
Hexachlorobutadiene	ND		ug/l	0.50	--
Naphthalene	ND		ug/l	0.10	--
Benzo(a)anthracene	ND		ug/l	0.10	--
Benzo(a)pyrene	ND		ug/l	0.10	--
Benzo(b)fluoranthene	0.16		ug/l	0.10	--
Benzo(k)fluoranthene	ND		ug/l	0.10	--
Chrysene	ND		ug/l	0.10	--
Acenaphthylene	ND		ug/l	0.10	--
Anthracene	ND		ug/l	0.10	--
Benzo(ghi)perylene	0.11		ug/l	0.10	--
Fluorene	ND		ug/l	0.10	--
Phenanthrene	ND		ug/l	0.10	--
Dibenzo(a,h)anthracene	ND		ug/l	0.10	--
Indeno(1,2,3-cd)pyrene	0.12		ug/l	0.10	--
Pyrene	ND		ug/l	0.10	--
1-Methylnaphthalene	ND		ug/l	0.10	--
2-Methylnaphthalene	ND		ug/l	0.10	--
Pentachlorophenol	ND		ug/l	0.80	--
Hexachlorobenzene	ND		ug/l	0.80	--
Hexachloroethane	ND		ug/l	0.80	--

Project Name: TROY MILLS LANDFILL SUPERFUND
Project Number: 04.0190987.09
Lab Number: L2017767
Report Date: 05/06/20

Method Blank Analysis
Batch Quality Control

Analytical Method: 1,8270D-SIM
Analytical Date: 05/05/20 12:08
Analyst: DV

Extraction Method: EPA 3510C
Extraction Date: 05/01/20 15:43

Parameter	Result	Qualifier	Units	RL	MDL
Semivolatile Organics by GC/MS-SIM - Westborough Lab for sample(s): 02-05 Batch: WG1366524-1					

Surrogate	%Recovery	Qualifier	Acceptance Criteria
2-Fluorophenol	64		21-120
Phenol-d6	55		10-120
Nitrobenzene-d5	84		23-120
2-Fluorobiphenyl	79		15-120
2,4,6-Tribromophenol	94		10-120
4-Terphenyl-d14	105		41-149

Project Name: TROY MILLS LANDFILL SUPERFUND
Project Number: 04.0190987.09
Lab Number: L2017767
Report Date: 05/06/20

Method Blank Analysis
Batch Quality Control

Analytical Method: 1,8270D-SIM
Analytical Date: 05/04/20 11:45
Analyst: PS

Extraction Method: EPA 3510C
Extraction Date: 05/03/20 08:20

Parameter	Result	Qualifier	Units	RL	MDL
1,4 Dioxane by 8270D-SIM - Mansfield Lab for sample(s): 02-03,05 Batch: WG1366762-1					
1,4-Dioxane	ND		ug/l	0.150	--

Surrogate	%Recovery	Qualifier	Acceptance Criteria
1,4-Dioxane-d8	46		15-110

Lab Control Sample Analysis

Batch Quality Control

Project Name: TROY MILLS LANDFILL SUPERFUND

Project Number: 04.0190987.09

Lab Number: L2017767

Report Date: 05/06/20

Parameter	LCS %Recovery	Qual	LCSD %Recovery	Qual	%Recovery Limits	RPD	Qual	RPD Limits
Semivolatile Organics by GC/MS - Westborough Lab Associated sample(s): 02-05 Batch: WG1366521-2 WG1366521-3								
Acenaphthene	83		79		37-111	5		30
Benzidine	**0**	Q	**3**	Q	10-75	NC		30
1,2,4-Trichlorobenzene	76		74		39-98	3		30
Hexachlorobenzene	76		70		40-140	8		30
Bis(2-chloroethyl)ether	86		84		40-140	2		30
2-Chloronaphthalene	80		73		40-140	9		30
1,2-Dichlorobenzene	76		76		40-140	0		30
1,3-Dichlorobenzene	73		74		40-140	1		30
1,4-Dichlorobenzene	75		76		36-97	1		30
3,3'-Dichlorobenzidine	59		67		40-140	13		30
2,4-Dinitrotoluene	78		71		48-143	9		30
2,6-Dinitrotoluene	78		67		40-140	15		30
Azobenzene	94		87		40-140	8		30
Fluoranthene	87		85		40-140	2		30
4-Chlorophenyl phenyl ether	78		75		40-140	4		30
4-Bromophenyl phenyl ether	76		73		40-140	4		30
Bis(2-chloroisopropyl)ether	108		105		40-140	3		30
Bis(2-chloroethoxy)methane	87		85		40-140	2		30
Hexachlorobutadiene	71		72		40-140	1		30
Hexachlorocyclopentadiene	61		59		40-140	3		30
Hexachloroethane	82		83		40-140	1		30
Isophorone	89		86		40-140	3		30
Naphthalene	78		75		40-140	4		30

Lab Control Sample Analysis
Batch Quality Control

Project Name: TROY MILLS LANDFILL SUPERFUND
Project Number: 04.0190987.09

Lab Number: L2017767
Report Date: 05/06/20

Parameter	LCS %Recovery	Qual	LCSD %Recovery	Qual	%Recovery Limits	RPD	Qual	RPD Limits
Semivolatile Organics by GC/MS - Westborough Lab Associated sample(s): 02-05 Batch: WG1366521-2 WG1366521-3								
Nitrobenzene	89		89		40-140	0		30
NDPA/DPA	80		75		40-140	6		30
n-Nitrosodi-n-propylamine	96		93		29-132	3		30
Bis(2-ethylhexyl)phthalate	96		95		40-140	1		30
Butyl benzyl phthalate	89		82		40-140	8		30
Di-n-butylphthalate	89		88		40-140	1		30
Di-n-octylphthalate	90		83		40-140	8		30
Diethyl phthalate	86		82		40-140	5		30
Dimethyl phthalate	83		73		40-140	13		30
Benzo(a)anthracene	83		82		40-140	1		30
Benzo(a)pyrene	82		78		40-140	5		30
Benzo(b)fluoranthene	83		79		40-140	5		30
Benzo(k)fluoranthene	88		87		40-140	1		30
Chrysene	89		90		40-140	1		30
Acenaphthylene	79		73		45-123	8		30
Anthracene	88		89		40-140	1		30
Benzo(ghi)perylene	81		82		40-140	1		30
Fluorene	84		79		40-140	6		30
Phenanthrene	85		85		40-140	0		30
Dibenzo(a,h)anthracene	82		81		40-140	1		30
Indeno(1,2,3-cd)pyrene	81		75		40-140	8		30
Pyrene	85		81		26-127	5		30
Biphenyl	76		70		40-140	8		30

Lab Control Sample Analysis
Batch Quality Control

Project Name: TROY MILLS LANDFILL SUPERFUND
Project Number: 04.0190987.09

Lab Number: L2017767
Report Date: 05/06/20

Parameter	LCS %Recovery	Qual	LCSD %Recovery	Qual	%Recovery Limits	RPD	Qual	RPD Limits
Semivolatile Organics by GC/MS - Westborough Lab Associated sample(s): 02-05 Batch: WG1366521-2 WG1366521-3								
Aniline	**26**	Q	45		40-140	**54**	Q	30
4-Chloroaniline	72		74		40-140	3		30
1-Methylnaphthalene	82		77		41-103	6		30
2-Nitroaniline	75		66		52-143	13		30
3-Nitroaniline	71		68		25-145	4		30
4-Nitroaniline	68		62		51-143	9		30
Dibenzofuran	80		78		40-140	3		30
2-Methylnaphthalene	79		74		40-140	7		30
n-Nitrosodimethylamine	64		67		22-74	5		30
2,4,6-Trichlorophenol	74		66		30-130	11		30
p-Chloro-m-cresol	85		76		23-97	11		30
2-Chlorophenol	79		77		27-123	3		30
2,4-Dichlorophenol	80		77		30-130	4		30
2,4-Dimethylphenol	31		47		30-130	**41**	Q	30
2-Nitrophenol	76		75		30-130	1		30
4-Nitrophenol	**86**	Q	74		10-80	15		30
2,4-Dinitrophenol	80		69		20-130	15		30
4,6-Dinitro-o-cresol	81		73		20-164	10		30
Pentachlorophenol	59		50		9-103	17		30
Phenol	61		57		12-110	7		30
2-Methylphenol	73		74		30-130	1		30
3-Methylphenol/4-Methylphenol	83		82		30-130	1		30
2,4,5-Trichlorophenol	78		70		30-130	11		30

Lab Control Sample Analysis

Batch Quality Control

Project Name: TROY MILLS LANDFILL SUPERFUND

Project Number: 04.0190987.09

Lab Number: L2017767

Report Date: 05/06/20

Parameter	LCS %Recovery	Qual	LCSD %Recovery	Qual	%Recovery Limits	RPD	Qual	RPD Limits
Semivolatile Organics by GC/MS - Westborough Lab Associated sample(s): 02-05 Batch: WG1366521-2 WG1366521-3								
Benzoic Acid	75		70		10-164	7		30
Benzyl Alcohol	81		78		26-116	4		30
Carbazole	88		86		55-144	2		30
Pyridine	18		33		10-66	**59**	Q	30

Surrogate	LCS %Recovery	Qual	LCSD %Recovery	Qual	Acceptance Criteria
2-Fluorophenol	69		68		21-120
Phenol-d6	62		58		10-120
Nitrobenzene-d5	83		82		23-120
2-Fluorobiphenyl	72		66		15-120
2,4,6-Tribromophenol	69		62		10-120
4-Terphenyl-d14	83		79		41-149

Lab Control Sample Analysis
Batch Quality Control

Project Name: TROY MILLS LANDFILL SUPERFUND
Project Number: 04.0190987.09

Lab Number: L2017767
Report Date: 05/06/20

Parameter	LCS %Recovery	Qual	LCSD %Recovery	Qual	%Recovery Limits	RPD	Qual	RPD Limits
Semivolatile Organics by GC/MS-SIM - Westborough Lab Associated sample(s): 02-05 Batch: WG1366524-2 WG1366524-3								
Acenaphthene	72		66		40-140	9		40
2-Chloronaphthalene	68		62		40-140	9		40
Fluoranthene	80		75		40-140	6		40
Hexachlorobutadiene	67		59		40-140	13		40
Naphthalene	67		60		40-140	11		40
Benzo(a)anthracene	80		79		40-140	1		40
Benzo(a)pyrene	85		79		40-140	7		40
Benzo(b)fluoranthene	87		82		40-140	6		40
Benzo(k)fluoranthene	82		71		40-140	14		40
Chrysene	80		73		40-140	9		40
Acenaphthylene	67		61		40-140	9		40
Anthracene	76		72		40-140	5		40
Benzo(ghi)perylene	83		76		40-140	9		40
Fluorene	74		69		40-140	7		40
Phenanthrene	75		71		40-140	5		40
Dibenzo(a,h)anthracene	88		81		40-140	8		40
Indeno(1,2,3-cd)pyrene	96		87		40-140	10		40
Pyrene	78		74		40-140	5		40
1-Methylnaphthalene	69		62		40-140	11		40
2-Methylnaphthalene	69		61		40-140	12		40
Pentachlorophenol	71		66		40-140	7		40
Hexachlorobenzene	81		78		40-140	4		40
Hexachloroethane	68		59		40-140	14		40

Lab Control Sample Analysis

Batch Quality Control

Project Name: TROY MILLS LANDFILL SUPERFUND

Project Number: 04.0190987.09

Lab Number: L2017767

Report Date: 05/06/20

Parameter	LCS %Recovery	Qual	LCSD %Recovery	Qual	%Recovery Limits	RPD	Qual	RPD Limits

Semivolatile Organics by GC/MS-SIM - Westborough Lab Associated sample(s): 02-05 Batch: WG1366524-2 WG1366524-3

Surrogate	LCS %Recovery	Qual	LCSD %Recovery	Qual	Acceptance Criteria
2-Fluorophenol	65		56		21-120
Phenol-d6	55		49		10-120
Nitrobenzene-d5	76		68		23-120
2-Fluorobiphenyl	70		62		15-120
2,4,6-Tribromophenol	86		75		10-120
4-Terphenyl-d14	89		84		41-149

Lab Control Sample Analysis

Batch Quality Control

Project Name: TROY MILLS LANDFILL SUPERFUND

Project Number: 04.0190987.09

Lab Number: L2017767

Report Date: 05/06/20

Parameter	LCS %Recovery	Qual	LCSD %Recovery	Qual	%Recovery Limits	RPD	Qual	RPD Limits
1,4 Dioxane by 8270D-SIM - Mansfield Lab	Associated sample(s): 02-03,05		Batch: WG1366762-2		WG1366762-3			
1,4-Dioxane	115		116		40-140	1		30

Surrogate	LCS %Recovery	Qual	LCSD %Recovery	Qual	Acceptance Criteria
1,4-Dioxane-d8	46		49		15-110

METALS

Project Name: TROY MILLS LANDFILL SUPERFUND
Lab Number: L2017767
Project Number: 04.0190987.09
Report Date: 05/06/20

SAMPLE RESULTS

Lab ID: L2017767-02
Client ID: TRY_MW-102
Sample Location: TROY, NH
Date Collected: 04/27/20 12:15
Date Received: 04/29/20
Field Prep: Not Specified

Sample Depth:
Matrix: Water

Parameter	Result	Qualifier	Units	RL	MDL	Dilution Factor	Date Prepared	Date Analyzed	Prep Method	Analytical Method	Analyst
Total Metals - Mansfield Lab											
Arsenic, Total	0.00053		mg/l	0.00050	--	1	05/04/20 11:54	05/05/20 13:17	EPA 3005A	1,6020B	AM
Manganese, Total	1.553		mg/l	0.00100	--	1	05/04/20 11:54	05/05/20 13:17	EPA 3005A	1,6020B	AM

Project Name: TROY MILLS LANDFILL SUPERFUND
Lab Number: L2017767
Project Number: 04.0190987.09
Report Date: 05/06/20

SAMPLE RESULTS

Lab ID: L2017767-03
Client ID: TRY_MW-A28
Sample Location: TROY, NH
Date Collected: 04/27/20 10:20
Date Received: 04/29/20
Field Prep: Not Specified

Sample Depth:
Matrix: Water

Parameter	Result	Qualifier	Units	RL	MDL	Dilution Factor	Date Prepared	Date Analyzed	Prep Method	Analytical Method	Analyst
Total Metals - Mansfield Lab											
Arsenic, Total	ND		mg/l	0.00050	--	1	05/04/20 11:54	05/05/20 13:22	EPA 3005A	1,6020B	AM
Manganese, Total	0.2946		mg/l	0.00100	--	1	05/04/20 11:54	05/05/20 13:22	EPA 3005A	1,6020B	AM

Project Name: TROY MILLS LANDFILL SUPERFUND
Lab Number: L2017767
Project Number: 04.0190987.09
Report Date: 05/06/20

SAMPLE RESULTS

Lab ID: L2017767-05
Client ID: TRY_MW-201SX
Sample Location: TROY, NH
Date Collected: 04/28/20 10:45
Date Received: 04/29/20
Field Prep: Not Specified

Sample Depth:
Matrix: Water

Parameter	Result	Qualifier	Units	RL	MDL	Dilution Factor	Date Prepared	Date Analyzed	Prep Method	Analytical Method	Analyst
Total Metals - Mansfield Lab											
Arsenic, Total	0.00155		mg/l	0.00050	--	1	05/04/20 11:54	05/05/20 16:48	EPA 3005A	1,6020B	AM
Manganese, Total	8.292		mg/l	0.00100	--	1	05/04/20 11:54	05/05/20 16:48	EPA 3005A	1,6020B	AM

Project Name: TROY MILLS LANDFILL SUPERFUND **Lab Number:** L2017767

Project Number: 04.0190987.09 **Report Date:** 05/06/20

Method Blank Analysis
Batch Quality Control

Parameter	Result	Qualifier	Units	RL	MDL	Dilution Factor	Date Prepared	Date Analyzed	Analytical Method	Analyst
Total Metals - Mansfield Lab for sample(s): 02-03,05 Batch: WG1367007-1										
Arsenic, Total	ND		mg/l	0.00050	--	1	05/04/20 11:54	05/05/20 11:39	1,6020B	AM
Manganese, Total	ND		mg/l	0.00100	--	1	05/04/20 11:54	05/05/20 11:39	1,6020B	AM

Prep Information

Digestion Method: EPA 3005A

Lab Control Sample Analysis

Batch Quality Control

Project Name: TROY MILLS LANDFILL SUPERFUND

Project Number: 04.0190987.09

Lab Number: L2017767

Report Date: 05/06/20

Parameter	LCS %Recovery	Qual	LCSD %Recovery	Qual	%Recovery Limits	RPD	Qual	RPD Limits
Total Metals - Mansfield Lab Associated sample(s): 02-03,05 Batch: WG1367007-2								
Arsenic, Total	105		-		80-120	-		
Manganese, Total	104		-		80-120	-		

Matrix Spike Analysis
Batch Quality Control

Project Name: TROY MILLS LANDFILL SUPERFUND
Project Number: 04.0190987.09

Lab Number: L2017767
Report Date: 05/06/20

Parameter	Native Sample	MS Added	MS Found	MS %Recovery	Qual	MSD Found	MSD %Recovery	Qual	Recovery Limits	RPD	Qual	RPD Limits
Total Metals - Mansfield Lab Associated sample(s): 02-03,05 QC Batch ID: WG1367007-3 QC Sample: L2017726-02 Client ID: MS Sample												
Arsenic, Total	ND	0.12	0.1185	99		-	-		75-125	-		20
Manganese, Total	0.02595	0.5	0.5143	98		-	-		75-125	-		20

Lab Duplicate Analysis

Batch Quality Control

Project Name: TROY MILLS LANDFILL SUPERFUND

Project Number: 04.0190987.09

Lab Number: L2017767

Report Date: 05/06/20

Parameter	Native Sample	Duplicate Sample	Units	RPD	Qual	RPD Limits
Total Metals - Mansfield Lab Associated sample(s): 02-03,05 QC Batch ID: WG1367007-4 QC Sample: L2017726-02 Client ID: DUP Sample						
Arsenic, Total	ND	ND	mg/l	NC		20
Manganese, Total	0.02595	0.02535	mg/l	2		20

Project Name: TROY MILLS LANDFILL SUPERFUND
Project Number: 04.0190987.09

Lab Number: L2017767
Report Date: 05/06/20

Sample Receipt and Container Information

Were project specific reporting limits specified? YES

Cooler Information

Cooler	Custody Seal
D	Absent

Container Information

Container ID	Container Type	Cooler	Initial pH	Final pH	Temp deg C	Pres	Seal	Frozen Date/Time	Analysis(*)
L2017767-01A	Vial HCl preserved	D	NA		4.0	Y	Absent		8260-NH(14)
L2017767-02A	Vial HCl preserved	D	NA		4.0	Y	Absent		8260-NH(14)
L2017767-02B	Vial HCl preserved	D	NA		4.0	Y	Absent		8260-NH(14)
L2017767-02C	Vial HCl preserved	D	NA		4.0	Y	Absent		8260-NH(14)
L2017767-02D	Plastic 250ml HNO3 preserved	D	<2	<2	4.0	Y	Absent		MN-6020T(180),AS-6020T(180)
L2017767-02E	Amber 250ml unpreserved	D	7	7	4.0	Y	Absent		8270TCL-LVI(7),8270TCL-SIM-LVI(7)
L2017767-02F	Amber 250ml unpreserved	D	7	7	4.0	Y	Absent		8270TCL-LVI(7),8270TCL-SIM-LVI(7)
L2017767-02G	Amber 250ml unpreserved	D	7	7	4.0	Y	Absent		A2-14-DIOXANESIM-PPB(7)
L2017767-02H	Amber 250ml unpreserved	D	7	7	4.0	Y	Absent		A2-14-DIOXANESIM-PPB(7)
L2017767-03A	Vial HCl preserved	D	NA		4.0	Y	Absent		8260-NH(14)
L2017767-03B	Vial HCl preserved	D	NA		4.0	Y	Absent		8260-NH(14)
L2017767-03C	Vial HCl preserved	D	NA		4.0	Y	Absent		8260-NH(14)
L2017767-03D	Plastic 250ml HNO3 preserved	D	<2	<2	4.0	Y	Absent		MN-6020T(180),AS-6020T(180)
L2017767-03E	Amber 250ml unpreserved	D	7	7	4.0	Y	Absent		8270TCL-LVI(7),8270TCL-SIM-LVI(7)
L2017767-03F	Amber 250ml unpreserved	D	7	7	4.0	Y	Absent		8270TCL-LVI(7),8270TCL-SIM-LVI(7)
L2017767-03G	Amber 250ml unpreserved	D	7	7	4.0	Y	Absent		A2-14-DIOXANESIM-PPB(7)
L2017767-03H	Amber 250ml unpreserved	D	7	7	4.0	Y	Absent		A2-14-DIOXANESIM-PPB(7)
L2017767-04A	Amber 250ml unpreserved	D	7	7	4.0	Y	Absent		8270TCL-LVI(7),8270TCL-SIM-LVI(7)
L2017767-04B	Amber 250ml unpreserved	D	7	7	4.0	Y	Absent		8270TCL-LVI(7),8270TCL-SIM-LVI(7)
L2017767-05A	Vial HCl preserved	D	NA		4.0	Y	Absent		8260-NH(14)
L2017767-05B	Vial HCl preserved	D	NA		4.0	Y	Absent		8260-NH(14)
L2017767-05C	Vial HCl preserved	D	NA		4.0	Y	Absent		8260-NH(14)
L2017767-05D	Plastic 250ml HNO3 preserved	D	<2	<2	4.0	Y	Absent		MN-6020T(180),AS-6020T(180)

*Values in parentheses indicate holding time in days

Project Name: TROY MILLS LANDFILL SUPERFUND
Project Number: 04.0190987.09

Lab Number: L2017767
Report Date: 05/06/20

Container Information

Container ID	Container Type	Cooler	Initial pH	Final pH	Temp deg C	Pres	Seal	Frozen Date/Time	Analysis(*)
L2017767-05E	Amber 250ml unpreserved	D	7	7	4.0	Y	Absent		8270TCL-LVI(7),8270TCL-SIM-LVI(7)
L2017767-05F	Amber 250ml unpreserved	D	7	7	4.0	Y	Absent		8270TCL-LVI(7),8270TCL-SIM-LVI(7)
L2017767-05G	Amber 250ml unpreserved	D	7	7	4.0	Y	Absent		A2-14-DIOXANESIM-PPB(7)
L2017767-05H	Amber 250ml unpreserved	D	7	7	4.0	Y	Absent		A2-14-DIOXANESIM-PPB(7)

*Values in parentheses indicate holding time in days

Project Name:	TROY MILLS LANDFILL SUPERFUND	**Lab Number:**	L2017767
Project Number:	04.0190987.09	**Report Date:**	05/06/20

GLOSSARY

Acronyms

DL - Detection Limit: This value represents the level to which target analyte concentrations are reported as estimated values, when those target analyte concentrations are quantified below the limit of quantitation (LOQ). The DL includes any adjustments from dilutions, concentrations or moisture content, where applicable. (DoD report formats only.)

EDL - Estimated Detection Limit: This value represents the level to which target analyte concentrations are reported as estimated values, when those target analyte concentrations are quantified below the reporting limit (RL). The EDL includes any adjustments from dilutions, concentrations or moisture content, where applicable. The use of EDLs is specific to the analysis of PAHs using Solid-Phase Microextraction (SPME).

EMPC - Estimated Maximum Possible Concentration: The concentration that results from the signal present at the retention time of an analyte when the ions meet all of the identification criteria except the ion abundance ratio criteria. An EMPC is a worst-case estimate of the concentration.

EPA - Environmental Protection Agency.

LCS - Laboratory Control Sample: A sample matrix, free from the analytes of interest, spiked with verified known amounts of analytes or a material containing known and verified amounts of analytes.

LCSD - Laboratory Control Sample Duplicate: Refer to LCS.

LFB - Laboratory Fortified Blank: A sample matrix, free from the analytes of interest, spiked with verified known amounts of analytes or a material containing known and verified amounts of analytes.

LOD - Limit of Detection: This value represents the level to which a target analyte can reliably be detected for a specific analyte in a specific matrix by a specific method. The LOD includes any adjustments from dilutions, concentrations or moisture content, where applicable. (DoD report formats only.)

LOQ - Limit of Quantitation: The value at which an instrument can accurately measure an analyte at a specific concentration. The LOQ includes any adjustments from dilutions, concentrations or moisture content, where applicable. (DoD report formats only.)

Limit of Quantitation: The value at which an instrument can accurately measure an analyte at a specific concentration. The LOQ includes any adjustments from dilutions, concentrations or moisture content, where applicable. (DoD report formats only.)

MDL - Method Detection Limit: This value represents the level to which target analyte concentrations are reported as estimated values, when those target analyte concentrations are quantified below the reporting limit (RL). The MDL includes any adjustments from dilutions, concentrations or moisture content, where applicable.

MS - Matrix Spike Sample: A sample prepared by adding a known mass of target analyte to a specified amount of matrix sample for which an independent estimate of target analyte concentration is available. For Method 332.0, the spike recovery is calculated using the native concentration, including estimated values.

MSD - Matrix Spike Sample Duplicate: Refer to MS.

NA - Not Applicable.

NC - Not Calculated: Term is utilized when one or more of the results utilized in the calculation are non-detect at the parameter's reporting unit.

NDPA/DPA - N-Nitrosodiphenylamine/Diphenylamine.

NI - Not Ignitable.

NP - Non-Plastic: Term is utilized for the analysis of Atterberg Limits in soil.

RL - Reporting Limit: The value at which an instrument can accurately measure an analyte at a specific concentration. The RL includes any adjustments from dilutions, concentrations or moisture content, where applicable.

RPD - Relative Percent Difference: The results from matrix and/or matrix spike duplicates are primarily designed to assess the precision of analytical results in a given matrix and are expressed as relative percent difference (RPD). Values which are less than five times the reporting limit for any individual parameter are evaluated by utilizing the absolute difference between the values; although the RPD value will be provided in the report.

SRM - Standard Reference Material: A reference sample of a known or certified value that is of the same or similar matrix as the associated field samples.

STLP - Semi-dynamic Tank Leaching Procedure per EPA Method 1315.

TEF - Toxic Equivalency Factors: The values assigned to each dioxin and furan to evaluate their toxicity relative to 2,3,7,8-TCDD.

TEQ - Toxic Equivalent: The measure of a sample's toxicity derived by multiplying each dioxin and furan by its corresponding TEF and then summing the resulting values.

TIC - Tentatively Identified Compound: A compound that has been identified to be present and is not part of the target compound list (TCL) for the method and/or program. All TICs are qualitatively identified and reported as estimated concentrations.

Footnotes

Report Format: Data Usability Report

Project Name:	TROY MILLS LANDFILL SUPERFUND	**Lab Number:**	L2017767
Project Number:	04.0190987.09	**Report Date:**	05/06/20

1 - The reference for this analyte should be considered modified since this analyte is absent from the target analyte list of the original method.

Terms

Analytical Method: Both the document from which the method originates and the analytical reference method. (Example: EPA 8260B is shown as 1,8260B.) The codes for the reference method documents are provided in the References section of the Addendum.

Difference: With respect to Total Oxidizable Precursor (TOP) Assay analysis, the difference is defined as the Post-Treatment value minus the Pre-Treatment value.

Final pH: As it pertains to Sample Receipt & Container Information section of the report, Final pH reflects pH of container determined after adjustment at the laboratory, if applicable. If no adjustment required, value reflects Initial pH.

Frozen Date/Time: With respect to Volatile Organics in soil, Frozen Date/Time reflects the date/time at which associated Reagent Water-preserved vials were initially frozen. Note: If frozen date/time is beyond 48 hours from sample collection, value will be reflected in 'bold'.

Initial pH: As it pertains to Sample Receipt & Container Information section of the report, Initial pH reflects pH of container determined upon receipt, if applicable.

PAH Total: With respect to Alkylated PAH analyses, the 'PAHs, Total' result is defined as the summation of results for all or a subset of the following compounds: Naphthalene, C1-C4 Naphthalenes, 2-Methylnaphthalene, 1-Methylnaphthalene, Biphenyl, Acenaphthylene, Acenaphthene, Fluorene, C1-C3 Fluorenes, Phenanthrene, C1-C4 Phenanthrenes/Anthracenes, Anthracene, Fluoranthene, Pyrene, C1-C4 Fluoranthenes/Pyrenes, Benz(a)anthracene, Chrysene, C1-C4 Chrysenes, Benzo(b)fluoranthene, Benzo(j)+(k)fluoranthene, Benzo(e)pyrene, Benzo(a)pyrene, Perylene, Indeno(1,2,3-cd)pyrene, Dibenz(ah)+(ac)anthracene, Benzo(g,h,i)perylene. If a 'Total' result is requested, the results of its individual components will also be reported.

PFAS Total: With respect to PFAS analyses, the 'PFAS, Total (5)' result is defined as the summation of results for: PFHpA, PFHxS, PFOA, PFNA and PFOS. If a 'Total' result is requested, the results of its individual components will also be reported.

The target compound Chlordane (CAS No. 57-74-9) is reported for GC ECD analyses. Per EPA,this compound "refers to a mixture of chlordane isomers, other chlorinated hydrocarbons and numerous other components." (Reference: USEPA Toxicological Review of Chlordane, In Support of Summary Information on the Integrated Risk Information System (IRIS), December 1997.)

Total: With respect to Organic analyses, a 'Total' result is defined as the summation of results for individual isomers or Aroclors. If a 'Total' result is requested, the results of its individual components will also be reported. This is applicable to 'Total' results for methods 8260, 8081 and 8082.

Data Qualifiers

A - Spectra identified as "Aldol Condensates" are byproducts of the extraction/concentration procedures when acetone is introduced in the process.

B - The analyte was detected above the reporting limit in the associated method blank. Flag only applies to associated field samples that have detectable concentrations of the analyte at less than ten times (10x) the concentration found in the blank. For MCP-related projects, flag only applies to associated field samples that have detectable concentrations of the analyte at less than ten times (10x) the concentration found in the blank. For DOD-related projects, flag only applies to associated field samples that have detectable concentrations of the analyte at less than ten times (10x) the concentration found in the blank AND the analyte was detected above one-half the reporting limit (or above the reporting limit for common lab contaminants) in the associated method blank. For NJ-Air-related projects, flag only applies to associated field samples that have detectable concentrations of the analyte above the reporting limit. For NJ-related projects (excluding Air), flag only applies to associated field samples that have detectable concentrations of the analyte, which was detected above the reporting limit in the associated method blank or above five times the reporting limit for common lab contaminants (Phthalates, Acetone, Methylene Chloride, 2-Butanone).

C - Co-elution: The target analyte co-elutes with a known lab standard (i.e. surrogate, internal standards, etc.) for co-extracted analyses.

D - Concentration of analyte was quantified from diluted analysis. Flag only applies to field samples that have detectable concentrations of the analyte.

E - Concentration of analyte exceeds the range of the calibration curve and/or linear range of the instrument.

G - The concentration may be biased high due to matrix interferences (i.e, co-elution) with non-target compound(s). The result should be considered estimated.

H - The analysis of pH was performed beyond the regulatory-required holding time of 15 minutes from the time of sample collection.

I - The lower value for the two columns has been reported due to obvious interference.

J - Estimated value. This represents an estimated concentration for Tentatively Identified Compounds (TICs).

M - Reporting Limit (RL) exceeds the MCP CAM Reporting Limit for this analyte.

ND - Not detected at the reporting limit (RL) for the sample.

NJ - Presumptive evidence of compound. This represents an estimated concentration for Tentatively Identified Compounds (TICs), where the identification is based on a mass spectral library search.

P - The RPD between the results for the two columns exceeds the method-specified criteria.

Q - The quality control sample exceeds the associated acceptance criteria. For DOD-related projects, LCS and/or Continuing Calibration Standard exceedences are also qualified on all associated sample results. Note: This flag is not applicable for matrix spike recoveries when the sample concentration is greater than 4x the spike added or for batch duplicate RPD when the sample concentrations are less

Report Format: Data Usability Report

Project Name:	TROY MILLS LANDFILL SUPERFUND	**Lab Number:**	L2017767
Project Number:	04.0190987.09	**Report Date:**	05/06/20

Data Qualifiers

than 5x the RL. (Metals only.)

R - Analytical results are from sample re-analysis.

RE - Analytical results are from sample re-extraction.

S - Analytical results are from modified screening analysis.

Report Format: Data Usability Report

Project Name:	TROY MILLS LANDFILL SUPERFUND	**Lab Number:**	L2017767
Project Number:	04.0190987.09	**Report Date:**	05/06/20

REFERENCES

1 Test Methods for Evaluating Solid Waste: Physical/Chemical Methods. EPA SW-846. Third Edition. Updates I - IV, 2007.

LIMITATION OF LIABILITIES

Alpha Analytical performs services with reasonable care and diligence normal to the analytical testing laboratory industry. In the event of an error, the sole and exclusive responsibility of Alpha Analytical shall be to re-perform the work at it's own expense. In no event shall Alpha Analytical be held liable for any incidental, consequential or special damages, including but not limited to, damages in any way connected with the use of, interpretation of, information or analysis provided by Alpha Analytical.

We strongly urge our clients to comply with EPA protocol regarding sample volume, preservation, cooling, containers, sampling procedures, holding time and splitting of samples in the field.

Certification Information

The following analytes are not included in our Primary NELAP Scope of Accreditation:

Westborough Facility
EPA 624/624.1: m/p-xylene, o-xylene, Naphthalene
EPA 8260C: NPW: 1,2,4,5-Tetramethylbenzene; 4-Ethyltoluene, Azobenzene; SCM: Iodomethane (methyl iodide), 1,2,4,5-Tetramethylbenzene; 4-Ethyltoluene.
EPA 8270D: NPW: Dimethylnaphthalene,1,4-Diphenylhydrazine; SCM: Dimethylnaphthalene,1,4-Diphenylhydrazine.
SM4500: NPW: Amenable Cyanide; SCM: Total Phosphorus, TKN, NO2, NO3.

Mansfield Facility
SM 2540D: TSS
EPA 8082A: NPW: PCB: 1, 5, 31, 87,101, 110, 141, 151, 153, 180, 183, 187.
EPA TO-15: Halothane, 2,4,4-Trimethyl-2-pentene, 2,4,4-Trimethyl-1-pentene, Thiophene, 2-Methylthiophene, 3-Methylthiophene, 2-Ethylthiophene, 1,2,3-Trimethylbenzene, Indan, Indene, 1,2,4,5-Tetramethylbenzene, Benzothiophene, 1-Methylnaphthalene.
EPA TO-12 Non-methane organics
EPA 3C Fixed gases
Biological Tissue Matrix: EPA 3050B

The following analytes are included in our Massachusetts DEP Scope of Accreditation

Westborough Facility:

Drinking Water
EPA 300.0: Chloride, Nitrate-N, Fluoride, Sulfate; **EPA 353.2**: Nitrate-N, Nitrite-N; **SM4500NO3-F**: Nitrate-N, Nitrite-N; **SM4500F-C, SM4500CN-CE, EPA 180.1, SM2130B, SM4500Cl-D, SM2320B, SM2540C, SM4500H-B, SM4500NO2-B**
EPA 332: Perchlorate; **EPA 524.2:** THMs and VOCs; **EPA 504.1:** EDB, DBCP.
Microbiology: **SM9215B; SM9223-P/A, SM9223B-Colilert-QT,SM9222D**.

Non-Potable Water
SM4500H,B, EPA 120.1, SM2510B, SM2540C, SM2320B, SM4500CL-E, SM4500F-BC, SM4500NH3-BH: Ammonia-N and Kjeldahl-N, **EPA 350.1**: Ammonia-N, **LACHAT 10-107-06-1-B**: Ammonia-N, **EPA 351.1, SM4500NO3-F, EPA 353.2**: Nitrate-N**, SM4500P-E, SM4500P-B, E, SM4500SO4-E, SM5220D, EPA 410.4, SM5210B, SM5310C, SM4500CL-D, EPA 1664, EPA 420.1, SM4500-CN-CE, SM2540D, EPA 300: Chloride, Sulfate, Nitrate.**
EPA 624.1: Volatile Halocarbons & Aromatics,
EPA 608.3: Chlordane, Toxaphene, Aldrin, alpha-BHC, beta-BHC, gamma-BHC, delta-BHC, Dieldrin, DDD, DDE, DDT, Endosulfan I, Endosulfan II, Endosulfan sulfate, Endrin, Endrin Aldehyde, Heptachlor, Heptachlor Epoxide, PCBs
EPA 625.1: SVOC (Acid/Base/Neutral Extractables), **EPA 600/4-81-045**: PCB-Oil.
Microbiology: **SM9223B-Colilert-QT; Enterolert-QT, SM9221E, EPA 1600, EPA 1603.**

Mansfield Facility:

Drinking Water
EPA 200.7: Al, Ba, Cd, Cr, Cu, Fe, Mn, Ni, Na, Ag, Ca, Zn. **EPA 200.8:** Al, Sb, As, Ba, Be, Cd, Cr, Cu, Pb, Mn, Ni, Se, Ag, TL, Zn. **EPA 245.1** Hg.
EPA 522.

Non-Potable Water
EPA 200.7: Al, Sb, As, Be, Cd, Ca, Cr, Co, Cu, Fe, Pb, Mg, Mn, Mo, Ni, K, Se, Ag, Na, Sr, TL, Ti, V, Zn.
EPA 200.8: Al, Sb**,** As, Be, Cd, Cr, Cu, Fe, Pb, Mn, Ni, K, Se, Ag, Na, TL, Zn.
EPA 245.1 Hg.
SM2340B

For a complete listing of analytes and methods, please contact your Alpha Project Manager.

CHAIN OF CUSTODY

PAGE 1 OF 1

ALPHA ANALYTICAL

Westborough, MA TEL: 508-898-9220 FAX: 508-898-9193
Mansfield, MA TEL: 508-822-9300 FAX: 508-822-3288

Date Rec'd in Lab: 4/29/20

ALPHA Job #: L2017767

Client Information

Client: NHDES
Address: 29 Hazen Drive
Concord, NH 03302
Phone: 603-271-3649
Fax:
Email: michael.summerlinjr@des.nh.gov

☐ These samples have been Previously analyzed by Alpha

Project Information

Project Name: Troy Mills Landfill Superfund
Project Location: Troy, NH
Project #: 04.0190987.09
Project Manager: Michael Summerlin
ALPHA Quote #: NH DES Contract No. 1069635

Turn-Around Time

☒ Standard ☐ Rush (ONLY IF PRE-APPROVED)

Due Date: Time:

Report Information

☐ FAX ☒ ADEx

Data Deliverables

☒ EMAIL ☐ Add'l Deliverables

Billing Information

☒ Same as Client info PO #: 2589-00"T"

Regulatory Requirements/Report Limits

State/Fed Program	Criteria
NHDES	Sampling and Analysis Plan limits

Other Project Specific Requirements/Comments/Detection Limits:

Please also email login receipts and lab reports to tanya.justham@gza.com
Please provide excel files formatted for upload to the NHDES EMD and for GZA EQuIS upload

ANALYSIS

ALPHA Lab ID (Lab Use Only)	Sample ID	Collection Date	Collection Time	Sample Matrix	Sampler's Initials	VOCs 8260 NHDES List	SVOCs (Acid/base/neutrals)	1,4-dioxane	Total metals (arsenic & manganese)	Hardness								Sample Specific Comments	TOTAL # BOTTLES
17767 01	TRIP BLANK	4/27/2020	0900	AQ	MJB	☒	☐	☐	☐	☐	☐	☐	☐	☐	☐	☐	☐		1
02	TRY_MW-102	4/27/2020	1215	GW	MJB	☑	☑	☑	☑	☐	☐	☐	☐	☐	☐	☐	☐		8
03	TRY_MW-A28	4/27/2020	1020	GW	MEM	☑	☑	☑	☑	☐	☐	☐	☐	☐	☐	☐	☐		8
04	TRY_MW-A28 DUP	4/27/2020	1020	GW	MEM	☐	☑	☐	☐	☐	☐	☐	☐	☐	☐	☐	☐		2
05	TRY_MW-201SX	4/28/2020	1045	GW	MEM	☑	☑	☑	☑	☐	☐	☐	☐	☐	☐	☐	☐		8
						☐	☐	☐	☐	☐	☐	☐	☐	☐	☐	☐	☐		
						☐	☐	☐	☐	☐	☐	☐	☐	☐	☐	☐	☐		
						☐	☐	☐	☐	☐	☐	☐	☐	☐	☐	☐	☐		
						☐	☐	☐	☐	☐	☐	☐	☐	☐	☐	☐	☐		
						☐	☐	☐	☐	☐	☐	☐	☐	☐	☐	☐	☐		

Container Type	V	A	A	P	P	-	-	-	-	-	-	-	
Preservative	B	A	A	C	C	-	-	-	-	-	-	-	

SAMPLE HANDLING

Filtration
☐ Done
☒ Not Needed
☐ Lab to do

Preservation
☐ Lab to do

(Please specify below)

Relinquished By:	Date/Time	Received By:	Date/Time
	4/29/20 330		4/29/20 1530
	4/29/2020 1700		4/29/20 1700
	4/29/2020 2:40		4/29/2020 1457
	4/29/20 1955		4/29/20 1956

Please print clearly, legibly and completely. Samples can not be logged in and turnaround time clock will not start until any ambiguities are resolved. All samples submitted are subject to Alpha's Payment Terms.

FORM NO. 01-01(I-NJ) (rev. 3-JAN-12)

ANALYTICAL REPORT

Lab Number:	L2017768
Client:	GZA GeoEnvironmental, Inc. / NHDES PO Box 95 29 Hazen Drive Concord, NH 03302-0095
ATTN:	Michael Summerlin
Phone:	(603) 271-3649
Project Name:	TROY MILLS LANDFILL SUPERFUND
Project Number:	04.0190987.09
Report Date:	05/11/20

The original project report/data package is held by Alpha Analytical. This report/data package is paginated and should be reproduced only in its entirety. Alpha Analytical holds no responsibility for results and/or data that are not consistent with the original.

Certifications & Approvals: MA (M-MA030), NH NELAP (2062), CT (PH-0141), DoD (L2474), FL (E87814), IL (200081), LA (85084), ME (MA00030), MD (350), NJ (MA015), NY (11627), NC (685), OH (CL106), PA (68-02089), RI (LAO00299), TX (T104704419), VT (VT-0015), VA (460194), WA (C954), US Army Corps of Engineers, USDA (Permit #P330-17-00150), USFWS (Permit #206964).

320 Forbes Boulevard, Mansfield, MA 02048-1806
508-822-9300 (Fax) 508-822-3288 800-624-9220 - www.alphalab.com

Project Name: TROY MILLS LANDFILL SUPERFUND
Project Number: 04.0190987.09

Lab Number: L2017768
Report Date: 05/11/20

Alpha Sample ID	Client ID	Matrix	Sample Location	Collection Date/Time	Receive Date
L2017768-01	TRIP BLANK	WATER	TROY, NH	04/27/20 09:00	04/29/20
L2017768-02	TRY_MW-102	WATER	TROY, NH	04/27/20 12:15	04/29/20
L2017768-03	TRY_MW-A28	WATER	TROY, NH	04/27/20 10:20	04/29/20
L2017768-04	TRY_MW-101D	WATER	TROY, NH	04/27/20 14:35	04/29/20
L2017768-05	TRY_MW-204	WATER	TROY, NH	04/27/20 11:45	04/29/20
L2017768-06	TRY_MW-803	WATER	TROY, NH	04/28/20 11:30	04/29/20
L2017768-07	TRY_MW-201SX	WATER	TROY, NH	04/28/20 10:45	04/29/20
L2017768-08	TRY_MW-804	WATER	TROY, NH	04/28/20 13:45	04/29/20
L2017768-09	TRY_MW-804 DUP	WATER	TROY, NH	04/28/20 13:45	04/29/20
L2017768-10	TRY_MW-205	WATER	TROY, NH	04/28/20 09:40	04/29/20
L2017768-11	EQUIP BLANK	WATER	TROY, NH	04/29/20 08:30	04/29/20
L2017768-12	EQUIP BLANK	WATER	TROY, NH	04/29/20 09:00	04/29/20

Project Name:	TROY MILLS LANDFILL SUPERFUND	**Lab Number:**	L2017768
Project Number:	04.0190987.09	**Report Date:**	05/11/20

Case Narrative

The samples were received in accordance with the Chain of Custody and no significant deviations were encountered during the preparation or analysis unless otherwise noted. Sample Receipt, Container Information, and the Chain of Custody are located at the back of the report.

Results contained within this report relate only to the samples submitted under this Alpha Lab Number and meet NELAP requirements for all NELAP accredited parameters unless otherwise noted in the following narrative. The data presented in this report is organized by parameter (i.e. VOC, SVOC, etc.). Sample specific Quality Control data (i.e. Surrogate Spike Recovery) is reported at the end of the target analyte list for each individual sample, followed by the Laboratory Batch Quality Control at the end of each parameter. Tentatively Identified Compounds (TICs), if requested, are reported for compounds identified to be present and are not part of the method/program Target Compound List, even if only a subset of the TCL are being reported. If a sample was re-analyzed or re-extracted due to a required quality control corrective action and if both sets of data are reported, the Laboratory ID of the re-analysis or re-extraction is designated with an "R" or "RE", respectively.

When multiple Batch Quality Control elements are reported (e.g. more than one LCS), the associated samples for each element are noted in the grey shaded header line of each data table. Any Laboratory Batch, Sample Specific % recovery or RPD value that is outside the listed Acceptance Criteria is bolded in the report. In reference to questions H (CAM) or 4 (RCP) when "NO" is checked, the performance criteria for CAM and RCP methods allow for some quality control failures to occur and still be within method compliance. In these instances, the specific failure is not narrated but noted in the associated QC Outlier Summary Report, located directly after the Case Narrative. QC information is also incorporated in the Data Usability Assessment table (Format 11) of our Data Merger tool, where it can be reviewed in conjunction with the sample result, associated regulatory criteria and any associated data usability implications.

Soil/sediments, solids and tissues are reported on a dry weight basis unless otherwise noted. Definitions of all data qualifiers and acronyms used in this report are provided in the Glossary located at the back of the report.

HOLD POLICY - For samples submitted on hold, Alpha's policy is to hold samples (with the exception of Air canisters) free of charge for 21 calendar days from the date the project is completed. After 21 calendar days, we will dispose of all samples submitted including those put on hold unless you have contacted your Alpha Project Manager and made arrangements for Alpha to continue to hold the samples. Air canisters will be disposed after 3 business days from the date the project is completed.

Please contact Project Management at 800-624-9220 with any questions.

Project Name:	TROY MILLS LANDFILL SUPERFUND	**Lab Number:**	L2017768
Project Number:	04.0190987.09	**Report Date:**	05/11/20

Case Narrative (continued)

Perfluorinated Alkyl Acids by Isotope Dilution

L2017768-01 through -12: Extracted Internal Standard recoveries were outside the acceptance criteria for individual analytes. Please refer to the surrogate section of the report for details.

L2017768-02: The sample was re-extracted on dilution in order to quantify the results within the calibration range. The results should be considered estimated, and are qualified with an E flag, for any compound that exceeded the calibration range in the initial analysis. The re-analysis was performed only for the compound that exceeded the calibration range.

L2017768-02 and -03: The MeOH fraction of the extraction is reported for the following compounds: N-Methyl Perfluorooctane Sulfonamide (NMeFOSA) and N-Ethyl Perfluorooctane Sulfonamide (NEtFOSA) due to better extraction efficiency of the Surrogates (Extracted Internal Standards).

L2017768-02 and -03 (MEOH): Extracted Internal Standard recoveries were outside the acceptance criteria for individual analytes. Please refer to the surrogate section of the report for details.

L2017768-06 and -10: The sample has elevated detection limits due to the limited sample volume utilized during extraction, as required by the sample matrix.

L2017768-12: The sample was re-analyzed and the results confirmed with the original.

WG1365953-1, WG1365953-2, and WG1365953-3: Extracted Internal Standard recoveries were outside the acceptance criteria for individual analytes. Please refer to the surrogate section of the report for details.

WG1365953-1, WG1365953-2, and WG1365953-3 (MEOH): Extracted Internal Standard recoveries were outside the acceptance criteria for individual analytes. Please refer to the surrogate section of the report for details.

WG1365953-2/-3: The LCS/LCSD recoveries, associated with L2017768-01 through -12, are above the acceptance criteria for perfluorohexadecanoic acid (pfhxda) (202%/206%), perfluorododecane sulfonic acid (pfdods) (175%/165%) and 1h,1h,2h,2h-perfluorododecanesulfonic acid (10:2fts) (184%/181%); however, the associated samples are non-detect to the RL for this target analyte. The results of the original analysis are reported.

WG1365953-2/-3: The LCS/LCSD RPD, associated with L2017768-01 through -12, is above the acceptance criteria for 4,8-dioxa-3h-perfluorononanoic acid (adona) (31%).

I, the undersigned, attest under the pains and penalties of perjury that, to the best of my knowledge and belief and based upon my personal inquiry of those responsible for providing the information contained in this analytical report, such information is accurate and complete. This certificate of analysis is not complete unless this page accompanies any and all pages of this report.

Authorized Signature: Alycia Mogayzel

Title: Technical Director/Representative Date: 05/11/20

ORGANICS

SEMIVOLATILES

Project Name: TROY MILLS LANDFILL SUPERFUND **Lab Number:** L2017768

Project Number: 04.0190987.09 **Report Date:** 05/11/20

SAMPLE RESULTS

Lab ID: L2017768-01
Client ID: TRIP BLANK
Sample Location: TROY, NH

Date Collected: 04/27/20 09:00
Date Received: 04/29/20
Field Prep: Not Specified

Sample Depth:
Matrix: Water
Analytical Method: 134,LCMSMS-ID
Analytical Date: 05/02/20 21:44
Analyst: SG

Extraction Method: ALPHA 23528
Extraction Date: 04/30/20 12:17

Parameter	Result	Qualifier	Units	RL	MDL	Dilution Factor
Perfluorinated Alkyl Acids by Isotope Dilution - Mansfield Lab						
Perfluorobutanoic Acid (PFBA)	ND		ng/l	1.83	--	1
Perfluoropentanoic Acid (PFPeA)	ND		ng/l	1.83	--	1
Perfluorobutanesulfonic Acid (PFBS)	ND		ng/l	1.83	--	1
1H,1H,2H,2H-Perfluorohexanesulfonic Acid (4:2FTS)	ND		ng/l	1.83	--	1
Perfluorohexanoic Acid (PFHxA)	ND		ng/l	1.83	--	1
Perfluoropentanesulfonic Acid (PFPeS)	ND		ng/l	1.83	--	1
Perfluoroheptanoic Acid (PFHpA)	ND		ng/l	1.83	--	1
Perfluorohexanesulfonic Acid (PFHxS)	ND		ng/l	1.83	--	1
Perfluorooctanoic Acid (PFOA)	ND		ng/l	1.83	--	1
1H,1H,2H,2H-Perfluorooctanesulfonic Acid (6:2FTS)	ND		ng/l	1.83	--	1
Perfluoroheptanesulfonic Acid (PFHpS)	ND		ng/l	1.83	--	1
Perfluorononanoic Acid (PFNA)	ND		ng/l	1.83	--	1
Perfluorooctanesulfonic Acid (PFOS)	ND		ng/l	1.83	--	1
Perfluorodecanoic Acid (PFDA)	ND		ng/l	1.83	--	1
1H,1H,2H,2H-Perfluorodecanesulfonic Acid (8:2FTS)	ND		ng/l	1.83	--	1
Perfluorononanesulfonic Acid (PFNS)	ND		ng/l	1.83	--	1
N-Methyl Perfluorooctanesulfonamidoacetic Acid (NMeFOSAA)	ND		ng/l	1.83	--	1
Perfluoroundecanoic Acid (PFUnA)	ND		ng/l	1.83	--	1
Perfluorodecanesulfonic Acid (PFDS)	ND		ng/l	1.83	--	1
Perfluorooctanesulfonamide (FOSA)	ND		ng/l	1.83	--	1
N-Ethyl Perfluorooctanesulfonamidoacetic Acid (NEtFOSAA)	ND		ng/l	1.83	--	1
Perfluorododecanoic Acid (PFDoA)	ND		ng/l	1.83	--	1
Perfluorotridecanoic Acid (PFTrDA)	ND		ng/l	1.83	--	1
Perfluorotetradecanoic Acid (PFTA)	ND		ng/l	1.83	--	1
2,3,3,3-Tetrafluoro-2-[1,1,2,2,3,3,3-Heptafluoropropoxy]-Propanoic Acid (HFPO-DA)	ND		ng/l	45.8	--	1
4,8-Dioxa-3h-Perfluorononanoic Acid (ADONA)	ND		ng/l	1.83	--	1
Perfluorohexadecanoic Acid (PFHxDA)	ND		ng/l	3.66	--	1

Project Name: TROY MILLS LANDFILL SUPERFUND **Lab Number:** L2017768

Project Number: 04.0190987.09 **Report Date:** 05/11/20

SAMPLE RESULTS

Lab ID: L2017768-01 Date Collected: 04/27/20 09:00

Client ID: TRIP BLANK Date Received: 04/29/20

Sample Location: TROY, NH Field Prep: Not Specified

Sample Depth:

Parameter	Result	Qualifier	Units	RL	MDL	Dilution Factor
Perfluorinated Alkyl Acids by Isotope Dilution - Mansfield Lab						
Perfluorooctadecanoic Acid (PFODA)	ND		ng/l	3.66	--	1
Perfluorododecane Sulfonic Acid (PFDoDS)	ND		ng/l	1.83	--	1
1H,1H,2H,2H-Perfluorododecanesulfonic Acid (10:2FTS)	ND		ng/l	4.58	--	1
9-Chlorohexadecafluoro-3-Oxanone-1-Sulfonic Acid (9Cl-PF3ONS)	ND		ng/l	1.83	--	1
11-Chloroeicosafluoro-3-Oxaundecane-1-Sulfonic Acid (11Cl-PF3OUdS)	ND		ng/l	1.83	--	1
N-Methyl Perfluorooctane Sulfonamide (NMeFOSA)	ND		ng/l	18.3	--	1
N-Ethyl Perfluorooctane Sulfonamide (NEtFOSA)	ND		ng/l	18.3	--	1
N-Methyl Perfluorooctanesulfonamido Ethanol (NMeFOSE)	ND		ng/l	45.8	--	1
N-Ethyl Perfluorooctanesulfonamido Ethanol (NEtFOSE)	ND		ng/l	45.8	--	1
PFOA/PFOS, Total	ND		ng/l	1.83	--	1
PFAS, Total (5)	ND		ng/l	1.83	--	1

Project Name: TROY MILLS LANDFILL SUPERFUND **Lab Number:** L2017768

Project Number: 04.0190987.09 **Report Date:** 05/11/20

SAMPLE RESULTS

Lab ID: L2017768-01 Date Collected: 04/27/20 09:00

Client ID: TRIP BLANK Date Received: 04/29/20

Sample Location: TROY, NH Field Prep: Not Specified

Sample Depth:

Parameter	Result	Qualifier	Units	RL	MDL	Dilution Factor

Perfluorinated Alkyl Acids by Isotope Dilution - Mansfield Lab

Surrogate (Extracted Internal Standard)	% Recovery	Qualifier	Acceptance Criteria
Perfluoro[13C4]Butanoic Acid (MPFBA)	67		2-156
Perfluoro[13C5]Pentanoic Acid (M5PFPEA)	69		16-173
Perfluoro[2,3,4-13C3]Butanesulfonic Acid (M3PFBS)	92		31-159
1H,1H,2H,2H-Perfluoro[1,2-13C2]Hexanesulfonic Acid (M2-4:2FTS)	100		1-313
Perfluoro[1,2,3,4,6-13C5]Hexanoic Acid (M5PFHxA)	59		21-145
Perfluoro[1,2,3,4-13C4]Heptanoic Acid (M4PFHpA)	73		30-139
Perfluoro[1,2,3-13C3]Hexanesulfonic Acid (M3PFHxS)	117		47-153
Perfluoro[13C8]Octanoic Acid (M8PFOA)	85		36-149
1H,1H,2H,2H-Perfluoro[1,2-13C2]Octanesulfonic Acid (M2-6:2FTS)	114		1-244
Perfluoro[13C9]Nonanoic Acid (M9PFNA)	84		34-146
Perfluoro[13C8]Octanesulfonic Acid (M8PFOS)	100		42-146
Perfluoro[1,2,3,4,5,6-13C6]Decanoic Acid (M6PFDA)	86		38-144
1H,1H,2H,2H-Perfluoro[1,2-13C2]Decanesulfonic Acid (M2-8:2FTS)	112		7-170
N-Deuteriomethylperfluoro-1-octanesulfonamidoacetic Acid (d3-NMeFOSAA)	84		1-181
Perfluoro[1,2,3,4,5,6,7-13C7]Undecanoic Acid (M7-PFUDA)	105		40-144
Perfluoro[13C8]Octanesulfonamide (M8FOSA)	46		1-87
N-Deuterioethylperfluoro-1-octanesulfonamidoacetic Acid (d5-NEtFOSAA)	86		23-146
Perfluoro[1,2-13C2]Dodecanoic Acid (MPFDOA)	97		24-161
Perfluoro[1,2-13C2]Tetradecanoic Acid (M2PFTEDA)	68		33-143
2,3,3,3-Tetrafluoro-2-[1,1,2,2,3,3,3-Heptafluoropropoxy]-13C3-Propanoic Acid (M3HFPO-DA)	**25**	Q	50-150
Perfluoro[13C2]Hexadecanoic Acid (M2PFHxDA)	**40**	Q	50-150
N-Methyl-d3-Perfluoro-1-Octanesulfonamide (d3-NMeFOSA)	**15**	Q	50-150
N-Ethyl-d5-Perfluoro-1-Octanesulfonamide (d5-NEtFOSA)	**16**	Q	50-150
2-(N-Methyl-d3-Perfluoro-1-Octanesulfonamido)ethan-d4-ol (d7-NMeFOSE)	53		50-150
2-(N-Ethyl-d5-Perfluoro-1-Octanesulfonamido)ethan-d4-ol (d9-NEtFOSE)	59		50-150

Project Name: TROY MILLS LANDFILL SUPERFUND **Lab Number:** L2017768

Project Number: 04.0190987.09 **Report Date:** 05/11/20

SAMPLE RESULTS

Lab ID: L2017768-02
Client ID: TRY_MW-102
Sample Location: TROY, NH

Date Collected: 04/27/20 12:15
Date Received: 04/29/20
Field Prep: Not Specified

Sample Depth:
Matrix: Water
Analytical Method: 134,LCMSMS-ID
Analytical Date: 05/02/20 22:00
Analyst: SG

Extraction Method: ALPHA 23528
Extraction Date: 04/30/20 12:17

Parameter	Result	Qualifier	Units	RL	MDL	Dilution Factor
Perfluorinated Alkyl Acids by Isotope Dilution - Mansfield Lab						
Perfluorobutanoic Acid (PFBA)	92.9		ng/l	1.99	--	1
Perfluoropentanoic Acid (PFPeA)	174		ng/l	1.99	--	1
Perfluorobutanesulfonic Acid (PFBS)	30.2		ng/l	1.99	--	1
1H,1H,2H,2H-Perfluorohexanesulfonic Acid (4:2FTS)	ND		ng/l	1.99	--	1
Perfluorohexanoic Acid (PFHxA)	255		ng/l	1.99	--	1
Perfluoropentanesulfonic Acid (PFPeS)	ND		ng/l	1.99	--	1
Perfluoroheptanoic Acid (PFHpA)	540		ng/l	1.99	--	1
Perfluorohexanesulfonic Acid (PFHxS)	22.5		ng/l	1.99	--	1
Perfluorooctanoic Acid (PFOA)	2250	E	ng/l	1.99	--	1
1H,1H,2H,2H-Perfluorooctanesulfonic Acid (6:2FTS)	ND		ng/l	1.99	--	1
Perfluoroheptanesulfonic Acid (PFHpS)	ND		ng/l	1.99	--	1
Perfluorononanoic Acid (PFNA)	4.38		ng/l	1.99	--	1
Perfluorooctanesulfonic Acid (PFOS)	3.35		ng/l	1.99	--	1
Perfluorodecanoic Acid (PFDA)	ND		ng/l	1.99	--	1
1H,1H,2H,2H-Perfluorodecanesulfonic Acid (8:2FTS)	ND		ng/l	1.99	--	1
Perfluorononanesulfonic Acid (PFNS)	ND		ng/l	1.99	--	1
N-Methyl Perfluorooctanesulfonamidoacetic Acid (NMeFOSAA)	ND		ng/l	1.99	--	1
Perfluoroundecanoic Acid (PFUnA)	2.21		ng/l	1.99	--	1
Perfluorodecanesulfonic Acid (PFDS)	ND		ng/l	1.99	--	1
Perfluorooctanesulfonamide (FOSA)	ND		ng/l	1.99	--	1
N-Ethyl Perfluorooctanesulfonamidoacetic Acid (NEtFOSAA)	ND		ng/l	1.99	--	1
Perfluorododecanoic Acid (PFDoA)	ND		ng/l	1.99	--	1
Perfluorotridecanoic Acid (PFTrDA)	ND		ng/l	1.99	--	1
Perfluorotetradecanoic Acid (PFTA)	ND		ng/l	1.99	--	1
2,3,3,3-Tetrafluoro-2-[1,1,2,2,3,3,3-Heptafluoropropoxy]-Propanoic Acid (HFPO-DA)	ND		ng/l	49.8	--	1
4,8-Dioxa-3h-Perfluorononanoic Acid (ADONA)	ND		ng/l	1.99	--	1
Perfluorohexadecanoic Acid (PFHxDA)	ND		ng/l	3.98	--	1

Project Name: TROY MILLS LANDFILL SUPERFUND **Lab Number:** L2017768

Project Number: 04.0190987.09 **Report Date:** 05/11/20

SAMPLE RESULTS

Lab ID: L2017768-02 Date Collected: 04/27/20 12:15

Client ID: TRY_MW-102 Date Received: 04/29/20

Sample Location: TROY, NH Field Prep: Not Specified

Sample Depth:

Parameter	Result	Qualifier	Units	RL	MDL	Dilution Factor
Perfluorinated Alkyl Acids by Isotope Dilution - Mansfield Lab						
Perfluorooctadecanoic Acid (PFODA)	ND		ng/l	3.98	--	1
Perfluorododecane Sulfonic Acid (PFDoDS)	ND		ng/l	1.99	--	1
1H,1H,2H,2H-Perfluorododecanesulfonic Acid (10:2FTS)	ND		ng/l	4.98	--	1
9-Chlorohexadecafluoro-3-Oxanone-1-Sulfonic Acid (9Cl-PF3ONS)	ND		ng/l	1.99	--	1
11-Chloroeicosafluoro-3-Oxaundecane-1-Sulfonic Acid (11Cl-PF3OUdS)	ND		ng/l	1.99	--	1
N-Methyl Perfluorooctanesulfonamido Ethanol (NMeFOSE)	ND		ng/l	49.8	--	1
N-Ethyl Perfluorooctanesulfonamido Ethanol (NEtFOSE)	ND		ng/l	49.8	--	1

Surrogate (Extracted Internal Standard)	% Recovery	Qualifier	Acceptance Criteria
Perfluoro[13C4]Butanoic Acid (MPFBA)	76		2-156
Perfluoro[13C5]Pentanoic Acid (M5PFPEA)	61		16-173
Perfluoro[2,3,4-13C3]Butanesulfonic Acid (M3PFBS)	80		31-159
1H,1H,2H,2H-Perfluoro[1,2-13C2]Hexanesulfonic Acid (M2-4:2FTS)	207		1-313
Perfluoro[1,2,3,4,6-13C5]Hexanoic Acid (M5PFHxA)	62		21-145
Perfluoro[1,2,3,4-13C4]Heptanoic Acid (M4PFHpA)	74		30-139
Perfluoro[1,2,3-13C3]Hexanesulfonic Acid (M3PFHxS)	112		47-153
Perfluoro[13C8]Octanoic Acid (M8PFOA)	66		36-149
1H,1H,2H,2H-Perfluoro[1,2-13C2]Octanesulfonic Acid (M2-6:2FTS)	231		1-244
Perfluoro[13C9]Nonanoic Acid (M9PFNA)	91		34-146
Perfluoro[13C8]Octanesulfonic Acid (M8PFOS)	96		42-146
Perfluoro[1,2,3,4,5,6-13C6]Decanoic Acid (M6PFDA)	61		38-144
1H,1H,2H,2H-Perfluoro[1,2-13C2]Decanesulfonic Acid (M2-8:2FTS)	**219**	Q	7-170
N-Deuteriomethylperfluoro-1-octanesulfonamidoacetic Acid (d3-NMeFOSAA)	73		1-181
Perfluoro[1,2,3,4,5,6,7-13C7]Undecanoic Acid (M7-PFUDA)	66		40-144
Perfluoro[13C8]Octanesulfonamide (M8FOSA)	38		1-87
N-Deuterioethylperfluoro-1-octanesulfonamidoacetic Acid (d5-NEtFOSAA)	60		23-146
Perfluoro[1,2-13C2]Dodecanoic Acid (MPFDOA)	60		24-161
Perfluoro[1,2-13C2]Tetradecanoic Acid (M2PFTEDA)	56		33-143
2,3,3,3-Tetrafluoro-2-[1,1,2,2,3,3,3-Heptafluoropropoxy]-13C3-Propanoic Acid (M3HFPO-DA)	66		50-150
Perfluoro[13C2]Hexadecanoic Acid (M2PFHxDA)	**39**	Q	50-150
2-(N-Methyl-d3-Perfluoro-1-Octanesulfonamido)ethan-d4-ol (d7-NMeFOSE)	**27**	Q	50-150
2-(N-Ethyl-d5-Perfluoro-1-Octanesulfonamido)ethan-d4-ol (d9-NEtFOSE)	**32**	Q	50-150

Project Name: TROY MILLS LANDFILL SUPERFUND **Lab Number:** L2017768

Project Number: 04.0190987.09 **Report Date:** 05/11/20

SAMPLE RESULTS

Lab ID: L2017768-02
Client ID: TRY_MW-102
Sample Location: TROY, NH

Date Collected: 04/27/20 12:15
Date Received: 04/29/20
Field Prep: Not Specified

Sample Depth:
Matrix: Water
Analytical Method: 134,LCMSMS-ID
Analytical Date: 05/03/20 04:38
Analyst: SG

Extraction Method: ALPHA 23528
Extraction Date: 04/30/20 12:17

Parameter	Result	Qualifier	Units	RL	MDL	Dilution Factor
Perfluorinated Alkyl Acids by Isotope Dilution - Mansfield Lab						
N-Methyl Perfluorooctane Sulfonamide (NMeFOSA)	ND		ng/l	19.9	--	1
N-Ethyl Perfluorooctane Sulfonamide (NEtFOSA)	ND		ng/l	19.9	--	1

Surrogate (Extracted Internal Standard)	% Recovery	Qualifier	Acceptance Criteria
N-Methyl-d3-Perfluoro-1-Octanesulfonamide (d3-NMeFOSA)	**4**	Q	50-150
N-Ethyl-d5-Perfluoro-1-Octanesulfonamide (d5-NEtFOSA)	**5**	Q	50-150

Project Name: TROY MILLS LANDFILL SUPERFUND **Lab Number:** L2017768

Project Number: 04.0190987.09 **Report Date:** 05/11/20

SAMPLE RESULTS

Lab ID: L2017768-02 RE
Client ID: TRY_MW-102
Sample Location: TROY, NH

Date Collected: 04/27/20 12:15
Date Received: 04/29/20
Field Prep: Not Specified

Sample Depth:
Matrix: Water
Analytical Method: 134,LCMSMS-ID
Analytical Date: 05/06/20 02:14
Analyst: SG

Extraction Method: ALPHA 23528
Extraction Date: 05/05/20 10:57

Parameter	Result	Qualifier	Units	RL	MDL	Dilution Factor
Perfluorinated Alkyl Acids by Isotope Dilution - Mansfield Lab						
Perfluorooctanoic Acid (PFOA)	2140		ng/l	20.0	--	1
PFOA/PFOS, Total	2140		ng/l	20.0	--	1
PFAS, Total (5)	2140		ng/l	20.0	--	1

Surrogate (Extracted Internal Standard)	% Recovery	Qualifier	Acceptance Criteria
Perfluoro[13C8]Octanoic Acid (M8PFOA)	61		36-149

Project Name: TROY MILLS LANDFILL SUPERFUND **Lab Number:** L2017768

Project Number: 04.0190987.09 **Report Date:** 05/11/20

SAMPLE RESULTS

Lab ID: L2017768-03
Client ID: TRY_MW-A28
Sample Location: TROY, NH

Date Collected: 04/27/20 10:20
Date Received: 04/29/20
Field Prep: Not Specified

Sample Depth:
Matrix: Water
Analytical Method: 134,LCMSMS-ID
Analytical Date: 05/02/20 22:17
Analyst: SG

Extraction Method: ALPHA 23528
Extraction Date: 04/30/20 12:17

Parameter	Result	Qualifier	Units	RL	MDL	Dilution Factor
Perfluorinated Alkyl Acids by Isotope Dilution - Mansfield Lab						
Perfluorobutanoic Acid (PFBA)	ND		ng/l	1.96	--	1
Perfluoropentanoic Acid (PFPeA)	4.67		ng/l	1.96	--	1
Perfluorobutanesulfonic Acid (PFBS)	ND		ng/l	1.96	--	1
1H,1H,2H,2H-Perfluorohexanesulfonic Acid (4:2FTS)	ND		ng/l	1.96	--	1
Perfluorohexanoic Acid (PFHxA)	2.53		ng/l	1.96	--	1
Perfluoropentanesulfonic Acid (PFPeS)	ND		ng/l	1.96	--	1
Perfluoroheptanoic Acid (PFHpA)	3.72		ng/l	1.96	--	1
Perfluorohexanesulfonic Acid (PFHxS)	ND		ng/l	1.96	--	1
Perfluorooctanoic Acid (PFOA)	12.5		ng/l	1.96	--	1
1H,1H,2H,2H-Perfluorooctanesulfonic Acid (6:2FTS)	ND		ng/l	1.96	--	1
Perfluoroheptanesulfonic Acid (PFHpS)	ND		ng/l	1.96	--	1
Perfluorononanoic Acid (PFNA)	ND		ng/l	1.96	--	1
Perfluorooctanesulfonic Acid (PFOS)	ND		ng/l	1.96	--	1
Perfluorodecanoic Acid (PFDA)	ND		ng/l	1.96	--	1
1H,1H,2H,2H-Perfluorodecanesulfonic Acid (8:2FTS)	ND		ng/l	1.96	--	1
Perfluorononanesulfonic Acid (PFNS)	ND		ng/l	1.96	--	1
N-Methyl Perfluorooctanesulfonamidoacetic Acid (NMeFOSAA)	ND		ng/l	1.96	--	1
Perfluoroundecanoic Acid (PFUnA)	ND		ng/l	1.96	--	1
Perfluorodecanesulfonic Acid (PFDS)	ND		ng/l	1.96	--	1
Perfluorooctanesulfonamide (FOSA)	ND		ng/l	1.96	--	1
N-Ethyl Perfluorooctanesulfonamidoacetic Acid (NEtFOSAA)	ND		ng/l	1.96	--	1
Perfluorododecanoic Acid (PFDoA)	ND		ng/l	1.96	--	1
Perfluorotridecanoic Acid (PFTrDA)	ND		ng/l	1.96	--	1
Perfluorotetradecanoic Acid (PFTA)	ND		ng/l	1.96	--	1
2,3,3,3-Tetrafluoro-2-[1,1,2,2,3,3,3-Heptafluoropropoxy]-Propanoic Acid (HFPO-DA)	ND		ng/l	49.0	--	1
4,8-Dioxa-3h-Perfluorononanoic Acid (ADONA)	ND		ng/l	1.96	--	1
Perfluorohexadecanoic Acid (PFHxDA)	ND		ng/l	3.92	--	1

Project Name: TROY MILLS LANDFILL SUPERFUND **Lab Number:** L2017768

Project Number: 04.0190987.09 **Report Date:** 05/11/20

SAMPLE RESULTS

Lab ID: L2017768-03 Date Collected: 04/27/20 10:20

Client ID: TRY_MW-A28 Date Received: 04/29/20

Sample Location: TROY, NH Field Prep: Not Specified

Sample Depth:

Parameter	Result	Qualifier	Units	RL	MDL	Dilution Factor
Perfluorinated Alkyl Acids by Isotope Dilution - Mansfield Lab						
Perfluorooctadecanoic Acid (PFODA)	ND		ng/l	3.92	--	1
Perfluorododecane Sulfonic Acid (PFDoDS)	ND		ng/l	1.96	--	1
1H,1H,2H,2H-Perfluorododecanesulfonic Acid (10:2FTS)	ND		ng/l	4.90	--	1
9-Chlorohexadecafluoro-3-Oxanone-1-Sulfonic Acid (9Cl-PF3ONS)	ND		ng/l	1.96	--	1
11-Chloroeicosafluoro-3-Oxaundecane-1-Sulfonic Acid (11Cl-PF3OUdS)	ND		ng/l	1.96	--	1
N-Methyl Perfluorooctanesulfonamido Ethanol (NMeFOSE)	ND		ng/l	49.0	--	1
N-Ethyl Perfluorooctanesulfonamido Ethanol (NEtFOSE)	ND		ng/l	49.0	--	1
PFOA/PFOS, Total	12.5		ng/l	1.96	--	1
PFAS, Total (5)	16.2		ng/l	1.96	--	1

Surrogate (Extracted Internal Standard)	% Recovery	Qualifier	Acceptance Criteria
Perfluoro[13C4]Butanoic Acid (MPFBA)	92		2-156
Perfluoro[13C5]Pentanoic Acid (M5PFPEA)	81		16-173
Perfluoro[2,3,4-13C3]Butanesulfonic Acid (M3PFBS)	88		31-159
1H,1H,2H,2H-Perfluoro[1,2-13C2]Hexanesulfonic Acid (M2-4:2FTS)	189		1-313
Perfluoro[1,2,3,4,6-13C5]Hexanoic Acid (M5PFHxA)	67		21-145
Perfluoro[1,2,3,4-13C4]Heptanoic Acid (M4PFHpA)	80		30-139
Perfluoro[1,2,3-13C3]Hexanesulfonic Acid (M3PFHxS)	124		47-153
Perfluoro[13C8]Octanoic Acid (M8PFOA)	86		36-149
1H,1H,2H,2H-Perfluoro[1,2-13C2]Octanesulfonic Acid (M2-6:2FTS)	171		1-244
Perfluoro[13C9]Nonanoic Acid (M9PFNA)	77		34-146
Perfluoro[13C8]Octanesulfonic Acid (M8PFOS)	92		42-146
Perfluoro[1,2,3,4,5,6-13C6]Decanoic Acid (M6PFDA)	75		38-144
1H,1H,2H,2H-Perfluoro[1,2-13C2]Decanesulfonic Acid (M2-8:2FTS)	124		7-170
N-Deuteriomethylperfluoro-1-octanesulfonamidoacetic Acid (d3-NMeFOSAA)	70		1-181
Perfluoro[1,2,3,4,5,6,7-13C7]Undecanoic Acid (M7-PFUDA)	78		40-144
Perfluoro[13C8]Octanesulfonamide (M8FOSA)	32		1-87
N-Deuterioethylperfluoro-1-octanesulfonamidoacetic Acid (d5-NEtFOSAA)	70		23-146
Perfluoro[1,2-13C2]Dodecanoic Acid (MPFDOA)	74		24-161
Perfluoro[1,2-13C2]Tetradecanoic Acid (M2PFTEDA)	69		33-143
2,3,3,3-Tetrafluoro-2-[1,1,2,2,3,3,3-Heptafluoropropoxy]-13C3-Propanoic Acid (M3HFPO-DA)	**43**	Q	50-150
Perfluoro[13C2]Hexadecanoic Acid (M2PFHxDA)	50		50-150
2-(N-Methyl-d3-Perfluoro-1-Octanesulfonamido)ethan-d4-ol (d7-NMeFOSE)	**25**	Q	50-150
2-(N-Ethyl-d5-Perfluoro-1-Octanesulfonamido)ethan-d4-ol (d9-NEtFOSE)	**27**	Q	50-150

Project Name: TROY MILLS LANDFILL SUPERFUND **Lab Number:** L2017768

Project Number: 04.0190987.09 **Report Date:** 05/11/20

SAMPLE RESULTS

Lab ID: L2017768-03
Client ID: TRY_MW-A28
Sample Location: TROY, NH

Date Collected: 04/27/20 10:20
Date Received: 04/29/20
Field Prep: Not Specified

Sample Depth:
Matrix: Water
Analytical Method: 134,LCMSMS-ID
Analytical Date: 05/03/20 04:55
Analyst: SG

Extraction Method: ALPHA 23528
Extraction Date: 04/30/20 12:17

Parameter	Result	Qualifier	Units	RL	MDL	Dilution Factor
Perfluorinated Alkyl Acids by Isotope Dilution - Mansfield Lab						
N-Methyl Perfluorooctane Sulfonamide (NMeFOSA)	ND		ng/l	19.6	--	1
N-Ethyl Perfluorooctane Sulfonamide (NEtFOSA)	ND		ng/l	19.6	--	1

Surrogate (Extracted Internal Standard)	% Recovery	Qualifier	Acceptance Criteria
N-Methyl-d3-Perfluoro-1-Octanesulfonamide (d3-NMeFOSA)	**4**	Q	50-150
N-Ethyl-d5-Perfluoro-1-Octanesulfonamide (d5-NEtFOSA)	**5**	Q	50-150

Project Name: TROY MILLS LANDFILL SUPERFUND **Lab Number:** L2017768

Project Number: 04.0190987.09 **Report Date:** 05/11/20

SAMPLE RESULTS

Lab ID: L2017768-04
Client ID: TRY_MW-101D
Sample Location: TROY, NH

Date Collected: 04/27/20 14:35
Date Received: 04/29/20
Field Prep: Not Specified

Sample Depth:
Matrix: Water
Analytical Method: 134,LCMSMS-ID
Analytical Date: 05/02/20 22:34
Analyst: SG

Extraction Method: ALPHA 23528
Extraction Date: 04/30/20 12:17

Parameter	Result	Qualifier	Units	RL	MDL	Dilution Factor
Perfluorinated Alkyl Acids by Isotope Dilution - Mansfield Lab						
Perfluorobutanoic Acid (PFBA)	3.47		ng/l	1.83	--	1
Perfluoropentanoic Acid (PFPeA)	8.50		ng/l	1.83	--	1
Perfluorobutanesulfonic Acid (PFBS)	ND		ng/l	1.83	--	1
1H,1H,2H,2H-Perfluorohexanesulfonic Acid (4:2FTS)	ND		ng/l	1.83	--	1
Perfluorohexanoic Acid (PFHxA)	6.14		ng/l	1.83	--	1
Perfluoropentanesulfonic Acid (PFPeS)	ND		ng/l	1.83	--	1
Perfluoroheptanoic Acid (PFHpA)	3.99		ng/l	1.83	--	1
Perfluorohexanesulfonic Acid (PFHxS)	ND		ng/l	1.83	--	1
Perfluorooctanoic Acid (PFOA)	6.40		ng/l	1.83	--	1
1H,1H,2H,2H-Perfluorooctanesulfonic Acid (6:2FTS)	ND		ng/l	1.83	--	1
Perfluoroheptanesulfonic Acid (PFHpS)	ND		ng/l	1.83	--	1
Perfluorononanoic Acid (PFNA)	ND		ng/l	1.83	--	1
Perfluorooctanesulfonic Acid (PFOS)	ND		ng/l	1.83	--	1
Perfluorodecanoic Acid (PFDA)	2.65		ng/l	1.83	--	1
1H,1H,2H,2H-Perfluorodecanesulfonic Acid (8:2FTS)	ND		ng/l	1.83	--	1
Perfluorononanesulfonic Acid (PFNS)	ND		ng/l	1.83	--	1
N-Methyl Perfluorooctanesulfonamidoacetic Acid (NMeFOSAA)	ND		ng/l	1.83	--	1
Perfluoroundecanoic Acid (PFUnA)	ND		ng/l	1.83	--	1
Perfluorodecanesulfonic Acid (PFDS)	ND		ng/l	1.83	--	1
Perfluorooctanesulfonamide (FOSA)	ND		ng/l	1.83	--	1
N-Ethyl Perfluorooctanesulfonamidoacetic Acid (NEtFOSAA)	ND		ng/l	1.83	--	1
Perfluorododecanoic Acid (PFDoA)	ND		ng/l	1.83	--	1
Perfluorotridecanoic Acid (PFTrDA)	ND		ng/l	1.83	--	1
Perfluorotetradecanoic Acid (PFTA)	ND		ng/l	1.83	--	1
2,3,3,3-Tetrafluoro-2-[1,1,2,2,3,3,3-Heptafluoropropoxy]-Propanoic Acid (HFPO-DA)	ND		ng/l	45.8	--	1
4,8-Dioxa-3h-Perfluorononanoic Acid (ADONA)	ND		ng/l	1.83	--	1
Perfluorohexadecanoic Acid (PFHxDA)	ND		ng/l	3.66	--	1

Project Name: TROY MILLS LANDFILL SUPERFUND **Lab Number:** L2017768

Project Number: 04.0190987.09 **Report Date:** 05/11/20

SAMPLE RESULTS

Lab ID: L2017768-04 Date Collected: 04/27/20 14:35

Client ID: TRY_MW-101D Date Received: 04/29/20

Sample Location: TROY, NH Field Prep: Not Specified

Sample Depth:

Parameter	Result	Qualifier	Units	RL	MDL	Dilution Factor
Perfluorinated Alkyl Acids by Isotope Dilution - Mansfield Lab						
Perfluorooctadecanoic Acid (PFODA)	ND		ng/l	3.66	--	1
Perfluorododecane Sulfonic Acid (PFDoDS)	ND		ng/l	1.83	--	1
1H,1H,2H,2H-Perfluorododecanesulfonic Acid (10:2FTS)	ND		ng/l	4.58	--	1
9-Chlorohexadecafluoro-3-Oxanone-1-Sulfonic Acid (9Cl-PF3ONS)	ND		ng/l	1.83	--	1
11-Chloroeicosafluoro-3-Oxaundecane-1-Sulfonic Acid (11Cl-PF3OUdS)	ND		ng/l	1.83	--	1
N-Methyl Perfluorooctane Sulfonamide (NMeFOSA)	ND		ng/l	18.3	--	1
N-Ethyl Perfluorooctane Sulfonamide (NEtFOSA)	ND		ng/l	18.3	--	1
N-Methyl Perfluorooctanesulfonamido Ethanol (NMeFOSE)	ND		ng/l	45.8	--	1
N-Ethyl Perfluorooctanesulfonamido Ethanol (NEtFOSE)	ND		ng/l	45.8	--	1
PFOA/PFOS, Total	6.40		ng/l	1.83	--	1
PFAS, Total (5)	10.4		ng/l	1.83	--	1

Project Name: TROY MILLS LANDFILL SUPERFUND **Lab Number:** L2017768

Project Number: 04.0190987.09 **Report Date:** 05/11/20

SAMPLE RESULTS

Lab ID: L2017768-04 Date Collected: 04/27/20 14:35

Client ID: TRY_MW-101D Date Received: 04/29/20

Sample Location: TROY, NH Field Prep: Not Specified

Sample Depth:

Parameter	Result	Qualifier	Units	RL	MDL	Dilution Factor
Perfluorinated Alkyl Acids by Isotope Dilution - Mansfield Lab						

Surrogate (Extracted Internal Standard)	% Recovery	Qualifier	Acceptance Criteria
Perfluoro[13C4]Butanoic Acid (MPFBA)	68		2-156
Perfluoro[13C5]Pentanoic Acid (M5PFPEA)	61		16-173
Perfluoro[2,3,4-13C3]Butanesulfonic Acid (M3PFBS)	93		31-159
1H,1H,2H,2H-Perfluoro[1,2-13C2]Hexanesulfonic Acid (M2-4:2FTS)	120		1-313
Perfluoro[1,2,3,4,6-13C5]Hexanoic Acid (M5PFHxA)	50		21-145
Perfluoro[1,2,3,4-13C4]Heptanoic Acid (M4PFHpA)	53		30-139
Perfluoro[1,2,3-13C3]Hexanesulfonic Acid (M3PFHxS)	115		47-153
Perfluoro[13C8]Octanoic Acid (M8PFOA)	59		36-149
1H,1H,2H,2H-Perfluoro[1,2-13C2]Octanesulfonic Acid (M2-6:2FTS)	120		1-244
Perfluoro[13C9]Nonanoic Acid (M9PFNA)	55		34-146
Perfluoro[13C8]Octanesulfonic Acid (M8PFOS)	97		42-146
Perfluoro[1,2,3,4,5,6-13C6]Decanoic Acid (M6PFDA)	57		38-144
1H,1H,2H,2H-Perfluoro[1,2-13C2]Decanesulfonic Acid (M2-8:2FTS)	115		7-170
N-Deuteriomethylperfluoro-1-octanesulfonamidoacetic Acid (d3-NMeFOSAA)	62		1-181
Perfluoro[1,2,3,4,5,6,7-13C7]Undecanoic Acid (M7-PFUDA)	69		40-144
Perfluoro[13C8]Octanesulfonamide (M8FOSA)	45		1-87
N-Deuterioethylperfluoro-1-octanesulfonamidoacetic Acid (d5-NEtFOSAA)	65		23-146
Perfluoro[1,2-13C2]Dodecanoic Acid (MPFDOA)	74		24-161
Perfluoro[1,2-13C2]Tetradecanoic Acid (M2PFTEDA)	73		33-143
2,3,3,3-Tetrafluoro-2-[1,1,2,2,3,3,3-Heptafluoropropoxy]-13C3-Propanoic Acid (M3HFPO-DA)	**20**	Q	50-150
Perfluoro[13C2]Hexadecanoic Acid (M2PFHxDA)	54		50-150
N-Methyl-d3-Perfluoro-1-Octanesulfonamide (d3-NMeFOSA)	**6**	Q	50-150
N-Ethyl-d5-Perfluoro-1-Octanesulfonamide (d5-NEtFOSA)	**6**	Q	50-150
2-(N-Methyl-d3-Perfluoro-1-Octanesulfonamido)ethan-d4-ol (d7-NMeFOSE)	**39**	Q	50-150
2-(N-Ethyl-d5-Perfluoro-1-Octanesulfonamido)ethan-d4-ol (d9-NEtFOSE)	**42**	Q	50-150

Project Name: TROY MILLS LANDFILL SUPERFUND **Lab Number:** L2017768

Project Number: 04.0190987.09 **Report Date:** 05/11/20

SAMPLE RESULTS

Lab ID: L2017768-05
Client ID: TRY_MW-204
Sample Location: TROY, NH

Date Collected: 04/27/20 11:45
Date Received: 04/29/20
Field Prep: Not Specified

Sample Depth:
Matrix: Water
Analytical Method: 134,LCMSMS-ID
Analytical Date: 05/02/20 22:50
Analyst: SG

Extraction Method: ALPHA 23528
Extraction Date: 04/30/20 12:17

Parameter	Result	Qualifier	Units	RL	MDL	Dilution Factor
Perfluorinated Alkyl Acids by Isotope Dilution - Mansfield Lab						
Perfluorobutanoic Acid (PFBA)	88.7		ng/l	1.87	--	1
Perfluoropentanoic Acid (PFPeA)	184		ng/l	1.87	--	1
Perfluorobutanesulfonic Acid (PFBS)	18.6		ng/l	1.87	--	1
1H,1H,2H,2H-Perfluorohexanesulfonic Acid (4:2FTS)	ND		ng/l	1.87	--	1
Perfluorohexanoic Acid (PFHxA)	217		ng/l	1.87	--	1
Perfluoropentanesulfonic Acid (PFPeS)	ND		ng/l	1.87	--	1
Perfluoroheptanoic Acid (PFHpA)	202		ng/l	1.87	--	1
Perfluorohexanesulfonic Acid (PFHxS)	12.0		ng/l	1.87	--	1
Perfluorooctanoic Acid (PFOA)	497		ng/l	1.87	--	1
1H,1H,2H,2H-Perfluorooctanesulfonic Acid (6:2FTS)	ND		ng/l	1.87	--	1
Perfluoroheptanesulfonic Acid (PFHpS)	3.00		ng/l	1.87	--	1
Perfluorononanoic Acid (PFNA)	57.3		ng/l	1.87	--	1
Perfluorooctanesulfonic Acid (PFOS)	4.91		ng/l	1.87	--	1
Perfluorodecanoic Acid (PFDA)	ND		ng/l	1.87	--	1
1H,1H,2H,2H-Perfluorodecanesulfonic Acid (8:2FTS)	ND		ng/l	1.87	--	1
Perfluorononanesulfonic Acid (PFNS)	ND		ng/l	1.87	--	1
N-Methyl Perfluorooctanesulfonamidoacetic Acid (NMeFOSAA)	ND		ng/l	1.87	--	1
Perfluoroundecanoic Acid (PFUnA)	ND		ng/l	1.87	--	1
Perfluorodecanesulfonic Acid (PFDS)	ND		ng/l	1.87	--	1
Perfluorooctanesulfonamide (FOSA)	ND		ng/l	1.87	--	1
N-Ethyl Perfluorooctanesulfonamidoacetic Acid (NEtFOSAA)	ND		ng/l	1.87	--	1
Perfluorododecanoic Acid (PFDoA)	ND		ng/l	1.87	--	1
Perfluorotridecanoic Acid (PFTrDA)	ND		ng/l	1.87	--	1
Perfluorotetradecanoic Acid (PFTA)	ND		ng/l	1.87	--	1
2,3,3,3-Tetrafluoro-2-[1,1,2,2,3,3,3-Heptafluoropropoxy]-Propanoic Acid (HFPO-DA)	ND		ng/l	46.8	--	1
4,8-Dioxa-3h-Perfluorononanoic Acid (ADONA)	ND		ng/l	1.87	--	1
Perfluorohexadecanoic Acid (PFHxDA)	ND		ng/l	3.74	--	1

Project Name: TROY MILLS LANDFILL SUPERFUND **Lab Number:** L2017768

Project Number: 04.0190987.09 **Report Date:** 05/11/20

SAMPLE RESULTS

Lab ID: L2017768-05 Date Collected: 04/27/20 11:45

Client ID: TRY_MW-204 Date Received: 04/29/20

Sample Location: TROY, NH Field Prep: Not Specified

Sample Depth:

Parameter	Result	Qualifier	Units	RL	MDL	Dilution Factor
Perfluorinated Alkyl Acids by Isotope Dilution - Mansfield Lab						
Perfluorooctadecanoic Acid (PFODA)	ND		ng/l	3.74	--	1
Perfluorododecane Sulfonic Acid (PFDoDS)	ND		ng/l	1.87	--	1
1H,1H,2H,2H-Perfluorododecanesulfonic Acid (10:2FTS)	ND		ng/l	4.68	--	1
9-Chlorohexadecafluoro-3-Oxanone-1-Sulfonic Acid (9Cl-PF3ONS)	ND		ng/l	1.87	--	1
11-Chloroeicosafluoro-3-Oxaundecane-1-Sulfonic Acid (11Cl-PF3OUdS)	ND		ng/l	1.87	--	1
N-Methyl Perfluorooctane Sulfonamide (NMeFOSA)	ND		ng/l	18.7	--	1
N-Ethyl Perfluorooctane Sulfonamide (NEtFOSA)	ND		ng/l	18.7	--	1
N-Methyl Perfluorooctanesulfonamido Ethanol (NMeFOSE)	ND		ng/l	46.8	--	1
N-Ethyl Perfluorooctanesulfonamido Ethanol (NEtFOSE)	ND		ng/l	46.8	--	1
PFOA/PFOS, Total	502		ng/l	1.87	--	1
PFAS, Total (5)	773		ng/l	1.87	--	1

Project Name: TROY MILLS LANDFILL SUPERFUND **Lab Number:** L2017768

Project Number: 04.0190987.09 **Report Date:** 05/11/20

SAMPLE RESULTS

Lab ID: L2017768-05 Date Collected: 04/27/20 11:45

Client ID: TRY_MW-204 Date Received: 04/29/20

Sample Location: TROY, NH Field Prep: Not Specified

Sample Depth:

Parameter	Result	Qualifier	Units	RL	MDL	Dilution Factor
Perfluorinated Alkyl Acids by Isotope Dilution - Mansfield Lab						

Surrogate (Extracted Internal Standard)	% Recovery	Qualifier	Acceptance Criteria
Perfluoro[13C4]Butanoic Acid (MPFBA)	89		2-156
Perfluoro[13C5]Pentanoic Acid (M5PFPEA)	66		16-173
Perfluoro[2,3,4-13C3]Butanesulfonic Acid (M3PFBS)	89		31-159
1H,1H,2H,2H-Perfluoro[1,2-13C2]Hexanesulfonic Acid (M2-4:2FTS)	233		1-313
Perfluoro[1,2,3,4,6-13C5]Hexanoic Acid (M5PFHxA)	59		21-145
Perfluoro[1,2,3,4-13C4]Heptanoic Acid (M4PFHpA)	80		30-139
Perfluoro[1,2,3-13C3]Hexanesulfonic Acid (M3PFHxS)	138		47-153
Perfluoro[13C8]Octanoic Acid (M8PFOA)	84		36-149
1H,1H,2H,2H-Perfluoro[1,2-13C2]Octanesulfonic Acid (M2-6:2FTS)	**296**	Q	1-244
Perfluoro[13C9]Nonanoic Acid (M9PFNA)	86		34-146
Perfluoro[13C8]Octanesulfonic Acid (M8PFOS)	113		42-146
Perfluoro[1,2,3,4,5,6-13C6]Decanoic Acid (M6PFDA)	73		38-144
1H,1H,2H,2H-Perfluoro[1,2-13C2]Decanesulfonic Acid (M2-8:2FTS)	**190**	Q	7-170
N-Deuteriomethylperfluoro-1-octanesulfonamidoacetic Acid (d3-NMeFOSAA)	87		1-181
Perfluoro[1,2,3,4,5,6,7-13C7]Undecanoic Acid (M7-PFUDA)	80		40-144
Perfluoro[13C8]Octanesulfonamide (M8FOSA)	43		1-87
N-Deuterioethylperfluoro-1-octanesulfonamidoacetic Acid (d5-NEtFOSAA)	95		23-146
Perfluoro[1,2-13C2]Dodecanoic Acid (MPFDOA)	70		24-161
Perfluoro[1,2-13C2]Tetradecanoic Acid (M2PFTEDA)	62		33-143
2,3,3,3-Tetrafluoro-2-[1,1,2,2,3,3,3-Heptafluoropropoxy]-13C3-Propanoic Acid (M3HFPO-DA)	74		50-150
Perfluoro[13C2]Hexadecanoic Acid (M2PFHxDA)	**42**	Q	50-150
N-Methyl-d3-Perfluoro-1-Octanesulfonamide (d3-NMeFOSA)	**8**	Q	50-150
N-Ethyl-d5-Perfluoro-1-Octanesulfonamide (d5-NEtFOSA)	**9**	Q	50-150
2-(N-Methyl-d3-Perfluoro-1-Octanesulfonamido)ethan-d4-ol (d7-NMeFOSE)	**42**	Q	50-150
2-(N-Ethyl-d5-Perfluoro-1-Octanesulfonamido)ethan-d4-ol (d9-NEtFOSE)	**48**	Q	50-150

Project Name: TROY MILLS LANDFILL SUPERFUND **Lab Number:** L2017768

Project Number: 04.0190987.09 **Report Date:** 05/11/20

SAMPLE RESULTS

Lab ID: L2017768-06
Client ID: TRY_MW-803
Sample Location: TROY, NH

Date Collected: 04/28/20 11:30
Date Received: 04/29/20
Field Prep: Not Specified

Sample Depth:
Matrix: Water
Analytical Method: 134,LCMSMS-ID
Analytical Date: 05/02/20 23:07
Analyst: SG

Extraction Method: ALPHA 23528
Extraction Date: 04/30/20 12:17

Parameter	Result	Qualifier	Units	RL	MDL	Dilution Factor
Perfluorinated Alkyl Acids by Isotope Dilution - Mansfield Lab						
Perfluorobutanoic Acid (PFBA)	94.5		ng/l	2.67	--	1
Perfluoropentanoic Acid (PFPeA)	201		ng/l	2.67	--	1
Perfluorobutanesulfonic Acid (PFBS)	17.4		ng/l	2.67	--	1
1H,1H,2H,2H-Perfluorohexanesulfonic Acid (4:2FTS)	ND		ng/l	2.67	--	1
Perfluorohexanoic Acid (PFHxA)	256		ng/l	2.67	--	1
Perfluoropentanesulfonic Acid (PFPeS)	3.19		ng/l	2.67	--	1
Perfluoroheptanoic Acid (PFHpA)	403		ng/l	2.67	--	1
Perfluorohexanesulfonic Acid (PFHxS)	13.0		ng/l	2.67	--	1
Perfluorooctanoic Acid (PFOA)	587		ng/l	2.67	--	1
1H,1H,2H,2H-Perfluorooctanesulfonic Acid (6:2FTS)	ND		ng/l	2.67	--	1
Perfluoroheptanesulfonic Acid (PFHpS)	ND		ng/l	2.67	--	1
Perfluorononanoic Acid (PFNA)	ND		ng/l	2.67	--	1
Perfluorooctanesulfonic Acid (PFOS)	4.68		ng/l	2.67	--	1
Perfluorodecanoic Acid (PFDA)	ND		ng/l	2.67	--	1
1H,1H,2H,2H-Perfluorodecanesulfonic Acid (8:2FTS)	ND		ng/l	2.67	--	1
Perfluorononanesulfonic Acid (PFNS)	ND		ng/l	2.67	--	1
N-Methyl Perfluorooctanesulfonamidoacetic Acid (NMeFOSAA)	ND		ng/l	2.67	--	1
Perfluoroundecanoic Acid (PFUnA)	ND		ng/l	2.67	--	1
Perfluorodecanesulfonic Acid (PFDS)	ND		ng/l	2.67	--	1
Perfluorooctanesulfonamide (FOSA)	ND		ng/l	2.67	--	1
N-Ethyl Perfluorooctanesulfonamidoacetic Acid (NEtFOSAA)	ND		ng/l	2.67	--	1
Perfluorododecanoic Acid (PFDoA)	ND		ng/l	2.67	--	1
Perfluorotridecanoic Acid (PFTrDA)	ND		ng/l	2.67	--	1
Perfluorotetradecanoic Acid (PFTA)	ND		ng/l	2.67	--	1
2,3,3,3-Tetrafluoro-2-[1,1,2,2,3,3,3-Heptafluoropropoxy]-Propanoic Acid (HFPO-DA)	ND		ng/l	66.8	--	1
4,8-Dioxa-3h-Perfluorononanoic Acid (ADONA)	ND		ng/l	2.67	--	1
Perfluorohexadecanoic Acid (PFHxDA)	ND		ng/l	5.35	--	1

Project Name: TROY MILLS LANDFILL SUPERFUND **Lab Number:** L2017768

Project Number: 04.0190987.09 **Report Date:** 05/11/20

SAMPLE RESULTS

Lab ID: L2017768-06 Date Collected: 04/28/20 11:30

Client ID: TRY_MW-803 Date Received: 04/29/20

Sample Location: TROY, NH Field Prep: Not Specified

Sample Depth:

Parameter	Result	Qualifier	Units	RL	MDL	Dilution Factor
Perfluorinated Alkyl Acids by Isotope Dilution - Mansfield Lab						
Perfluorooctadecanoic Acid (PFODA)	ND		ng/l	5.35	--	1
Perfluorododecane Sulfonic Acid (PFDoDS)	ND		ng/l	2.67	--	1
1H,1H,2H,2H-Perfluorododecanesulfonic Acid (10:2FTS)	ND		ng/l	6.68	--	1
9-Chlorohexadecafluoro-3-Oxanone-1-Sulfonic Acid (9Cl-PF3ONS)	ND		ng/l	2.67	--	1
11-Chloroeicosafluoro-3-Oxaundecane-1-Sulfonic Acid (11Cl-PF3OUdS)	ND		ng/l	2.67	--	1
N-Methyl Perfluorooctane Sulfonamide (NMeFOSA)	ND		ng/l	26.7	--	1
N-Ethyl Perfluorooctane Sulfonamide (NEtFOSA)	ND		ng/l	26.7	--	1
N-Methyl Perfluorooctanesulfonamido Ethanol (NMeFOSE)	ND		ng/l	66.8	--	1
N-Ethyl Perfluorooctanesulfonamido Ethanol (NEtFOSE)	ND		ng/l	66.8	--	1
PFOA/PFOS, Total	592		ng/l	2.67	--	1
PFAS, Total (5)	1010		ng/l	2.67	--	1

Project Name: TROY MILLS LANDFILL SUPERFUND **Lab Number:** L2017768

Project Number: 04.0190987.09 **Report Date:** 05/11/20

SAMPLE RESULTS

Lab ID: L2017768-06 Date Collected: 04/28/20 11:30

Client ID: TRY_MW-803 Date Received: 04/29/20

Sample Location: TROY, NH Field Prep: Not Specified

Sample Depth:

Parameter	Result	Qualifier	Units	RL	MDL	Dilution Factor

Perfluorinated Alkyl Acids by Isotope Dilution - Mansfield Lab

Surrogate (Extracted Internal Standard)	% Recovery	Qualifier	Acceptance Criteria
Perfluoro[13C4]Butanoic Acid (MPFBA)	114		2-156
Perfluoro[13C5]Pentanoic Acid (M5PFPEA)	82		16-173
Perfluoro[2,3,4-13C3]Butanesulfonic Acid (M3PFBS)	84		31-159
1H,1H,2H,2H-Perfluoro[1,2-13C2]Hexanesulfonic Acid (M2-4:2FTS)	271		1-313
Perfluoro[1,2,3,4,6-13C5]Hexanoic Acid (M5PFHxA)	68		21-145
Perfluoro[1,2,3,4-13C4]Heptanoic Acid (M4PFHpA)	92		30-139
Perfluoro[1,2,3-13C3]Hexanesulfonic Acid (M3PFHxS)	127		47-153
Perfluoro[13C8]Octanoic Acid (M8PFOA)	98		36-149
1H,1H,2H,2H-Perfluoro[1,2-13C2]Octanesulfonic Acid (M2-6:2FTS)	**382**	Q	1-244
Perfluoro[13C9]Nonanoic Acid (M9PFNA)	90		34-146
Perfluoro[13C8]Octanesulfonic Acid (M8PFOS)	94		42-146
Perfluoro[1,2,3,4,5,6-13C6]Decanoic Acid (M6PFDA)	82		38-144
1H,1H,2H,2H-Perfluoro[1,2-13C2]Decanesulfonic Acid (M2-8:2FTS)	**330**	Q	7-170
N-Deuteriomethylperfluoro-1-octanesulfonamidoacetic Acid (d3-NMeFOSAA)	134		1-181
Perfluoro[1,2,3,4,5,6,7-13C7]Undecanoic Acid (M7-PFUDA)	95		40-144
Perfluoro[13C8]Octanesulfonamide (M8FOSA)	37		1-87
N-Deuterioethylperfluoro-1-octanesulfonamidoacetic Acid (d5-NEtFOSAA)	114		23-146
Perfluoro[1,2-13C2]Dodecanoic Acid (MPFDOA)	96		24-161
Perfluoro[1,2-13C2]Tetradecanoic Acid (M2PFTEDA)	91		33-143
2,3,3,3-Tetrafluoro-2-[1,1,2,2,3,3,3-Heptafluoropropoxy]-13C3-Propanoic Acid (M3HFPO-DA)	110		50-150
Perfluoro[13C2]Hexadecanoic Acid (M2PFHxDA)	55		50-150
N-Methyl-d3-Perfluoro-1-Octanesulfonamide (d3-NMeFOSA)	**12**	Q	50-150
N-Ethyl-d5-Perfluoro-1-Octanesulfonamide (d5-NEtFOSA)	**13**	Q	50-150
2-(N-Methyl-d3-Perfluoro-1-Octanesulfonamido)ethan-d4-ol (d7-NMeFOSE)	**41**	Q	50-150
2-(N-Ethyl-d5-Perfluoro-1-Octanesulfonamido)ethan-d4-ol (d9-NEtFOSE)	**48**	Q	50-150

Project Name: TROY MILLS LANDFILL SUPERFUND **Lab Number:** L2017768

Project Number: 04.0190987.09 **Report Date:** 05/11/20

SAMPLE RESULTS

Lab ID: L2017768-07
Client ID: TRY_MW-201SX
Sample Location: TROY, NH

Date Collected: 04/28/20 10:45
Date Received: 04/29/20
Field Prep: Not Specified

Sample Depth:
Matrix: Water
Analytical Method: 134,LCMSMS-ID
Analytical Date: 05/02/20 23:23
Analyst: SG

Extraction Method: ALPHA 23528
Extraction Date: 04/30/20 12:17

Parameter	Result	Qualifier	Units	RL	MDL	Dilution Factor
Perfluorinated Alkyl Acids by Isotope Dilution - Mansfield Lab						
Perfluorobutanoic Acid (PFBA)	38.4		ng/l	2.00	--	1
Perfluoropentanoic Acid (PFPeA)	89.2		ng/l	2.00	--	1
Perfluorobutanesulfonic Acid (PFBS)	8.64		ng/l	2.00	--	1
1H,1H,2H,2H-Perfluorohexanesulfonic Acid (4:2FTS)	ND		ng/l	2.00	--	1
Perfluorohexanoic Acid (PFHxA)	111		ng/l	2.00	--	1
Perfluoropentanesulfonic Acid (PFPeS)	ND		ng/l	2.00	--	1
Perfluoroheptanoic Acid (PFHpA)	145		ng/l	2.00	--	1
Perfluorohexanesulfonic Acid (PFHxS)	6.55		ng/l	2.00	--	1
Perfluorooctanoic Acid (PFOA)	273		ng/l	2.00	--	1
1H,1H,2H,2H-Perfluorooctanesulfonic Acid (6:2FTS)	ND		ng/l	2.00	--	1
Perfluoroheptanesulfonic Acid (PFHpS)	ND		ng/l	2.00	--	1
Perfluorononanoic Acid (PFNA)	7.87		ng/l	2.00	--	1
Perfluorooctanesulfonic Acid (PFOS)	10.9		ng/l	2.00	--	1
Perfluorodecanoic Acid (PFDA)	ND		ng/l	2.00	--	1
1H,1H,2H,2H-Perfluorodecanesulfonic Acid (8:2FTS)	ND		ng/l	2.00	--	1
Perfluorononanesulfonic Acid (PFNS)	ND		ng/l	2.00	--	1
N-Methyl Perfluorooctanesulfonamidoacetic Acid (NMeFOSAA)	ND		ng/l	2.00	--	1
Perfluoroundecanoic Acid (PFUnA)	ND		ng/l	2.00	--	1
Perfluorodecanesulfonic Acid (PFDS)	ND		ng/l	2.00	--	1
Perfluorooctanesulfonamide (FOSA)	ND		ng/l	2.00	--	1
N-Ethyl Perfluorooctanesulfonamidoacetic Acid (NEtFOSAA)	ND		ng/l	2.00	--	1
Perfluorododecanoic Acid (PFDoA)	ND		ng/l	2.00	--	1
Perfluorotridecanoic Acid (PFTrDA)	ND		ng/l	2.00	--	1
Perfluorotetradecanoic Acid (PFTA)	ND		ng/l	2.00	--	1
2,3,3,3-Tetrafluoro-2-[1,1,2,2,3,3,3-Heptafluoropropoxy]-Propanoic Acid (HFPO-DA)	ND		ng/l	50.0	--	1
4,8-Dioxa-3h-Perfluorononanoic Acid (ADONA)	ND		ng/l	2.00	--	1
Perfluorohexadecanoic Acid (PFHxDA)	ND		ng/l	4.00	--	1

Project Name: TROY MILLS LANDFILL SUPERFUND **Lab Number:** L2017768

Project Number: 04.0190987.09 **Report Date:** 05/11/20

SAMPLE RESULTS

Lab ID: L2017768-07 Date Collected: 04/28/20 10:45

Client ID: TRY_MW-201SX Date Received: 04/29/20

Sample Location: TROY, NH Field Prep: Not Specified

Sample Depth:

Parameter	Result	Qualifier	Units	RL	MDL	Dilution Factor
Perfluorinated Alkyl Acids by Isotope Dilution - Mansfield Lab						
Perfluorooctadecanoic Acid (PFODA)	ND		ng/l	4.00	--	1
Perfluorododecane Sulfonic Acid (PFDoDS)	ND		ng/l	2.00	--	1
1H,1H,2H,2H-Perfluorododecanesulfonic Acid (10:2FTS)	ND		ng/l	5.00	--	1
9-Chlorohexadecafluoro-3-Oxanone-1-Sulfonic Acid (9Cl-PF3ONS)	ND		ng/l	2.00	--	1
11-Chloroeicosafluoro-3-Oxaundecane-1-Sulfonic Acid (11Cl-PF3OUdS)	ND		ng/l	2.00	--	1
N-Methyl Perfluorooctane Sulfonamide (NMeFOSA)	ND		ng/l	20.0	--	1
N-Ethyl Perfluorooctane Sulfonamide (NEtFOSA)	ND		ng/l	20.0	--	1
N-Methyl Perfluorooctanesulfonamido Ethanol (NMeFOSE)	ND		ng/l	50.0	--	1
N-Ethyl Perfluorooctanesulfonamido Ethanol (NEtFOSE)	ND		ng/l	50.0	--	1
PFOA/PFOS, Total	284		ng/l	2.00	--	1
PFAS, Total (5)	443		ng/l	2.00	--	1

Project Name: TROY MILLS LANDFILL SUPERFUND **Lab Number:** L2017768

Project Number: 04.0190987.09 **Report Date:** 05/11/20

SAMPLE RESULTS

Lab ID: L2017768-07 Date Collected: 04/28/20 10:45

Client ID: TRY_MW-201SX Date Received: 04/29/20

Sample Location: TROY, NH Field Prep: Not Specified

Sample Depth:

Parameter	Result	Qualifier	Units	RL	MDL	Dilution Factor
Perfluorinated Alkyl Acids by Isotope Dilution - Mansfield Lab						

Surrogate (Extracted Internal Standard)	% Recovery	Qualifier	Acceptance Criteria
Perfluoro[13C4]Butanoic Acid (MPFBA)	96		2-156
Perfluoro[13C5]Pentanoic Acid (M5PFPEA)	71		16-173
Perfluoro[2,3,4-13C3]Butanesulfonic Acid (M3PFBS)	81		31-159
1H,1H,2H,2H-Perfluoro[1,2-13C2]Hexanesulfonic Acid (M2-4:2FTS)	224		1-313
Perfluoro[1,2,3,4,6-13C5]Hexanoic Acid (M5PFHxA)	60		21-145
Perfluoro[1,2,3,4-13C4]Heptanoic Acid (M4PFHpA)	79		30-139
Perfluoro[1,2,3-13C3]Hexanesulfonic Acid (M3PFHxS)	125		47-153
Perfluoro[13C8]Octanoic Acid (M8PFOA)	88		36-149
1H,1H,2H,2H-Perfluoro[1,2-13C2]Octanesulfonic Acid (M2-6:2FTS)	**299**	Q	1-244
Perfluoro[13C9]Nonanoic Acid (M9PFNA)	84		34-146
Perfluoro[13C8]Octanesulfonic Acid (M8PFOS)	89		42-146
Perfluoro[1,2,3,4,5,6-13C6]Decanoic Acid (M6PFDA)	69		38-144
1H,1H,2H,2H-Perfluoro[1,2-13C2]Decanesulfonic Acid (M2-8:2FTS)	**207**	Q	7-170
N-Deuteriomethylperfluoro-1-octanesulfonamidoacetic Acid (d3-NMeFOSAA)	79		1-181
Perfluoro[1,2,3,4,5,6,7-13C7]Undecanoic Acid (M7-PFUDA)	73		40-144
Perfluoro[13C8]Octanesulfonamide (M8FOSA)	39		1-87
N-Deuterioethylperfluoro-1-octanesulfonamidoacetic Acid (d5-NEtFOSAA)	81		23-146
Perfluoro[1,2-13C2]Dodecanoic Acid (MPFDOA)	62		24-161
Perfluoro[1,2-13C2]Tetradecanoic Acid (M2PFTEDA)	65		33-143
2,3,3,3-Tetrafluoro-2-[1,1,2,2,3,3,3-Heptafluoropropoxy]-13C3-Propanoic Acid (M3HFPO-DA)	88		50-150
Perfluoro[13C2]Hexadecanoic Acid (M2PFHxDA)	**40**	Q	50-150
N-Methyl-d3-Perfluoro-1-Octanesulfonamide (d3-NMeFOSA)	**10**	Q	50-150
N-Ethyl-d5-Perfluoro-1-Octanesulfonamide (d5-NEtFOSA)	**10**	Q	50-150
2-(N-Methyl-d3-Perfluoro-1-Octanesulfonamido)ethan-d4-ol (d7-NMeFOSE)	**39**	Q	50-150
2-(N-Ethyl-d5-Perfluoro-1-Octanesulfonamido)ethan-d4-ol (d9-NEtFOSE)	**47**	Q	50-150

Project Name: TROY MILLS LANDFILL SUPERFUND **Lab Number:** L2017768

Project Number: 04.0190987.09 **Report Date:** 05/11/20

SAMPLE RESULTS

Lab ID: L2017768-08
Client ID: TRY_MW-804
Sample Location: TROY, NH

Date Collected: 04/28/20 13:45
Date Received: 04/29/20
Field Prep: Not Specified

Sample Depth:
Matrix: Water
Analytical Method: 134,LCMSMS-ID
Analytical Date: 05/02/20 23:40
Analyst: SG

Extraction Method: ALPHA 23528
Extraction Date: 04/30/20 12:17

Parameter	Result	Qualifier	Units	RL	MDL	Dilution Factor
Perfluorinated Alkyl Acids by Isotope Dilution - Mansfield Lab						
Perfluorobutanoic Acid (PFBA)	110		ng/l	1.76	--	1
Perfluoropentanoic Acid (PFPeA)	197		ng/l	1.76	--	1
Perfluorobutanesulfonic Acid (PFBS)	22.8		ng/l	1.76	--	1
1H,1H,2H,2H-Perfluorohexanesulfonic Acid (4:2FTS)	ND		ng/l	1.76	--	1
Perfluorohexanoic Acid (PFHxA)	248		ng/l	1.76	--	1
Perfluoropentanesulfonic Acid (PFPeS)	2.99		ng/l	1.76	--	1
Perfluoroheptanoic Acid (PFHpA)	410		ng/l	1.76	--	1
Perfluorohexanesulfonic Acid (PFHxS)	8.63		ng/l	1.76	--	1
Perfluorooctanoic Acid (PFOA)	422		ng/l	1.76	--	1
1H,1H,2H,2H-Perfluorooctanesulfonic Acid (6:2FTS)	ND		ng/l	1.76	--	1
Perfluoroheptanesulfonic Acid (PFHpS)	ND		ng/l	1.76	--	1
Perfluorononanoic Acid (PFNA)	2.82		ng/l	1.76	--	1
Perfluorooctanesulfonic Acid (PFOS)	3.52		ng/l	1.76	--	1
Perfluorodecanoic Acid (PFDA)	ND		ng/l	1.76	--	1
1H,1H,2H,2H-Perfluorodecanesulfonic Acid (8:2FTS)	ND		ng/l	1.76	--	1
Perfluorononanesulfonic Acid (PFNS)	ND		ng/l	1.76	--	1
N-Methyl Perfluorooctanesulfonamidoacetic Acid (NMeFOSAA)	ND		ng/l	1.76	--	1
Perfluoroundecanoic Acid (PFUnA)	ND		ng/l	1.76	--	1
Perfluorodecanesulfonic Acid (PFDS)	ND		ng/l	1.76	--	1
Perfluorooctanesulfonamide (FOSA)	ND		ng/l	1.76	--	1
N-Ethyl Perfluorooctanesulfonamidoacetic Acid (NEtFOSAA)	ND		ng/l	1.76	--	1
Perfluorododecanoic Acid (PFDoA)	ND		ng/l	1.76	--	1
Perfluorotridecanoic Acid (PFTrDA)	ND		ng/l	1.76	--	1
Perfluorotetradecanoic Acid (PFTA)	ND		ng/l	1.76	--	1
2,3,3,3-Tetrafluoro-2-[1,1,2,2,3,3,3-Heptafluoropropoxy]-Propanoic Acid (HFPO-DA)	ND		ng/l	44.0	--	1
4,8-Dioxa-3h-Perfluorononanoic Acid (ADONA)	ND		ng/l	1.76	--	1
Perfluorohexadecanoic Acid (PFHxDA)	ND		ng/l	3.52	--	1

Project Name: TROY MILLS LANDFILL SUPERFUND **Lab Number:** L2017768

Project Number: 04.0190987.09 **Report Date:** 05/11/20

SAMPLE RESULTS

Lab ID: L2017768-08 Date Collected: 04/28/20 13:45

Client ID: TRY_MW-804 Date Received: 04/29/20

Sample Location: TROY, NH Field Prep: Not Specified

Sample Depth:

Parameter	Result	Qualifier	Units	RL	MDL	Dilution Factor
Perfluorinated Alkyl Acids by Isotope Dilution - Mansfield Lab						
Perfluorooctadecanoic Acid (PFODA)	ND		ng/l	3.52	--	1
Perfluorododecane Sulfonic Acid (PFDoDS)	ND		ng/l	1.76	--	1
1H,1H,2H,2H-Perfluorododecanesulfonic Acid (10:2FTS)	ND		ng/l	4.40	--	1
9-Chlorohexadecafluoro-3-Oxanone-1-Sulfonic Acid (9Cl-PF3ONS)	ND		ng/l	1.76	--	1
11-Chloroeicosafluoro-3-Oxaundecane-1-Sulfonic Acid (11Cl-PF3OUdS)	ND		ng/l	1.76	--	1
N-Methyl Perfluorooctane Sulfonamide (NMeFOSA)	ND		ng/l	17.6	--	1
N-Ethyl Perfluorooctane Sulfonamide (NEtFOSA)	ND		ng/l	17.6	--	1
N-Methyl Perfluorooctanesulfonamido Ethanol (NMeFOSE)	ND		ng/l	44.0	--	1
N-Ethyl Perfluorooctanesulfonamido Ethanol (NEtFOSE)	ND		ng/l	44.0	--	1
PFOA/PFOS, Total	426		ng/l	1.76	--	1
PFAS, Total (5)	847		ng/l	1.76	--	1

Project Name: TROY MILLS LANDFILL SUPERFUND **Lab Number:** L2017768

Project Number: 04.0190987.09 **Report Date:** 05/11/20

SAMPLE RESULTS

Lab ID: L2017768-08 Date Collected: 04/28/20 13:45

Client ID: TRY_MW-804 Date Received: 04/29/20

Sample Location: TROY, NH Field Prep: Not Specified

Sample Depth:

Parameter	Result	Qualifier	Units	RL	MDL	Dilution Factor
Perfluorinated Alkyl Acids by Isotope Dilution - Mansfield Lab						

Surrogate (Extracted Internal Standard)	% Recovery	Qualifier	Acceptance Criteria
Perfluoro[13C4]Butanoic Acid (MPFBA)	94		2-156
Perfluoro[13C5]Pentanoic Acid (M5PFPEA)	61		16-173
Perfluoro[2,3,4-13C3]Butanesulfonic Acid (M3PFBS)	58		31-159
1H,1H,2H,2H-Perfluoro[1,2-13C2]Hexanesulfonic Acid (M2-4:2FTS)	158		1-313
Perfluoro[1,2,3,4,6-13C5]Hexanoic Acid (M5PFHxA)	48		21-145
Perfluoro[1,2,3,4-13C4]Heptanoic Acid (M4PFHpA)	62		30-139
Perfluoro[1,2,3-13C3]Hexanesulfonic Acid (M3PFHxS)	98		47-153
Perfluoro[13C8]Octanoic Acid (M8PFOA)	88		36-149
1H,1H,2H,2H-Perfluoro[1,2-13C2]Octanesulfonic Acid (M2-6:2FTS)	**275**	Q	1-244
Perfluoro[13C9]Nonanoic Acid (M9PFNA)	89		34-146
Perfluoro[13C8]Octanesulfonic Acid (M8PFOS)	83		42-146
Perfluoro[1,2,3,4,5,6-13C6]Decanoic Acid (M6PFDA)	79		38-144
1H,1H,2H,2H-Perfluoro[1,2-13C2]Decanesulfonic Acid (M2-8:2FTS)	**230**	Q	7-170
N-Deuteriomethylperfluoro-1-octanesulfonamidoacetic Acid (d3-NMeFOSAA)	116		1-181
Perfluoro[1,2,3,4,5,6,7-13C7]Undecanoic Acid (M7-PFUDA)	92		40-144
Perfluoro[13C8]Octanesulfonamide (M8FOSA)	39		1-87
N-Deuterioethylperfluoro-1-octanesulfonamidoacetic Acid (d5-NEtFOSAA)	124		23-146
Perfluoro[1,2-13C2]Dodecanoic Acid (MPFDOA)	80		24-161
Perfluoro[1,2-13C2]Tetradecanoic Acid (M2PFTEDA)	68		33-143
2,3,3,3-Tetrafluoro-2-[1,1,2,2,3,3,3-Heptafluoropropoxy]-13C3-Propanoic Acid (M3HFPO-DA)	**156**	Q	50-150
Perfluoro[13C2]Hexadecanoic Acid (M2PFHxDA)	**44**	Q	50-150
N-Methyl-d3-Perfluoro-1-Octanesulfonamide (d3-NMeFOSA)	**12**	Q	50-150
N-Ethyl-d5-Perfluoro-1-Octanesulfonamide (d5-NEtFOSA)	**14**	Q	50-150
2-(N-Methyl-d3-Perfluoro-1-Octanesulfonamido)ethan-d4-ol (d7-NMeFOSE)	**42**	Q	50-150
2-(N-Ethyl-d5-Perfluoro-1-Octanesulfonamido)ethan-d4-ol (d9-NEtFOSE)	54		50-150

Project Name: TROY MILLS LANDFILL SUPERFUND **Lab Number:** L2017768

Project Number: 04.0190987.09 **Report Date:** 05/11/20

SAMPLE RESULTS

Lab ID: L2017768-09
Client ID: TRY_MW-804 DUP
Sample Location: TROY, NH

Date Collected: 04/28/20 13:45
Date Received: 04/29/20
Field Prep: Not Specified

Sample Depth:
Matrix: Water
Analytical Method: 134,LCMSMS-ID
Analytical Date: 05/02/20 23:56
Analyst: SG

Extraction Method: ALPHA 23528
Extraction Date: 04/30/20 12:17

Parameter	Result	Qualifier	Units	RL	MDL	Dilution Factor
Perfluorinated Alkyl Acids by Isotope Dilution - Mansfield Lab						
Perfluorobutanoic Acid (PFBA)	106		ng/l	1.80	--	1
Perfluoropentanoic Acid (PFPeA)	193		ng/l	1.80	--	1
Perfluorobutanesulfonic Acid (PFBS)	21.9		ng/l	1.80	--	1
1H,1H,2H,2H-Perfluorohexanesulfonic Acid (4:2FTS)	ND		ng/l	1.80	--	1
Perfluorohexanoic Acid (PFHxA)	244		ng/l	1.80	--	1
Perfluoropentanesulfonic Acid (PFPeS)	2.88		ng/l	1.80	--	1
Perfluoroheptanoic Acid (PFHpA)	407		ng/l	1.80	--	1
Perfluorohexanesulfonic Acid (PFHxS)	7.52		ng/l	1.80	--	1
Perfluorooctanoic Acid (PFOA)	424		ng/l	1.80	--	1
1H,1H,2H,2H-Perfluorooctanesulfonic Acid (6:2FTS)	ND		ng/l	1.80	--	1
Perfluoroheptanesulfonic Acid (PFHpS)	ND		ng/l	1.80	--	1
Perfluorononanoic Acid (PFNA)	2.88		ng/l	1.80	--	1
Perfluorooctanesulfonic Acid (PFOS)	3.96		ng/l	1.80	--	1
Perfluorodecanoic Acid (PFDA)	ND		ng/l	1.80	--	1
1H,1H,2H,2H-Perfluorodecanesulfonic Acid (8:2FTS)	ND		ng/l	1.80	--	1
Perfluorononanesulfonic Acid (PFNS)	ND		ng/l	1.80	--	1
N-Methyl Perfluorooctanesulfonamidoacetic Acid (NMeFOSAA)	ND		ng/l	1.80	--	1
Perfluoroundecanoic Acid (PFUnA)	ND		ng/l	1.80	--	1
Perfluorodecanesulfonic Acid (PFDS)	ND		ng/l	1.80	--	1
Perfluorooctanesulfonamide (FOSA)	ND		ng/l	1.80	--	1
N-Ethyl Perfluorooctanesulfonamidoacetic Acid (NEtFOSAA)	ND		ng/l	1.80	--	1
Perfluorododecanoic Acid (PFDoA)	ND		ng/l	1.80	--	1
Perfluorotridecanoic Acid (PFTrDA)	ND		ng/l	1.80	--	1
Perfluorotetradecanoic Acid (PFTA)	ND		ng/l	1.80	--	1
2,3,3,3-Tetrafluoro-2-[1,1,2,2,3,3,3-Heptafluoropropoxy]-Propanoic Acid (HFPO-DA)	ND		ng/l	45.0	--	1
4,8-Dioxa-3h-Perfluorononanoic Acid (ADONA)	ND		ng/l	1.80	--	1
Perfluorohexadecanoic Acid (PFHxDA)	ND		ng/l	3.60	--	1

Project Name: TROY MILLS LANDFILL SUPERFUND **Lab Number:** L2017768

Project Number: 04.0190987.09 **Report Date:** 05/11/20

SAMPLE RESULTS

Lab ID: L2017768-09 Date Collected: 04/28/20 13:45

Client ID: TRY_MW-804 DUP Date Received: 04/29/20

Sample Location: TROY, NH Field Prep: Not Specified

Sample Depth:

Parameter	Result	Qualifier	Units	RL	MDL	Dilution Factor
Perfluorinated Alkyl Acids by Isotope Dilution - Mansfield Lab						
Perfluorooctadecanoic Acid (PFODA)	ND		ng/l	3.60	--	1
Perfluorododecane Sulfonic Acid (PFDoDS)	ND		ng/l	1.80	--	1
1H,1H,2H,2H-Perfluorododecanesulfonic Acid (10:2FTS)	ND		ng/l	4.50	--	1
9-Chlorohexadecafluoro-3-Oxanone-1-Sulfonic Acid (9Cl-PF3ONS)	ND		ng/l	1.80	--	1
11-Chloroeicosafluoro-3-Oxaundecane-1-Sulfonic Acid (11Cl-PF3OUdS)	ND		ng/l	1.80	--	1
N-Methyl Perfluorooctane Sulfonamide (NMeFOSA)	ND		ng/l	18.0	--	1
N-Ethyl Perfluorooctane Sulfonamide (NEtFOSA)	ND		ng/l	18.0	--	1
N-Methyl Perfluorooctanesulfonamido Ethanol (NMeFOSE)	ND		ng/l	45.0	--	1
N-Ethyl Perfluorooctanesulfonamido Ethanol (NEtFOSE)	ND		ng/l	45.0	--	1
PFOA/PFOS, Total	428		ng/l	1.80	--	1
PFAS, Total (5)	845		ng/l	1.80	--	1

Project Name: TROY MILLS LANDFILL SUPERFUND **Lab Number:** L2017768

Project Number: 04.0190987.09 **Report Date:** 05/11/20

SAMPLE RESULTS

Lab ID: L2017768-09 Date Collected: 04/28/20 13:45

Client ID: TRY_MW-804 DUP Date Received: 04/29/20

Sample Location: TROY, NH Field Prep: Not Specified

Sample Depth:

Parameter	Result	Qualifier	Units	RL	MDL	Dilution Factor

Perfluorinated Alkyl Acids by Isotope Dilution - Mansfield Lab

Surrogate (Extracted Internal Standard)	% Recovery	Qualifier	Acceptance Criteria
Perfluoro[13C4]Butanoic Acid (MPFBA)	95		2-156
Perfluoro[13C5]Pentanoic Acid (M5PFPEA)	62		16-173
Perfluoro[2,3,4-13C3]Butanesulfonic Acid (M3PFBS)	59		31-159
1H,1H,2H,2H-Perfluoro[1,2-13C2]Hexanesulfonic Acid (M2-4:2FTS)	162		1-313
Perfluoro[1,2,3,4,6-13C5]Hexanoic Acid (M5PFHxA)	51		21-145
Perfluoro[1,2,3,4-13C4]Heptanoic Acid (M4PFHpA)	64		30-139
Perfluoro[1,2,3-13C3]Hexanesulfonic Acid (M3PFHxS)	99		47-153
Perfluoro[13C8]Octanoic Acid (M8PFOA)	89		36-149
1H,1H,2H,2H-Perfluoro[1,2-13C2]Octanesulfonic Acid (M2-6:2FTS)	**247**	Q	1-244
Perfluoro[13C9]Nonanoic Acid (M9PFNA)	89		34-146
Perfluoro[13C8]Octanesulfonic Acid (M8PFOS)	88		42-146
Perfluoro[1,2,3,4,5,6-13C6]Decanoic Acid (M6PFDA)	81		38-144
1H,1H,2H,2H-Perfluoro[1,2-13C2]Decanesulfonic Acid (M2-8:2FTS)	**219**	Q	7-170
N-Deuteriomethylperfluoro-1-octanesulfonamidoacetic Acid (d3-NMeFOSAA)	109		1-181
Perfluoro[1,2,3,4,5,6,7-13C7]Undecanoic Acid (M7-PFUDA)	93		40-144
Perfluoro[13C8]Octanesulfonamide (M8FOSA)	39		1-87
N-Deuterioethylperfluoro-1-octanesulfonamidoacetic Acid (d5-NEtFOSAA)	135		23-146
Perfluoro[1,2-13C2]Dodecanoic Acid (MPFDOA)	87		24-161
Perfluoro[1,2-13C2]Tetradecanoic Acid (M2PFTEDA)	69		33-143
2,3,3,3-Tetrafluoro-2-[1,1,2,2,3,3,3-Heptafluoropropoxy]-13C3-Propanoic Acid (M3HFPO-DA)	126		50-150
Perfluoro[13C2]Hexadecanoic Acid (M2PFHxDA)	**44**	Q	50-150
N-Methyl-d3-Perfluoro-1-Octanesulfonamide (d3-NMeFOSA)	**12**	Q	50-150
N-Ethyl-d5-Perfluoro-1-Octanesulfonamide (d5-NEtFOSA)	**14**	Q	50-150
2-(N-Methyl-d3-Perfluoro-1-Octanesulfonamido)ethan-d4-ol (d7-NMeFOSE)	**41**	Q	50-150
2-(N-Ethyl-d5-Perfluoro-1-Octanesulfonamido)ethan-d4-ol (d9-NEtFOSE)	53		50-150

Project Name: TROY MILLS LANDFILL SUPERFUND **Lab Number:** L2017768

Project Number: 04.0190987.09 **Report Date:** 05/11/20

SAMPLE RESULTS

Lab ID: L2017768-10
Client ID: TRY_MW-205
Sample Location: TROY, NH

Date Collected: 04/28/20 09:40
Date Received: 04/29/20
Field Prep: Not Specified

Sample Depth:
Matrix: Water
Analytical Method: 134,LCMSMS-ID
Analytical Date: 05/03/20 00:13
Analyst: SG

Extraction Method: ALPHA 23528
Extraction Date: 04/30/20 12:17

Parameter	Result	Qualifier	Units	RL	MDL	Dilution Factor
Perfluorinated Alkyl Acids by Isotope Dilution - Mansfield Lab						
Perfluorobutanoic Acid (PFBA)	ND		ng/l	16.7	--	1
Perfluoropentanoic Acid (PFPeA)	55.7		ng/l	16.7	--	1
Perfluorobutanesulfonic Acid (PFBS)	ND		ng/l	16.7	--	1
1H,1H,2H,2H-Perfluorohexanesulfonic Acid (4:2FTS)	ND		ng/l	16.7	--	1
Perfluorohexanoic Acid (PFHxA)	57.5		ng/l	16.7	--	1
Perfluoropentanesulfonic Acid (PFPeS)	ND		ng/l	16.7	--	1
Perfluoroheptanoic Acid (PFHpA)	54.5		ng/l	16.7	--	1
Perfluorohexanesulfonic Acid (PFHxS)	ND		ng/l	16.7	--	1
Perfluorooctanoic Acid (PFOA)	45.2		ng/l	16.7	--	1
1H,1H,2H,2H-Perfluorooctanesulfonic Acid (6:2FTS)	ND		ng/l	16.7	--	1
Perfluoroheptanesulfonic Acid (PFHpS)	ND		ng/l	16.7	--	1
Perfluorononanoic Acid (PFNA)	ND		ng/l	16.7	--	1
Perfluorooctanesulfonic Acid (PFOS)	ND		ng/l	16.7	--	1
Perfluorodecanoic Acid (PFDA)	ND		ng/l	16.7	--	1
1H,1H,2H,2H-Perfluorodecanesulfonic Acid (8:2FTS)	ND		ng/l	16.7	--	1
Perfluorononanesulfonic Acid (PFNS)	ND		ng/l	16.7	--	1
N-Methyl Perfluorooctanesulfonamidoacetic Acid (NMeFOSAA)	ND		ng/l	16.7	--	1
Perfluoroundecanoic Acid (PFUnA)	ND		ng/l	16.7	--	1
Perfluorodecanesulfonic Acid (PFDS)	ND		ng/l	16.7	--	1
Perfluorooctanesulfonamide (FOSA)	ND		ng/l	16.7	--	1
N-Ethyl Perfluorooctanesulfonamidoacetic Acid (NEtFOSAA)	ND		ng/l	16.7	--	1
Perfluorododecanoic Acid (PFDoA)	ND		ng/l	16.7	--	1
Perfluorotridecanoic Acid (PFTrDA)	ND		ng/l	16.7	--	1
Perfluorotetradecanoic Acid (PFTA)	ND		ng/l	16.7	--	1
2,3,3,3-Tetrafluoro-2-[1,1,2,2,3,3,3-Heptafluoropropoxy]-Propanoic Acid (HFPO-DA)	ND		ng/l	417	--	1
4,8-Dioxa-3h-Perfluorononanoic Acid (ADONA)	ND		ng/l	16.7	--	1
Perfluorohexadecanoic Acid (PFHxDA)	ND		ng/l	33.3	--	1

Project Name: TROY MILLS LANDFILL SUPERFUND **Lab Number:** L2017768

Project Number: 04.0190987.09 **Report Date:** 05/11/20

SAMPLE RESULTS

Lab ID: L2017768-10 Date Collected: 04/28/20 09:40

Client ID: TRY_MW-205 Date Received: 04/29/20

Sample Location: TROY, NH Field Prep: Not Specified

Sample Depth:

Parameter	Result	Qualifier	Units	RL	MDL	Dilution Factor
Perfluorinated Alkyl Acids by Isotope Dilution - Mansfield Lab						
Perfluorooctadecanoic Acid (PFODA)	ND		ng/l	33.3	--	1
Perfluorododecane Sulfonic Acid (PFDoDS)	ND		ng/l	16.7	--	1
1H,1H,2H,2H-Perfluorododecanesulfonic Acid (10:2FTS)	ND		ng/l	41.7	--	1
9-Chlorohexadecafluoro-3-Oxanone-1-Sulfonic Acid (9Cl-PF3ONS)	ND		ng/l	16.7	--	1
11-Chloroeicosafluoro-3-Oxaundecane-1-Sulfonic Acid (11Cl-PF3OUdS)	ND		ng/l	16.7	--	1
N-Methyl Perfluorooctane Sulfonamide (NMeFOSA)	ND		ng/l	167	--	1
N-Ethyl Perfluorooctane Sulfonamide (NEtFOSA)	ND		ng/l	167	--	1
N-Methyl Perfluorooctanesulfonamido Ethanol (NMeFOSE)	ND		ng/l	417	--	1
N-Ethyl Perfluorooctanesulfonamido Ethanol (NEtFOSE)	ND		ng/l	417	--	1
PFOA/PFOS, Total	45.2		ng/l	16.7	--	1
PFAS, Total (5)	99.7		ng/l	16.7	--	1

Project Name: TROY MILLS LANDFILL SUPERFUND **Lab Number:** L2017768

Project Number: 04.0190987.09 **Report Date:** 05/11/20

SAMPLE RESULTS

Lab ID: L2017768-10 Date Collected: 04/28/20 09:40

Client ID: TRY_MW-205 Date Received: 04/29/20

Sample Location: TROY, NH Field Prep: Not Specified

Sample Depth:

Parameter	Result	Qualifier	Units	RL	MDL	Dilution Factor
Perfluorinated Alkyl Acids by Isotope Dilution - Mansfield Lab						

Surrogate (Extracted Internal Standard)	% Recovery	Qualifier	Acceptance Criteria
Perfluoro[13C4]Butanoic Acid (MPFBA)	81		2-156
Perfluoro[13C5]Pentanoic Acid (M5PFPEA)	71		16-173
Perfluoro[2,3,4-13C3]Butanesulfonic Acid (M3PFBS)	87		31-159
1H,1H,2H,2H-Perfluoro[1,2-13C2]Hexanesulfonic Acid (M2-4:2FTS)	195		1-313
Perfluoro[1,2,3,4,6-13C5]Hexanoic Acid (M5PFHxA)	61		21-145
Perfluoro[1,2,3,4-13C4]Heptanoic Acid (M4PFHpA)	73		30-139
Perfluoro[1,2,3-13C3]Hexanesulfonic Acid (M3PFHxS)	119		47-153
Perfluoro[13C8]Octanoic Acid (M8PFOA)	79		36-149
1H,1H,2H,2H-Perfluoro[1,2-13C2]Octanesulfonic Acid (M2-6:2FTS)	167		1-244
Perfluoro[13C9]Nonanoic Acid (M9PFNA)	68		34-146
Perfluoro[13C8]Octanesulfonic Acid (M8PFOS)	97		42-146
Perfluoro[1,2,3,4,5,6-13C6]Decanoic Acid (M6PFDA)	68		38-144
1H,1H,2H,2H-Perfluoro[1,2-13C2]Decanesulfonic Acid (M2-8:2FTS)	122		7-170
N-Deuteriomethylperfluoro-1-octanesulfonamidoacetic Acid (d3-NMeFOSAA)	57		1-181
Perfluoro[1,2,3,4,5,6,7-13C7]Undecanoic Acid (M7-PFUDA)	71		40-144
Perfluoro[13C8]Octanesulfonamide (M8FOSA)	40		1-87
N-Deuterioethylperfluoro-1-octanesulfonamidoacetic Acid (d5-NEtFOSAA)	61		23-146
Perfluoro[1,2-13C2]Dodecanoic Acid (MPFDOA)	62		24-161
Perfluoro[1,2-13C2]Tetradecanoic Acid (M2PFTEDA)	57		33-143
2,3,3,3-Tetrafluoro-2-[1,1,2,2,3,3,3-Heptafluoropropoxy]-13C3-Propanoic Acid (M3HFPO-DA)	**36**	Q	50-150
Perfluoro[13C2]Hexadecanoic Acid (M2PFHxDA)	**26**	Q	50-150
N-Methyl-d3-Perfluoro-1-Octanesulfonamide (d3-NMeFOSA)	**9**	Q	50-150
N-Ethyl-d5-Perfluoro-1-Octanesulfonamide (d5-NEtFOSA)	**9**	Q	50-150
2-(N-Methyl-d3-Perfluoro-1-Octanesulfonamido)ethan-d4-ol (d7-NMeFOSE)	**42**	Q	50-150
2-(N-Ethyl-d5-Perfluoro-1-Octanesulfonamido)ethan-d4-ol (d9-NEtFOSE)	50		50-150

Project Name: TROY MILLS LANDFILL SUPERFUND **Lab Number:** L2017768

Project Number: 04.0190987.09 **Report Date:** 05/11/20

SAMPLE RESULTS

Lab ID: L2017768-11
Client ID: EQUIP BLANK
Sample Location: TROY, NH

Date Collected: 04/29/20 08:30
Date Received: 04/29/20
Field Prep: Not Specified

Sample Depth:
Matrix: Water
Analytical Method: 134,LCMSMS-ID
Analytical Date: 05/02/20 19:31
Analyst: SG

Extraction Method: ALPHA 23528
Extraction Date: 04/30/20 12:17

Parameter	Result	Qualifier	Units	RL	MDL	Dilution Factor
Perfluorinated Alkyl Acids by Isotope Dilution - Mansfield Lab						
Perfluorobutanoic Acid (PFBA)	ND		ng/l	1.85	--	1
Perfluoropentanoic Acid (PFPeA)	ND		ng/l	1.85	--	1
Perfluorobutanesulfonic Acid (PFBS)	ND		ng/l	1.85	--	1
1H,1H,2H,2H-Perfluorohexanesulfonic Acid (4:2FTS)	ND		ng/l	1.85	--	1
Perfluorohexanoic Acid (PFHxA)	ND		ng/l	1.85	--	1
Perfluoropentanesulfonic Acid (PFPeS)	ND		ng/l	1.85	--	1
Perfluoroheptanoic Acid (PFHpA)	ND		ng/l	1.85	--	1
Perfluorohexanesulfonic Acid (PFHxS)	ND		ng/l	1.85	--	1
Perfluorooctanoic Acid (PFOA)	ND		ng/l	1.85	--	1
1H,1H,2H,2H-Perfluorooctanesulfonic Acid (6:2FTS)	ND		ng/l	1.85	--	1
Perfluoroheptanesulfonic Acid (PFHpS)	ND		ng/l	1.85	--	1
Perfluorononanoic Acid (PFNA)	ND		ng/l	1.85	--	1
Perfluorooctanesulfonic Acid (PFOS)	ND		ng/l	1.85	--	1
Perfluorodecanoic Acid (PFDA)	ND		ng/l	1.85	--	1
1H,1H,2H,2H-Perfluorodecanesulfonic Acid (8:2FTS)	ND		ng/l	1.85	--	1
Perfluorononanesulfonic Acid (PFNS)	ND		ng/l	1.85	--	1
N-Methyl Perfluorooctanesulfonamidoacetic Acid (NMeFOSAA)	ND		ng/l	1.85	--	1
Perfluoroundecanoic Acid (PFUnA)	ND		ng/l	1.85	--	1
Perfluorodecanesulfonic Acid (PFDS)	ND		ng/l	1.85	--	1
Perfluorooctanesulfonamide (FOSA)	ND		ng/l	1.85	--	1
N-Ethyl Perfluorooctanesulfonamidoacetic Acid (NEtFOSAA)	ND		ng/l	1.85	--	1
Perfluorododecanoic Acid (PFDoA)	ND		ng/l	1.85	--	1
Perfluorotridecanoic Acid (PFTrDA)	ND		ng/l	1.85	--	1
Perfluorotetradecanoic Acid (PFTA)	ND		ng/l	1.85	--	1
2,3,3,3-Tetrafluoro-2-[1,1,2,2,3,3,3-Heptafluoropropoxy]-Propanoic Acid (HFPO-DA)	ND		ng/l	46.3	--	1
4,8-Dioxa-3h-Perfluorononanoic Acid (ADONA)	ND		ng/l	1.85	--	1
Perfluorohexadecanoic Acid (PFHxDA)	ND		ng/l	3.70	--	1

Project Name: TROY MILLS LANDFILL SUPERFUND **Lab Number:** L2017768

Project Number: 04.0190987.09 **Report Date:** 05/11/20

SAMPLE RESULTS

Lab ID: L2017768-11 Date Collected: 04/29/20 08:30

Client ID: EQUIP BLANK Date Received: 04/29/20

Sample Location: TROY, NH Field Prep: Not Specified

Sample Depth:

Parameter	Result	Qualifier	Units	RL	MDL	Dilution Factor
Perfluorinated Alkyl Acids by Isotope Dilution - Mansfield Lab						
Perfluorooctadecanoic Acid (PFODA)	ND		ng/l	3.70	--	1
Perfluorododecane Sulfonic Acid (PFDoDS)	ND		ng/l	1.85	--	1
1H,1H,2H,2H-Perfluorododecanesulfonic Acid (10:2FTS)	ND		ng/l	4.63	--	1
9-Chlorohexadecafluoro-3-Oxanone-1-Sulfonic Acid (9Cl-PF3ONS)	ND		ng/l	1.85	--	1
11-Chloroeicosafluoro-3-Oxaundecane-1-Sulfonic Acid (11Cl-PF3OUdS)	ND		ng/l	1.85	--	1
N-Methyl Perfluorooctane Sulfonamide (NMeFOSA)	ND		ng/l	18.5	--	1
N-Ethyl Perfluorooctane Sulfonamide (NEtFOSA)	ND		ng/l	18.5	--	1
N-Methyl Perfluorooctanesulfonamido Ethanol (NMeFOSE)	ND		ng/l	46.3	--	1
N-Ethyl Perfluorooctanesulfonamido Ethanol (NEtFOSE)	ND		ng/l	46.3	--	1
PFOA/PFOS, Total	ND		ng/l	1.85	--	1
PFAS, Total (5)	ND		ng/l	1.85	--	1

Project Name: TROY MILLS LANDFILL SUPERFUND **Lab Number:** L2017768

Project Number: 04.0190987.09 **Report Date:** 05/11/20

SAMPLE RESULTS

Lab ID: L2017768-11 Date Collected: 04/29/20 08:30

Client ID: EQUIP BLANK Date Received: 04/29/20

Sample Location: TROY, NH Field Prep: Not Specified

Sample Depth:

Parameter	Result	Qualifier	Units	RL	MDL	Dilution Factor

Perfluorinated Alkyl Acids by Isotope Dilution - Mansfield Lab

Surrogate (Extracted Internal Standard)	% Recovery	Qualifier	Acceptance Criteria
Perfluoro[13C4]Butanoic Acid (MPFBA)	86		2-156
Perfluoro[13C5]Pentanoic Acid (M5PFPEA)	88		16-173
Perfluoro[2,3,4-13C3]Butanesulfonic Acid (M3PFBS)	91		31-159
1H,1H,2H,2H-Perfluoro[1,2-13C2]Hexanesulfonic Acid (M2-4:2FTS)	87		1-313
Perfluoro[1,2,3,4,6-13C5]Hexanoic Acid (M5PFHxA)	72		21-145
Perfluoro[1,2,3,4-13C4]Heptanoic Acid (M4PFHpA)	84		30-139
Perfluoro[1,2,3-13C3]Hexanesulfonic Acid (M3PFHxS)	118		47-153
Perfluoro[13C8]Octanoic Acid (M8PFOA)	94		36-149
1H,1H,2H,2H-Perfluoro[1,2-13C2]Octanesulfonic Acid (M2-6:2FTS)	106		1-244
Perfluoro[13C9]Nonanoic Acid (M9PFNA)	94		34-146
Perfluoro[13C8]Octanesulfonic Acid (M8PFOS)	102		42-146
Perfluoro[1,2,3,4,5,6-13C6]Decanoic Acid (M6PFDA)	96		38-144
1H,1H,2H,2H-Perfluoro[1,2-13C2]Decanesulfonic Acid (M2-8:2FTS)	107		7-170
N-Deuteriomethylperfluoro-1-octanesulfonamidoacetic Acid (d3-NMeFOSAA)	89		1-181
Perfluoro[1,2,3,4,5,6,7-13C7]Undecanoic Acid (M7-PFUDA)	113		40-144
Perfluoro[13C8]Octanesulfonamide (M8FOSA)	48		1-87
N-Deuterioethylperfluoro-1-octanesulfonamidoacetic Acid (d5-NEtFOSAA)	92		23-146
Perfluoro[1,2-13C2]Dodecanoic Acid (MPFDOA)	105		24-161
Perfluoro[1,2-13C2]Tetradecanoic Acid (M2PFTEDA)	84		33-143
2,3,3,3-Tetrafluoro-2-[1,1,2,2,3,3,3-Heptafluoropropoxy]-13C3-Propanoic Acid (M3HFPO-DA)	**29**	Q	50-150
Perfluoro[13C2]Hexadecanoic Acid (M2PFHxDA)	52		50-150
N-Methyl-d3-Perfluoro-1-Octanesulfonamide (d3-NMeFOSA)	**7**	Q	50-150
N-Ethyl-d5-Perfluoro-1-Octanesulfonamide (d5-NEtFOSA)	**6**	Q	50-150
2-(N-Methyl-d3-Perfluoro-1-Octanesulfonamido)ethan-d4-ol (d7-NMeFOSE)	**36**	Q	50-150
2-(N-Ethyl-d5-Perfluoro-1-Octanesulfonamido)ethan-d4-ol (d9-NEtFOSE)	**44**	Q	50-150

Project Name: TROY MILLS LANDFILL SUPERFUND **Lab Number:** L2017768

Project Number: 04.0190987.09 **Report Date:** 05/11/20

SAMPLE RESULTS

Lab ID: L2017768-12
Client ID: EQUIP BLANK
Sample Location: TROY, NH

Date Collected: 04/29/20 09:00
Date Received: 04/29/20
Field Prep: Not Specified

Sample Depth:
Matrix: Water
Analytical Method: 134,LCMSMS-ID
Analytical Date: 05/02/20 19:48
Analyst: SG

Extraction Method: ALPHA 23528
Extraction Date: 04/30/20 12:17

Parameter	Result	Qualifier	Units	RL	MDL	Dilution Factor
Perfluorinated Alkyl Acids by Isotope Dilution - Mansfield Lab						
Perfluorobutanoic Acid (PFBA)	67.2		ng/l	1.75	--	1
Perfluoropentanoic Acid (PFPeA)	67.4		ng/l	1.75	--	1
Perfluorobutanesulfonic Acid (PFBS)	ND		ng/l	1.75	--	1
1H,1H,2H,2H-Perfluorohexanesulfonic Acid (4:2FTS)	ND		ng/l	1.75	--	1
Perfluorohexanoic Acid (PFHxA)	7.17		ng/l	1.75	--	1
Perfluoropentanesulfonic Acid (PFPeS)	ND		ng/l	1.75	--	1
Perfluoroheptanoic Acid (PFHpA)	4.66		ng/l	1.75	--	1
Perfluorohexanesulfonic Acid (PFHxS)	ND		ng/l	1.75	--	1
Perfluorooctanoic Acid (PFOA)	1.81		ng/l	1.75	--	1
1H,1H,2H,2H-Perfluorooctanesulfonic Acid (6:2FTS)	ND		ng/l	1.75	--	1
Perfluoroheptanesulfonic Acid (PFHpS)	ND		ng/l	1.75	--	1
Perfluorononanoic Acid (PFNA)	ND		ng/l	1.75	--	1
Perfluorooctanesulfonic Acid (PFOS)	4.10		ng/l	1.75	--	1
Perfluorodecanoic Acid (PFDA)	ND		ng/l	1.75	--	1
1H,1H,2H,2H-Perfluorodecanesulfonic Acid (8:2FTS)	ND		ng/l	1.75	--	1
Perfluorononanesulfonic Acid (PFNS)	ND		ng/l	1.75	--	1
N-Methyl Perfluorooctanesulfonamidoacetic Acid (NMeFOSAA)	ND		ng/l	1.75	--	1
Perfluoroundecanoic Acid (PFUnA)	ND		ng/l	1.75	--	1
Perfluorodecanesulfonic Acid (PFDS)	ND		ng/l	1.75	--	1
Perfluorooctanesulfonamide (FOSA)	ND		ng/l	1.75	--	1
N-Ethyl Perfluorooctanesulfonamidoacetic Acid (NEtFOSAA)	ND		ng/l	1.75	--	1
Perfluorododecanoic Acid (PFDoA)	ND		ng/l	1.75	--	1
Perfluorotridecanoic Acid (PFTrDA)	ND		ng/l	1.75	--	1
Perfluorotetradecanoic Acid (PFTA)	ND		ng/l	1.75	--	1
2,3,3,3-Tetrafluoro-2-[1,1,2,2,3,3,3-Heptafluoropropoxy]-Propanoic Acid (HFPO-DA)	ND		ng/l	43.8	--	1
4,8-Dioxa-3h-Perfluorononanoic Acid (ADONA)	ND		ng/l	1.75	--	1
Perfluorohexadecanoic Acid (PFHxDA)	ND		ng/l	3.51	--	1

Project Name: TROY MILLS LANDFILL SUPERFUND **Lab Number:** L2017768

Project Number: 04.0190987.09 **Report Date:** 05/11/20

SAMPLE RESULTS

Lab ID: L2017768-12 Date Collected: 04/29/20 09:00

Client ID: EQUIP BLANK Date Received: 04/29/20

Sample Location: TROY, NH Field Prep: Not Specified

Sample Depth:

Parameter	Result	Qualifier	Units	RL	MDL	Dilution Factor
Perfluorinated Alkyl Acids by Isotope Dilution - Mansfield Lab						
Perfluorooctadecanoic Acid (PFODA)	ND		ng/l	3.51	--	1
Perfluorododecane Sulfonic Acid (PFDoDS)	ND		ng/l	1.75	--	1
1H,1H,2H,2H-Perfluorododecanesulfonic Acid (10:2FTS)	ND		ng/l	4.38	--	1
9-Chlorohexadecafluoro-3-Oxanone-1-Sulfonic Acid (9Cl-PF3ONS)	ND		ng/l	1.75	--	1
11-Chloroeicosafluoro-3-Oxaundecane-1-Sulfonic Acid (11Cl-PF3OUdS)	ND		ng/l	1.75	--	1
N-Methyl Perfluorooctane Sulfonamide (NMeFOSA)	ND		ng/l	17.5	--	1
N-Ethyl Perfluorooctane Sulfonamide (NEtFOSA)	ND		ng/l	17.5	--	1
N-Methyl Perfluorooctanesulfonamido Ethanol (NMeFOSE)	ND		ng/l	43.8	--	1
N-Ethyl Perfluorooctanesulfonamido Ethanol (NEtFOSE)	ND		ng/l	43.8	--	1
PFOA/PFOS, Total	5.91		ng/l	1.75	--	1
PFAS, Total (5)	10.6		ng/l	1.75	--	1

Project Name: TROY MILLS LANDFILL SUPERFUND **Lab Number:** L2017768

Project Number: 04.0190987.09 **Report Date:** 05/11/20

SAMPLE RESULTS

Lab ID: L2017768-12 Date Collected: 04/29/20 09:00

Client ID: EQUIP BLANK Date Received: 04/29/20

Sample Location: TROY, NH Field Prep: Not Specified

Sample Depth:

Parameter	Result	Qualifier	Units	RL	MDL	Dilution Factor
Perfluorinated Alkyl Acids by Isotope Dilution - Mansfield Lab						

Surrogate (Extracted Internal Standard)	% Recovery	Qualifier	Acceptance Criteria
Perfluoro[13C4]Butanoic Acid (MPFBA)	19		2-156
Perfluoro[13C5]Pentanoic Acid (M5PFPEA)	20		16-173
Perfluoro[2,3,4-13C3]Butanesulfonic Acid (M3PFBS)	98		31-159
1H,1H,2H,2H-Perfluoro[1,2-13C2]Hexanesulfonic Acid (M2-4:2FTS)	107		1-313
Perfluoro[1,2,3,4,6-13C5]Hexanoic Acid (M5PFHxA)	**17**	Q	21-145
Perfluoro[1,2,3,4-13C4]Heptanoic Acid (M4PFHpA)	**22**	Q	30-139
Perfluoro[1,2,3-13C3]Hexanesulfonic Acid (M3PFHxS)	125		47-153
Perfluoro[13C8]Octanoic Acid (M8PFOA)	**30**	Q	36-149
1H,1H,2H,2H-Perfluoro[1,2-13C2]Octanesulfonic Acid (M2-6:2FTS)	192		1-244
Perfluoro[13C9]Nonanoic Acid (M9PFNA)	34		34-146
Perfluoro[13C8]Octanesulfonic Acid (M8PFOS)	105		42-146
Perfluoro[1,2,3,4,5,6-13C6]Decanoic Acid (M6PFDA)	42		38-144
1H,1H,2H,2H-Perfluoro[1,2-13C2]Decanesulfonic Acid (M2-8:2FTS)	**182**	Q	7-170
N-Deuteriomethylperfluoro-1-octanesulfonamidoacetic Acid (d3-NMeFOSAA)	50		1-181
Perfluoro[1,2,3,4,5,6,7-13C7]Undecanoic Acid (M7-PFUDA)	52		40-144
Perfluoro[13C8]Octanesulfonamide (M8FOSA)	46		1-87
N-Deuterioethylperfluoro-1-octanesulfonamidoacetic Acid (d5-NEtFOSAA)	39		23-146
Perfluoro[1,2-13C2]Dodecanoic Acid (MPFDOA)	58		24-161
Perfluoro[1,2-13C2]Tetradecanoic Acid (M2PFTEDA)	63		33-143
2,3,3,3-Tetrafluoro-2-[1,1,2,2,3,3,3-Heptafluoropropoxy]-13C3-Propanoic Acid (M3HFPO-DA)	**3**	Q	50-150
Perfluoro[13C2]Hexadecanoic Acid (M2PFHxDA)	**43**	Q	50-150
N-Methyl-d3-Perfluoro-1-Octanesulfonamide (d3-NMeFOSA)	**5**	Q	50-150
N-Ethyl-d5-Perfluoro-1-Octanesulfonamide (d5-NEtFOSA)	**4**	Q	50-150
2-(N-Methyl-d3-Perfluoro-1-Octanesulfonamido)ethan-d4-ol (d7-NMeFOSE)	**34**	Q	50-150
2-(N-Ethyl-d5-Perfluoro-1-Octanesulfonamido)ethan-d4-ol (d9-NEtFOSE)	**40**	Q	50-150

Project Name: TROY MILLS LANDFILL SUPERFUND **Lab Number:** L2017768

Project Number: 04.0190987.09 **Report Date:** 05/11/20

Method Blank Analysis
Batch Quality Control

Analytical Method: 134,LCMSMS-ID
Analytical Date: 05/02/20 18:42
Analyst: SG

Extraction Method: ALPHA 23528
Extraction Date: 04/30/20 12:17

Parameter	Result	Qualifier	Units	RL	MDL
Perfluorinated Alkyl Acids by Isotope Dilution - Mansfield Lab for sample(s): 01-12 Batch: WG1365953-1					
Perfluorobutanoic Acid (PFBA)	ND		ng/l	2.00	--
Perfluoropentanoic Acid (PFPeA)	ND		ng/l	2.00	--
Perfluorobutanesulfonic Acid (PFBS)	ND		ng/l	2.00	--
1H,1H,2H,2H-Perfluorohexanesulfonic Acid (4:2FTS)	ND		ng/l	2.00	--
Perfluorohexanoic Acid (PFHxA)	ND		ng/l	2.00	--
Perfluoropentanesulfonic Acid (PFPeS)	ND		ng/l	2.00	--
Perfluoroheptanoic Acid (PFHpA)	ND		ng/l	2.00	--
Perfluorohexanesulfonic Acid (PFHxS)	ND		ng/l	2.00	--
Perfluorooctanoic Acid (PFOA)	ND		ng/l	2.00	--
1H,1H,2H,2H-Perfluorooctanesulfonic Acid (6:2FTS)	ND		ng/l	2.00	--
Perfluoroheptanesulfonic Acid (PFHpS)	ND		ng/l	2.00	--
Perfluorononanoic Acid (PFNA)	ND		ng/l	2.00	--
Perfluorooctanesulfonic Acid (PFOS)	ND		ng/l	2.00	--
Perfluorodecanoic Acid (PFDA)	ND		ng/l	2.00	--
1H,1H,2H,2H-Perfluorodecanesulfonic Acid (8:2FTS)	ND		ng/l	2.00	--
Perfluorononanesulfonic Acid (PFNS)	ND		ng/l	2.00	--
N-Methyl Perfluorooctanesulfonamidoacetic Acid (NMeFOSAA)	ND		ng/l	2.00	--
Perfluoroundecanoic Acid (PFUnA)	ND		ng/l	2.00	--
Perfluorodecanesulfonic Acid (PFDS)	ND		ng/l	2.00	--
Perfluorooctanesulfonamide (FOSA)	ND		ng/l	2.00	--
N-Ethyl Perfluorooctanesulfonamidoacetic Acid (NEtFOSAA)	ND		ng/l	2.00	--
Perfluorododecanoic Acid (PFDoA)	ND		ng/l	2.00	--
Perfluorotridecanoic Acid (PFTrDA)	ND		ng/l	2.00	--
Perfluorotetradecanoic Acid (PFTA)	ND		ng/l	2.00	--
2,3,3,3-Tetrafluoro-2-[1,1,2,2,3,3,3-Heptafluoropropoxy]-Propanoic Acid (HFPO-DA)	ND		ng/l	50.0	--
4,8-Dioxa-3h-Perfluorononanoic Acid (ADONA)	ND		ng/l	2.00	--

Project Name: TROY MILLS LANDFILL SUPERFUND **Lab Number:** L2017768

Project Number: 04.0190987.09 **Report Date:** 05/11/20

Method Blank Analysis
Batch Quality Control

Analytical Method: 134,LCMSMS-ID
Analytical Date: 05/02/20 18:42
Analyst: SG

Extraction Method: ALPHA 23528
Extraction Date: 04/30/20 12:17

Parameter	Result	Qualifier	Units	RL	MDL
Perfluorinated Alkyl Acids by Isotope Dilution - Mansfield Lab for sample(s): 01-12 Batch: WG1365953-1					
Perfluorohexadecanoic Acid (PFHxDA)	ND		ng/l	4.00	--
Perfluorooctadecanoic Acid (PFODA)	ND		ng/l	4.00	--
Perfluorododecane Sulfonic Acid (PFDoDS)	ND		ng/l	2.00	--
1H,1H,2H,2H-Perfluorododecanesulfonic Acid (10:2FTS)	ND		ng/l	5.00	--
9-Chlorohexadecafluoro-3-Oxanone-1-Sulfonic Acid (9Cl-PF3ONS)	ND		ng/l	2.00	--
11-Chloroeicosafluoro-3-Oxaundecane-1-Sulfonic Acid (11Cl-PF3OUdS)	ND		ng/l	2.00	--
N-Methyl Perfluorooctane Sulfonamide (NMeFOSA)	ND		ng/l	20.0	--
N-Ethyl Perfluorooctane Sulfonamide (NEtFOSA)	ND		ng/l	20.0	--
N-Methyl Perfluorooctanesulfonamido Ethanol (NMeFOSE)	ND		ng/l	50.0	--
N-Ethyl Perfluorooctanesulfonamido Ethanol (NEtFOSE)	ND		ng/l	50.0	--
PFOA/PFOS, Total	ND		ng/l	2.00	--
PFAS, Total (5)	ND		ng/l	2.00	--

Project Name: TROY MILLS LANDFILL SUPERFUND **Lab Number:** L2017768

Project Number: 04.0190987.09 **Report Date:** 05/11/20

Method Blank Analysis
Batch Quality Control

Analytical Method: 134,LCMSMS-ID
Analytical Date: 05/02/20 18:42
Analyst: SG

Extraction Method: ALPHA 23528
Extraction Date: 04/30/20 12:17

Parameter	Result	Qualifier	Units	RL	MDL
Perfluorinated Alkyl Acids by Isotope Dilution - Mansfield Lab for sample(s): 01-12 Batch: WG1365953-1					

Surrogate	%Recovery	Qualifier	Acceptance Criteria
Perfluoro[13C4]Butanoic Acid (MPFBA)	84		2-156
Perfluoro[13C5]Pentanoic Acid (M5PFPEA)	84		16-173
Perfluoro[2,3,4-13C3]Butanesulfonic Acid (M3PFBS)	96		31-159
1H,1H,2H,2H-Perfluoro[1,2-13C2]Hexanesulfonic Acid (M2-4:2FTS)	88		1-313
Perfluoro[1,2,3,4,6-13C5]Hexanoic Acid (M5PFHxA)	72		21-145
Perfluoro[1,2,3,4-13C4]Heptanoic Acid (M4PFHpA)	80		30-139
Perfluoro[1,2,3-13C3]Hexanesulfonic Acid (M3PFHxS)	118		47-153
Perfluoro[13C8]Octanoic Acid (M8PFOA)	89		36-149
1H,1H,2H,2H-Perfluoro[1,2-13C2]Octanesulfonic Acid (M2-6:2FTS)	107		1-244
Perfluoro[13C9]Nonanoic Acid (M9PFNA)	86		34-146
Perfluoro[13C8]Octanesulfonic Acid (M8PFOS)	105		42-146
Perfluoro[1,2,3,4,5,6-13C6]Decanoic Acid (M6PFDA)	93		38-144
1H,1H,2H,2H-Perfluoro[1,2-13C2]Decanesulfonic Acid (M2-8:2FTS)	114		7-170
N-Deuteriomethylperfluoro-1-octanesulfonamidoacetic Acid (d3-NMeFOSAA)	84		1-181
Perfluoro[1,2,3,4,5,6,7-13C7]Undecanoic Acid (M7-PFUDA)	110		40-144
Perfluoro[13C8]Octanesulfonamide (M8FOSA)	48		1-87
N-Deuterioethylperfluoro-1-octanesulfonamidoacetic Acid (d5-NEtFOSAA)	86		23-146
Perfluoro[1,2-13C2]Dodecanoic Acid (MPFDOA)	101		24-161
Perfluoro[1,2-13C2]Tetradecanoic Acid (M2PFTEDA)	96		33-143
2,3,3,3-Tetrafluoro-2-[1,1,2,2,3,3,3-Heptafluoropropoxy]-13C3-Propanoic Acid (M3HFPO-DA)	**23**	Q	50-150
Perfluoro[13C2]Hexadecanoic Acid (M2PFHxDA)	54		50-150
N-Methyl-d3-Perfluoro-1-Octanesulfonamide (d3-NMeFOSA)	**3**	Q	50-150
N-Ethyl-d5-Perfluoro-1-Octanesulfonamide (d5-NEtFOSA)	**3**	Q	50-150
2-(N-Methyl-d3-Perfluoro-1-Octanesulfonamido)ethan-d4-ol (d7-NMeFOSE)	52		50-150
2-(N-Ethyl-d5-Perfluoro-1-Octanesulfonamido)ethan-d4-ol (d9-NEtFOSE)	62		50-150

Project Name: TROY MILLS LANDFILL SUPERFUND **Lab Number:** L2017768

Project Number: 04.0190987.09 **Report Date:** 05/11/20

Method Blank Analysis
Batch Quality Control

Analytical Method: 134,LCMSMS-ID
Analytical Date: 05/03/20 01:19
Analyst: SG

Extraction Method: ALPHA 23528
Extraction Date: 04/30/20 12:17

Parameter	Result	Qualifier	Units	RL	MDL
Perfluorinated Alkyl Acids by Isotope Dilution - Mansfield Lab for sample(s): 01-12 Batch: WG1365953-1					
N-Methyl Perfluorooctane Sulfonamide (NMeFOSA)	ND		ng/l	20.0	--
N-Ethyl Perfluorooctane Sulfonamide (NEtFOSA)	ND		ng/l	20.0	--

Surrogate	%Recovery	Qualifier	Acceptance Criteria
N-Methyl-d3-Perfluoro-1-Octanesulfonamide (d3-NMeFOSA)	**4**	Q	50-150
N-Ethyl-d5-Perfluoro-1-Octanesulfonamide (d5-NEtFOSA)	**4**	Q	50-150

Project Name: TROY MILLS LANDFILL SUPERFUND **Lab Number:** L2017768

Project Number: 04.0190987.09 **Report Date:** 05/11/20

Method Blank Analysis
Batch Quality Control

Analytical Method: 134,LCMSMS-ID
Analytical Date: 05/06/20 01:57
Analyst: SG

Extraction Method: ALPHA 23528
Extraction Date: 05/05/20 10:57

Parameter	Result	Qualifier	Units	RL	MDL
Perfluorinated Alkyl Acids by Isotope Dilution - Mansfield Lab for sample(s): 02 Batch: WG1367390-1					
Perfluorooctanoic Acid (PFOA)	ND		ng/l	2.00	--
PFOA/PFOS, Total	ND		ng/l	2.00	--
PFAS, Total (5)	ND		ng/l	2.00	--

Surrogate	%Recovery	Qualifier	Acceptance Criteria
Perfluoro[13C8]Octanoic Acid (M8PFOA)	79		36-149

Lab Control Sample Analysis

Batch Quality Control

Project Name: TROY MILLS LANDFILL SUPERFUND

Project Number: 04.0190987.09

Lab Number: L2017768

Report Date: 05/11/20

Parameter	LCS %Recovery	Qual	LCSD %Recovery	Qual	%Recovery Limits	RPD	Qual	RPD Limits
Perfluorinated Alkyl Acids by Isotope Dilution - Mansfield Lab Associated sample(s): 01-12 Batch: WG1365953-2 WG1365953-3								
N-Methyl Perfluorooctane Sulfonamide (NMeFOSA)	118		110		50-150	7		30
N-Ethyl Perfluorooctane Sulfonamide (NEtFOSA)	86		96		50-150	11		30

Surrogate	LCS %Recovery	Qual	LCSD %Recovery	Qual	Acceptance Criteria
N-Methyl-d3-Perfluoro-1-Octanesulfonamide (d3-NMeFOSA)	**4**	Q	**4**	Q	50-150
N-Ethyl-d5-Perfluoro-1-Octanesulfonamide (d5-NEtFOSA)	**4**	Q	**4**	Q	50-150

Lab Control Sample Analysis

Batch Quality Control

Project Name: TROY MILLS LANDFILL SUPERFUND

Project Number: 04.0190987.09

Lab Number: L2017768

Report Date: 05/11/20

Parameter	LCS %Recovery	Qual	LCSD %Recovery	Qual	%Recovery Limits	RPD	Qual	RPD Limits
Perfluorinated Alkyl Acids by Isotope Dilution - Mansfield Lab Associated sample(s): 01-12 Batch: WG1365953-2 WG1365953-3								
Perfluorobutanoic Acid (PFBA)	114		112		67-148	2		30
Perfluoropentanoic Acid (PFPeA)	120		118		63-161	2		30
Perfluorobutanesulfonic Acid (PFBS)	114		113		65-157	1		30
1H,1H,2H,2H-Perfluorohexanesulfonic Acid (4:2FTS)	120		116		37-219	3		30
Perfluorohexanoic Acid (PFHxA)	120		117		69-168	3		30
Perfluoropentanesulfonic Acid (PFPeS)	96		95		52-156	1		30
Perfluoroheptanoic Acid (PFHpA)	116		113		58-159	3		30
Perfluorohexanesulfonic Acid (PFHxS)	104		107		69-177	3		30
Perfluorooctanoic Acid (PFOA)	123		118		63-159	4		30
1H,1H,2H,2H-Perfluorooctanesulfonic Acid (6:2FTS)	130		135		49-187	4		30
Perfluoroheptanesulfonic Acid (PFHpS)	135		136		61-179	1		30
Perfluorononanoic Acid (PFNA)	122		117		68-171	4		30
Perfluorooctanesulfonic Acid (PFOS)	120		114		52-151	5		30
Perfluorodecanoic Acid (PFDA)	115		112		63-171	3		30
1H,1H,2H,2H-Perfluorodecanesulfonic Acid (8:2FTS)	134		126		56-173	6		30
Perfluorononanesulfonic Acid (PFNS)	123		121		48-150	2		30
N-Methyl Perfluorooctanesulfonamidoacetic Acid (NMeFOSAA)	134		127		60-166	5		30
Perfluoroundecanoic Acid (PFUnA)	118		110		60-153	7		30
Perfluorodecanesulfonic Acid (PFDS)	129		120		38-156	7		30
Perfluorooctanesulfonamide (FOSA)	125		109		46-170	14		30
N-Ethyl Perfluorooctanesulfonamidoacetic Acid (NEtFOSAA)	118		119		45-170	1		30
Perfluorododecanoic Acid (PFDoA)	123		115		67-153	7		30

Lab Control Sample Analysis

Batch Quality Control

Project Name: TROY MILLS LANDFILL SUPERFUND

Project Number: 04.0190987.09

Lab Number: L2017768

Report Date: 05/11/20

Parameter	LCS %Recovery	Qual	LCSD %Recovery	Qual	%Recovery Limits	RPD	Qual	RPD Limits
Perfluorinated Alkyl Acids by Isotope Dilution - Mansfield Lab Associated sample(s): 01-12 Batch: WG1365953-2 WG1365953-3								
Perfluorotridecanoic Acid (PFTrDA)	143		136		48-158	5		30
Perfluorotetradecanoic Acid (PFTA)	122		122		59-182	0		30
2,3,3,3-Tetrafluoro-2-[1,1,2,2,3,3,3-Heptafluoropropoxy]-Propanoic Acid (HFPO-DA)	95		89		50-150	7		30
4,8-Dioxa-3h-Perfluorononanoic Acid (ADONA)	76		104		50-150	**31**	Q	30
Perfluorohexadecanoic Acid (PFHxDA)	**202**	Q	**206**	Q	50-150	2		30
Perfluorooctadecanoic Acid (PFODA)	86		76		50-150	12		30
Perfluorododecane Sulfonic Acid (PFDoDS)	**175**	Q	**165**	Q	50-150	6		30
1H,1H,2H,2H-Perfluorododecanesulfonic Acid (10:2FTS)	**184**	Q	**181**	Q	50-150	2		30
9-Chlorohexadecafluoro-3-Oxanone-1-Sulfonic Acid (9Cl-PF3ONS)	124		120		50-150	3		30
11-Chloroeicosafluoro-3-Oxaundecane-1-Sulfonic Acid (11Cl-PF3OUdS)	136		132		50-150	3		30
N-Methyl Perfluorooctane Sulfonamide (NMeFOSA)	128		101		50-150	24		30
N-Ethyl Perfluorooctane Sulfonamide (NEtFOSA)	103		89		50-150	15		30
N-Methyl Perfluorooctanesulfonamido Ethanol (NMeFOSE)	127		120		50-150	6		30
N-Ethyl Perfluorooctanesulfonamido Ethanol (NEtFOSE)	84		86		50-150	2		30

Lab Control Sample Analysis

Batch Quality Control

Project Name: TROY MILLS LANDFILL SUPERFUND

Project Number: 04.0190987.09

Lab Number: L2017768

Report Date: 05/11/20

Parameter	LCS %Recovery	Qual	LCSD %Recovery	Qual	%Recovery Limits	RPD	Qual	RPD Limits
Perfluorinated Alkyl Acids by Isotope Dilution - Mansfield Lab Associated sample(s): 01-12 Batch: WG1365953-2 WG1365953-3								

Surrogate	LCS %Recovery	Qual	LCSD %Recovery	Qual	Acceptance Criteria
Perfluoro[13C4]Butanoic Acid (MPFBA)	40		94		2-156
Perfluoro[13C5]Pentanoic Acid (M5PFPEA)	41		92		16-173
Perfluoro[2,3,4-13C3]Butanesulfonic Acid (M3PFBS)	97		91		31-159
1H,1H,2H,2H-Perfluoro[1,2-13C2]Hexanesulfonic Acid (M2-4:2FTS)	125		126		1-313
Perfluoro[1,2,3,4,6-13C5]Hexanoic Acid (M5PFHxA)	39		77		21-145
Perfluoro[1,2,3,4-13C4]Heptanoic Acid (M4PFHpA)	49		88		30-139
Perfluoro[1,2,3-13C3]Hexanesulfonic Acid (M3PFHxS)	126		119		47-153
Perfluoro[13C8]Octanoic Acid (M8PFOA)	60		95		36-149
1H,1H,2H,2H-Perfluoro[1,2-13C2]Octanesulfonic Acid (M2-6:2FTS)	151		149		1-244
Perfluoro[13C9]Nonanoic Acid (M9PFNA)	64		88		34-146
Perfluoro[13C8]Octanesulfonic Acid (M8PFOS)	101		101		42-146
Perfluoro[1,2,3,4,5,6-13C6]Decanoic Acid (M6PFDA)	76		95		38-144
1H,1H,2H,2H-Perfluoro[1,2-13C2]Decanesulfonic Acid (M2-8:2FTS)	130		138		7-170
N-Deuteriomethylperfluoro-1-octanesulfonamidoacetic Acid (d3-NMeFOSAA)	51		93		1-181
Perfluoro[1,2,3,4,5,6,7-13C7]Undecanoic Acid (M7-PFUDA)	91		107		40-144
Perfluoro[13C8]Octanesulfonamide (M8FOSA)	45		54		1-87
N-Deuterioethylperfluoro-1-octanesulfonamidoacetic Acid (d5-NEtFOSAA)	49		92		23-146
Perfluoro[1,2-13C2]Dodecanoic Acid (MPFDOA)	96		105		24-161
Perfluoro[1,2-13C2]Tetradecanoic Acid (M2PFTEDA)	93		92		33-143
2,3,3,3-Tetrafluoro-2-[1,1,2,2,3,3,3-Heptafluoropropoxy]-13C3-Propanoic Acid (M3HFPO-DA)	**12**	Q	**40**	Q	50-150
Perfluoro[13C2]Hexadecanoic Acid (M2PFHxDA)	53		53		50-150
N-Methyl-d3-Perfluoro-1-Octanesulfonamide (d3-NMeFOSA)	**1**	Q	**11**	Q	50-150
N-Ethyl-d5-Perfluoro-1-Octanesulfonamide (d5-NEtFOSA)	**1**	Q	**10**	Q	50-150
2-(N-Methyl-d3-Perfluoro-1-Octanesulfonamido)ethan-d4-ol (d7-NMeFOSE)	**46**	Q	58		50-150
2-(N-Ethyl-d5-Perfluoro-1-Octanesulfonamido)ethan-d4-ol (d9-NEtFOSE)	59		72		50-150

Lab Control Sample Analysis

Batch Quality Control

Project Name: TROY MILLS LANDFILL SUPERFUND

Project Number: 04.0190987.09

Lab Number: L2017768

Report Date: 05/11/20

Parameter	LCS %Recovery	Qual	LCSD %Recovery	Qual	%Recovery Limits	RPD	Qual	RPD Limits
Perfluorinated Alkyl Acids by Isotope Dilution - Mansfield Lab Associated sample(s): 02 Batch: WG1367390-2 WG1367390-3								
Perfluorooctanoic Acid (PFOA)	105		103		63-159	2		30

Surrogate	LCS %Recovery	Qual	LCSD %Recovery	Qual	Acceptance Criteria
Perfluoro[13C8]Octanoic Acid (M8PFOA)	95		84		36-149

Project Name: TROY MILLS LANDFILL SUPERFUND
Project Number: 04.0190987.09

Lab Number: L2017768
Report Date: 05/11/20

Sample Receipt and Container Information

Were project specific reporting limits specified? YES

Cooler Information

Cooler	Custody Seal
B	Absent

Container Information

Container ID	Container Type	Cooler	Initial pH	Final pH	Temp deg C	Pres	Seal	Frozen Date/Time	Analysis(*)
L2017768-01A	Plastic 250ml unpreserved	B	NA		4.2	Y	Absent		A2-537-ISOTOPE-36(14)
L2017768-02A	Plastic 250ml unpreserved	B	NA		4.2	Y	Absent		A2-537-ISOTOPE-36(14)
L2017768-02B	Plastic 250ml unpreserved	B	NA		4.2	Y	Absent		A2-537-ISOTOPE-36(14)
L2017768-03A	Plastic 250ml unpreserved	B	NA		4.2	Y	Absent		A2-537-ISOTOPE-36(14)
L2017768-03B	Plastic 250ml unpreserved	B	NA		4.2	Y	Absent		A2-537-ISOTOPE-36(14)
L2017768-04A	Plastic 250ml unpreserved	B	NA		4.2	Y	Absent		A2-537-ISOTOPE-36(14)
L2017768-04B	Plastic 250ml unpreserved	B	NA		4.2	Y	Absent		A2-537-ISOTOPE-36(14)
L2017768-05A	Plastic 250ml unpreserved	B	NA		4.2	Y	Absent		A2-537-ISOTOPE-36(14)
L2017768-05B	Plastic 250ml unpreserved	B	NA		4.2	Y	Absent		A2-537-ISOTOPE-36(14)
L2017768-06A	Plastic 250ml unpreserved	B	NA		4.2	Y	Absent		A2-537-ISOTOPE-36(14)
L2017768-06B	Plastic 250ml unpreserved	B	NA		4.2	Y	Absent		A2-537-ISOTOPE-36(14)
L2017768-07A	Plastic 250ml unpreserved	B	NA		4.2	Y	Absent		A2-537-ISOTOPE-36(14)
L2017768-07B	Plastic 250ml unpreserved	B	NA		4.2	Y	Absent		A2-537-ISOTOPE-36(14)
L2017768-08A	Plastic 250ml unpreserved	B	NA		4.2	Y	Absent		A2-537-ISOTOPE-36(14)
L2017768-08B	Plastic 250ml unpreserved	B	NA		4.2	Y	Absent		A2-537-ISOTOPE-36(14)
L2017768-09A	Plastic 250ml unpreserved	B	NA		4.2	Y	Absent		A2-537-ISOTOPE-36(14)
L2017768-09B	Plastic 250ml unpreserved	B	NA		4.2	Y	Absent		A2-537-ISOTOPE-36(14)
L2017768-10A	Plastic 250ml unpreserved	B	NA		4.2	Y	Absent		A2-537-ISOTOPE-36(14)
L2017768-10B	Plastic 250ml unpreserved	B	NA		4.2	Y	Absent		A2-537-ISOTOPE-36(14)
L2017768-11A	Plastic 250ml unpreserved	B	NA		4.2	Y	Absent		A2-537-ISOTOPE-36(14)
L2017768-11B	Plastic 250ml unpreserved	B	NA		4.2	Y	Absent		A2-537-ISOTOPE-36(14)
L2017768-12A	Plastic 250ml unpreserved	B	NA		4.2	Y	Absent		A2-537-ISOTOPE-36(14)
L2017768-12B	Plastic 250ml unpreserved	B	NA		4.2	Y	Absent		A2-537-ISOTOPE-36(14)

*Values in parentheses indicate holding time in days

Project Name: TROY MILLS LANDFILL SUPERFUND
Project Number: 04.0190987.09

Lab Number: L2017768
Report Date: 05/11/20

Container Information

Container ID	Container Type	Cooler	Initial pH	Final pH	Temp deg C	Pres	Seal	Frozen Date/Time	Analysis(*)

*Values in parentheses indicate holding time in days

Project Name: TROY MILLS LANDFILL SUPERFUND
Project Number: 04.0190987.09
Lab Number: L2017768
Report Date: 05/11/20

PFAS PARAMETER SUMMARY

Parameter	Acronym	CAS Number
PERFLUOROALKYL CARBOXYLIC ACIDS (PFCAs)		
Perfluorooctadecanoic Acid	PFODA	16517-11-6
Perfluorohexadecanoic Acid	PFHxDA	67905-19-5
Perfluorotetradecanoic Acid	PFTA	376-06-7
Perfluorotridecanoic Acid	PFTrDA	72629-94-8
Perfluorododecanoic Acid	PFDoA	307-55-1
Perfluoroundecanoic Acid	PFUnA	2058-94-8
Perfluorodecanoic Acid	PFDA	335-76-2
Perfluorononanoic Acid	PFNA	375-95-1
Perfluorooctanoic Acid	PFOA	335-67-1
Perfluoroheptanoic Acid	PFHpA	375-85-9
Perfluorohexanoic Acid	PFHxA	307-24-4
Perfluoropentanoic Acid	PFPeA	2706-90-3
Perfluorobutanoic Acid	PFBA	375-22-4
PERFLUOROALKYL SULFONIC ACIDS (PFSAs)		
Perfluorododecanesulfonic Acid	PFDoDS	79780-39-5
Perfluorodecanesulfonic Acid	PFDS	335-77-3
Perfluorononanesulfonic Acid	PFNS	68259-12-1
Perfluorooctanesulfonic Acid	PFOS	1763-23-1
Perfluoroheptanesulfonic Acid	PFHpS	375-92-8
Perfluorohexanesulfonic Acid	PFHxS	355-46-4
Perfluoropentanesulfonic Acid	PFPeS	2706-91-4
Perfluorobutanesulfonic Acid	PFBS	375-73-5
FLUOROTELOMERS		
1H,1H,2H,2H-Perfluorododecanesulfonic Acid	10:2FTS	120226-60-0
1H,1H,2H,2H-Perfluorodecanesulfonic Acid	8:2FTS	39108-34-4
1H,1H,2H,2H-Perfluorooctanesulfonic Acid	6:2FTS	27619-97-2
1H,1H,2H,2H-Perfluorohexanesulfonic Acid	4:2FTS	757124-72-4
PERFLUOROALKANE SULFONAMIDES (FASAs)		
Perfluorooctanesulfonamide	FOSA	754-91-6
N-Ethyl Perfluorooctane Sulfonamide	NEtFOSA	4151-50-2
N-Methyl Perfluorooctane Sulfonamide	NMeFOSA	31506-32-8
PERFLUOROALKANE SULFONYL SUBSTANCES		
N-Ethyl Perfluorooctanesulfonamido Ethanol	NEtFOSE	1691-99-2
N-Methyl Perfluorooctanesulfonamido Ethanol	NMeFOSE	24448-09-7
N-Ethyl Perfluorooctanesulfonamidoacetic Acid	NEtFOSAA	2991-50-6
N-Methyl Perfluorooctanesulfonamidoacetic Acid	NMeFOSAA	2355-31-9
PER- and POLYFLUOROALKYL ETHER CARBOXYLIC ACIDS		
2,3,3,3-Tetrafluoro-2-[1,1,2,2,3,3,3-Heptafluoropropoxy]-Propanoic Acid	HFPO-DA	13252-13-6
4,8-Dioxa-3h-Perfluorononanoic Acid	ADONA	919005-14-4
CHLORO-PERFLUOROALKYL SULFONIC ACIDS		
11-Chloroeicosafluoro-3-Oxaundecane-1-Sulfonic Acid	11Cl-PF3OUdS	763051-92-9
9-Chlorohexadecafluoro-3-Oxanone-1-Sulfonic Acid	9Cl-PF3ONS	756426-58-1

Project Name:	TROY MILLS LANDFILL SUPERFUND	**Lab Number:**	L2017768
Project Number:	04.0190987.09	**Report Date:**	05/11/20

GLOSSARY

Acronyms

DL - Detection Limit: This value represents the level to which target analyte concentrations are reported as estimated values, when those target analyte concentrations are quantified below the limit of quantitation (LOQ). The DL includes any adjustments from dilutions, concentrations or moisture content, where applicable. (DoD report formats only.)

EDL - Estimated Detection Limit: This value represents the level to which target analyte concentrations are reported as estimated values, when those target analyte concentrations are quantified below the reporting limit (RL). The EDL includes any adjustments from dilutions, concentrations or moisture content, where applicable. The use of EDLs is specific to the analysis of PAHs using Solid-Phase Microextraction (SPME).

EMPC - Estimated Maximum Possible Concentration: The concentration that results from the signal present at the retention time of an analyte when the ions meet all of the identification criteria except the ion abundance ratio criteria. An EMPC is a worst-case estimate of the concentration.

EPA - Environmental Protection Agency.

LCS - Laboratory Control Sample: A sample matrix, free from the analytes of interest, spiked with verified known amounts of analytes or a material containing known and verified amounts of analytes.

LCSD - Laboratory Control Sample Duplicate: Refer to LCS.

LFB - Laboratory Fortified Blank: A sample matrix, free from the analytes of interest, spiked with verified known amounts of analytes or a material containing known and verified amounts of analytes.

LOD - Limit of Detection: This value represents the level to which a target analyte can reliably be detected for a specific analyte in a specific matrix by a specific method. The LOD includes any adjustments from dilutions, concentrations or moisture content, where applicable. (DoD report formats only.)

LOQ - Limit of Quantitation: The value at which an instrument can accurately measure an analyte at a specific concentration. The LOQ includes any adjustments from dilutions, concentrations or moisture content, where applicable. (DoD report formats only.)

Limit of Quantitation: The value at which an instrument can accurately measure an analyte at a specific concentration. The LOQ includes any adjustments from dilutions, concentrations or moisture content, where applicable. (DoD report formats only.)

MDL - Method Detection Limit: This value represents the level to which target analyte concentrations are reported as estimated values, when those target analyte concentrations are quantified below the reporting limit (RL). The MDL includes any adjustments from dilutions, concentrations or moisture content, where applicable.

MS - Matrix Spike Sample: A sample prepared by adding a known mass of target analyte to a specified amount of matrix sample for which an independent estimate of target analyte concentration is available. For Method 332.0, the spike recovery is calculated using the native concentration, including estimated values.

MSD - Matrix Spike Sample Duplicate: Refer to MS.

NA - Not Applicable.

NC - Not Calculated: Term is utilized when one or more of the results utilized in the calculation are non-detect at the parameter's reporting unit.

NDPA/DPA - N-Nitrosodiphenylamine/Diphenylamine.

NI - Not Ignitable.

NP - Non-Plastic: Term is utilized for the analysis of Atterberg Limits in soil.

RL - Reporting Limit: The value at which an instrument can accurately measure an analyte at a specific concentration. The RL includes any adjustments from dilutions, concentrations or moisture content, where applicable.

RPD - Relative Percent Difference: The results from matrix and/or matrix spike duplicates are primarily designed to assess the precision of analytical results in a given matrix and are expressed as relative percent difference (RPD). Values which are less than five times the reporting limit for any individual parameter are evaluated by utilizing the absolute difference between the values; although the RPD value will be provided in the report.

SRM - Standard Reference Material: A reference sample of a known or certified value that is of the same or similar matrix as the associated field samples.

STLP - Semi-dynamic Tank Leaching Procedure per EPA Method 1315.

TEF - Toxic Equivalency Factors: The values assigned to each dioxin and furan to evaluate their toxicity relative to 2,3,7,8-TCDD.

TEQ - Toxic Equivalent: The measure of a sample's toxicity derived by multiplying each dioxin and furan by its corresponding TEF and then summing the resulting values.

TIC - Tentatively Identified Compound: A compound that has been identified to be present and is not part of the target compound list (TCL) for the method and/or program. All TICs are qualitatively identified and reported as estimated concentrations.

Footnotes

Report Format: Data Usability Report

Project Name:	TROY MILLS LANDFILL SUPERFUND	**Lab Number:**	L2017768
Project Number:	04.0190987.09	**Report Date:**	05/11/20

1 - The reference for this analyte should be considered modified since this analyte is absent from the target analyte list of the original method.

Terms

Analytical Method: Both the document from which the method originates and the analytical reference method. (Example: EPA 8260B is shown as 1,8260B.) The codes for the reference method documents are provided in the References section of the Addendum.

Difference: With respect to Total Oxidizable Precursor (TOP) Assay analysis, the difference is defined as the Post-Treatment value minus the Pre-Treatment value.

Final pH: As it pertains to Sample Receipt & Container Information section of the report, Final pH reflects pH of container determined after adjustment at the laboratory, if applicable. If no adjustment required, value reflects Initial pH.

Frozen Date/Time: With respect to Volatile Organics in soil, Frozen Date/Time reflects the date/time at which associated Reagent Water-preserved vials were initially frozen. Note: If frozen date/time is beyond 48 hours from sample collection, value will be reflected in 'bold'.

Initial pH: As it pertains to Sample Receipt & Container Information section of the report, Initial pH reflects pH of container determined upon receipt, if applicable.

PAH Total: With respect to Alkylated PAH analyses, the 'PAHs, Total' result is defined as the summation of results for all or a subset of the following compounds: Naphthalene, C1-C4 Naphthalenes, 2-Methylnaphthalene, 1-Methylnaphthalene, Biphenyl, Acenaphthylene, Acenaphthene, Fluorene, C1-C3 Fluorenes, Phenanthrene, C1-C4 Phenanthrenes/Anthracenes, Anthracene, Fluoranthene, Pyrene, C1-C4 Fluoranthenes/Pyrenes, Benz(a)anthracene, Chrysene, C1-C4 Chrysenes, Benzo(b)fluoranthene, Benzo(j)+(k)fluoranthene, Benzo(e)pyrene, Benzo(a)pyrene, Perylene, Indeno(1,2,3-cd)pyrene, Dibenz(ah)+(ac)anthracene, Benzo(g,h,i)perylene. If a 'Total' result is requested, the results of its individual components will also be reported.

PFAS Total: With respect to PFAS analyses, the 'PFAS, Total (5)' result is defined as the summation of results for: PFHpA, PFHxS, PFOA, PFNA and PFOS. If a 'Total' result is requested, the results of its individual components will also be reported.

The target compound Chlordane (CAS No. 57-74-9) is reported for GC ECD analyses. Per EPA,this compound "refers to a mixture of chlordane isomers, other chlorinated hydrocarbons and numerous other components." (Reference: USEPA Toxicological Review of Chlordane, In Support of Summary Information on the Integrated Risk Information System (IRIS), December 1997.)

Total: With respect to Organic analyses, a 'Total' result is defined as the summation of results for individual isomers or Aroclors. If a 'Total' result is requested, the results of its individual components will also be reported. This is applicable to 'Total' results for methods 8260, 8081 and 8082.

Data Qualifiers

A - Spectra identified as "Aldol Condensates" are byproducts of the extraction/concentration procedures when acetone is introduced in the process.

B - The analyte was detected above the reporting limit in the associated method blank. Flag only applies to associated field samples that have detectable concentrations of the analyte at less than ten times (10x) the concentration found in the blank. For MCP-related projects, flag only applies to associated field samples that have detectable concentrations of the analyte at less than ten times (10x) the concentration found in the blank. For DOD-related projects, flag only applies to associated field samples that have detectable concentrations of the analyte at less than ten times (10x) the concentration found in the blank AND the analyte was detected above one-half the reporting limit (or above the reporting limit for common lab contaminants) in the associated method blank. For NJ-Air-related projects, flag only applies to associated field samples that have detectable concentrations of the analyte above the reporting limit. For NJ-related projects (excluding Air), flag only applies to associated field samples that have detectable concentrations of the analyte, which was detected above the reporting limit in the associated method blank or above five times the reporting limit for common lab contaminants (Phthalates, Acetone, Methylene Chloride, 2-Butanone).

C - Co-elution: The target analyte co-elutes with a known lab standard (i.e. surrogate, internal standards, etc.) for co-extracted analyses.

D - Concentration of analyte was quantified from diluted analysis. Flag only applies to field samples that have detectable concentrations of the analyte.

E - Concentration of analyte exceeds the range of the calibration curve and/or linear range of the instrument.

G - The concentration may be biased high due to matrix interferences (i.e, co-elution) with non-target compound(s). The result should be considered estimated.

H - The analysis of pH was performed beyond the regulatory-required holding time of 15 minutes from the time of sample collection.

I - The lower value for the two columns has been reported due to obvious interference.

J - Estimated value. This represents an estimated concentration for Tentatively Identified Compounds (TICs).

M - Reporting Limit (RL) exceeds the MCP CAM Reporting Limit for this analyte.

ND - Not detected at the reporting limit (RL) for the sample.

NJ - Presumptive evidence of compound. This represents an estimated concentration for Tentatively Identified Compounds (TICs), where the identification is based on a mass spectral library search.

P - The RPD between the results for the two columns exceeds the method-specified criteria.

Q - The quality control sample exceeds the associated acceptance criteria. For DOD-related projects, LCS and/or Continuing Calibration Standard exceedences are also qualified on all associated sample results. Note: This flag is not applicable for matrix spike recoveries when the sample concentration is greater than 4x the spike added or for batch duplicate RPD when the sample concentrations are less

Report Format: Data Usability Report

Project Name:	TROY MILLS LANDFILL SUPERFUND	**Lab Number:**	L2017768
Project Number:	04.0190987.09	**Report Date:**	05/11/20

Data Qualifiers

than 5x the RL. (Metals only.)

R - Analytical results are from sample re-analysis.

RE - Analytical results are from sample re-extraction.

S - Analytical results are from modified screening analysis.

Report Format: Data Usability Report

REFERENCES

134 Determination of Selected Perfluorinated Alkyl Acids in Drinking Water by Solid Phase Extraction and Liquid Chromatography/Tandem Mass Spectrometry (LC/MS/MS) using Isotope Dilution. Alpha SOP 23528.

LIMITATION OF LIABILITIES

Alpha Analytical performs services with reasonable care and diligence normal to the analytical testing laboratory industry. In the event of an error, the sole and exclusive responsibility of Alpha Analytical shall be to re-perform the work at it's own expense. In no event shall Alpha Analytical be held liable for any incidental, consequential or special damages, including but not limited to, damages in any way connected with the use of, interpretation of, information or analysis provided by Alpha Analytical.

We strongly urge our clients to comply with EPA protocol regarding sample volume, preservation, cooling, containers, sampling procedures, holding time and splitting of samples in the field.

Certification Information

The following analytes are not included in our Primary NELAP Scope of Accreditation:

Westborough Facility
EPA 624/624.1: m/p-xylene, o-xylene, Naphthalene
EPA 8260C: NPW: 1,2,4,5-Tetramethylbenzene; 4-Ethyltoluene, Azobenzene; SCM: Iodomethane (methyl iodide), 1,2,4,5-Tetramethylbenzene; 4-Ethyltoluene.
EPA 8270D: NPW: Dimethylnaphthalene,1,4-Diphenylhydrazine; SCM: Dimethylnaphthalene,1,4-Diphenylhydrazine.
SM4500: NPW: Amenable Cyanide; SCM: Total Phosphorus, TKN, NO2, NO3.

Mansfield Facility
SM 2540D: TSS
EPA 8082A: NPW: PCB: 1, 5, 31, 87,101, 110, 141, 151, 153, 180, 183, 187.
EPA TO-15: Halothane, 2,4,4-Trimethyl-2-pentene, 2,4,4-Trimethyl-1-pentene, Thiophene, 2-Methylthiophene, 3-Methylthiophene, 2-Ethylthiophene, 1,2,3-Trimethylbenzene, Indan, Indene, 1,2,4,5-Tetramethylbenzene, Benzothiophene, 1-Methylnaphthalene.
EPA TO-12 Non-methane organics
EPA 3C Fixed gases
Biological Tissue Matrix: EPA 3050B

The following analytes are included in our Massachusetts DEP Scope of Accreditation

Westborough Facility:

Drinking Water
EPA 300.0: Chloride, Nitrate-N, Fluoride, Sulfate; **EPA 353.2**: Nitrate-N, Nitrite-N; **SM4500NO3-F**: Nitrate-N, Nitrite-N; **SM4500F-C, SM4500CN-CE, EPA 180.1, SM2130B, SM4500Cl-D, SM2320B, SM2540C, SM4500H-B, SM4500NO2-B**
EPA 332: Perchlorate; **EPA 524.2:** THMs and VOCs; **EPA 504.1:** EDB, DBCP.
Microbiology: **SM9215B; SM9223-P/A, SM9223B-Colilert-QT,SM9222D**.

Non-Potable Water
SM4500H,B, EPA 120.1, SM2510B, SM2540C, SM2320B, SM4500CL-E, SM4500F-BC, SM4500NH3-BH: Ammonia-N and Kjeldahl-N, **EPA 350.1**: Ammonia-N, **LACHAT 10-107-06-1-B**: Ammonia-N, **EPA 351.1, SM4500NO3-F, EPA 353.2**: Nitrate-N**, SM4500P-E, SM4500P-B, E, SM4500SO4-E, SM5220D, EPA 410.4, SM5210B, SM5310C, SM4500CL-D, EPA 1664, EPA 420.1, SM4500-CN-CE, SM2540D, EPA 300: Chloride, Sulfate, Nitrate.**
EPA 624.1: Volatile Halocarbons & Aromatics,
EPA 608.3: Chlordane, Toxaphene, Aldrin, alpha-BHC, beta-BHC, gamma-BHC, delta-BHC, Dieldrin, DDD, DDE, DDT, Endosulfan I, Endosulfan II, Endosulfan sulfate, Endrin, Endrin Aldehyde, Heptachlor, Heptachlor Epoxide, PCBs
EPA 625.1: SVOC (Acid/Base/Neutral Extractables), **EPA 600/4-81-045**: PCB-Oil.
Microbiology: **SM9223B-Colilert-QT; Enterolert-QT, SM9221E, EPA 1600, EPA 1603.**

Mansfield Facility:

Drinking Water
EPA 200.7: Al, Ba, Cd, Cr, Cu, Fe, Mn, Ni, Na, Ag, Ca, Zn. **EPA 200.8:** Al, Sb, As, Ba, Be, Cd, Cr, Cu, Pb, Mn, Ni, Se, Ag, TL, Zn. **EPA 245.1** Hg.
EPA 522.

Non-Potable Water
EPA 200.7: Al, Sb, As, Be, Cd, Ca, Cr, Co, Cu, Fe, Pb, Mg, Mn, Mo, Ni, K, Se, Ag, Na, Sr, TL, Ti, V, Zn.
EPA 200.8: Al, Sb**,** As, Be, Cd, Cr, Cu, Fe, Pb, Mn, Ni, K, Se, Ag, Na, TL, Zn.
EPA 245.1 Hg.
SM2340B

For a complete listing of analytes and methods, please contact your Alpha Project Manager.

CHAIN OF CUSTODY

PAGE 1 OF 2

Date Rec'd in Lab: 4/29/20

ALPHA Job #: L2017768

Westborough, MA
TEL: 508-898-9220
FAX: 508-898-9193

Mansfield, MA
TEL: 508-822-9300
FAX: 508-822-3288

Client Information

Client: NHDES
Address: 29 Hazen Drive
Concord, NH 03302
Phone: 603-271-3649
Fax:
Email: michael.summerlinjr@des.nh.gov

☐ These samples have been Previously analyzed by Alpha

Project Information

Project Name: Troy Mills Landfill Superfund
Project Location: Troy, NH
Project #: 04.0190987.09
Project Manager: Michael Summerlin
ALPHA Quote #: NH DES Contract No. 1069635

Turn-Around Time

☒ Standard ☐ Rush (ONLY IF PRE-APPROVED)

Due Date: Time:

Report Information

☐ FAX ☒ EMAIL
☒ ADEx ☐ Add'l Deliverables

Data Deliverables

Billing Information

☒ Same as Client info PO #: 2589-00"T"

Regulatory Requirements/Report Limits

State/Fed Program	Criteria
NHDES	Sampling and Analysis Plan limits

Other Project Specific Requirements/Comments/Detection Limits:

Please also email login receipts and lab reports to tanya.justham@gza.com
Please provide excel files formatted for upload to the NHDES EMD and for GZA EQUiS upload.

ANALYSIS

PFAS (NHDES list)

SAMPLE HANDLING
Filtration
☐ Done
☒ Not Needed
☐ Lab to do
Preservation
☐ Lab to do
(Please specify below)

TOTAL # BOTTLES

ALPHA Lab ID (Lab Use Only)	Sample ID	Collection Date	Collection Time	Sample Matrix	Sampler's Initials	PFAS	Sample Specific Comments	TOTAL # BOTTLES
17768-01	TRIP BLANK	4/27/202(	0900	AQ	MJB	☒		1
-02	TRY_MW-102	4/27/202(	1215	GW	MJB	☑		2
-03	TRY_MW-A28	4/27/202(	1020	GW	MEM	☑		2
-04	TRY_MW-101D	4/27/202(	1435	GW	ADF	☑		2
-05	TRY_MW-204	4/27/202(	1145	GW	ADF	☑		2
-06	TRY_MW-803	4/28/202(	1130	GW	MJB	☑		2
-07	TRY_MW-201SX	4/28/202(	1045	GW	MEM	☑		2
-08	TRY_MW-804	4/28/202(	1345	GW	MEM	☑		2
-09	TRY_MW-804 DUP	4/28/202(	1345	GW	MEM	☑		2
-10	TRY_MW-205	4/28/202(	0940	GW	ADF	☑		2
					Container Type	P		
					Preservative	-		

Relinquished By:	Date/Time	Received By:	Date/Time
	4/29/2020 1000		4/29/2020 1000
	4/29/2020 1200		4/29/20 1200
	4/29/20 2140		4/29/20 1456
	4/29/20 1856		4/29/20 1856
	4/29/20 2000		4/29/20 2000
	4/29/20 2049		4/29/20 2049

Please print clearly, legibly and completely. Samples can not be logged in and turnaround time clock will not start until any ambiguities are resolved. All samples submitted are subject to Alpha's Payment Terms.

CHAIN OF CUSTODY

PAGE 2 OF 2

ALPHA ANALYTICAL

Westborough, MA TEL: 508-898-9220 FAX: 508-898-9193
Mansfield, MA TEL: 508-822-9300 FAX: 508-822-3288

Date Rec'd in Lab: 4/29/20

ALPHA Job #: L2017768

Project Information

Project Name: Troy Mills Landfill Superfund

Project Location: Troy, NH

Project #: 04.0190987.09

Project Manager: Michael Summerlin

ALPHA Quote #: NH DES Contract No. 1069635

Client Information

Client: NHDES

Address: 29 Hazen Drive

Concord, NH 03302

Phone: 603-271-3649

Fax:

Email: michael.summerlinjr@des.nh.gov

☐ These samples have been Previously analyzed by Alpha

Turn-Around Time

☒ Standard ☐ Rush (ONLY IF PRE-APPROVED)

Due Date: Time:

Report Information

☐ FAX ☒ EMAIL

☒ ADEx ☐ Add'l Deliverables

Data Deliverables

Billing Information

☒ Same as Client info PO #: 2589-00"T"

Regulatory Requirements/Report Limits

State/Fed Program	Criteria
NHDES	Sampling and Analysis Plan limits

Other Project Specific Requirements/Comments/Detection Limits:

Please also email login receipts and lab reports to tanya.justham@gza.com
Please provide excel files formatted for upload to the NHDES EMD and for GZA EQUiS upload.

ANALYSIS

SAMPLE HANDLING
Filtration
☐ Done
☒ Not Needed
☐ Lab to do
Preservation
☐ Lab to do
(Please specify below)

ALPHA Lab ID (Lab Use Only)	Sample ID	Collection Date	Collection Time	Sample Matrix	Sampler's Initials	PFAS (NHDES list)	Sample Specific Comments	TOTAL # BOTTLES
-11	EQUIP BLANK	4-29-2020	0830	AQ	MEM	☑	Water Level/804	2
-12	EQUIP BLANK	4-29-2020	0900	AQ	MEM	☑	QED Sample Pro/805	2

Container Type	P	-	-	-	-	-	-	-	-	-	-	-	-
Preservative	-	-	-	-	-	-	-	-	-	-	-	-	-

Relinquished By:	Date/Time	Received By:	Date/Time
[signature]	4/29/2020 1100	[signature]	4/29/2020 1000
[signature]	4/29/2020 1200	[signature]	4/29 1200
[signature]	4/29/2020 [illegible]	[signature]	4/29/20 1457
[signature]	4/29/20 1856	[signature]	4/29/20 1856
[signature]	4/29/20 2000	[signature]	4/29/20 2000
[signature]	4/29/20 2049	[signature]	4/29/20 2049

Please print clearly, legibly and completely. Samples can not be logged in and turnaround time clock will not start until any ambiguities are resolved. All samples submitted are subject to Alpha's Payment Terms.

FORM NO. 01-01(I) (rev. 8-JAN-12)



GZA GeoEnvironmental, Inc.