NHDES Waste Management Division
29 Hazen Drive; PO Box 95
Concord, NH 03302-0095

FALL 2022 SITE ACTIVITIES AND MONITORING REPORT
Troy Mills Landfill Superfund Site
Troy, New Hampshire 03465

NHDES Site No.: 198405082
Project Type: Superfund
Project Number: 104
EPA ID No: NHD980520217

Prepared For:
New Hampshire Department of Environmental Services
Waste Management Division
29 Hazen Drive; PO Box 95
Concord, New Hampshire 03302-0095
Phone Number (603) 271-3649
RP Contact Name: Mr. Michael D. Summerlin
RP Contact Email: Michael.d.summerlinjr@des.nh

STATE OF NEW HAMPSHIRE
STEVEN R. LAMB
No. 082
LICENSED
PROFESSIONAL GEOLOGIST

Prepared By:
GZA GeoEnvironmental, Inc.
5 Commerce Park North
Bedford, New Hampshire 03110-6984
Phone Number: (603) 232-8731
Contact Name: Megan E. Murphy
Contact Email: megan.murphy@gza.com

Patricia Antezana
Digitally signed by Patricia Antezana
Date: 2023.09.25 11:16:41 -04'00'

Date of Report: September 2023



FALL 2022 SITE ACTIVITIES AND MONITORING REPORT

TROY MILLS LANDFILL SUPERFUND SITE

Troy, New Hampshire

NHDES No. 198405082

September 2023
04.0190987.35

Prepared for:
New Hampshire Department of Environmental Services
Hazardous Waste Remediation Bureau
Concord, New Hampshire

and

United States Environmental Protection Agency Region I
Office of Site Remediation and Restoration
Boston, Massachusetts

Prepared by:

GZA GeoEnvironmental, Inc.
5 Commerce Park North, Suite 201 | Bedford, NH 03110-6984
603-623-3600

Offices Nationwide
www.gza.com

2023 GZA GeoEnvironmental, Inc.

Known for excellence.
Built on trust.

GEOTECHNICAL
ENVIRONMENTAL
ECOLOGICAL
WATER
CONSTRUCTION MANAGEMENT

5 Commerce Park North
Suite 201
Bedford, NH 03110
T: 603.623.3600
F: 603.624.9463
www.gza.com

VIA EMAIL

September 21, 2023
File No. 04.0190987.35

Mr. Michael Summerlin, P.E.
New Hampshire Department of Environmental Services
Waste Management Division
29 Hazen Drive, P.O. Box 95
Concord, New Hampshire 03302-0095

Re: Fall 2022 Site Activities and Monitoring Report
Troy Mills Landfill Superfund Site (Site)
Troy, New Hampshire
NHDES Site # 198405082

Dear Michael:

GZA GeoEnvironmental, Inc. (GZA) is pleased to submit the attached Fall 2022 Monitoring Report to New Hampshire Department of Environmental Services for the above-referenced Site. Monitoring activities at the Site included sampling and analyses of groundwater, leachate, and surface water and supplemental per- and polyfluoroalkyl substances (PFAS) investigation activities. The supplemental PFAS investigation activities included the installation of seven groundwater monitoring wells during September and October 2022 and the collection of groundwater samples for PFAS analysis from 39 monitoring locations at the Site. This report summarizes the services performed and findings of GZA's annual water quality monitoring and supplemental PFAS investigation activities, as well as our conclusions and recommendations.

We appreciate the opportunity to have worked with you on this project. Should you have any questions, please call the undersigned at (603) 232-8731.

Very truly yours,

GZA GEOENVIRONMENTAL, INC.

Megan E. Murphy
Project Manager

James M. Wieck, P.G.
Consultant/Reviewer

Steven R. Lamb, P.G., C.G.W.P.
Principal

\\GZABedford\Jobs\04Jobs\0190900s\04.0190987.00 - NHDES 2019-2023 Contract\04.0190987.35 - Troy Fall 2022 Monitoring Round WSA #5\Report\Text\FINAL 04.0190987.35 Troy 2022 Report 060923.docx

Attachment: Report

An Equal Opportunity Employer M/F/V/H

TABLE OF CONTENTS

1.0 INTRODUCTION 1

2.0 BACKGROUND SITE INFORMATION 1

2.1 SITE LOCATION AND DESCRIPTION 1

2.2 SITE HISTORY 2

2.3 BRIEF SUMMARY OF PREVIOUS INVESTIGATIONS AND CONTAMINANTS-OF-CONCERN 2

2.4 2010 FIVE-YEAR REVIEW 4

2.5 LNAPL INVESTIGATIONS 5

2.6 2015 FYR 6

2.6.1 Sediment Toxicity Assessment 7
2.6.2 Supplemental Source Investigation 8

2.7 2020 FYR 8

2.8 SUMMARY OF SITE HYDROGEOLOGY 9

3.0 AERIAL PHOTOGRAPH REVIEW 9

4.0 PFAS MULTI-MEDIA SCREENING 11

4.1 PFAS SCREENING AND REGULATORY VALUES 11

4.2 2018 PFAS SAMPLE COLLECTION ASSESSMENT AND GROUNDWATER SCREENING RESULTS 12

4.3 2019 SURFACE WATER AND LEACHATE PFAS SCREEN RESULTS 13

4.4 2020 PFAS SCREENING PROGRAM 13

5.0 2022 WORK PLAN AND SAMPLING AND ANALYSIS PLAN 13

6.0 SUMMARY OF THE 2022 SITE AND STUDY AREA ACTIVITES 14

6.1 GENERAL SITE OBSERVATIONS AND MAINTENANCE 14

6.2 SUPPLEMENTAL PFAS INVESTIGATION ACTIVITEIS 15

6.2.1 Soil Boring Advancement 15
6.2.1.1 Hollow-stem Auger Drilling 16
6.2.1.2 Rotary Sonic Drilling 17
6.2.2 Soil Sampling and Analytical Results 18
6.2.3 Groundwater Monitoring Well Installation 20
6.2.4 2022 Work Plan Deviations 21

6.3 COMPREHENSIVE GROUNDWATER LEVEL MEASUREMENT ROUND 22

6.3.1 Surface Water Stage Measurements 22

6.4 GROUNDWATER SAMPLING AND METHODOLOGY 23

6.4.1 Sampling Using Bladder Pumps 23
6.4.2 Sampling Using Peristaltic Pumps 24
6.4.3 Sampling Using a Bailer 24

6.5 LEACHATE SAMPLING 25

6.6 SURFACE WATER SAMPLING 25

6.7 2022 PFAS SCREENING PROGRAM 26

6.8 DECONTAMINATION PROCEDURES AND WASTE DISPOSAL 26

7.0 PROJECT QUALITY ASSURANCE / QUALITY CONTROL SUMMARY OF FIELD WORK 26

7.1 FIELD EQUIPMENT MAINTENANCE AND CALIBRATION 31

7.2 FIELD QUALITY CONTROL SAMPLE COLLECTION 31

7.2.1 Duplicate Sample Results 31
7.2.2 Trip Blanks 32
7.2.3 Equipment Blanks 32
7.2.4 Field Blanks 32

7.3 DATA VERIFICATION AND VALIDATION 32

8.0 SUMMARY OF FALL 2022 MONITORING DATA RESULTS 33

8.1 HYDRAULIC HEAD DATA EVALUATION 33

8.1.1 Overburden Groundwater Flow 33
8.1.2 Bedrock Groundwater Flow 33
8.1.3 Vertical Hydraulic Head Gradients 34

8.2 GROUNDWATER QUALITY 35

8.2.1 NH AGQS/ROD ICL Exceedances 35
8.2.2 VOCs and 1,4-dioxane in Groundwater 36
8.2.3 SVOCs in Groundwater 37
8.2.4 Manganese in Groundwater 38
8.2.5 PFAS in Groundwater 39
8.2.5.1 Comparison to EPA Site-Specific Screening and Regulatory Values 39
8.2.5.2 Comparison to NH AGQS 41
8.2.5.3 PFAS Distribution and Stratigraphic Model Update 41

8.3 LEACHATE DATA RESULTS 44

8.4 SURFACE WATER DATA RESULTS 44

9.0 CONCLUSIONS AND RECOMMENDATIONS 45

9.1 CONCLUSIONS 45

9.2 RECOMMENDATIONS 46

10.0 REFERENCES 50

TABLES

TABLE 1 MULTI-MEDIA SAMPLING – SUMMARY OF THE FALL 2022 MONITORING ACTIVITIES
TABLE 2 WELL CONSTRUCTION INFORMATION
TABLE 3 GROUNDWATER LEVEL MEASUREMENTS AND ELEVATION DATA
TABLE 4 VERTICAL HYDRAULIC GRADIENTS
TABLE 5A SUMMARY OF DETECTED COMPOUNDS IN GROUNDWATER SAMPLES
TABLE 5B SUMMARY OF NATURAL ATTENUATION PARAMETERS
TABLE 6A SUMMARY OF DETECTED PFAS IN GROUNDWATER SAMPLES
TABLE 6B SUMMARY OF DETECTED PFAS IN SOIL SAMPLES
TABLE 6C SUMMARY OF DETECTED PFAS IN SURFACE WATER AND LEACHATE SAMPLES
TABLE 7 SUMMARY OF DETECTED COMPOUNDS IN LEACHATE SAMPLES
TABLE 8 SUMMARY OF DETECTED COMPOUNDS IN SURFACE WATER SAMPLES
TABLE 9 RELATIVE PERCENT DIFFERENCE (RPD) CALCULATIONS FOR DUPLICATE SAMPLES
TABLE 10 HISTORICAL EQUIPMENT BLANK SAMPLES AND RESULTS

GRAPHS

GRAPH 1 INTERIM CLEANUP LEVEL (ICL) EXCEEDANCES AT TRY_MW-804
GRAPH 2 INTERIM CLEANUP LEVEL (ICL) EXCEEDANCES AT TRY_MW-805
GRAPH 3 INTERIM CLEANUP LEVEL (ICL) EXCEEDANCES AT TRY_MW-205
GRAPH 4 DEHP CONCENTRATIONS VS. GROUNDWATER ELEVATION AT TRY_MW-205
GRAPH 5 INTERIM CLEANUP LEVEL (ICL) EXCEEDANCES AT TRY_MW-803
GRAPH 6 INTERIM CLEANUP LEVEL (ICL) EXCEEDANCES AT TRY_MW-A28
GRAPH 7A INTERIM CLEANUP LEVEL (ICL) EXCEEDANCES OF MANGANESE EXCEEDING 5 MG/L AND DISPLAYING INCREASING OR VARIABLE TRENDS
GRAPH 7B INTERIM CLEANUP LEVEL (ICL) EXCEEDANCES OF MANGANESE EXCEEDING 5 MG/L AND DISPLAYING POTENTIAL DECREASING TRENDS
GRAPH 7C INTERIM CLEANUP LEVEL (ICL) EXCEEDANCES OF MANGANESE LESS THAN 5 MG/L AND DISPLAYING INCREASING OR VARIABLE TRENDS
GRAPH 7D INTERIM CLEANUP LEVEL (ICL) EXCEEDANCES OF MANGANESE LESS THAN 5 MG/L AND DISPLAYING POTENTIAL DECREASING TRENDS

FIGURES

FIGURE 1 LOCUS AND SITE EXPLORATION PLAN
FIGURE 2A OVERBURDEN GROUNDWATER ELEVATIONS AND POTENTIOMETRIC SURFACES (2022)
FIGURE 2B BEDROCK HYDRAULIC HEAD AND POTENTIOMETRIC SURFACES (2022)
FIGURE 2C AERIAL IMAGERY OF POTENTIAL LANDFILL EXTENTS OVER TIME
FIGURE 2D MW-902 EXPLORATION PLAN OF ENCOUNTERED REFUSALS
FIGURE 3 GROUNDWATER VOC KEY CONTAMINANT RESULT SUMMARY (2022)
FIGURE 4 GROUNDWATER SVOC KEY CONTAMINANT RESULT SUMMARY (2022)
FIGURE 5 GROUNDWATER MANGANESE KEY CONTAMINANT RESULT SUMMARY (2022)
FIGURE 6A GROUNDWATER PFOA KEY CONTAMINANT RESULT SUMMARY (2022)
FIGURE 6B ESTIMATED DISTRIBUTION OF PFOA IN OVERBURDEN GROUNDWATER (2022)
FIGURE 6C ESTIMATED DISTRIBUTION OF PFOA IN BEDROCK GROUNDWATER (2022)
FIGURE 7 KEY CONTAMINANTS WITHIN SURFACE WATER AND LEACHATE (2022)
FIGURE 8 SITE VICINITY OVERVIEW PLAN

APPENDICES

APPENDIX A LIMITATIONS
APPENDIX B HISTORICAL FIGURES AND GROUNDWATER DATA
APPENDIX C CONCEPTUAL SITE MODEL
APPENDIX D EPA SURFACE WATER SCREENING LEVELS MEMORANDUM
APPENDIX E FIELD NOTES FROM LOG BOOKS
APPENDIX F SITE PHOTOGRAPHIC LOG
- *Fall 2022 Drilling and Well Installation Activities*
- *Fall 2022 Groundwater Sampling Activities*

APPENDIX G BORING LOGS
APPENDIX H ALPHA LABORATORY ANALYTICAL SOIL DATA PACKAGES
APPENDIX I COMPLETED FIELD MEASUREMENT FORMS
- *Water Level Worksheet*
- *Surface Water / Sediment Worksheet*
- *AquaTroll Low-Flow Test Reports*

APPENDIX J ALPHA LABORATORY ANALYTICAL GROUNDWATER, SURFACE WATER AND LEACHATE DATA PACKAGES
APPENDIX K WASTE DISPOSAL MANIFEST
APPENDIX L VENDOR CERTIFICATIONS AND INSTRUMENT CALIBRATION / MAINTENANCE LOGS
- *Vendor Equipment Certifications*
- *Instrument Calibration Logs*

APPENDIX M UPDATED GEOSPATIAL DATA MODEL AND PFAS DISTRIBUTION PINWHEEL PLOTS

1.0 INTRODUCTION

This report presents a summary of the fall 2022 water quality monitoring round and supplemental per- and polyfluoroalkyl substances (PFAS) investigation activities conducted by GZA GeoEnvironmental, Inc. (GZA) on behalf of the United States Environmental Protection Agency (EPA) and the New Hampshire Department of Environmental Services (NHDES) at the Troy Mills Landfill Superfund Site (Site) in Troy, New Hampshire (NHDES Site # 198405082; CERCLIS Site ID Number NHD980520217).

Monitored Natural Attenuation (MNA) is the primary component of the selected remedy in the Record of Decision (ROD)[1] to achieve the "Management of Migration" Remedial Action Objective (RAO) for the Site. Routine monitoring is conducted to evaluate the effectiveness of MNA and includes the sampling and chemical analysis of groundwater from an existing network of monitoring wells and surface water, sediment, leachate, and wetland soils sampling locations.

Supplemental investigation activities conducted during fall 2022 included PFAS delineation-related subsurface exploration and testing to further evaluate the distribution of PFAS at the Site and the larger portion of the landfill to the north of the Site (generally referred to as the solid waste landfill). The supplemental assessment included the installation of seven new monitoring wells, select soil sampling, and groundwater quality sampling at the existing and new monitoring locations. The supplemental PFAS delineation activities and the November 2022 sampling were in accordance with the Hazardous Waste Remediation Bureau (HWRB) Master Quality Assurance Project Plan (QAPP) EPA RFA# 18008 current at the time of sampling, the *Work Plan for Supplemental PFAS Assessment Monitoring Well Installation* dated September 16, 2022, and the *Sampling and Analysis Plan* (SAP) dated October 2022.

Authorization to proceed on these projects was granted by NHDES in accordance with our proposed Work Scope and Budget Estimate dated June 13, 2022, and NHDES' Work Scope Approvals (WSA) dated August 11, 2022 (WSA #4) and October 19, 2022 (WSA #5). The work was performed in general accordance with our NHDES Contract for Environmental Consulting Services effective as of July 1, 2019 through June 30, 2023 as approved by the Governor and Council on June 5, 2019. This report presents GZA's field observations, results, technical opinions, and recommendations. The opinions included in this report are subject to modification based on additional information obtained by GZA or provided to GZA by other parties. GZA's services and this report are subject to the Limitations presented in **Appendix A**.

2.0 BACKGROUND SITE INFORMATION

2.1 SITE LOCATION AND DESCRIPTION

The Site source area is an undeveloped approximately 2-acre former drum disposal area located in Troy, New Hampshire (Cheshire County) about 1.5 miles south of the Center of Troy (refer to **Figure 1**). The approximate 2-acre Site source area is a portion of a larger approximately 10-acre landfill within an approximately 270-acre property formerly owned by Troy Mills, Inc. (TMI). The landfill was used by TMI for the disposal of solid wastes including fabric scraps from the textile mill. Drummed solids and liquids were primarily disposed within the 2-acre area, including the Lower Drum Area and Upper Drum Area. The remaining approximate 8 acres of landfill located to the north of the drum disposal area are generally referred to as the solid waste landfill

[1] Region 1 Record of Decision, Troy Mills Landfill Superfund Site, Troy, New Hampshire, dated September 30, 2005.

(refer to **Figure 1**). Access to the Site is off Rockwood Pond Road via a separately owned, private gravel pit access road in Fitzwilliam, New Hampshire.

The Site source area is surrounded by the following:

- To the north by an approximate 8-acre solid waste landfill that is separately regulated by the NHDES Solid Waste Bureau under facility identification number 261;
- To the east by a former railroad bed currently used as a walking, all-terrain vehicle, and snowmobile trail, and beyond by undeveloped land;
- To the west by the main Site access road, a wetland area, and Rockwood Brook; and
- To the south by the eastern branch of Rockwood Brook and beyond by undeveloped land.

The fall 2022 supplemental PFAS investigation activities focused on the approximate 10-acre landfill consisting of the 2-acre drum disposal area and the approximate 8-acre solid waste landfill. For this report, the approximate 10-acre landfill will be referred to as the Study Area.

The Site and a portion of the approximate 8-acre solid waste landfill is encompassed by a Groundwater Management Zone (GMZ) comprising 16.86 acres and includes downgradient land beyond the landfill area. Rockwood Brook flows south to north and continues downstream to Sand Dam Pond, a recreational area located approximately 1 mile north of the Site. The former drum disposal area is beyond the 100-year floodplain of Rockwood Brook.

2.2 SITE HISTORY

TMI disposed of hazardous substances that were generated at its acrylic fabric manufacturing facility in Troy between 1967 and 1978. An estimated 6,000 to 10,000 55-gallon drums of waste liquid and sludge containing mostly plasticizers such as bis[di](2 ethylhexyl)phthalate (DEHP) and a petroleum-based solvent known as Varsol™ (also known as Stoddard solvent or mineral spirits) were disposed of on Site. Other drummed wastes disposed of on Site include pigments, surplus mixes, and tank residuals of vinyl resins, paint resins, and top coating products.

As indicated in CMA Engineers, Inc.'s *Construction Certification Report* dated January 2009 and a memo by Troy Mills, Inc. dated September 1999, the 8-acre solid waste landfill portion of the Study Area was operated by TMI as an unlined landfill from 1978 to 2001. Approximately 3 tons of solid waste per week (originating from the Troy Mills, Inc. facility in Troy) were estimated to be placed within the solid waste landfill. The primary wastes disposed were "fabric scraps and trimmings from the textile/coated fabric operations." Between 1979 and 2005, several investigations of the Site occurred that are described in **Section 2.3** below.

2.3 BRIEF SUMMARY OF PREVIOUS INVESTIGATIONS AND CONTAMINANTS-OF-CONCERN

From 1979 to the present, multiple investigations have been conducted at the Site. These investigations are briefly summarized herein and are further described in the Final Feasibility Study (FS), prepared by Metcalf & Eddy, Inc. (M&E), dated September 2005.

Under the State of New Hampshire hazardous waste remediation program, TMI completed a Phase I investigation of the drum disposal area in August 1981, a Phase II investigation in December 1981, and a Phase III investigation in July 1982. Based on the findings, TMI entered into a Consent Agreement with NHDES in January of 1985 that required TMI to submit a waste analysis plan, a preliminary risk assessment, a remedial investigation/feasibility

study (RI/FS), and an engineering design of the selected remedial alternative. A preliminary human health risk assessment, completed in March 1986, concluded that a Level 2 risk assessment should be conducted since concentrations of volatile organic compounds (VOCs) in groundwater indicated a potentially elevated risk. The required remedial investigation (RI) was conducted in 1987. The risk assessment was completed during 1991 (Weston, 2003) and concluded that risk to human health was negligible; however, it was later determined that the Site had not been thoroughly characterized.

A Phase I Pre-Design study, conducted during 1995, identified light non-aqueous phase liquid (LNAPL) in newly installed wells and a leachate outbreak. Subsequent analyses indicated that concentrations of contaminants in groundwater exceeded the New Hampshire Ambient Groundwater Quality Standards[2] (AGQS) (Weston, 2003). The Pre-Design study recommended a containment remedy and further evaluation of the potential for intrinsic remediation of Site groundwater (GEI Consultants, Inc., 1995).

A Phase II Pre-Design report, completed during September 1998, proposed the installation of a hanging slurry wall combined with product collection and a flow-through (intrinsic) treatment gate downgradient of the buried drum area and the leachate outbreak. NHDES questioned the conclusion made in the Phase II Pre-Design report that only a small percentage of the drums remaining in the drum disposal area were still intact and contained liquid. Instead, the NHDES supported a containment-based remedial action, and during April 2000 agreed to a modified version of a containment-based remedial action originally proposed during 1995 with the condition of commitment by TMI to long-term operation, maintenance, and monitoring (Weston, 2003).

During September 2000, TMI requested to defer remediation of the drum disposal area to 2003/2004 due to unfavorable corporate and financial market conditions. During December 2000, NHDES approved the deferral schedule provided by TMI based on the remote location of the Site combined with monitoring data that did not suggest an imminent and substantial threat to public health or the environment. TMI filed for Chapter 11 bankruptcy on November 2, 2001.

During September 2003, the Site was listed on the National Priorities List (NPL) and a time-critical removal action was initiated. During July 2004, EPA's Superfund Remedial Program retained M&E under the Remedial Action Contract to initiate a RI to determine if additional remedial actions would be needed after the completion of the removal action. The RI documented the nature and extent of residual contamination and evaluated risks to human health and the environment from current or expected future exposures to residual contamination. Five additional wells were installed at the Site and groundwater, surface water, soils, and sediments were sampled during December 2004.

Between 2004 and 2005, EPA completed a drum and flammable liquid and contaminated soil/sludge removal action, constructed three LNAPL interceptor trenches, and constructed a 2-foot-thick permeable soil cap over the excavation area. The 8-acre solid waste landfill was used as a staging area during the drum removal and, consequently, some grading and cover improvements were performed on portions of the solid waste landfill following completion of the drum removal. A subsequent RI of the Site was completed by M&E during July 2005 for EPA. The RI identified a plume of groundwater contamination, approximately 8 to 9 acres in area, consisting of organic contaminants (alkylbenzenes, chlorinated solvents, phthalates, and toluene). It was concluded that the contaminants of concern (COCs) were naturally biodegrading and that removal of the buried drums eliminated the primary source of on-going contamination to groundwater.

[2] AGQS are included in the New Hampshire Code of Administrative Rules Env-Or 600 (Env-Or 603.03).

The 2005 RI/FS completed by M&E also established RAOs and preliminary remediation goals, identified and screened potential treatment and containment technologies, and developed and evaluated remedial alternatives. It was concluded by M&E that the primary contaminants posing human health risks and hazards were DEHP in leachate and various organics and inorganics in groundwater.

Pursuant to the ROD, EPA concluded that the selected remedy for contaminated groundwater, LNAPL, and residual soil contamination include the following remedial components:

- Maintenance of the LNAPL interceptor trenches;
- Maintenance of a permeable soil cap;
- MNA of groundwater contaminants including the monitoring of groundwater, surface water, sediment, leachate, and wetland soil;
- Institutional controls (ICs); and
- Five-year reviews.

During 2008 and 2009, approximately 2 to 3 acres of the solid waste landfill were capped as part of a closure project performed as a Supplemental Environmental Project under a 2007 Consent Decree with NHDES by North Country Environmental Services, Inc. of Bethlehem, NH.

2.4 2010 FIVE-YEAR REVIEW

The first statutory five-year review (FYR) was completed by EPA during September 2010 to document the status of the selected remedy relative to being protective of human health and the environment. The trigger for the FYR was the initiation of the ROD-specified cleanup actions completed during the fall of 2005. The FYR documented that the remedy was currently protective of human health and the environment as envisioned by the ROD; however, in order for the remedy to be considered protective over the long term, the following actions were recommended:

- With regard to effectiveness of ICs, violations and vandalism should be reported to the State and the Town for response with appropriate follow-up monitoring and enforcement actions. Additionally, repair damaged wells, post warning signs at the inner gate and former drum disposal area, and consider fencing the former drum disposal area to restrict access by all-terrain vehicles;
- Conduct a supplemental investigation of the residual LNAPL source area and further evaluate effectiveness of the interceptor trenches in capturing remaining LNAPL;
- Perform supplemental hydrogeologic studies to confirm hydrostratigraphy and the COC fate and transport in groundwater to confirm the effectiveness of the MNA management of migration remedy and to better forecast time to cleanup; and
- Perform a hydrologic evaluation within the transition zone between groundwater and surface water in the Rockwood Brook Wetland Study area and Rockwood Brook. Review existing data from nearby groundwater monitoring wells relative to appropriate benchmark ecological risk screening values applied to receptor exposures within the groundwater-surface water transition zone.

2.5 LNAPL INVESTIGATIONS

Between 2011 and 2013, GZA performed phased supplemental LNAPL investigations to further delineate the LNAPL source area and aid the evaluation of potential focused remedial alternatives in the vicinity of the LNAPL interceptor trenches and former drum disposal area. GZA concluded the following with regard to the persistence of LNAPL:

- LNAPL present in the vicinity of the interceptor trench area appeared to be both laterally and vertically discontinuous, particularly under high water table conditions. The lack of discernible connectivity within the LNAPL in this area was likely a reflection of the combined influences of historical downgradient LNAPL recovery from the trench network, upgradient source reduction, and hydraulic influences stemming from cap installation;
- The results of LNAPL recovery testing, when combined with the historical record of product thicknesses in wells near the interceptor trenches, indicated that the LNAPL appeared to have transitioned away from a mobile state and toward a condition where LNAPL pore concentrations exist at or below residual saturation levels under current subsurface conditions (i.e., an immobile state);
- While historically effective, the interceptor trenches were no longer readily recovering free product. The cessation of LNAPL recovery from the trenches may be at least partially attributed to the previously-mentioned transition toward residual-dominated (i.e., immobile LNAPL) conditions in the trench area;
- Field screening and analytical data collected during subsurface explorations, as well as the data collected during a Laser-Induced Florescence survey performed during 2012 at boring B10 (refer to **Appendix B**, **Figure B-1**), did not support the existence of a significant continuing LNAPL source in overburden within the former drum disposal area; and
- While based on spatially and temporally limited data, the results of the free product laboratory analysis suggested weathering and mass transfer from the LNAPL did not appear to be significantly changing the chemical composition of the LNAPL. The lack of an appreciable change in composition is consistent with the recalcitrant nature of the primary LNAPL constituent, DEHP.

Pursuant to the ROD, the interceptor trenches were to "*continue to be maintained and operated until LNAPL levels dissipate, at which time, they will be kept available for continued monitoring as part of the groundwater component of the remedy*." The ROD further states that "*if continued monitoring is no longer necessary, the interceptor trenches will be decommissioned in a manner determined appropriate at that time*."

In the May 2013 Investigation Report GZA recommended that trench decommissioning coinciding with excavation, removal, and off-site disposal of accessible LNAPL-impacted soil be performed. This work was largely completed by January 2014 with final Site restoration occurring during May 2014. Work associated with the decommissioning of the interceptor trenches was summarized in "Completion Report – Trench Decommissioning" dated July 2014.

The following LNAPL gauging wells (C-series wells) and groundwater monitoring wells (201-series wells) located in the vicinity of the interceptor trenches were also decommissioned during the removal of the trenches (refer to **Appendix B** for an historical figure depicting the former locations of the LNAPL trench, 201-series wells, and C-series wells):

- MW-C1S
- MW-C3S
- MW-C5S
- MW-C8S
- MW-201M
- MW-201P
- MW-C2S
- MW-C4S
- MW-C7S
- MW-201D
- MW-201S

An explanation of significant differences was issued during 2014 to document changes in the New Hampshire AGQS and to update other state and federal applicable or relevant and appropriate requirements (ARARs).

2.6 2015 FYR

The second FYR dated September 2015 stated that the remedy is currently protective of human health and the environment. In order for the remedy to be protective in the long term, however, the following actions should be considered:

- Site security options to limit trespassing and Site access. EPA will review options with State and Town officials including but not limited to: erect additional fences and signage; relocate the gate; determine in consultation with State and Town officials whether there are other effective means to limit trespassing and access. If trespassing persists, EPA will consider whether a revised human health risk assessment is needed;
- IC options to prevent potential exposure to contaminated soils. EPA, in consultation with State and Town officials, will consider modification of existing ICs, more effective enforcement of existing ICs, or implementation of additional ICs to limit exposure to contaminated soils; and
- Evaluation of the extent of contaminated sediment and conducting a toxicity evaluation and ecological risk assessment. EPA, in consultation with the State, will evaluate on-site wetlands to determine the current nature and extent of contaminated sediment and if some areas need to be re-assessed relative to ecological risk to benthic invertebrates through chemical analysis and toxicity testing.

Based on refinement of the Conceptual Site Model (CSM), included in **Appendix C**, indicating that the plume was limited to a narrow area within overburden groundwater along the northern side of the former drum disposal area with the primary plume axis trending along the east to west flow path, 17 on-site groundwater monitoring wells were determined to be superfluous. The following wells were decommissioned during the fall 2014 monitoring activities:

- P-1
- M-2
- M-3
- M-5
- M-6
- MW-101
- MW-109
- MW-108
- MW-502
- MW-504
- MW-505
- MW-506
- MW-507
- MW-202S
- MW-202D
- MW-602S
- MW-603

* well MW-106 was planned for decommissioning; however, it could not be located.

A historical figure depicting the locations of the decommissioned wells and a historical table including data for Site wells between 2004 and 2016 are included in **Appendix B**.

Site security enhancements were completed during 2017 to fulfill the recommendation for the Site access issue identified during the second FYR and with the goal of limiting unauthorized access to the Site and conveying Site exposure concerns to potential trespassers.

2.6.1 Sediment Toxicity Assessment

EPA and their contractor, Techlaw, collected sediment samples for analytical chemistry and toxicity analyses during August and October 2016. Techlaw concluded the following:

Sediment Toxicity Testing Results

- "The sediment toxicity tests identified effects on survival and biomass in both test species only in sediment sample SW-Leach A-01. This sample was collected from an orange-colored seep which supplies most of the surface water flowing through the forested wetland. Significant effects were not observed in either test species exposed to the remaining four site sediment samples. Based on this first line of evidence, it was concluded that the conditions in Rockwood Brook sediments are unlikely to result in population-level effects to the local BMI community from exposure to seepage, whereas the sediment sample collected from where orange-colored seep water originates at location SW-Leach A-01 caused measurable effects."

Sediment Analytical Chemistry Data Results

- "The sediment analytical chemistry data did not identify any particular analyte to explain the toxicity measured in sediment sample SW-Leach A-01. This toxicity, while real, appears to result from unknown causes. It is plausible, but unproven, that the toxic response may be associated with specific physical-chemical conditions (e.g., iron floc) prevailing at the seep itself.
- The lack of an obvious chemical signature in the four remaining site sediment samples collected from the forested wetland area and Rockwood Brook, and the two reference samples, corroborated the toxicity test results. Based on this second line of evidence, it was concluded that the conditions in the sediment samples collected from the three Rockwood Brook seeps and seep FW-01 in the forested wetland are unlikely to result in population-level effects to the local BMI community."

Recommended Monitoring Program Of Sediment Chemical Analyses

- "The TDF [Technical Direction Form] requested that ESAT [Environmental Services Assistance Team] develop a monitoring program based only on periodic sediment chemical analyses. Only sediment sample SW-Leach A-01 was toxic. The location from where this sample was collected is the main "source" for the orange-colored water that flows through the forested wetland. That location makes it a logical choice for future monitoring. Yet, the chemical analysis did not identify any analytes that may be responsible for the observed toxic responses.
- The lack of an obvious cause for the toxicity in SW-Leach A-01 represents a dilemma for proposing a defensible sediment monitoring program. ESAT discussed this issue with the task order contracting officer representative to try to develop a workable solution. After reviewing all the data, it was concluded that the sediment toxicity at this location was real but could not be linked to any of the measured analytes. In addition, future sampling at location SW-Leach A-01would not resolve the current disconnect between chemistry and toxicity. As such, it was determined that a sediment chemistry monitoring program could not be developed given the existing conditions at sample location SW-Leach A-01."

2.6.2 Supplemental Source Investigation

As a component of the Second FYR, it was concluded that DEHP is likely to persist in the aqueous phase in groundwater at the Site due to rate-limited mass transfer from remaining residual non-aqueous mass and general recalcitrance of this contaminant in anaerobic groundwater environments. This finding was supported by the results of the trend analyses included in the second FYR that were performed using monitoring data collected prior to and during 2015. The trend analyses for DEHP included in the second FYR are currently considered unreliable for most of the wells due to the potential for biased data from cross-contamination between wells and non-dedicated equipment smearing surface DEHP into the groundwater column when installed for sampling. However, relatively high concentrations of DEHP exceeding the New Hampshire AGQS were consistently observed at well MW-205 between 2005 and 2014, which has had dedicated sampling equipment installed in the well since 2008, indicating that the results between 2008 and 2014 for MW-205 are potentially more reliable than results for other wells during the same time period.

Because groundwater monitoring well MW-205 is located outside of and cross-gradient to the drum removal area, a recommendation was made in the Spring 2016 Monitoring Round Data Report to perform surficial geophysics (e.g., ground penetrating radar [GPR]) and focused test pit explorations in this area to explore whether a separate source may exist outside of the drum disposal area.

Areas of possible buried metal were identified during the surficial geophysical survey conducted in May 2017 and confirmed during test pit excavations in August 2017. In general, the observed landfilled materials and soil impacts were relatively benign; however, residual waste material was observed in test pit TP-1 associated with a buried 55-gallon drum, which represents a potential continuing source of contamination to groundwater. Test pit TP-1 is located within the area between monitoring wells MW-205, MW-803, and MW-804 (refer to **Appendix B, Figure B-1**).

2.7 2020 FYR

EPA completed the third FYR for the Site during September 2020. Similar to the previous FYRs, EPA found the selected remedy to be protective in the short-term; however, the following actions were recommended for the remedy to be protective in the long-term:

- *"Need to assess whether the newly promulgated NH PFAS standards will require modification of the remedy. Evaluate whether the remedy remains protective in light of the newly promulgated NH PFAS standards and whether additional action is needed. The presence of PFAS in Site groundwater also needs to be assessed to determine if any PFAS compounds need to be incorporated into the Site's CSM and the MNA model and determine if any modification of the groundwater remedy is required (including adding an ICL for any relevant PFAS compounds)."*
- *"DEHP in groundwater continues to exceed the ICL; manganese levels continue not declining as expected in wetland soils; and clean-up levels in groundwater may not be attained within the anticipated time frame established in the ROD (i.e., 2035). Continue monitoring for these contaminants, refine the conceptual site model regarding their fate and transport, and determine the timeframe needed to achieve all ICLs at the Site."*
- *"The overall conclusion of the ecological risk assessment completed in May 2017 was that impacted seep sediments are not likely to pose a population-level risk to the benthic invertebrate community in Rockwood Brook, and that the remedy remains protective. However, to ensure that contaminants remain largely restricted to the immediate areas of groundwater discharge and to monitor for any*

increase of contaminant discharge over time, seep sediment monitoring must resume. Test for SVOCs and metals in seep sediments in the forested wetland and adjacent to Rockwood Brook near known discharge points for groundwater seepage into Rockwood Brook (e.g., locations Leach A-01 and Leach B-01) prior to the next Five Year Review."

2.8 SUMMARY OF SITE HYDROGEOLOGY

The 2005 RI reports two groundwater flow systems are present at the Site, including overburden and bedrock systems. The overburden groundwater flow system is inclusive of the sand and till units, with depth to groundwater generally ranging from about 5 to 35 feet below ground surface (bgs). Groundwater flow in the overburden is to the west or northwest, toward Rockwood Brook (**Figure 2A**). During the fall of 2022, the data from the installation of three overburden monitoring wells located upgradient, cross-gradient, and downgradient of the existing GMZ, support this overburden groundwater flow system toward Rockwood Brook.

Historical water level measurements from bedrock wells along a northwest transect across the Site (MW-701, MW-602B, MW-108 [decommissioned], M-7D, and MW-702D) suggest that bulk groundwater flow direction in bedrock is toward the west/northwest consistent with that observed in overburden groundwater (**Figure 2B**). Four additional bedrock groundwater monitoring wells were installed at the Site during September and October 2022. Three bedrock monitoring wells were advanced as part of well couplets associated with the overburden monitoring wells installed upgradient, cross-gradient, and downgradient of the GMZ. The fourth bedrock well was installed within the lower drum disposal area. The hydraulic head data from these additional bedrock monitoring wells support the overall bulk groundwater flow direction at the Site toward the west/northwest. Additional bedrock investigations are necessary to evaluate the transport and fate of contaminants (e.g., PFAS) in bedrock groundwater, which are preliminarily assessed based on the analytical data discussed in this report.

Refer to **Appendix C** for additional information on Site hydrogeology.

3.0 AERIAL PHOTOGRAPH REVIEW

The fall 2022 investigation activities included developing a revised figure that accurately defines the boundaries of the landfill (Study Area). GZA reviewed historical aerial photographs provided by Environmental Data Resources, Inc. (EDR) and NHDES and historical reports provided by NHDES to develop **Figure 2C**.

Based on the historical aerial photographs supplied by EDR and NHDES, the Study Area appears undeveloped in 1960 with a railroad east of the Site. By 1972 there is a cleared area consistent with what EPA identified as the drum disposal area (the Site). The 1977 photograph shows that the extents of the cleared area increased to the north and east relative to the image from 1972. The extents of the area are subsequently increased to the north and west by 1986, as documented in the aerial photographs from 1981 and 1986. There are also two additional cleared areas shown that are consistent with those identified in historical Site documents as a sand pit/ quarry to the north of the Study Area. An additional sand pit/ quarry is visible northwest of the Study Area to the west of Rockwood Brook on the 1998 photograph. By 2006, the drum disposal and solid waste landfill areas appear to have been "capped" and covered in sand and grass. Consistent with this observation, the additional solid waste landfill capping was installed in September 2005, as indicated in the CMA Engineers, Inc. revised February 2009, *Construction Certification Report*, Sheet no: C-2A *Troy Mills Landfill, Troy, New Hampshire, Site Improvement Project, As-built Site Plan*. Refer to **Appendix B** for a copy of this figure (**Figure B3**). A visual depiction representing the increase of cleared/disturbed areas at the Study Area and within the Site vicinity by year is displayed on **Figure 2C**.

The disturbed area extent during 1977 (represented by purple on **Figure 2C**) encompasses the majority of the drum disposal area, however, it also appears to extend slightly further to the southeast and to the north outside of the current delineated boundaries of the drum disposal area. During the August 2017 test pit investigation, a buried 55-gallon drum was observed in test pit TRY_TP-1 (located within the purple shaded area on **Figure 2C** between monitoring wells MW-205, MW-803, and MW-804).

Additional disturbed areas shown on **Figure 2C** based on aerial photographs from the early 1980s to the late 1990s, provided by NHDES, suggest that disposal of waste materials may have extended further west (green area) and northwest (yellow and orange areas) of the known 8-acre solid waste landfill portion of the Troy Mills Landfill property. This was partially confirmed during the advancement of borings MW-902S and MW-902B during the fall 2022 supplemental investigation activities. Drill tooling (i.e., hollow-stem augers and driven casing and roller bits) and sampling equipment (i.e., spit spoons) were unable to be advanced more than 6 feet below ground surface (bgs). What appeared to be textile waste was encountered at the base of the borings when the tooling was removed. Advancement of a boring in the area of MW-902 was attempted at eight locations and encountered drill refusal on solid waste debris at each of the locations (depicted on **Figure 2D**). Additional information summarizing the drilling activities is discussed in **Section 6.2** below.

Descriptions of landfill operations included within historical reports of landfill operations that were provided to GZA by NHDES are consistent with certain aspects of the approximate extents of disturbed areas depicted on **Figure 2C**. In the September 1999 memorandum prepared by TMI summarizing historical operations at the landfill, a figure adapted from Normandeau Associates, Inc. titled, *Site Layout: Sample Locations for Ground and Surface Water, Troy Mills Landfill*, shows an approximate area of the "landfilled area" and "drum burial area". Portions of the "drum burial area" displayed on the Normandeau figure appear correlated with the locations of the southern boundaries of the pink and purple areas depicted on **Figure 2C**. The displayed "landfilled area" also appears to correlate with portions of the purple, blue, and green areas depicted on **Figure 2C**.

A test pit data transmittal prepared by GeoInsight during February 2001, includes a figure (*Figure 1 – Test Pit Locations and Current [1999] Topography*) depicting six shallow test pits excavated along the north, east, and west boundaries of the visible limit of buried waste at ground surface (refer to **Appendix B, Figure B4**). Various waste fabrics were observed within each test pit at varying depths up to six feet bgs. The test pit locations are correlated with the approximate extents of the yellow and green areas depicted on **Figure 2C**. The extent of this test pit data and the correlation to **Figure 2C** suggest that additional buried waste is likely to exist beyond the known 8-acre solid waste landfill portion of the Troy Mills Landfill property.

The following summarize the sources of aerial imagery information used to delineate the Disturbed Areas depicted on **Figure 2C**.

- 1960 (undeveloped property) - Aerial photograph provided by EDR
- 1972 (red) – Aerial photograph provided by EDR.
- 1977 (purple) – Aerial photograph provided by EDR.

- 1981 (blue) – EPA aerial photograph provided by NHDES[3].
- 1986 (green) – Aerial photograph provided by EDR.
- 1993 (yellow) – Aerial photograph provided by EDR.
- 1998 (orange) – Aerial photograph provided by EDR.
- 2022 (red dashed) – Aerial photograph provided by Google Earth Imagery.

4.0 PFAS MULTI-MEDIA SCREENING

4.1 PFAS SCREENING AND REGULATORY VALUES

PFAS are emerging contaminants, known to be stable, persistent, and bioaccumulative in the environment. In 2016, EPA began regulating some PFAS and those regulations have evolved as follows:

- In 2016, screening levels (SLs) for the PFAS perfluorooctanoic acid (PFOA), perfluorooctane sulfonic acid (PFOS), and perfluorobutane sulfonate (PFBS) in groundwater were developed by EPA using the Regional Screening Levels (RSL) calculator for a residential scenario and utilizing a Hazard Index (HI) = 0.1 to determine if the contaminant levels present at a site may warrant further investigation. This is consistent with standard practices for screening to identify contaminants of potential concern during a Remedial Investigation. The SLs for PFOA and PFOS are each 40 nanograms per liter (ng/L) and the SL for PFBS is 40,000 ng/L. Concentrations of PFOA or PFOS in groundwater that exceed 400 ng/L exceed an HI of 1 in a risk-based scenario.
- During May 2016, EPA issued a Lifetime Drinking Water Health Advisory (EPA Health Advisory) level of 70 ng/L for PFOA, PFOS, and for both PFOA and PFOS combined where these chemicals are present together. EPA recommended that the EPA Health Advisory level of 70 ng/L be used as the preliminary remediation goal (PRG) for contaminated groundwater that is a current or potential source of drinking water where no state Maximum Contaminant Level (MCL) or other Applicable or Relevant and Appropriate Requirements (ARARs) are available or sufficiently protective (EPA, 2020).
- Effective July 23, 2020, the New Hampshire legislature established MCLs in drinking water for PFOA (12 ng/L), PFOS (15 ng/L), perfluorononanoic acid (PFNA, 11 ng/L), and perfluorohexane sulfonic acid (PFHxS, 18 ng/L). New Hampshire also established AGQS for PFNA and PFHxS equivalent to the MCLs and lowered the AGQS for PFOA and PFOS to match the new MCLs.
- EPA developed Site-specific screening levels (SLs) for PFOA (713 ng/L), PFOS (713 ng/L), and PFBS (713,000 ng/L) in surface water and issued them in a memorandum dated June 22, 2020. The SLs were developed for a recreational surface water exposure pathway for a child swimmer based on ingestion exposure since no dermal or inhalation toxicity values for the contaminants are currently available. Refer to **Appendix D** for copies of these documents.

In August 2022, EPA issued updated Site-specific noncancer reference dose (RfD) values for several PFAS in soil and groundwater which result in the following Regional Screening Levels (RSLs) at Hazard Quotient (HQ) target 0.1:

[3] *Photographic Documentation of Landfill Sites: Troy, New Hampshire,* prepared by EPA, dated April 1982 and provided by NHDES.

Resident Risk-Based RSL for Soil (mg/kg)	Resident Risk-Based RSL for Tap Water (ng/L)
• PFOA 0.019 mg/kg	• PFOA 6 ng/L
• PFOS 0.0126 mg/kg	• PFOS 4 ng/L
• PFNA 0.019 mg/kg	• PFNA 5.89 ng/L
• PFHxS 0.126 mg/kg	• PFHxS 39.4 ng/L
• PFBS 1.9 mg/kg	• PFBS 600 ng/L
• HFPO-DA (Gen-X)[4] 0.023 mg/kg[5]	• HFPO-DA (Gen-X) 10 ng/L[6]

The RfD values for PFOA, PFOS, PFNA and PFHxS are based on Agency for Toxic Substances and Disease Registry (ATSDR) Minimal Risk Levels (MRLs) for ingestion exposure.

On June 15, 2022[7], EPA issued new Interim Health Advisories for PFOA and PFOS in drinking water at 0.004 ng/L and 0.02 ng/L, respectively. Additionally, EPA issued final Lifetime Drinking Water Health Advisories for PFBS and hexafluropropylene oxide (HFPO) and its ammonium salt ("GenX Chemicals") at 2,000 ng/L and 10 ng/L, respectively. However, due to the laboratory reporting limits being unable to meet the Interim Drinking Water Health Advisories for PFOA and PFOS, the comparison of the fall 2022 PFAS data to the Interim Drinking Water Health Advisories is not discussed within this report. Instead, the Interim Drinking Water Health Advisories for PFOA and PFOS are listed on the PFAS data summary table (**Table 6A**) for comparison.

Current state law requires AGQS be the same value as any MCL established by NHDES and that they be at least as stringent as health advisories set by EPA. At this time EPA has made no determination of whether these State standards will need to be added as an ARAR for this Site. They should, however, be used as screening values for PFAS without more conservative RSLs. For purposes of this report, PFAS data collected are reviewed against EPA's RSLs and the State's PFAS MCLs.

4.2 2018 PFAS SAMPLE COLLECTION ASSESSMENT AND GROUNDWATER SCREENING RESULTS

During 2018, NHDES initiated screening of Site groundwater for PFAS. PFOA was detected at concentrations exceeding the EPA SL, EPA Health Advisory, and AGQS in groundwater collected from certain monitoring wells on the Site with a maximum concentration of 790 ng/L (MW-804).

Prior to performing the fall 2018 monitoring round, GZA performed an assessment of the potential for PFAS cross contamination by using Site sampling equipment (i.e., Teflon bladders and Teflon tubing installed at the Site) for the collection of PFAS samples. Based on the results of the sample collection assessment, which showed no PFAS contribution, PFAS samples were collected directly from the selected monitoring wells using the previously installed sampling equipment.

[4] Hexafluoropropylene oxide dimer acid and its ammonium salt

[5] The screening level for HFPO-DA in soil was developed by EPA using the RSL calculator for a residential scenario and utilizing a Hazard Index (HI) = 0.1 to determine if the contaminant levels present at a site may warrant further investigation. This is consistent with standard practices for screening to identify contaminants of potential concern during a Remedial Investigation.

[6] No Site-specific screening level was provided by EPA for the Troy Mills Landfill Superfund Site. Therefore, the HFPO-DA value is based on EPA's final Lifetime Drinking Water Health Advisory of 10 ng/L.

[7] US EPA, OW. "Drinking Water Health Advisories for PFOA and PFOS." 12 July 2022, www.epa.gov/sdwa/drinking-water-health-advisories-pfoa-and-pfos. Drinking Water Health Advisories for PFOA and PFOS | US EPA

4.3 2019 SURFACE WATER AND LEACHATE PFAS SCREEN RESULTS

Based on the results of the 2018 groundwater screening, samples were collected for PFAS analysis from five surface water sampling locations and two leachate sampling locations during 2019. Five PFAS (each perfluoroalkyl carboxylic acids) were detected in the surface water samples collected from Rockwood Brook and Sand Dam Pond ranging in concentration from 1.82 ng/L (PFHxA; detected in a sample collected from Sand Dam Pond) to 5.34 ng/L (PFOA; detected in a sample collected at surface water sampling location SW-100). PFOA was one of the five PFAS detected in the surface water samples; however, the maximum detected concentration of 5.34 ng/L is well below the Site-specific screening level of 713 ng/L established by EPA for PFOA in surface water.

Relatively higher (compared to surface water) concentrations of 10 PFAS were detected in the two leachate samples collected. The PFAS detected within the surface water and leachate samples were consistent with the compounds detected in Site groundwater during fall 2018.

4.4 2020 PFAS SCREENING PROGRAM

The spring 2020 screening program expanded on the 2018 and 2019 screening programs and included collecting water quality samples from each of the Site's 32 groundwater monitoring wells, 2 leachate sampling locations, and 4 surface water sampling locations. In addition, a water quality sample was collected from the recreational public beach area at Sand Dam Pond located downstream of the Site on Rockwood Brook.

PFOA was detected at elevated concentrations in the groundwater samples collected from 28 of the 32 groundwater monitoring wells sampled. The highest concentration of PFOA, 2,140 ng/L, was detected in the sample collected from well MW-102 and exceeds both the NHDES and EPA regulatory standards.

Of the 36 PFAS analyzed for in leachate during 2020, 9 compounds were detected within the leachate sample from SW-LEACHATE and 6 were detected in the sample collected from SW-LEACH-B. The detected concentrations ranged from 2.02 ng/L (PFOS at SW-LEACH-B) to 363 ng/L (PFOA at SW-LEACHATE).

Similarly, of the 36 PFAS analyzed for in surface water samples during 2020, 3 compounds were detected within the surface water samples collected with concentrations ranging from 1.94 ng/L (PFHpA at SW-SDP-0) to 4.15 ng/L (PFOA at SW-100). Detected concentrations do not exceed the Site-specific surface water screening level established by EPA of 713 ng/L.

5.0 2022 WORK PLAN AND SAMPLING AND ANALYSIS PLAN

The September 2022 Work Plan and October 2022 SAP describe the sampling locations, field measurement procedures and criteria, sampling methods, sample container requirements, preservation, and decontamination procedures.

Relative to the groundwater MNA component of the remedy and the monitoring conducted during 2022, the primary Data Quality Objectives (DQOs) include collecting data of a known and sufficient quality to accomplish the following:

- Confirm water quality in compliance wells;
- Assess the effectiveness of MNA at the Site; and

- Assess contaminated groundwater impacts to leachate seeps and Rockwood Brook surface water quality.

The *Work Plan for Supplemental PFAS Assessment Monitoring Well Installation* dated September 16, 2022, and the *Sampling and Analysis Plan* (SAP) dated October 2022,are available electronically on NHDES' OneStop database Site Documents (state.nh.us). Deviations from the Work Plan and SAP that occurred during the fall 2022 activities resulting from unforeseen field conditions or changes, following discussions with NHDES and EPA, are described in **Section 6.2.3** and **Section 7.0** below, as appropriate.

6.0 SUMMARY OF THE 2022 SITE AND STUDY AREA ACTIVITES

Activities during 2022 included:

- Construction of seven monitoring wells during September through October;
- Analyzing nine soil samples collected during construction of the monitoring wells for PFAS;
- Completing a comprehensive water level measurement round in 39 groundwater monitoring wells;
- Collection of groundwater samples for analysis of water quality parameters in 36 of 39 monitoring wells; and
- Collection of water samples for analysis of water quality parameters in one leachate and four surface water locations.

Refer to **Table 1** for specific media sampled and the analyses performed and **Appendix E** for copies of GZA's field notes. Each of the samples collected was submitted for laboratory analyses to NHDES' contract laboratory Alpha Analytical Laboratories (Alpha) of Westborough and Mansfield, Massachusetts.

Refer to **Section 6.5** and **Section 6.6** for details regarding leachate and surface water sampling.

6.1 GENERAL SITE OBSERVATIONS AND MAINTENANCE

GZA observed the following conditions at the Site and Site vicinity during 2022 and implemented the following maintenance activities:

- Brush and vegetation were cleared around the M-7 and MW-105 series wells to allow for better access to the monitoring wells for sampling;
- A resurgence of beaver activity was observed within Rockwood Brook that included a new beaver lodge located between well couplets M-7 and MW-105 (further upgradient of the old beaver lodge) and newly felled trees along the lower and upper access roads. These felled trees were cleared or repositioned along the lower access road and connecting road between the upper and lower access roads to allow access to wells;
- GZA relabeled monitoring well identifications on the exterior of standpipes as necessary;
- During initiation of purging at well MW-201SX, the dedicated QED T1250 bladder pump installed in the well did not appear to be refilling after the initial discharge cycle (i.e., water did not discharge after an initial discharge of approximately 100 milliliters). The pump was pulled from the well, drained, and

observed for issues. The check ball in the pump intake had become stuck in the intake in the pump, preventing groundwater from entering the pump bladder. GZA loosened and cleaned the check balls, decontaminated the exterior of the pump, and reinstalled the pump in the monitoring well;

- Depths to sampling intakes were lowered at multiple locations during the sampling program due to historic low water levels. The sample tubing intakes were lowered to the midpoint of the saturated well screen length based on the new historical low groundwater measurement in accordance with the SAP;
- A mouse nest was observed and removed when opening the protective locking well cap at monitoring well MW-105S. The tubing lines were observed to have ben gnawed by rodents, although no water or air was observed to be leaking from these lines when used during sampling. A dedicated QED T1250 bladder pump is installed at this location. Although successfully sampled, GZA recommends pulling the bladder pump and replacing the sampling tubing prior to the next sampling event; and
- The surface of the landfill cap was generally observed to be in good condition; however, as observed during past years, some loose fabric material was observed in the area of the 2017 test pits and in areas along the upper access road.

Footprints and off-road vehicle tracks (e.g., dirt bike and all-terrain vehicles) were observed in the areas of the upper access road on the Site and solid waste landfill areas north of the GMZ. However, the engineering controls installed during 2017 to limit trespassing were observed to be in good condition. Refer to **Appendix F** for a photographic log of the Site and Site vicinity conditions.

6.2 SUPPLEMENTAL PFAS INVESTIGATION ACTIVITEIS

The supplemental PFAS investigation activities included installation of seven monitoring wells during September and October 2022 and the collection of soil samples for PFAS analysis from three of the seven borings in the Study Area. Authorization to proceed with installation of the wells was granted by NHDES in accordance with our proposed Scope of Work and Budget Estimate dated June 13, 2022, and NHDES' Work Scope Approval (WSA) dated August 11, 2022 (WSA #4). GZA collected analytical samples in accordance with the NHDES Hazardous Waste Remediation Bureau (HWRB) *Master Quality Assurance Project Plan* (QAPP) EPA RFA #18008 and the *Work Plan for Supplemental PFAS Assessment Monitoring Well Installation*, dated September 16, 2022.

6.2.1 Soil Boring Advancement

GZA observed the advancement of seven soil borings drilled by GZA's subcontractors, Drilex Environmental (Drilex) of Auburn, Massachusetts, and Cascade Environmental Drilling (Cascade) of Gardner, Massachusetts. Between September 19 and September 27, 2022, Drilex installed three monitoring wells including one monitoring well screened within fractured bedrock identified as MW-601B (to augment the existing shallow overburden monitoring well, MW-601S, and deep overburden well, MW-601D) and one monitoring well couplet (paired wells screened in overburden and fractured bedrock) identified as MW-903S and MW-903B. Cascade installed four monitoring wells comprising two monitoring well couplets (paired wells screened in overburden and bedrock), identified as MW-901S and MW-901B and MW-902S and MW-902B, between October 17 and October 28, 2022 (refer to **Figure 1**). Subsurface explorations were completed after coordinating with Dig Safe® for utility clearance.

Boring locations and monitoring well installations were assigned a tag label of "MW" combined with a numerical designation and a letter denoting overburden (S) or bedrock (B) as appropriate (e.g., MW-601B). The identification labels from these locations also include the prefix "TRY_" for database management purposes and for ease to the reader, will not be used for the remainder of this report.

Soil samples were screened in the field for total VOCs using a photoionization detector[8] (PID) and were visually classified according to the Modified Burmister classification system. Refer to **Appendix G** for boring logs summarizing soil sample descriptions, results of field screening, and monitoring well construction details.

Total VOCs, as measured with the PID, were detected at concentrations from less than 1 part per million (ppm) to 86.3 ppm during soil screening by headspace methods. No visual or olfactory evidence of contamination (other than anticipated solid waste landfill materials) was observed in the soil samples collected.

GZA had anticipated being able to utilize hollow-stem auger drilling methods in the areas where solid waste, i.e., acrylic fabric scraps, would not be encountered and needing to utilize rotary sonic methods to penetrate the buried fabric waste. Drilling location MW-901 was originally thought to be the only location where rotary sonic would be required; however, rotary sonic drilling was also required at location MW-902 due to the presence of buried fabric waste.

6.2.1.1 Hollow-stem Auger Drilling

Drilex advanced soil borings located outside of the anticipated footprint of the solid waste landfill[9] (MW-601B, MW-902S, MW-902B, MW-903S, and MW-903B) using track-mounted ATV CME55, and truck-mounted CME75 drill rigs. The soil borings were advanced using hollow stem auger (HSA) drilling techniques to identify the approximate depth to groundwater. When needed, alternative drilling techniques were also used as described below when drilling conditions prevented advancement of the boring using HSA methods.

A GZA field geologist observed and documented the drilling and monitoring well installation activities and prepared boring logs. Soil samples were collected from the borings at 5-foot intervals using standard penetration testing (SPT) and split spoon sampling methods from ground surface until refusal was encountered on presumed bedrock. After bedrock was encountered, air rotary drilling methods were used to advance the borings 5 to 10 feet into competent bedrock and permanent 4-inch steel casings were placed in the borehole and tremie grouted in-place. After the grout was allowed to cure overnight, bedrock boreholes were advanced through the grout and into fractured bedrock using wireline coring methods until a water bearing fracture was encountered.

Described below is a summary of subsurface conditions encountered during the drilling program outside of the actual footprint of the solid waste landfill, at the MW-601B and the MW-903 couplet drilling locations:

- Soils encountered during advancement of the boring for MW-601B consisted of mainly sand and gravel deposits, until bedrock was encountered. An approximate 2-foot thick layer of weathered bedrock was estimated to be present overlying more competent bedrock based on our observations during drilling. No solid waste landfill materials were observed.

- Subsurface conditions encountered at monitoring well couplet MW-903 consisted of sand and gravel deposits followed by glacial till overlaying fractured bedrock. No solid waste landfill materials were observed.

During the advancement of borings MW-902S and MW-902B, Drilex was unable to advance drill tooling or sampling equipment more than 6 feet bgs. What appeared to be textile waste was encountered at the base of the boring when the tooling was removed (refer to photograph logs included in **Appendix F**). HSA and drive and

[8] MiniRAE 3000, Organic Vapor Meter, equipped with an 11.7 electron volt lamp and calibrated to an isobutylene in air standard.
[9] As indicated in CMA Engineers, Inc. revised February 2009, *Construction Certification Report*, Sheet no: C-2A *Troy Mills Landfill, Troy, New Hampshire, Site Improvement Project, As-built Site Plan*. Refer to **Appendix B** for a copy of this figure.

wash drilling methods were used to advance the boring further but were unable to advance the boring into the waste.

Advancement of the MW-902 couplet was attempted at eight locations and encountered drill refusal on solid waste debris at each of the locations depicted on **Figure 2D**. The following table is a summary of fill and waste materials encountered when attempting to advance borings MW-902S and MW-902B.

Boring Designation	Fill Material	Depth (ft.)	Waste Material	Depth (ft.)	Max. Depth of Boring (ft.)
Location 1	Fine-Medium Sand	0-3	White woven fabric	3	3
Location 2	Fine-Medium Sand and Gravel	0-3.5	White/gray fabric	3.5	3.5
Location 3	Fine-Medium Sand	0-3.25	White/gray fabric	3.25	3.25
Location 4	Fine-Medium Sand	0-3.5	Not recovered	3..5	3.5
Location 5	Fine-Medium Sand	0-3.25	White/gray fabric	3.25	3.25
Location 6	Fine-Medium Sand, trace Gravel Alternating layers of fabric	0-5.75	Gray fabric	2	5.75
			White/gray/multicolor fabric	3.5	
			Orange 'paint chips' and potential metal debris	5.75	
Location 7	Fine-Medium Sand, Organics (root mass)	0-0.8	Gray fabric	0.8	0.8
Location 8	Fine-Medium Sand, little organics (root mass)	0-3	Gray, backed fabric	3	3

- During the drilling program, GZA observed textile waste and other landfill materials protruding out of the side of the slope to the west of the field where the MW-902 couplet was located. Upon further exploration, waste materials were found along the perimeter of the field and on the ground surface.

6.2.1.2 <u>Rotary Sonic Drilling</u>

Cascade advanced soil borings located within the footprint of the landfill capped area (MW-901S and MW-901B) using a track-mounted ATV Boart Longyear drill rig. The soil borings were advanced using rotary sonic drilling techniques due to the presence of textile waste and landfill materials. Due to the unsuccessful attempts using HSA and drive and wash techniques by Drilex to penetrate the encountered textile waste, Cascade was also requested to advance MW-902S and MW-902B (located outside of the anticipated solid waste area) using rotary sonic drilling methods.

A GZA field geologist observed and documented the drilling and monitoring well installation activities and prepared boring logs. Soil samples were collected continuously from the borings from ground surface until bedrock was encountered using a 6-inch sample barrel. After bedrock was encountered, the boring was advanced 5 to 10 feet into competent bedrock and a permanent 5-inch steel casing was placed in the borehole and tremie grouted in-place. After the grout had cured, bedrock boreholes were advanced through the grout and into

fractured bedrock using a 4-inch sonic core barrel to collect rock cores until water bearing fractures were encountered. Based on the drilling method used (rotary sonic), drill-breaks in the rock cores were common.

Described below is a summary of subsurface conditions encountered during the drilling program at the MW-901 and MW-902 couplet locations:

- While advancing the soil borings at the MW-901 couplet location, approximately 23-25 feet of multiple types of textile waste were encountered. Approximately 7 to 9 feet of sand was located directly above the solid waste landfill materials. Based on CMA Engineers, Inc. revised February 2009, *Construction Certification Report*, the landfill capping cover material is assumed to be approximately 0 to 2 feet bgs.
- While advancing the soil borings at the MW-902 couplet location, approximately 17.5-21 feet of multiple types of textile waste and metal debris were encountered. Approximately 1.5-2 feet of sand was located directly above the solid waste landfill materials.
- Refer to **Appendix F** for photographs of solid waste landfill materials encountered at the MW-901 and MW-902 locations.

Subsurface conditions encountered during the drilling program within the footprint of the solid waste landfill included varying amounts of sand, landfill/textile waste, sand and gravel deposits, and glacial till deposits overlaying fractured bedrock at varying thicknesses. A summary of the stratum description and depth interval is provided in the table below:

Boring Designation	**Sand Fill/Cap Material**	**Solid Waste Landfill Materials**	**Sand and Gravel**	**Glacial Till**	**Weathered Bedrock**	**Competent Bedrock**	**Max. Depth of Boring (ft. bgs)**	**Well Screen Depth Interval (ft. bgs)**
	Depth Interval (ft. bgs)							
MW-601B	--	--	1 – 59	--	59 – 61	61 – 83	83	72.5 – 82.5
MW-901S	0.5 – 7	7 – 32	32 – 38	--	38 – 40	--	40	31 – 36
MW-901B	0.5 – 9	9 – 32	32 – 37	37 – 38	38 – 43	43 – 75.5	75.5	63 – 73
MW-902S	0.5 – 2	2 – 19.5	19.5 – 29	29 – 30	--	--	30	19 – 29
MW-902B	0.5 – 1.5	1.5 – 22.5	22.5 – 28	28 – 69	69 – 73	73 – 111	111	99 – 109
MW-903S	0 – 12	--	--	--	--	--	12	6 – 11
MW-903B	--	--	0.5 – 12	12 – 51	51 – 54	54 – 71	71	60 – 70

6.2.2 Soil Sampling and Analytical Results

GZA selected a total of nine soil samples collected at varying depths for laboratory analysis from MW-601B, MW-901S, and MW-902B. As outlined in the Work Plan, soil samples were collected from depth intervals targeting: 1) just below the ground surface; 2) within the fill materials, or if not present, just above the water table; and 3) below the fill and/or buried waste materials.

The table below is a presentation of soil descriptions for the samples selected for laboratory analysis from each of the three boring locations:

Boring Designation	Sample ID	Overburden Material	Approx. Depth (ft.)	Stratum Description
MW-601B	TRY_MW-601B 1	Loose, dark brown, fine Sand and Silt, trace Gravel	0 - 1	Topsoil / Sand and Gravel
	TRY_MW-601B 2	Very dense, brown, fine to medium Sand, some Gravel, trace Silty Clay	20 - 21	Sand and Gravel
	TRY_MW-601B 3	Very dense, gray, fine to medium Sand and Gravel	30 - 31	Sand and Gravel
MW-901S	TRY_MW-901S 1	Brown to gray, fine to medium Sand, little Silt	0 - 1	Topsoil / Fill
	TRY_MW-901S 2 TRY_MW-901S 2 DUP	Tan, fine to medium Sand, little Silt	25 - 26	Landfill
	TRY_MW-901S 3	Gray, fine Sand and Silt, little Gravel	37 - 39	Sand and Gravel
MW-902B	TRY_MW-902B 1	Brown, fine to coarse Sand, little Silt, trace Gravel	0 - 1	Topsoil /Fill
	TRY_MW-902B 2	Brown, fine to coarse Sand, some Silt, little Gravel	12.5 - 13.5	Landfill
	TRY_MW-902B 3	Brown, fine to coarse Sand, some Gravel, trace Silt	23 - 25	Sand and Gravel

Soil samples were submitted to Alpha for analysis of PFAS by isotope dilution. For QA/QC purposes, a duplicate sample was submitted from the 25 to 26 feet depth interval in boring MW-901S (TRY_MW-901S 2 DUP) for laboratory analysis for the same parameters as the primary sample. Alpha's soil analytical laboratory report is included in **Appendix H**. The analytical results for the soil boring samples are summarized in **Table 6B**.

Soil quality data for PFAS were compared to the Site-specific EPA resident risk-based RSLs for PFOA, PFOS, PFNA, PFHxS, PFBS, and HFPO-DA as specified in **Section 4.1** above.

The following summarizes the shallow soil analytical results:

- Up to 13 PFAS were detected in certain soil samples collected as part of the drilling program with concentrations between 0.293 nanograms per gram (ng/g) at MW-902B (PFOA) and 11.8 ng/g at MW-901S (PFDA). PFAS were not detected at concentrations exceeding established Site-specific RSLs.
- In general, the analysis of soil samples collected from just below the ground surface (0 to 1-foot) indicated the presence of more individual PFAS and detected higher concentrations of PFAS than soil samples selected for analysis from deeper intervals. Detected PFAS are listed with the samples in which they were detected in the table below:

COMPOUND	SOIL SAMPLE ID WHERE DETECTED
Perfluorohexanoic Acid (PFHxA)	TRY_MW-901S 1
Perfluoroheptanoic Acid (PFHpA)	TRY_MW-901S 1 TRY_MW-901S 2 TRY_MW-901S 2 DUP TRY_MW-902B 2

COMPOUND	SOIL SAMPLE ID WHERE DETECTED
PFOA	TRY_MW-601B 1* TRY_MW-601B 2* TRY_MW-901S 1 TRY_MW-901S 2 TRY_MW-901S 2 DUP TRY_MW-902B 1
PFNA	TRY_MW-601B 1 TRY_MW-901S 1 TRY_MW-902B 1
Perfluorodecanoic Acid (PFDA)	TRY_MW-601B 1 TRY_MW-901S 1 TRY_MW-902B 1
Perfluoroundecanoic Acid (PFUnA)	TRY_MW-601B 1 TRY_MW-901S 1 TRY_MW-902B 1
Perfluorododecanoic Acid (PFDoA)	TRY_MW-601B 1 TRY_MW-901S 1 TRY_MW-902B 1
Perfluorotridecanoic Acid (PFTrDA)	TRY_MW-601B 1 TRY_MW-901S 1
Perfluorotetradecanoic Acid (PFTA)	TRY_MW-601B 1 TRY_MW-901S 1
PFOS	TRY_MW-601B 1* TRY_MW-901S 1 TRY_MW-902B 1
Perfluorodecane Sulfonate (PFDS)	TRY_MW-601B 1
N-Ethyl Perfluorooctanesulfonamidoacetic Acid (NEtFOSAA)	TRY_MW-601B 1 TRY_MW-901S 1
N-Methyl Perfluorooctanesulfonamidoacetic Acid (NMeFOSAA)	TRY_MW-901S 1

* = Refer to **Section 7.0** below for QA/QC information.

Analysis of the selected soil samples confirmed the presence of PFAS in shallow soil and fill in the Study Area (drum disposal area and solid waste landfill area). The majority of PFAS were detected at low concentrations in the samples from the 0 to 1-foot sample depth interval. Only PFHpA (detected in samples TRY_MW-901S 2 and TRY_MW-902B 2) and PFOA (detected in sample TRY_MW-901S 2) were at concentrations above laboratory RLs within the sample interval associated with landfill materials. No PFAS were detected in soil samples from the deepest sample interval selected for analysis at each location.

6.2.3 Groundwater Monitoring Well Installation

Groundwater monitoring wells were constructed within the seven borings drilled in the Study Area during 2022 using 2-inch internal diameter polyvinyl chloride (PVC) screen and riser sections and were constructed in accordance with the requirements of State of New Hampshire Code of Administrative Rules Env-Or 610.04

(Groundwater Monitoring Wells). The well designs for monitoring wells comprising well couplets were selected to evaluate bedrock groundwater within water bearing fractures/fracture zones and overburden groundwater at various areas of interest dependent on the boring location and subsurface conditions. The well couplets provide water level and quality monitoring locations needed to assess contaminant concentrations and transport within overburden and shallow fractured bedrock groundwater and, importantly, transport between the overburden and shallow fractured bedrock groundwater systems.

In general, bedrock monitoring wells were constructed using 10-foot long well screen sections and overburden monitoring wells were constructed using 5-foot long well screens based on groundwater level and stratigraphy. Well screens have 0.01-inch slot widths (i.e., 10 slot) and were constructed with a filter pack of manufactured sand.

In general, overburden monitoring wells were constructed with the bottom of the screened interval at the upper surface of the glacial till deposit at the respective location, with the exception of MW-901S that was constructed with the bottom of the screen section set at the top of the weathered bedrock due to limited observed till. Refer to **Table 2** for additional construction details.

The monitoring wells were developed by GZA using pump and surge techniques with a Waterra handpump and surge block. Groundwater was evacuated from each well until visibly free of sediment to the extent practicable. Locations with low recharge rates that caused the well to be fully evacuated while pumping were allowed to recharge prior to additional pumping activities. This was completed multiple times as necessary for MW-901S and MW-903S.

A reference point level elevation survey was completed by GZA personnel on during November 2022, to establish reference elevations for each of the newly installed monitoring wells. An established Site benchmark located at the top of the culvert near the south gate entrance was used to tie the new locations into the existing monitoring well network. The survey was completed using standard laser-level survey techniques. Reference point elevations were used to calculate the elevation of groundwater within each of the wells, estimate the groundwater surface elevation between the wells, and infer the direction of groundwater flow within overburden and bedrock beneath the Site. Well locations were collected using a global positioning system (GPS). The monitoring well locations are depicted on **Figure 1**.

6.2.4 <u>2022 Work Plan Deviations</u>

Deviations from the September 16, 2022 Work Plan included the following:

- During the advancement of boring MW-601B, the driller recommended using a 4-inch HSA to advance a "pilot hole" based on assumed bedrock depth data from nearby monitoring wells and the anticipated associated frictional resistance to penetration by the 6-inch HSA. The "pilot hole" allowed the 6-inch HSA to achieve the target depth with less resistance and facilitate the permanent casing installation. Soil was displaced during the advancement of the 6-inch HSA into the stem of the larger diameter augers blocking any sampling equipment. Because this method was used, samples could not be collected from 52 to 59 feet. Based on auger resistance and observations of cuttings, weathered bedrock was identified at approximately 59 feet bgs.

- Due to the limited amount of groundwater observed while drilling boring MW-901S, a 5-foot length screen was constructed in overburden with the bottom of the screen section placed at the estimated surface of the weathered bedrock. Similarly, due to the limited amount of groundwater observed while drilling at boring MW-903S above glacial till, a 5-foot length screen was constructed.

- After attempting to install borings at MW-902, it was determined that the area in question was used for waste textile disposal. With approval from EPA and NHDES, the MW-902 couplet was drilled using rotary sonic methods to advance the boring to its target depth through the waste materials.

- During the advancement of boring MW-902B on Saturday, September 22, 2022, the PID used to screen soil samples failed. A replacement meter could not be sourced due to work being completed during the weekend. Soil samples were retained in airtight sealed containers, securely stored in a temperature-controlled environment, and screened on Monday, September 24, 2022. Based on the methods used and the limited volatility of PFAS, the delayed headspace screening did not likely impact the data quality objectives (DQOs) for the field program.

6.3 COMPREHENSIVE GROUNDWATER LEVEL MEASUREMENT ROUND

GZA performed a water level measurement round of known existing and functional groundwater monitoring wells associated with the Site to monitor groundwater elevations within the wells and estimate the direction of groundwater flow relative to potential COC transport. The measurement round included a total of 39 monitoring wells and was performed on October 31, 2022. Refer to **Table 2** for specific well construction information, **Table 3** for tabulated groundwater elevation data, **Table 4** for calculated vertical hydraulic gradients between well couplets, and **Appendix I** for the completed *Water Level Worksheet*.

Groundwater levels were measured as depth-to-water in accordance with Standard Operating Procedure (SOP) *#B-2 Water Level/LNAPL Thickness Measurements* using a Solinst Model 101 electronic water level indicator probe. Groundwater surface elevations were calculated by subtracting the depth-to-groundwater from the surveyed elevation of the well-specific reference measuring point (i.e., top of PVC riser or steel casing). The measured depth to groundwater ranged between 3.64 feet (elevation 1,029.3 feet NGVD29[10]) at well MW-104S to 38.68 feet (elevation 1042.3 feet NGVD29) at MW-301X.

The 5-year depth-to-bottom measurements for wells associated with the Site were collected during the spring 2020 sampling round. These measurements indicated that a difference greater than 0.5 feet of the reported depth to well bottom was encountered in monitoring well MW-702SX. The previous well depth measurement for well MW-702SX of 14.5 feet below the measuring point was collected during spring 2020. Therefore, during the fall 2022 sampling round, the bottom of MW-702SX was remeasured, yielding a measurement of 14.8 feet below the measuring point, which is 0.6 feet shallower than the reported depth of 15.4 feet below the measuring point.

Refer to **Table 2** for reported well depths and well depths measured during the fall 2022 sampling event.

6.3.1 Surface Water Stage Measurements

Beginning with the 2009 fall monitoring round, surface water stage measurements have occasionally been collected from Rockwood Brook using a permanently mounted stream gage at surface water quality monitoring station SW-4. In accordance with the SAP, surface water stage measurements are collected at three different times during Site monitoring activities: concurrent with the comprehensive water level round, sampling at well cluster MW-104, and the collection of the surface water sample at SW-4. This information is intended to be used to monitor the stream conditions year to year, assist with the development of a groundwater elevation contour

[10] National Geodetic Vertical Datum of 1929

plan, and to evaluate the relative change in stream flow between the beginning of the monitoring event and at the time the surface water samples were collected.

During the fall 2022 sampling event, a water stage measurement was not collected during the comprehensive water level gauging round on October 31, 2022, due to health and safety concerns related to waning daylight. The measured height of the water column ranged from 1.35 feet on November 3, 2022, during the sampling at well cluster MW-104, to 1.46 feet during the sampling of surface water sample location SW-4 on November 11, 2022. The column of water measured during 2022 was consistent with historical measurements and approximately 0.3 feet shorter than the 2020 measurement.

Each stage measurement was recorded on the *Surface Water Worksheet* and the stage measurement collected during the comprehensive groundwater level measurement round was also recorded on the *Water Level Measurement Form*. Both forms are included in **Appendix I**. The stage measurement collected during the measurement of MW-104 on November 3, 2022 is included in **Table 3** and on **Figure 2A.**

6.4 GROUNDWATER SAMPLING AND METHODOLOGY

During fall 2022, groundwater sampling using low-flow sampling methodology was performed at 35 of the 39 monitoring wells planned to be included in the sampling round to further evaluate contaminant concentrations and trends and evaluate the effectiveness of the MNA remedy. Groundwater sampling was conducted using a combination of dedicated and non-dedicated bladder pumps, a peristaltic pump, and a bailer. Dedicated bladder pumps were used within 18 wells although three locations were dry and not sampled (MW-101S, MW-803, and MW-804). QED SamplePro non-dedicated bladder pumps were used within 16 more recently installed wells and wells with screens greater than 10 feet that were added to the sampling program within the last decade. A peristaltic pump and dedicated tubing were used in four wells. A dedicated polyethylene bailer was used within one monitoring well, MW-901S, due to the low water level and therefore was not sampled using low-flow sampling methodology.

Refer to **Figure 1** for an illustration of the groundwater monitoring well locations; **Table 1** for a listing of locations sampled, the sampling equipment used, and the analyses performed; **Table 2** for well construction information; and **Table 5A**, **Table 5B**, **Table 6A**, and **Table 6B** for a summary of analytical and field parameter results for groundwater. Refer to **Appendix J** for the laboratory analytical reports. Refer to **Section 7.0** below for a summary of Quality Assurance and Quality Control (QA/QC) relating to groundwater sampling and the associated field calibration sheets and **Section 8.0** below for a discussion of the data results.

The following provides a summary of the groundwater sampling activities performed at the Site between October 31 and November 17, 2022.

6.4.1 Sampling Using Bladder Pumps

Equipment used in the collection of groundwater samples using a bladder pump included: either a dedicated (QED T1250/T1300 Bladder Pump) or a non-dedicated (QED Sample Pro Bladder Pump [100-milliliter Teflon® bladder]) pump; compressed nitrogen and a QED MP-10 controller; dedicated Teflon® tubing; an In-Situ AquaTroll multi-parameter sonde (AquaTroll) and flow-through cell (outfitted for specific conductance, oxidation-reduction potential [ORP], dissolved oxygen [DO], pH, and temperature measurement); and a Hach Model 2100Q turbidity meter (Hach). For a detailed description of the procedure followed for low-flow groundwater sampling using a bladder pump, refer to SOP *#B-6 Groundwater Well Sampling – Low-Flow Using a Bladder Pump* included in the

SAP. Refer to **Table 1** for a list of specific wells sampled using dedicated and non-dedicated bladder pumps and the analyses performed. Refer to **Appendix I** for copies of the AquaTroll *Low-Flow Test Reports*.

A flow rate of 50 milliliters per minute or greater and stabilized drawdown conditions were achieved in 19 of the 34 wells using bladder pumps. The following conditions were encountered in the remaining wells:

- Nine monitoring wells were identified as having partially saturated screens during the monitoring round. In accordance with SOP #B-6, the modified sampling procedure was followed to collect the groundwater samples from the following wells: M-7, MW-105S, MW-201SX, MW-205, MW-501X, MW-601S, MW-802, MW-805, and MW-902S.
- Stabilized groundwater drawdown could not be achieved during purging of MW-102, although field parameters did stabilize. Purging activities were terminated after two hours, and a grab sample was collected in accordance with SOP *#B-6 Groundwater Well Sampling – Low-Flow Using a Bladder Pump*.
- During previous sampling events, stabilized drawdown could not be achieved during purging of wells MW-101D and MW-105D. The modified sampling method has been designated for sampling of these wells in accordance with SOP #B-6.

6.4.2 Sampling Using Peristaltic Pumps

Equipment used in the collection of groundwater using a peristaltic pump included: a pump equipped with a pump head designed to accommodate thin wall silastic tubing; dedicated down-well Teflon® tubing; an AquaTroll and flow-through cell for measurement of specific conductance, ORP, DO, pH, and temperature; and a Hach turbidity meter. For a detailed description of the procedure followed for low-flow groundwater sampling using a peristaltic pump, refer to the SOP *#B-5 Groundwater Well Sampling – Low-Flow Using a Peristaltic Pump* included in the SAP. Refer to **Table 1** for a list of specific wells sampled using a peristaltic pump and the analyses performed. Refer to **Appendix I** for copies of the AquaTroll *Low-Flow Test Reports.*

During previous sampling events, stabilized drawdown could not be achieved during purging of well M-7D; therefore, in accordance with SOP #B-5, the modified sampling method has been designated for sampling M-7D. MW-C6S was identified as having partially saturated screen during the monitoring round. In accordance with SOP #B-5, the modified sampling procedure was followed to collect the groundwater samples.

Due to historically low water levels observed during the fall 2022 sampling round, MW-508X, usually sampled with a Sample Pro bladder pump, was sampled with a peristaltic pump with dedicated tubing. In accordance with SOP #B-5, the modified sampling procedure was followed to collect the groundwater sample from MW-508X.

6.4.3 Sampling Using a Bailer

The low-flow sampling methodology was not performed at MW-901S due to an insufficient volume of groundwater within the well screen. With agreement from NHDES, GZA deviated from the SAP and utilized a dedicated polyethylene bailer to collect a grab groundwater sample from MW-901S.

Equipment used in the collection of groundwater samples using a bailer also included: an AquaTroll (outfitted for specific conductance, ORP, DO, pH, and temperature measurements). Only approximately 380 mL of groundwater was collected from MW-901S before the well went dry. Because this volume was insufficient to fill both laboratory provided PFAS bottles, one PFAS sample bottle was filled and submitted to Alpha and the remaining groundwater was used to collect field parameter readings. In order to collect field parameter readings with the

AquaTroll, a small aliquot of groundwater (approximately 130 mL) was collected into a dedicated, disposable, laboratory-cleaned container and the AquaTroll sonde was fully submerged into the aliquot for approximately 2 to 5 minutes.

6.5 LEACHATE SAMPLING

The fall 2022 monitoring round included the collection of one leachate sample (SW-LEACHATE). SW-LEACHATE was collected from the discharge of the culvert under the Lower Access Road.

SW-LEACH-B is located immediately south and upgradient of the beaver dam on the eastern side of Rockwood Brook. The sampling location at SW-LEACH-B was dry during the fall 2022 sampling round and no sample was collected at this location. Refer to **Figure 1** for the leachate sampling locations and the beaver dam. The rationale for leachate sample collection is to monitor changes in leachate composition over time.

Consistent with GZA's historical observations at SW-LEACHATE, the sample collection location was visibly impacted by orange-colored iron floc that has accumulated on the sediment and organic material at the leachate location at, and downgradient of, the culvert outfall. The area of the culvert outfall was observed to have approximately 2 inches of clear, running water above floc and orange-stained leaf litter. Vegetation was observed around the water at the culvert and leachate sampling location and within the water downgradient of the leachate sampling location.

SW-LEACH-B was observed to be dry and had no obvious flow or orange-colored floc. Vegetation was observed around the sampling location.

Leachate was collected using a dedicated, disposable, laboratory-cleaned glass jar and decanted into the sample containers in accordance with *SOP #B-8 Leachate Sampling Procedure*. Refer to **Table 1** for the analyses performed, **Table 7** for a summary of analytical results for leachate, and **Appendix J** for the laboratory analytical reports. Historical PFAS analytical results are summarized in **Table 6C** for leachate samples.

6.6 SURFACE WATER SAMPLING

The fall 2022 monitoring round included the collection of surface water samples at four locations along Rockwood Brook (SW-1, SW-3, SW-4, and SW-100). Refer to **Figure 1** for an illustration of surface water sampling locations. The rationale for sampling surface water is to monitor impacts from groundwater migrating downgradient from the former drum disposal area.

Surface water was collected from downstream to upstream using dedicated, disposable, laboratory-cleaned glass jars from which water is decanted into the sample containers. In-situ field parameters (temperature, specific conductivity, pH, ORP, DO, and turbidity) were collected using a Hach and an AquaTroll equipped with a probe guard. For a detailed description of the procedures followed for surface water sampling, refer to SOP *#B*-9 *Surface Water and Stream Sediments Sampling Procedure* included in the SAP. Refer to **Appendix I** for the *Surface Water/ Sediment Worksheet* and **Appendix F** for photographic documentation of the sampling locations. Refer to **Table 1** for the analyses performed, **Table 8** for a summary of analytical results for surface water, and **Appendix J** for the laboratory analytical reports. Historical PFAS analytical results are summarized in **Table 6C** for surface water samples.

6.7 2022 PFAS SCREENING PROGRAM

A sampling investigation was initiated at the Troy Mills, Inc. Landfill in 2018 by NHDES because PFAS have been widely used since the 1940s in industrial applications, including waterproofing of textiles. The fall 2022 screening program expanded on the 2018, 2019, and 2020 screening programs and included collecting water quality samples from 36 of the 39 monitoring wells located at the Site. Three locations could not be sampled because they were dry. PFAS sampling was performed according to the procedures and methods detailed in SOP #B-13 *Sampling for Per- & Poly-Fluorinated Alkyl Substances* included in the SAP.

Refer to **Table 6A** for a summary of analytical results for PFAS in groundwater. Refer to **Appendix J** for the laboratory analytical reports. Refer to **Section 7.0** below for a summary of QA/QC measures relating to PFAS groundwater sampling and **Section 8.0** below for a discussion of the data results.

6.8 DECONTAMINATION PROCEDURES AND WASTE DISPOSAL

Drilling Activities

During the fall 2022 drilling activities, soil and bedrock cuttings were returned to the subsurface using a backhoe at a location off the main roadway (Upper Access Road) near the central-western portion of the Study Area (refer to **Figure 1**). Restoration of this area included regrading original surface soils to cover the drill soil and bedrock cuttings from the seven borings across the Study Area. The excavation depth was approximately 2 feet bgs and no solid waste was observed.

Groundwater Sampling Activities

The decontamination of non-dedicated equipment used at the Site was achieved with a non-phosphate detergent wash and distilled water rinse for the majority of monitoring wells at the Site. Due to the presence of DEHP as a COC on the Site, a more stringent decontamination procedure using solvent rinses and wipes of pesticide-grade hexane and isopropanol was employed at certain wells with historical DEHP detections (MW-A28, MW-101S, MW-101D, MW-201SX, MW-204, MW-205, MW-803, and MW-804). The wells associated with the more stringent decontamination procedure were purged and sampled at the end of the monitoring program and were sampled in order from least to most contaminated, as feasible.

Waste hexane and isopropanol were collected in a five-gallon metal container with a locking lid. At the end of the monitoring program, Strategic Environmental Services, Inc. collected the container of waste and transported it to Clean Harbors Braintree, Inc., in Braintree, Massachusetts for disposal. Refer to **Appendix K** for the completed manifest.

7.0 PROJECT QUALITY ASSURANCE / QUALITY CONTROL SUMMARY OF FIELD WORK

Quality assurance / quality control measures implemented during the fall 2022 soil sampling and groundwater monitoring activities are defined in the Work Plan[11] and SAP.[12] Quality Control steps designed to establish the reliability of the monitoring data collected include: (1) field equipment maintenance and calibration; (2) field QC

[11] The Work Plan for the fall 2022 soil sampling and well installation activities, dated September 16, 2022, is available electronically on NHDES' OneStop database (Site Documents (state.nh.us)).

[12] The NHDES- and EPA-approved SAP for the fall 2022 monitoring activities dated October 19, 2022 is available electronically on NHDES' OneStop database (SAP Oct 2022 (state.nh.us)).

sample collection (i.e., duplicates, trip blanks, field blanks, and equipment banks); and (3) data verification and validation. These QC steps have been implemented to confirm that the performance acceptance criteria are achieved relative to the project-specific DQOs outlined in the Work Plan and SAP.

Except as specifically noted herein, GZA followed the procedures outlined in the SAP. Deviations associated with the Work Plan are discussed above in **Section 6.2.3**. Overall, the data collected during the fall 2022 soil sampling and groundwater monitoring activities was found by GZA to be acceptable for its intended use. Of the samples collected, no results were rejected. From a completeness perspective, the goal of 90 percent completeness was achieved for the fall 2022 activities.

GZA notes the following sampling deviations from the SAP:

- Due to insufficient volume of water or overall depth of well preventing the use of either a bladder or peristaltic pump, a grab sample was collected from MW-901S using a dedicated disposable polyethylene 2-inch bailer. The SOP #B-7 included within the SAP identified a steel or Teflon bailer to be used. After receiving approval from NHDES, GZA moved forward with collecting a grab groundwater sample from MW-901S using a polyethylene bailer.
- Additionally, due to the low volume of groundwater in MW-901S, groundwater samples were only collected and submitted for analysis of PFAS. No other parameters were able to be analyzed.
- Monitoring well MW-508X has historically been sampled using a SamplePro, however, due to limited water within well (approximately 2.3 feet of water above the well bottom) a peristaltic pump was used to collect a groundwater sample. Additionally, the sample tubing intake was lowered to the midpoint of the saturated well screen length based on the new historic low groundwater measurement in accordance with the SAP.
- Monitoring wells MW-101S, MW-803, and MW-804 were considered dry due to groundwater not being detected above the top of the permanently-installed bladder pumps and could not be sampled. These monitoring wells are flagged due to the detection of DEHP at these locations. New, longer sampling and air tubing would be needed at each location to lower these bladder pumps and sample at these locations. Based on previous investigations conducted at the Site and the chemical nature of DEHP (discussed in **Section 2.6.2** and **Appendix C**), sampling equipment passing through a DEHP surface film could contaminate groundwater samples (i.e., analytical results for a groundwater sample may inaccurately reflect high-biased aqueous DEHP results). The materials needed to properly reinstall the sampling equipment into the monitoring wells once removed from these locations were not prepared nor planned for in the scope of services. After discussions with NHDES about the unusually low groundwater elevations during the sampling event and the unlikelihood that groundwater would be maintained at this elevation during future sampling rounds, it was decided not to lower the permanently installed bladder pumps at these locations, therefore, no groundwater samples were collected.
- The sampling location at SW-LEACH-B was dry during the fall 2022 sampling round and no sample was collected at this location.
- Hypothesizing that the limited purge and non-stabilized conditions may be impacting the representative quality of groundwater samples, wells MW-A28, MW-202P, and MW-804 were selected for the fall 2022 sampling event to be purged and sampled using full low-flow methodology whether or not the well screens were fully saturated. However, MW-804 was dry during the fall 2022 sampling event and with agreement from NHDES, the following additional wells were selected based on historical information

indicating the well screens were generally not fully saturated and the water level stabilized within 10 minutes of sampling: MW-204, MW-702SX, and M-1.

- During the fall 2022 sampling event, a water stage measurement was not collected at SW-4 on October 31, 2022, during the comprehensive water level gauging round. Safety concerns arose as the daylight was waning at the end of the day. The measurement collected on November 3, 2022, during sampling at well cluster MW-104 was used as reference for elevation contours.
- Due to MW-804 measuring dry, the water level equipment blank (EQUIP BLANK) for SVOCs and PFAS was collected from MW-205. The duplicate sample (VOCs, SVOCs, Mn, and PFAS) originally selected for MW-804 was collected at MW-204.
- Although the SAP indicates that samples are not to be collected if the depth to groundwater is within 2 feet of the bladder pump intake, due to unusually low groundwater elevations and with agreement from NHDES, modified sampling was performed at MW-205 and a groundwater sample was collected.
- The dedicated bladder pump in well MW-201SX was removed from the well for maintenance and reinstalled one day prior to purging and sampling. The SAP states that wells with historical DEHP detections in groundwater samples should have the pumps installed at least two weeks prior to the sampling event to limit DEHP contamination of samples. The pump maintenance was unplanned (refer to **Section 6.1**) and DEHP was not detected above the laboratory reporting limit of 3 micrograms per liter (µg/L) in the groundwater samples collected from the well; therefore, it is GZA's opinion that this deviation did not adversely impact data quality and no data needed to be qualified as a result.

Laboratories achieved the reporting limits for all media and test methods included in the SAP with the following exceptions:

Laboratory	Media	Parameter	Samples Affected	Comments
Alpha	Soil	NMeFOSA NEtFOSA NMeFOSE, NEtFOSE	FIELD BLANK-DYRNESS	These compounds could not be reported due to laboratory error. The MeOH fraction of the extraction was not spiked with internal standard compounds and re-extraction could not be performed due to lack of additional sample volume.
		FOSA NMeFOSA NEtFOSA NMeFOSE NEtFOSE	EQUIP BLANK DRILL WATER (Drilex) DRILL WATER (Rockwood Pond)	The sample was re-extracted with the method-required holding time exceeded due to QC failures in the original extraction.
		PFHxDA PFODA PFDoDS	MW-601B 2 MW-601B 3	The sample was re-extracted with the method-required holding time exceeded due to QC failures (perfluoro[13c2] hexadecenoic acid (m2pfhxda)) in the original extraction.
Alpha	Groundwater	Vinyl Chloride cis-1,2-Dichloroethene 2-Butanone Tetrahydrofuran (THF) Benzene Tetrachloroethene Trichloroethene Toluene n-Propyl benzene 1,3,5-Trimethylbenzene 1,2,4-Trimethylbenzene p-Isopropyl toluene n-Butyl benzene Naphthalene	TRY_MW-205 TRY_MW-805	The sample has elevated detection limits due to the dilution required by the elevated concentrations of target compounds in the sample.

GZA notes the following QA/QC issues (observed during the fall 2022 sampling activities) that are not specifically addressed in the subsequent sections:

- Several extracted internal standard recovery failures were associated with internal laboratory QC samples associated with soil samples collected during September 19, 2022; however, these internal QC failures did not affect the soil results reported in the laboratory data package. For more information refer to the laboratory report case narrative.
- Six PFAS were detected at concentrations above the laboratory RLs in the DRILL WATER sample collected from the Drilex potable water brought onto the Site from their shop. This water was used during the advancement at MW-601B through the overburden soils on September 19, 2022. Of the compounds detected in the DRILL WATER sample, only PFOA was detected in soil samples MW-601B 1 and MW-601B

2 and PFOS in MW-601B 1. PFAS were detected below their respective EPA RSLs. GZA qualified these soil sample results on **Table 6B**. The soil samples collected at MW-901S and MW-902B were associated with drill wash water collected from Rockwood Pond and had no detections of PFAS above laboratory RLs.

- Consistent with previous monitoring events, GZA observed water in sample tubes at several well locations periodically retract down the tubing (variable lengths, but between 0.1 feet and 1 foot down the tubing) while the bladder was in its filling cycle. This atypical movement suggests that the ball valve in the bladder pump may intermittently improperly seat due to small sediment particles entrained in groundwater. In GZA's opinion, as long as the observation remains intermittent and the water does not retract into the AquaTroll while purging or the well head while sampling, pump maintenance is not necessary. At this time, the frequency at some wells has been repeated enough that redevelopment of affected wells, as well as pump maintenance, should be performed.
- Due to high turbidity (greater than 25 NTU) measured prior to sampling, manganese samples collected from monitoring wells MW-102, MW-501X, and MW-903B were field filtered and analyzed for dissolved manganese as outlined in the SAP.
- Where suspended solids were visible in groundwater samples collected from MW-102, MW-104S, MW-201SX, MW-204, MW-204 DUP, MW-205, MW-501X, MW-802, MW-805, MW-901S, MW-902S, and MW-A28, these samples were noted to be centrifuged and decanted prior to sample extraction for laboratory analysis.
- The laboratory qualified the following data with an "F" flag: the PFOS concentrations detected in groundwater samples collected from M-7, MW-102, MW-301X, MW-501X, and MW-601S; the PFDA concentration detected in groundwater samples collected from MW-C6S, MW-C6D, MW-702D, and MW-301X; the PFNA concentrations detected in groundwater samples collected from MW-101D and MW-204; and the NMeFOSAA concentration detected in the groundwater sample collected from MW-901B.

  Per the Department of Defense (DOD) Quality Systems Manual (QSM) for environmental laboratories, Table B-15 (Per- and Polyfluoroalkyl Substances [PFAS] Using Liquid Chromatography Tandem Mass Spectrometry [LC/MS/MS] With Isotope Dilution or Internal Standard Quantification in Matrices Other Than Drinking Water), page 216, indicates "*PFAS identified with ion ratios that fail acceptance criteria must be flagged. Any quantitation ion peak that does not meet the maximization criteria shall be included in the summed integration and the resulting data flagged as 'estimated, biased high.'*" Accordingly, the laboratory qualified PFAS concentrations that did not meet this criterion with an "F" flag. GZA qualified the data with an "F" flag in **Table 6A**.
- The individual laboratory reports provided by Alpha list both the individual compounds and total summation of compounds for 1,2-dicholoethene (cis-1,2-dichlorethene and trans-1,2-dichloroethene) and xylenes (o-xylene and m/p-xylenes). For our reporting purposes, only the individual compounds were used in our analysis. As explained by Alpha, the totals for 1,2-dicholoethene and xylenes are calculated using "defined rules for significant figures and rounding. For example, […] cis-1,2-dichloroethene at 108.08 ppb […] and trans-1,2-dichloroethene at 2.46 ppb [...will round to] 110 and 2.5 respectively. When added together the total 1,2- dichloroethene value is 112.5 ppb, which the [Laboratory Information Management System (LIMS)] then rounds to 110 [for two significant figures]."

Outliers and/or inconsistencies that may indicate problems with the sampling equipment or procedures are discussed in the following sections.

7.1 FIELD EQUIPMENT MAINTENANCE AND CALIBRATION

Field equipment requiring maintenance and calibration used during the fall 2022 activities included the PID, AquaTroll, and Hach.

Certifications were obtained from the vendor documenting that the appropriate routine maintenance had been performed on the equipment (refer to **Appendix L** for a copy of the certification). Equipment was calibrated by GZA in the office prior to the commencement of field activities to determine the condition of the equipment and standards for meeting the project requirements (refer to **Appendix L** for a copy of the *Instrument Calibration/Maintenance Log* for each instrument). Instruments that failed a calibration check were replaced prior to the sampling event.

The AquaTroll and Hach calibrations were checked at the beginning of the first day of sampling at the Site and the first day of the subsequent weeks of sampling to determine that the instrument remained calibrated. The PID calibration was checked at the beginning of each day of use at the Site. The calibration for the AquaTroll, Hach, and PID were checked subsequently at the end of each day of use to document daily instrument calibration.

The following calibration conditions, as documented in Appendices I and L, are noted:

- The end-of-day calibration check failed for pH associated with the AquaTroll unit (serial number 922696) used at locations MW-501X and MW-501D on November 8, 2022. The pH data for MW-501X and MW-501D were qualified on the *Low Flow Test Reports* and in **Table 5B**.
- The end-of-day calibration check failed for specific conductivity for the Aqua Troll unit (serial number 922696) used at locations MW-901S, MW-903B, and MW-205 on November 15, 2022. The specific conductivity data for MW-901S, MW-903B, and MW-205 were qualified on the *Low Flow Test Reports* and in **Table 5B**.

With the exception of the failed end-of-day calibration checks listed above, calibration and associated checks of the PID, Hach, and AquaTroll meters were successful and met acceptance criteria; therefore, no other data required qualification by GZA during the monitoring activities.

7.2 FIELD QUALITY CONTROL SAMPLE COLLECTION

Field QC samples including field duplicates, trip blanks, field blanks, and equipment blanks were collected during the water quality monitoring activities in accordance with the Work Plan and SAP. The following provides a brief summary of the field quality control results. Refer to **Appendix J** for the laboratory analytical data packages.

7.2.1 Duplicate Sample Results

Refer to **Table 9** and the individual laboratory data reports for specific details regarding the calculated relative percent difference (RPD) for duplicate samples. Based on the laboratory data, two parameters exceeded the acceptance criteria for the calculated RPD (30 percent for aqueous samples). Results for the SVOCs DEHP and naphthalene in groundwater at well MW-A28 have been qualified by GZA in **Table 5A** for not meeting the acceptance criteria. Detections of DEHP and naphthalene were below laboratory reporting limits for the other duplicate samples (MW-204 DUP, SW-3 DUP, and SW-LEACHATE DUP) collected during the fall 2022 sampling round.

The calculated RPD for duplicates of other parameters detected at MW-A28 were each within the acceptance criteria. RPD discrepancies for DEHP duplicates have been regularly observed at the Site and may be related to

the difficult nature of the contaminant[13]; however, the groundwater sample for MW-A28 was historically collected using the modified low-flow sampling procedure due to unsaturated well screen conditions.

Assuming the limited purge and non-stabilized conditions may be impacting the reproducibility of the samples, GZA recommended in our Spring 2020 Monitoring Round Data Report attempting to purge and sample the well during the fall 2022 sampling event using full low-flow methodology whether or not the well screen was fully saturated. Even though this location was sampled using the full low-flow methodology, DEHP again was qualified for not meeting the acceptance criteria; however, as compared to the spring 2020 data, the acceptance criteria exceedance at MW-A28 was reduced by almost half (61.4% during spring 2020 versus 32.3% during fall 2022). Based on this reduction, GZA recommends continuing to sample this and other locations with detections of DEHP using the full low-flow methodology during the next sampling event.

7.2.2 Trip Blanks

Trip blanks for VOCs did not contain detectable VOCs in excess of the respective laboratory reporting limits. No corrective action was required.

7.2.3 Equipment Blanks

An equipment blank associated with the SamplePro bladder pump was collected after use of the pump at MW-805 and cleaned using the standard decontamination methodology. The equipment blank was analyzed for VOCs, 1,4-dioxane, manganese, and PFAS. The equipment blank did not contain analytes above the laboratory reporting limits. No corrective action was required.

An equipment blank associated with the water level meter (after use at MW-205) was analyzed for SVOCs and PFAS. The water level meter equipment blank was collected after use of the more stringent decontamination methodology including hexane, isopropanol, non-phosphate soap, and distilled water. The equipment blank associated with the water level meter did not contain analytes above the laboratory reporting limits and no corrective action was required. Refer to **Table 10** for the history of equipment blank samples at the Site since 2009.

7.2.4 Field Blanks

A field blank is a sample that is collected in the field by each field sampler to evaluate the potential for cross contamination of a sample from ambient conditions. Field blanks were collected by the GZA field samplers, Mr. Matthew Bergen, Ms. Megan Murphy, Mr. Erik Dyrness, and Ms. Elizabeth Fulton, prior to collection of the first PFAS sample by each of them. The field blanks did not contain detectable PFAS in excess of the laboratory reporting limits. No corrective action was required on the part of GZA.

7.3 DATA VERIFICATION AND VALIDATION

As part of the data verification process, GZA performed an in-house review of the data to check that the data have been recorded, transmitted, and processed correctly, which includes the evaluation of completeness, correctness, and conformance / compliance of a specific data set. GZA found that the data generated during the fall 2022

[13] For an explanation of the difficult nature of DEHP relative to sampling, please refer to the Conceptual Site Model included in **Appendix C**.

monitoring round is complete. Outliers and/or inconsistencies that may indicate a problem with the sampling equipment or procedures were not identified, other than what has been discussed above.

Third-party validation was not required.

8.0 SUMMARY OF FALL 2022 MONITORING DATA RESULTS

The following sections provide a summary of the findings from the fall 2022 monitoring round. As described in the SAP, the regulatory standards used to evaluate the data included the following:

Groundwater

- Results of the analyses of groundwater samples were compared to the ROD interim cleanup levels (ICLs) for COCs that were established in the ROD for the Site, the ROD ICLs as amended in the 2014 ESD (specifically for benzo(b)fluoranthene, butanone, isopropyltoluene, dibenzo(a,h)anthracene, 1,2,4-trimethylbenzene [1,2,4-TMB], 1,3,5-trimethylbenzene [1,3,5-TMB], butylbenzene, and n-propylbenzene), and the New Hampshire AGQS as defined in State of New Hampshire Code of Administrative Rules Env-Or 600 (Contaminated Sites Management), Env-Or 603.3;
- Groundwater quality data for PFAS were compared to the 2022 Site-specific EPA RSLs for PFOA, PFOS, PFNA, PFHxS, PFBS, and HFPO-DA as specified in **Section 4.1** above and EPA Lifetime Drinking Water Health Advisories for PFBS and HFPO-DA; and
- Groundwater quality data results were also compared to the New Hampshire AGQS established for the four PFAS: PFOA, PFOS, PFNA, and PFHxS.

Surface Water and Leachate

- Results of the analyses of leachate and surface water samples were compared to the Water Quality Criteria for Toxic Substances (WQCTS) as defined in State of New Hampshire Code of Administrative Rules Env-Wq 1700 (Surface Water Quality Regulations), Env-Wq 1703.21. Leachate results were further compared to AGQS and the ICLs for the COCs established in the ROD.

8.1 HYDRAULIC HEAD DATA EVALUATION

8.1.1 Overburden Groundwater Flow

Consistent with historically collected data, the predominant inferred groundwater flow direction in the on-Site overburden, as indicated by the October 31, 2022 water level data, is toward Rockwood Brook to the west and northwest. Refer to **Table 3** for calculated groundwater elevation data and **Figure 2A** for overburden groundwater elevation contours estimated from the October 2022 water level measurements. The data collected in October 2022 are consistent with our understanding of Site hydrogeology including vicinity ground surface topography, and the locations of wetland and surface water features.

8.1.2 Bedrock Groundwater Flow

With the addition of the four bedrock monitoring wells installed during fall 2022, bedrock groundwater contours were estimated using the hydraulic head data calculated from the October 2022 water level measurements (refer to **Figure 2B**). Historically, groundwater hydraulic head contours estimated from water level measurements from

monitoring wells screeded in fractured bedrock along a northwest transect across the Site (MW-701, MW-602B, M-7D, and MW-105D) suggested that the hydraulic head gradient and bulk groundwater flow direction in bedrock is west/northwest toward Rockwood Brook, consistent with the inferred overall direction of groundwater flow in overburden. The addition of water level measurements collected from MW-601B, MW-901S, MW-902B, and MW-903B, supports the historically inferred direction of groundwater flow in fractured bedrock and provides additional information regarding local variations in the hydraulic head gradient.

Groundwater flow in bedrock is controlled primarily by the secondary porosity and structural features of fractures and joints. The direction of groundwater flow would follow the orientation of the structural features under the influence of the general hydraulic gradient of the area. The estimated overall hydraulic head gradient is to the west to northwest, and as such, the bulk groundwater flow direction is interpreted to be west to northwest toward Rockwood Brook but would follow fractures and joints of varying orientations consistent with the overall hydraulic head gradient.

8.1.3 Vertical Hydraulic Head Gradients

Refer to **Table 4** for calculated vertical hydraulic head gradients.

Water level measurements collected from the well couplets located in the Study Area and in the Site vicinity generally indicate the presence of upward vertical components of the hydraulic head gradient, with the exception of well couplets MW-105, MW-601 (shallow couplet), and MW-902, which indicate a downward vertical component to the hydraulic head gradient. The well couplets displaying upward vertical gradients are generally located along the lower access road or in the wetland, which is consistent with discharge of groundwater to the wetland area and Rockwood Brook. However, hydraulic head data from the newly installed well couplets and bedrock well MW-601B also indicated upward vertical gradients in the solid waste landfill (MW-901 couplet) and in the lower drum disposal area (bedrock/deep overburden MW-601 couplet) away from the wetland areas.

Typically, the MW-C6 couplet located near the lower access road also indicates a vertical upward gradient, however, groundwater level measurements did not indicate the presence of a vertical gradient during the November 2022 sampling round. Additionally, due to historic low groundwater levels, MW-101S was dry during the November 2022 round and therefore a vertical gradient could not be determined on the MW-101 couplet.

The magnitude of vertical gradient was from -0.003 (MW-104) to -0.09 (MW-601 and MW-901) upward and 0.01 (MW-105) to 0.10 (MW-902) downward.

The direction of the hydraulic head gradients for well couplets screened between overburden and fractured bedrock were mixed with upward gradients calculated for well couplets M-7, MW-702, MW-901, and MW-903, and downward gradients calculated for well couplets MW-105 and MW-902. Well couplets screened only within overburden had measured water levels indicating upward gradients at MW-104 and MW-501.

At monitoring well triplet location MW-601 the measured water levels indicate a downward gradient within overburden (MW-601S/D) and an upward gradient between fractured bedrock and deep overburden (MW-601D/B).

Collectively, the calculated vertical head gradients, based on the fall 2022 water level data, are generally consistent with groundwater recharge conditions within the landfill areas and discharge along the wetland areas. The data from the monitoring well triplet within the former drum disposal area and predominance of upward gradients downgradient of the disposal area along the wetlands associated with Rockwood Brook, indicate that

downward groundwater flow and the vertical transport of dissolved contamination within fractured bedrock may be limited. The calculated upward head gradient at MW-901 is inconsistent with this model and may reflect fracture connectivity to areas outside of the footprint of the landfill areas and/or temporal variations in hydraulic head. Consistent with the conceptual model of groundwater flow and contaminant transport (i.e., recharge within higher topographic areas with transport from overburden to fractured bedrock), PFAS were detected in the samples collected from MW-901B. This apparent inconsistency between the head gradient and direction of transport of contaminants suggests that variations in hydraulic head and gradient occur at this location and the hydraulic head conditions at the time of the sampling round are likely not representative of the gradient during the majority of the year.

8.2 GROUNDWATER QUALITY

The laboratory analytical reports for groundwater samples are provided in **Appendix J**. Refer to **Table 5A, Table 5B,** and **Table 6** for a summary of the groundwater analytical results, which identify those contaminants detected in groundwater and exceedances of applicable action limits. Refer to **Figure 3** through **Figure 6C** for the distribution of VOCs, SVOCs, metals, and PFAS in Site groundwater from data collected during fall 2022.

The following summarize the groundwater analytical results for the wells sampled as part of this monitoring round. A discussion of PFAS analytical results is discussed separately in **Section 8.2.6** below.

8.2.1 NH AGQS/ROD ICL Exceedances

- Three VOCs detected in groundwater that meet or exceed the ROD ICL and AGQS are the petroleum distillate-related constituent 1,2,4-TMB (760 micrograms per liter [µg/L] at MW-205 and 470 µg/L at MW-805 as compared to a ROD ICL/AGQS of 330 µg/L) and the chlorinated-related constituents cis-1,2-DCE and vinyl chloride (120 µg/L and 7.0 µg/L, respectively, at MW-C6D as compared to a ROD ICL/AGQS of 70 µg/L and 2 µg/L, respectively). Refer to **Figure 3** for an illustration of the spatial distribution of regulatory exceedances in groundwater for VOCs;
- The detected SVOCs that exceed the ROD ICL/AGQS are DEHP (6.2 µg/L at MW-205 and 18 µg/L at MW-A28 as compared to a ROD ICL/AGQS of 6 µg/L) and benzo(a)pyrene (0.22 µg/L as compared to a ROD ICL/AGQS of 0.2 µg/L), benzo(b)fluoranthene (0.16 µg/L as compared to a ROD ICL/AGQS of 0.1 µg/L), and dibenzo(a,h)anthracene (0.34 µg/L as compared to a ROD ICL/AGQS of 0.1 µg/L) detected at MW-903B. Refer to **Figure 4** for an illustration of the spatial distribution of regulatory exceedances in groundwater for SVOCs;
- Naphthalene exceeded the ROD ICL of 20 µg/L in the groundwater sample collected from MW-205 (54 µg/L); however, the detected concentration did not exceed the AGQS of 100 µg/L;
- Detected concentrations of manganese in groundwater samples (ranging from 0.00626 mg/L to 15.26 mg/L) exceeded the ROD ICL and AGQS of 0.3 mg/L at 21 of the 35 monitoring wells sampled for metals (**Figure 5**); and
- Detected concentrations of 1,4-dioxane in groundwater samples (ranging from 0.150 µg/L to 1.47 µg/L) exceeded the AGQS of 0.32 µg/L for four of the 35 monitoring wells sampled for 1,4-dioxane (**Figure 3**), including M-7, MW-C6D, MW-202P, and MW-501D. Consistent with historical results, the detected concentrations of 1,4-dioxane did not exceed the ROD ICL of 3 µg/L.
- The following tables summarize locations with exceedances of AGQS and ROD ICL during the sampling round completed in 2022 (unless otherwise noted):

VOC / AGQS / ROD ICL	Location
cis-1,2-DCE / 70 µg/L / 70 µg/L	MW-C6D
1,2,4-TMB / 330 µg/L / 330 µg/L	MW-205, MW-805
Vinyl chloride / 2 µg/L / 2 µg/L	MW-C6D
1,4-Dioxane / 0.32 µg/L / 3 µg/L	M-7, MW-C6D, MW-202P, MW-501D (each detection was below the ROD ICL of 3 µg/L)

SVOC / AGQS / ROD ICL	Location
DEHP / 6 µg/L / 6 µg/L	MW-A28, MW-205
Benzo(a)pyrene / 0.2 µg/L / 0.2 µg/L	MW-903B
Benzo(b)fluoranthene / 0.1 µg/L / 0.1 µg/L	MW-903B
Dibenzo(a,h)anthracene / 0.1 µg/L / 0.1 µg/L	MW-903B

Metal / AGQS / ROD ICL	Location
Manganese / 0.3 µg/L / 0.3 µg/L	MW-A28, MW-C6S, MW-C6D, MW-102, MW-104S, MW-104D, MW-105S, MW-201SX, MW-204, MW-205, MW-301X, MW-501X, MW-601S, MW-601D, MW-602B, MW-801, MW-802, MW-805, MW-901B, MW-902S, MW-903S

- The following table summarizes locations with exceedances of NHDES GW-2 during the sampling round completed in 2022:

VOC / GW-2	Location
Vinyl chloride / 2 µg/L	MW-C6D

8.2.2 VOCs and 1,4-dioxane in Groundwater

- Consistent with historical data results from the RI dated September 2005 and historical monitoring data results since 2007, the source of residual VOC contamination in groundwater is anticipated to be the former drum disposal area and an area directly north of the former drum disposal area between MW-205, MW-803, and MW-804. The spatial variability of contaminant concentrations observed is suspected to be related to the historical nature of discrete releases from drums throughout this area as evidenced by multiple plumes and varied plume chemistry;
- Due to the historic low groundwater levels during the November 2022 sampling round, monitoring wells MW-101S, MW-803, and MW-804, were observed to be dry. Although dry, for the purposes of this report, GZA assumes that these locations still have elevated VOC concentrations as indicated by prior sampling rounds and do not change the CSM relating to overall VOC trends;
- The area of highest VOC contaminant concentrations (highest number of detected contaminants per well and longest traceable plume) continues to be within overburden groundwater along the northern side of the former drum disposal area with the primary plume axis trending along the east to west flow path and including wells MW-205, MW-804 (historically), MW-805, MW-601D, MW-101S (historically), and MW-C6S. Refer to **Figure 3** which illustrates the distribution of key VOC COCs at the Site, including 1,2,4-TMB and cis-1,2-dichoroethene. The petroleum-related plume appears to originate just to the north of the

former drum disposal area in the vicinity of wells MW-802, MW-205, and MW-805, whereas the chlorinated VOC (cVOC) plume appears to originate in the vicinity of well MW-802. Within the plume area, contaminants are largely petroleum distillate-related and include the alkylbenzenes (sec-butylbenzene, p-isopropyltoluene, n-propylbenzene, n-butylbenzene, t-butylbenzene, 1,2,4-TMB, and 1,3,5-TMB), BTEX compounds (ethylbenzene, and xylenes), isopropylbenzene, 2-butanone, and naphthalene;

- The temporal concentration trends for petroleum-related VOCs since 2008 have generally been relatively stable or decreasing for each of the monitoring wells, with the exception of wells MW-205, MW-804 (historically), and MW-805, which have had relatively variable concentration trends for petroleum-related VOCS;
- Detected concentrations of 1,2,4-TMB in groundwater samples collected from wells MW-804 (historically), MW-805, and MW-205 have been variable over the respective sampling periods (**Graph 1**, **Graph 2**, and **Graph 3,** respectively) with concentrations varying between approximately 170 µg/L and 509 µg/L in samples collected from well MW-804 and MW-805 and between 83 µg/L and 760 µg/L in samples collected from MW-205;
- Two cVOC COCs, cis-1,2-DCE and vinyl chloride, were detected during the fall 2022 monitoring round within multiple groundwater samples collected. The compound cis-1,2-DCE was detected within groundwater samples collected from monitoring wells MW-C6S, MW-C6D, MW-104S, MW-301X, MW-202P, MW-501D, and MW-601D (refer to **Figure 3**). Vinyl chloride was detected in the groundwater sample collected from monitoring well MW-C6D at a concentration of 7.0 µg/L. Vinyl chloride was not detected in the other groundwater samples collected during the fall 2022 sampling round. The detected concentrations of cis-1,2-DCE ranged from 0.52 µg/L at well MW-202P to 120 µg/L at well MW-C6D located immediately to the west of the former location of the interceptor trenches. Concentrations of cis-1,2-DCE in groundwater samples have historically been decreasing or generally stable at each of the well locations where cis-1,2-DCE has been detected in groundwater; and
- Concentrations of 1,4-dioxane exceeding the AGQS[14] of 0.32 µg/L were detected within groundwater samples collected from monitoring wells M-7, MW-C6D, MW-202P, and MW-501D. 1,4-dioxane was detected at a concentration below the AGQS in the groundwater samples collected from monitoring wells MW-101D, MW-301X, and MW-601D. Detected concentrations of 1,4-dioxane did not exceed the ROD ICL of 3 µg/L.
- Consistent with results from historical monitoring events, VOCs, including 1,4-dioxane, were not detected above laboratory reporting limits from samples collected from upgradient monitoring well MW-701.

8.2.3 <u>SVOCs in Groundwater</u>

- DEHP was detected in groundwater samples collected from monitoring wells MW-205 and MW-A28 at concentrations that exceeded the ROD ICL/AGQS of 6 µg/L (refer to **Figure 4**) and in groundwater samples collected from MW-205 and at concentrations below the ROD ICL/AGQS. The highest concentration of DEHP was detected at MW-A28 (18 µg/L), which is located southwest of the former NAPL trenches between the lower access road and the wetland. Historically, DEHP is generally detected above the ROD ICL/AGQS in monitoring well MW-804 (located just north of the drum disposal area). However, during the fall 2022 sampling round, this location was dry. The fall 2022 detections of DEHP appear to coincide with

[14] The AGQS for 1,4-dioxane was reduced from 3 µg/L to 0.32 µg/L on September 1, 2018.

the petroleum-related VOC plume. The DEHP plume is located hydraulically within and side gradient (north) of the former drum disposal area;

- Historically, monitoring well MW-205 is the only monitoring location with a long-term (greater than 10 years of sampling data) and consistent history of DEHP detections. A temporal trend of decreasing concentrations has been observed for groundwater samples collected from this well since October 2005; however, reliable sample collection began during 2008 following the installation of a dedicated bladder pump. Since 2008, concentrations of DEHP detected within MW-205 have been variable to slightly decreasing (refer to concentration trend **Graph 3**). Based on the comparison of DEHP concentrations and the calculated groundwater elevation within MW-205 since 2008, there appears to be an inverse correlation such that as groundwater level rises, concentrations of DEHP generally decrease (refer to **Graph 4**);
- MW-803 and MW-804 were dry at the time of the fall 2022 event and groundwater samples could not be collected. Based on historical data since the installation of dedicated bladder pumps in wells MW-803 and MW-804 during 2016, a potential decreasing temporal trend of DEHP concentrations has been observed in well MW-803 (refer to **Graph 5**) and no clear trend has been observed in the DEHP data from MW-804 (refer to **Graph 1**). Dedicated bladder pumps were installed in wells MW-803 and MW-804 due to the potential of a non-dedicated SamplePro bladder pump introducing DEHP contamination to groundwater samples;
- Monitoring well MW-A28, which is sampled using dedicated peristaltic pump tubing, was installed during 2012. Detected concentrations of DEHP in well MW-A28 indicate an overall increasing temporal trend (**Graph 6**); and
- Three SVOCs were detected for the first time in the groundwater sample collected from the newly installed monitoring well MW-903B: benzo(a)pyrene detected at 0.22 µg/L (exceeding the ROD ICL/AGQS of 0.2 µg/L), benzo(b)fluoranthene detected at 0.16 µg/L (exceeding the ROD ICL/AGQS of 0.1 µg/L), and dibenzo(a,h)anthracene detected at 0.34 µg/L (exceeding the ROD ICL/AGQS of 0.1 µg/L) . Since 2004, these contaminants have not been detected in groundwater samples collected at other monitoring wells currently sampled in the Study Area and in the Site vicinity.
- Consistent with results from historical monitoring events, SVOCs were not detected above laboratory reporting limits from samples collected from upgradient monitoring well MW-701.

8.2.4 Manganese in Groundwater

Refer to **Figure 5** for the distribution of manganese concentrations detected at the Study Area and within Site vicinity wells sampled during the fall 2022 monitoring round.

- Per the SAP, manganese samples collected from monitoring wells MW-102, MW-501X, and MW-903B were field filtered due to turbidity being above 25 NTUs prior to sampling;
- Manganese was detected at concentrations exceeding the ROD ICL/AGQS[15] of 0.3 mg/L in groundwater samples collected from each of the sampled monitoring wells with the exception of wells M-1, M-7, M-7D, MW-101D, MW-105D, MW-202P, MW-501D, MW-508X, MW-601B, MW-701, MW-702SX, MW-702D, MW-902B, and MW-903B; and
- The highest manganese concentrations were generally detected in shallow overburden wells located near the axis of the contaminant plume. Detected manganese concentrations have generally been increasing

[15] The AGQS for manganese was reduced from 0.84 mg/L to 0.3 mg/L on January 1, 2021.

or variable since at least 2014 in individual wells over time (**Graph 7A** and **Graph 7C**). The exceptions to the generally increasing manganese trends include wells M-7, MW-A28, MW-104D, MW-105S, MW-105D, and MW-204, which display potential decreasing trends (**Graph 7B** and **Graph 7D**).

- Water quality data from samples collected from monitoring well MW-701 has historically been considered representative of upgradient water quality. Manganese was detected in the groundwater sample at a concentration of 0.01209 milligrams per liter (mg/L), which is below the ROD ICL and AGQS of 0.3 mg/L.

8.2.5 PFAS in Groundwater

Refer to **Table 6A** for PFAS detected in groundwater and **Figure 6A**, **Figure 6B**, and **Figure 6C** for the distribution of PFOA concentrations in groundwater. PFOA was chosen to be represented on the figures as the main PFAS contaminant of concern because it was the only PFAS contaminant to exceed its AGQS, EPA RSL, and EPA Interim Drinking Water Health Advisory at 27 of the 36 monitoring wells where groundwater was sampled.

Of the 40 PFAS analyzed for during 2022, 15 were detected within the groundwater samples collected from groundwater wells at the Troy Mills Landfill property. The following summarizes the 2022 groundwater analytical results for PFAS exceedances:

PFAS	EPA RSL	Location	AGQS	Location
PFOA	6 ng/L	M-1, M-7, MW-101D, MW-102, MW-104S, MW-105D, MW-105S, MW-201SX, MW-202P, MW-204, MW-205, MW-301X, MW-501X, MW-601B, MW-601S, MW-602B, MW-801, MW-802, MW-805, MW-901B, MW-901S, MW-902S, MW-903S, MW-A28, MW-C6D, MW-C6S	12 ng/L	M-1, M-7, MW-102, MW-104S, MW-105D, MW-105S, MW-201SX, MW-202P, MW-204, MW-205, MW-301X, MW-501X, MW-601B, MW-601S, MW-602B, MW-801, MW-802, MW-805, MW-901B, MW-901S, MW-902S, MW-903S, MW-A28, MW-C6D, MW-C6S
PFNA	5.89 ng/L	M-1, MW-102, MW-104S, MW-105D, MW-105S, MW-201SX, MW-204, MW-205, MW-301X, MW-501X, MW-601S, MW-602B, MW-801, MW-802, MW-901B, MW-901S, MW-903S, MW-C6S	11 ng/L	M-1, MW-102, MW-104S, MW-105D, MW-105S, MW-204, MW-601S, MW-602B, MW-801, MW-901B, MW-901S, MW-903S, MW-C6S
PFBS	600 ng/L	--	*NA*	--
PFHxS	39.4 ng/L	--	18 ng/L	--
PFOS	4 ng/L	M-1, MW-102, MW-104S, MW-105D, MW-105S, 201SX, MW-204, MW-205, MW-501X, MW-601S, MW-602B, MW-801, MW-901B, MW-903S, MW-C6S	15 ng/L	MW-204, MW-601S

8.2.5.1 Comparison to EPA Site-Specific Screening and Regulatory Values

The detected concentrations of PFBS and PFHxS did not exceed the EPA Site-specific RSL.

The detected concentration of PFNA exceeded the EPA RSL of 5.89 ng/L during the fall 2022 sampling event in groundwater samples collected from 18 monitoring wells: M-1, MW-C6S, MW-102, MW-104S, MW-105S, MW-105D, MW-201SX, MW-204, MW-205, MW-301X, MW-501X, MW-601S, MW-602B, MW-801, MW-802, MW-901S, MW-901B, and MW-903S. The highest concentration of PFNA was detected at MW-601S (141 ng/L) located within the drum disposal area. GZA collected a groundwater quality sample from well MW-701 (bedrock groundwater),

which is situated east and hydraulically upgradient of the former drum disposal area, for the purposes of characterizing what was historically considered background water quality and confirming the eastern compliance boundary. Although the EPA RSL was not exceeded, PFNA was detected at a concentration of 5.49 ng/L in MW-701 indicating that well MW-701 does not represent a background water quality monitoring location for PFAS.

The detected concentration of PFOS exceeded the EPA RSL of 4 ng/L during the fall 2022 sampling event in groundwater samples collected from 15 monitoring wells: M-1, MW-C6S, MW-102, MW-104S, MW-105S, MW-105D, MW-201SX, MW-204, MW-205, MW-501X, MW-601S, MW-602B, MW-801, MW-901B, and MW-903S. The highest concentration of PFOS was detected at MW-601S (17.7 ng/L) located within the drum disposal area. With the exception of MW-301X, MW-802, and MW-901S, PFOS has a similar spatial distribution of exceedances of the EPA RSL for PFNA.

The detected concentration of PFOA exceeded the EPA RSL of 6 ng/L during the fall 2022 sampling event in groundwater samples collected from each of the overburden wells with the exception of five wells: MW-104D, MW-501D, MW-508X and MW-702SX that had concentrations of PFOA below the laboratory reporting limit and MW-601D that had a detection of PFOA at 3.72 ng/L.

PFOA was not detected above the laboratory reporting limit in groundwater samples collected from five of the nine bedrock wells sampled across the Troy Mills Landfill: presumed upgradient bedrock well MW-701; downgradient bedrock wells M-7D, MW-902B, and MW-903B; and MW-702D located on the western side of Rockwood Brook and the GMZ. Concentrations of PFOA detected within the groundwater samples collected from bedrock wells MW-105D (located at the northern corner of the GMZ), MW-601B and MW-602B (located within the former drum disposal area), and MW-901B (located within the solid waste landfill area to the north of the GMZ) exceeded the EPA RSL with bedrock wells MW-105D, MW-602B, and MW-901B exceeding the RSL by more than ten times (**Figure 6A**, **Figure 6B**, and **Figure 6C**).

Concentrations of PFOA exceeding more than ten times the EPA RSL (i.e., >70 ng/L) were detected in groundwater samples collected from wells M-1, M-7, MW-C6S, MW-102, MW-104S, MW-105S, MW-105D, MW-201SX, MW-202P, MW-204, MW-205, MW-301X, MW-501X, MW-601S, MW-602B, MW-801, MW-802, MW-805, MW-901S, MW-901B, and MW-903S. Additionally, the area of PFOA concentrations greater than 400 ng/L is approximated as the dark gray area on **Figure 6A**, **Figure 6B**, and **Figure 6C** located immediately north of the drum disposal area (MW-301X and MW-801), within the solid waste landfill area (MW-901S and MW-901B), and the northern-most, downgradient monitoring location (MW-903S).

The highest concentrations of PFOA were generally observed in overburden wells in the solid waste landfill area, immediately north of the former drum area, and in the northwestern, downgradient portion of the Troy Mills Landfill property in the area of the MW-903 well couplet. The highest concentration of PFOA, 894 ng/L, was detected at well MW-903S, which is the most downgradient well at the Troy Mills Landfill property and is located to the north approximately 275 feet beyond the established GMZ. Concentrations generally decrease toward the west closer to Rockwood Brook, however, appear to increase toward the northwest closer to well couplets MW-105 and MW-903.

With the addition of PFAS concentration data from the seven newly installed monitoring wells (fall 2022), the PFOA plume in overburden groundwater extends downgradient from the Study Area beyond the downgradient GMZ boundary. Currently, the number and location of wells in the existing groundwater monitoring well network is not adequate to delineate the PFAS plume edges.

8.2.5.2 Comparison to NH AGQS

The detected concentrations of PFOA exceeded the NH AGQS of 12 ng/L during the fall 2022 sampling event in the groundwater samples collected from each of the overburden wells with the exception of seven wells: MW-104D, MW-501D, MW-508X and MW-702SX that had concentrations of PFOA below the laboratory reporting limit and MW-101D and MW-601D that had detections of PFOA at 7.42 g/L and 3.72 ng/L, respectively. PFOA was also detected at concentrations exceeding the AGQS in four of the nine bedrock wells: MW-105D, MW-601B, MW-602B, and MW-901B (**Figure 6A**, **Figure 6B**, and **Figure 6C**). With the exception of well MW-101D, the spatial distribution of groundwater with exceedances of the NH AGQS for PFOA is consistent with exceedances of the EPA RSL for PFOA.

PFOA concentrations exceeding the NHDES AGQS at or near GMZ boundary wells were observed in 13 of the 39 wells on-site: M-1, M-7, MW-A28, MW-C6S, MW-C6D, MW-104S, MW-105S, MW-105D, MW-202P, MW-901S, MW-901B, MW-902S, and MW-903S.

The detected concentrations of PFNA exceeded the NH AGQS of 11 ng/L in the groundwater samples collected during 2022 from 10 overburden wells, M-1, MW-C6S, MW-102, MW-104S, MW-105S, MW-204, MW-601S, MW-801, MW-901S, and MW-903S, and three bedrock wells, MW-105D, MW-602B, and MW-901B. With the exception of well couplets MW-105 and MW-901 and the overburden well MW-903S, each of the wells with exceedances of PFNA are located within the GMZ. Well couplet MW-105 is located at a downgradient boundary of the GMZ, well couplet MW-901 is located cross-gradient to the north outside the GMZ, and well MW-903S is located downgradient to the north beyond the GMZ.

Detected concentrations of PFOS in overburden groundwater exceed the NH AGQS of 15 ng/L at two locations: MW-204 and MW-601S. Detected concentration of PFOS in bedrock groundwater samples did not exceed the NH AGQS.

The detected concentration of PFHxS did not exceed the NH AGQS of 18 ng/L in the groundwater samples collected.

8.2.5.3 PFAS Distribution and Stratigraphic Model Update

A three-dimensional geospatial data model of local stratigraphy was developed during 2015 for the Site using two software packages (i.e., Groundwater Modeling System [GMS] and Golden Software Voxler). The development of the model included data assessment to evaluate data consistency and density relative to interpretive confidence and the development of model assumptions. Subsurface stratigraphy data are relatively dense within the drum disposal area and becomes more widely spaced with distance. Bedrock data are generally limited.

The subsurface data have been organized and integrated into the model with interpretations for visual and interpretive analyses, as appropriate, subject to hydrogeologic judgement. The intent of the model is to provide three-dimensional imagery of subsurface conditions for spatial analysis and provide a framework for groundwater flow and contaminant transport interpretation. The assessment included the development of cross-sections from transections of interest and three-dimensional visualizations of the Site subsurface from selected perspectives. The stratigraphy has been refined as more data is collected.

During the fall 2022 supplemental investigation and sampling program, GMS was used to update the model with the data from the seven new wells discussed in **Section 6.2.1**. The revised model assisted with 1) assessing overburden and bedrock groundwater flow and contaminant transport, 2) creating a more detailed visual

interpretation of landfill materials at the Study Area and Site vicinity, and 3) understanding the PFAS distribution in groundwater. Refer to **Appendix M** for an updated geospatial data model and various cross-sections of the Study Area.

To assist with interpreting the spatial distribution of PFAS at the Study Area and Site vicinity, the PFAS data were also presented in logarithmic scale on "pinwheel" plots prepared by GZA that visually represent the fall 2022 PFAS concentrations. The "pinwheel" plots were presented using PFAS data collected from soil samples, overburden groundwater samples, and bedrock groundwater samples. Refer to figures M-2 through M-4 in **Appendix M**. Each colored "petal" of the "pinwheel" plot displayed on the figures visually represents an individual compound. Green colors represent perfluoroalkyl carboxylic acids (PFCAs) and blue colors are perfluoroalkyl sulfonic acids (PFSAs). One compound, 6:2 FTS, is a member of the fluorotelomer sulfonic acid (FASA) group and is represented by the color yellow. The color gradient indicates the carbon chain length of the analyte. Darker colors are the longer chains and lighter colors are the shorter chains. Relative concentration magnitude for a location is shown by the length of the petal, starting at the center of the "pinwheel" plot and moving outward, and each plot is scaled so the compound with the highest concentration is set to the maximum size of each plot. This helps with observing overall PFAS detection patterns, but it should be noted that concentrations may not be directly comparable between "pinwheel" plots without checking the concentration scale.

PFAS Distribution in Soil

In soil samples, 13 PFAS were detected above laboratory reporting limits and 15 PFAS were detected above the laboratory reporting limits in groundwater. The differences and similarities in which PFAS were detected in soil and groundwater are summarized in the tables below:

Detected in Soil (But Not in Groundwater)			**Detected in Groundwater (But Not in Soil)**		
PFAS Chemical Groups					
PFCA Group	**PFSA Group**	**FASAA Group**	**PFCA Group**	**PFSA Group**	**FASA Group**
PFTrDA PFTA	PFDS	NEtFOSAA NMeFOSAA	PFBA PFPeA	PFBS PFPeS PFHxS PFHpS	6:2FTS

Detected in Both Soil and Groundwater				
PFAS Chemical Groups				
PFCA Group		**PFSA Group**	**FASAA Group**	**FASA Group**
PFHxA PFHpA PFOA PFNA	PFDA PFUnA PFDoA	PFOS	--	--

Soil samples collected from three locations across the Study Area (refer to **Section 6.2.2**) indicate detections of up to nine PFCAs, two PFSAs, and two FASAAs at concentrations below the EPA Resident Risk-Based RSLs for soil.

These PFAS decreased in concentration with depth at each location. Overall, the "pinwheel" plots representing the soil samples collected from the Study Area show similar patterns of detected PFAS at varying concentration magnitudes. It should be noted however, that the soil sample collected from the middle interval depth at MW-902 (TRY_MW-902B 2) has detections of PFHpA and no detection of PFOA while the soil samples collected from the middle interval depth at MW-901 and MW-601B (TRY_MW-901S 2 and TRY_MW-601B 2) have detections of PFOA and no detection of PFHpA.

PFAS Distribution in Overburden Groundwater

In overburden groundwater samples collected across the Site during 2022, up to nine PFCAs, five PFSAs, and one fluorotelomer were detected at concentrations above the laboratory reporting limits.

Preliminary comparisons of the PFAS data represented in logarithmic scale on the "pinwheel" plots indicate two groups with differing PFAS detections in overburden groundwater. The first group (Group 1) includes six to seven PFCAs and three to four PFSAs and has the widest distribution across the Study Area and Site vicinity ranging from MW-901S and MW-102 to the east (solid waste landfill), to M-1 to the south (drum disposal area), to MW-104S to the west (wetlands), to MW-105S and MW-903S to the north (downgradient). The second "pinwheel" plot group (Group 2) includes five to six PFCAs and no PFSAs detected. Group 2 represent a narrower distribution of PFAS at the Study Area and appear limited to the drum disposal area and immediately downgradient. The "pinwheel" plot for MW-A28 appears similar to Group 2 with the exception of a low concentration of one PFSA (PFOS detected at 2.33 ng/L).

"Pinwheel" plots showing PFAS detections in overburden groundwater that appear as outliers consist of MW-301X (only plot showing eight PFCAs and four PFSAs), MW-501D (only plot showing one PFCA), and MW-902S (only plot showing five PFCAs and one PFSA). An additional difference to the "pinwheel" plots is the detection of one fluorotelomer (6:2FTS) in wells MW-205, MW-802, MW-805, MW-901S, and MW-902S.

PFAS Distribution in Bedrock Groundwater

In bedrock groundwater samples, up to nine PFCAs, four PFSAs, and one fluorotelomer were detected at concentrations above the laboratory reporting limits.

Preliminary comparisons of PFAS detections in bedrock groundwater represented in logarithmic scale on the "pinwheel" plots also indicate two groups with differing PFAS detections. The first group (Group 3) includes six to nine PFCAs and three to four PFSAs. The second "pinwheel" plot group (Group 4) includes one to five PFCAs and only one PFSAs (PFBS at 2.34 ng/L). Both groups appear to have a wide distribution across the Study Area and Site vicinity with Group 3 consisting of MW-105D (downgradient GMZ boundary), MW-602B (upper drum disposal area), and MW-901B (solid waste landfill) and Group 4 consisting of MW-601B (lower drum disposal area) and MW-903B (downgradient-most well to the north).

Outlier "pinwheel" plots showing PFAS detections in bedrock groundwater consist of MW-701 (only plot showing one PFCA) and MW-702D (only plot showing four PFCAs). Similar to the overburden "pinwheel" plots, an additional distinction to the bedrock "pinwheel" plots is the detection of one fluorotelomer (6:2FTS) in wells MW-601B, MW-901B, and MW-903B.

8.3 LEACHATE DATA RESULTS

The laboratory analytical reports for the leachate samples are provided in **Appendix J**. Refer to **Table 7** for a summary of the leachate VOC, SVOC, and metals analytical results for the samples collected during fall 2022 and to **Figure 7** for the contaminants detected within the leachate samples relative to the surface water samples. The following summarizes the leachate analytical results:

- Sample location SW-LEACH-B was observed to be dry and therefore, no sample was collected;
- Of the three VOCs detected within the sample collected from leachate location SW-LEACHATE, none exceeded their respective AGQS or WQCTS. The contaminants detected consisted of various petroleum-related VOCs, including sec-butylbenzene, t-butylbenzene, and isopropylbenzene, consistent with the observed groundwater contamination. Total detected VOC concentrations at SW-LEACHATE generally indicate a decreasing trend since 2006;
- DEHP was not detected above the laboratory reporting limit of 3 µg/L in the sample collected from the SW-LEACHATE location. DEHP has not been detected above the laboratory reporting limit in the leachate samples collected since 2014. No other SVOCs were detected above the laboratory reporting limits in the sample collected from the leachate; and
- Manganese was detected in the sample collected from the leachate in exceedance of the AGQS at a concentration of 3.9 mg/L at SW-LEACHATE. There is currently no WQCTS or leachate ROD ICL for manganese to evaluate the data against. The concentration detected at SW-LEACHATE is slightly lower than pre-2018 historical manganese concentrations.

8.4 SURFACE WATER DATA RESULTS

The laboratory analytical reports for the surface water samples are provided in **Appendix J**. Refer to **Table 8** for a summary of the surface water VOC, SVOC, and metals analytical results for the samples collected during fall 2022; and to **Figure 7** for the distribution of contaminants detected within the surface water samples. The following summarizes the surface water analytical results:

- Consistent with historical results, concentrations of VOCs and SVOCs were not detected within the surface water samples collected during the fall 2022 monitoring round;
- Manganese was detected at relatively low concentrations within each of the surface water samples collected, consistent with historical results. There is currently no WQCTS or surface water ROD ICL to evaluate the surface water manganese data against; and
- Based on the measured hardness within the collected samples of surface water, water within Rockwood Brook, both up and downgradient of the former drum disposal area, is classified as soft, which suggests metals are likely not being mobilized from sediments and subsurface soils into the surface water.

9.0 CONCLUSIONS AND RECOMMENDATIONS

9.1 CONCLUSIONS

VOCs and 1,4-dioxane in Groundwater

Based on the findings presented above, concentrations of VOCs, both petroleum distillate-related and cVOCs, have decreased below AGQS/ROD ICLs in groundwater samples with the exception of 1,2,4-TMB at MW-205 and MW-805 and cis-1,2-DCE and vinyl chloride at MW-C6D. Low concentrations of 1,2,4-TMB and the cVOC cis-DCE, below their respective ROD ICL/AGQS of 330 µg/L and 70 µg/L were detected in groundwater samples collected from wells along the plume axis.

With the decrease of the AGQS for 1,4-dioxane in 2018 to 0.32 µg/L, 1,4-dioxane concentrations exceed the AGQS in samples collected at four monitoring wells along the lower access road (M-7, MW-C6D, MW-202P, and MW-501D). Concentration trends for 1,4-dioxane have generally been stable to decreasing. Consistent with historical results, detected 1,4-dioxane concentrations do not exceed the ROD ICL of 3 µg/L.

Based on the VOC and 1,4-dioxane data, the current MNA remedy and GMZ boundary remain effective at the Site and meet the RAOs for these COCs.

SVOCs in Groundwater

Concentrations of the SVOC DEHP continue to exceed the ROD ICL/AGQS at various wells within the plume axis. During 2022 the wells with detections of DEHP exceeding the ROD ICL/AGQS included MW-205 and MW-A28. DEHP concentrations indicate decreasing temporal trend at MW-205 and increasing temporal trend at MW-A28 with the exception of the fall 2022 data, which may be due to historically low groundwater levels. Naphthalene was detected at a concentration exceeding the ROD ICL at MW-205, yet remained below the AGQS. In addition, first-time exceedances of the ROD ICLs/AGQS for benzo(a)pyrene, benzo(b)fluoranthene, and dibenzo(a,h)anthracene were detected at the new MW-903B during the fall 2022 sampling round.

Based on the SVOC data, the GMZ boundary remains effective and the current MNA remedy also remains effective at the Site for DEHP with the exception of the increasing DEHP concentration detected at MW-A28.

Manganese in Groundwater and Leachate

Concentrations of manganese continue to exceed the ROD ICL/AGQS (0.3 mg/L) in the majority of wells at the Study Area and Site vicinity. The highest manganese concentrations were generally detected in shallow overburden wells located near the axis of the contaminant plume. The exceptions to the generally increasing manganese trends include wells M-7, MW-A28, MW-104D, MW-105S, MW-105D, and MW-204, which display potential decreasing trends. Additionally, manganese continues to exceed the AGQS in the leachate collected from sample location SW-LEACHATE.

Based on the manganese data in groundwater and leachate samples, the current MNA remedy and GMZ boundary appear to be ineffective at the Site.

PFAS in Soil

The results of the analyses of soil samples for PFAS indicate that up to 13 PFAS were detected in certain soil samples collected as part of the drilling program with concentrations detected below their respective EPA RSL. In

general, PFAS were detected in greater numbers and at greater concentrations in soil samples collected from just below the ground surface (0 to 1-foot). With the exception of PFHpA and PFOA, PFAS were not detected above laboratory RLs in samples submitted for analysis below the 0 to 1-foot depth interval. Similar PFAS were detected across the Study Area (drum disposal and solid waste landfill areas).

PFAS in Groundwater

The collected data associated with PFAS concentrations in groundwater samples indicate that concentrations of PFOA, PFOS, and PFNA in certain samples exceeded the EPA RSLs of 6 ng/L, 4 ng/L, and 5.89 ng/L, respectively, and AGQS of 12 ng/L, 15 ng/L, and 11 ng/L, respectively. Additionally, PFOA exceeded its EPA RSLs by more than ten times (>70 ng/L) at 21 monitoring wells and by over 400 ng/L at five monitoring wells and is widespread in overburden and shallow fractured bedrock groundwater beneath and downgradient of the Study Area.

Based on the analysis of groundwater samples collected from the groundwater monitoring wells installed during the fall of 2022, PFOA was detected in groundwater within the eastern portion of the solid waste landfill (MW-901 couplet), in the bedrock groundwater within the lower drum disposal area (MW-601B), in the overburden groundwater within the northwesterly portion of the solid waste landfill and beyond the GMZ (MW-902S), and in the overburden groundwater approximately 275 feet downgradient of the northern, downgradient-most point of the GMZ (MW-903S). The data from the additional monitoring wells provide important information regarding the distribution, potential sources, and transport of PFAS. The data have established that a PFAS source area is likely to exist within, and immediately north of, the drum disposal area and within the solid waste landfill (referred to as the Study Area). Historically, few monitoring wells have been installed near, and none outside of, the GMZ boundaries[16]. Even with the installation of MW-901 through MW-903, the extent of the PFAS plume remains poorly delineated. PFOA concentrations exceeding the NHDES AGQS at, near, and beyond the GMZ boundary were observed in 13 of 39 wells on-site: M-1, M-7, MW-A28, MW-C6S, MW-C6D, MW-104S, MW-105S, MW-105D, MW-202P, MW-901S, MW-901B, MW-902S, and MW-903S. The concentrations of PFOA, PFNA, and PFOS detected in samples collected from recently installed monitoring wells document an exceedance of the EPA RSLs and/or AGQS beyond the GMZ boundary and indicate that the downgradient limit of PFOA, PFNA, and PFOS exceeding the EPA RSLs and/or AGQS has not been established.

Based on our assessment of the PFAS data collected during 2022, including use of "pinwheel" plots, PFAS are present in groundwater at concentrations exceeding standards in both the 2-acre drum disposal area and the 8-acre solid waste landfill area with generally similar suites within each area. These data are consistent with a common origin for the PFAS plume extending beyond the current GMZ.

9.2 RECOMMENDATIONS

Consistent with the general conditions associated with the remedy, the current monitoring program should continue on a general 18 to 24-month frequency and incorporate PFAS into the sampling and analytical regime. Based on GZA's review of data collected to-date and research on the nature of DEHP, accurate, reproducible detections of DEHP are difficult to acquire; therefore, assessment of the sampling, decontamination, and analysis procedures, specifically for DEHP, should continue and measures should be evaluated and implemented in order to ensure the integrity of the monitoring data.

[16] Due to the presumed discharge of groundwater to the wetland and Rockwood Brook near the center of the GMZ area, the northerly GMZ boundary, with the exception of the northern edge proximate to where Rockwood Brook crosses it, has historically been interpreted as upgradient or crossgradient to the Site plumes. Based on this historical understanding of Site conditions, the existing Site monitoring well network was focused on the interior area of the GMZ rather than along the GMZ boundaries.

Continued monitoring should be used to further evaluate: (1) concentration trends in the affected media; (2) provide the information needed to further evaluate time to closure; and (3) provide the information necessary to continue to evaluate the effectiveness of MNA and the GMZ to meet the RAOs.

In addition, GZA recommends the following:

General Site Maintenance Activities

- Due to the recent resurgence of beaver activity, a reconnaissance should be performed at the Site prior to the next monitoring event and, if necessary, a landscaping subcontractor should be hired to remove additional felled trees blocking Site access roads and access to monitoring wells.

Well Maintenance Activities

- Collection of well-bottom measurements during each future sampling event at well MW-702SX and at well M-1 when the dedicated pump is next removed for maintenance to monitor continued siltation within the wells. Both wells have historically had a greater than 0.5-foot discrepancy between the reported and measured well depths.
- Continued observation of the groundwater in sample tubes at several well locations which periodically retract down the tubing (variable lengths, but between 0.1 feet and 1 foot down the tubing) while the bladder is in its filling cycle. As long as the observation remains intermittent, pump maintenance is not necessary at this time; however, increased observation of the water retraction will require the removal and rehabilitation of the affected bladder pump and/or well redevelopment. Redevelopment of the affected wells over time should also be considered as part of the Site maintenance schedule.
- A mouse nest was observed when removing the cap at monitoring well MW-105S and the tubing lines appeared to be partially chewed through without leaking either water or air. A dedicated QED T1250 bladder pump is installed at this location. Although successfully sampled, GZA recommends replacing the sampling tubing prior to the next sampling event.
- Continued replacement or cleaning of locks securing the well standpipes and Site gates as needed due to the buildup of dirt and rust.

Groundwater Sampling

- Collection of an additional full round of groundwater samples for analysis of PFAS from Study Area and Site vicinity monitoring wells to assist with establishing concentration trends over time.
- Based on the success in reducing the RPD between the sample and duplicate sample at MW-A28, further evaluate sampling methodology to assist with improving RPD values associated with samples collected from wells with detections of DEHP (e.g., determine whether full low-flow methodology even if the well screen is not fully saturated should be performed at each well with detections of DEHP).
- Due to the depth of the pump intake at well MW-202P (52.5 feet below the top of PVC and 47.6 feet below the top of the well screen), purging the well during future sampling events using the full low flow procedure rather than the modified low flow procedure is recommended even when the well screen is not fully saturated.[17]

[17] Refer to SOP #B-5 and SOP #B-6 in the NHDES- and EPA-approved SAP for the fall 2022 monitoring activities dated October 2022, for descriptions of the full low flow procedure and modified low flow procedure and conditions which generally trigger use of the modified low flow procedure.

Sediment Sampling

- Collection of selected sediment samples during the next groundwater monitoring event. Based on the most recent EPA Five-Year Review conducted during September 2020, EPA recommended that in order to "*ensure that contaminants remain largely restricted to the immediate areas of groundwater discharge and to monitor for any increase of contaminant discharge over time, seep sediment monitoring must resume. Test for SVOCs and metals in seep sediments in the forested wetland and adjacent to Rockwood Brook near known discharge points for groundwater seepage into Rockwood Brook (e.g. locations Leach A-01 and Leach B-01) prior to the next Five Year Review.*"

Equipment Decontamination

- Adding wells MW-204 and MW-101S to the list of wells requiring the more stringent hexane decontamination method of equipment following sampling due to the elevated DEHP presence.
- Revise the SAP to require rinsing each component of the SamplePro bladder pump (including disposable materials) with PFAS free DI water prior to reassembling the pump and an additional exterior rinse of the bladder pump with PFAS-free DI water prior to installing the pump into a monitoring well or the equipment blank collection apparatus.
- Revise the SAP to require the use of HDPE tubing to collect the SamplePro equipment blank samples for PFAS analysis rather than new Teflon tubing in order to limit the potential for residual PFAS on the Teflon to contaminate the sample.

PFAS Investigation

- Further investigation to characterize the PFAS source and extent, to include:
    - Installation of lysimeters for the collection of pore water samples to assess potential PFAS leaching of PFAS detected in shallow soil samples to groundwater.
    - Additional subsurface investigations to confirm the findings of the aerial photograph and historical document review and refine the delineation of the extent of buried waste materials at the Troy Mills property.
    - Installation of groundwater monitoring wells to further characterize the PFAS source, delineate PFAS in the overburden and fractured bedrock groundwater systems, and evaluate the interactions between the two groundwater flow systems.
- Completion of a bedrock structural assessment to guide the selection of groundwater monitoring well locations within fractured bedrock. The assessment should include bedrock mapping, lineament analysis, and surficial geophysical surveys, where practicable given access.
- Phased installation of monitoring wells to further delineate the PFAS in overburden and fractured bedrock groundwater downgradient of the Study Area to support the revision of the GMZ boundary and assess potential receptor impacts. The installation of monitoring wells should consider and asses the manganese concentrations given the exceedances of groundwater standards detected at downgradient monitoring locations.

- Although there are no regulatory values for PFAS that directly apply to the leachate samples at the Site, the leachate contaminant concentrations may be representative of the concentrations of contaminants (PFAS) in groundwater as it discharges to the wetland. In consideration of the concentrations of PFOA detected in leachate samples exceeding the AGQS during the spring 2020 sampling event, GZA recommends collection of samples of leachate for PFAS analysis in conjunction with future groundwater samples collected for PFAS.
- Collection of surface water samples for the analysis of PFAS to continue to monitor possible impacts from groundwater migrating downgradient from the former drum disposal and solid waste landfill areas and discharging to Rockwood Brook.
- Consider modifying the groundwater remedy by adding PFOA to the ROD ICL. Additionally, with the regulatory and screening levels established at a reduced concentration, adding compounds PFNA and PFOS to the ROD ICL may be considered.

10.0 REFERENCES

Note: refer to Section 9.0 (References) of the September 2005 Final Remedial Investigation Report for Site reports prior to 2005.

Environmental Data Resources, Inc. (EDR)/Lightbox, 2022. The EDR Aerial Photo Decade Package. November 2022.

CMA Engineers, Inc., 2009. Construction Certification Report, Troy Mills Landfill Site Improvements, Troy, New Hampshire. January 2009.

GeoInsight, Inc., 2001. Transmittal Record (Test Pit Logs and Test Pit Location Plan), Re: Rockwood Brook Unlined Solid Waste Landfill. February 2001.

GZA GeoEnvironmental, Inc. (GZA), 2013. LNAPL Investigation Report, Troy Mills Landfill Superfund Site, Troy, New Hampshire, NHDES No. 198405082, CERCLIS ID No. NHD980520217. May 2013.

GZA, 2014. Completion Report – Trench Decommissioning, Troy Mills Landfill Superfund Site, Troy, New Hampshire, NHDES No. 198405082, CERCLIS ID No. NHD980520217. July 2014.

GZA, 2017. Technical Memorandum – Site Maintenance and Supplemental Investigations, Troy Mills Landfill Superfund Site, Troy, Cheshire County, New Hampshire, NHDES No. 198405082, CERCLIS ID No. NHD980520217. September 2017.

GZA, 2019. Fall 2018 Monitoring Report, Troy Mills Landfill Superfund Site, Troy, Cheshire County, New Hampshire, NHDES No. 198405082, CERCLIS ID No. NHD980520217. June 2019.

GZA, 2019. Spring 2019 PFAS Surface Water and Leachate Sampling Report, Troy Mills Landfill Superfund Site, Troy, New Hampshire, NHDES No. 198405082, CERCLIS ID No. NHD980520217. June 2019.

GZA, 2020. Sampling and Analysis Plan, Troy Mills Landfill Superfund Site, Off Rockwood Pond Road, Troy, New Hampshire, NHDES No. 198405082. March 2020.

Lyons, J.B., Bothner, W.A., Moench, R.H., and Thompson, J.B., 1997. Bedrock Geologic Map of New Hampshire.

Metcalf & Eddy/AECOM, 2005. Final Remedial Investigation, Troy Mills Landfill Superfund Site, Troy, New Hampshire, 2 Volumes. September 2005.

Mohr, Thomas K.G., 2016. Environmental Investigation and Remediation: 1,4-dioxane and Other Solvent Stabilizers, CRC Press.

Techlaw, 2017. Subject: Review and interpretation of the sediment toxicity testing results and the sediment analytical chemistry data obtained for the Troy Mills Landfill Superfund site, Troy, NH. TDF No. 1258A, Task Order No. 06, Task No. 01. May 2017.

Troy Mills, Inc., 1999. Operations History of Rockwood Solid Waste Landfill. Troy Mills, Inc. September 1999.

United States Environmental Protection Agency (US EPA), 1982. Photographic Documentation of Landfill Sites: Troy, New Hampshire. April 1982.

US EPA, 1992. Ground Water Issue, Behavior of Metals in Soils. October 1992.

US EPA, 2005. Record of Decision, Troy Mills Landfill Superfund Site, Troy, New Hampshire. September 2005.

US EPA, 2010. Five-Year Review Report, First Five-Year Review for Troy Mills Landfill Superfund Site, Troy, New Hampshire. September 2010.

US EPA, 2014. EPA Superfund, Explanation of Significant Differences, Troy Mills Landfill Superfund Site, EPA ID: NHD980520217, Troy, NH. March 2014.

US EPA, 2015. Second Five-Year Review Report for Troy Mills Landfill Superfund Site, Troy, Cheshire County, New Hampshire. September 2015.

US EPA, 2020. Third Five-Year Review Report for Troy Mills Landfill Superfund Site, Troy, Cheshire County, New Hampshire. September 2020.

US EPA, 2020. EPA PFAS Action Plan: Program Update, EPA Publication Number: 100K20002. February 2020.

US EPA, 2020. Site-specific Screening Levels for Surface Water for PFOA, PFOS and PFBS for the Troy Mills Landfill NPL Site. June 2020.

United States Geological Survey, 1994. Geohydrology and Water Quality of Stratified-Drift Aquifers in the Lower Connecticut River Basin, Southwestern New Hampshire.

Tables

TABLE 1
MULTIMEDIA SAMPLING - SUMMARY OF THE FALL 2022 MONITORING ACTIVITIES
Troy Mills Landfill Superfund Site
Troy, New Hampshire

Sample Location	Date Collected	Sampling Method [1]	VOCs (8260C)	1,4-Dioxane (8270D SIM)	SVOCs (8270D)	Mn (6020B)	Hardness (SW846 6020B)	PFAS (537mod)	NA [2] (Field)
Groundwater Sampling Locations									
TRY_M-1	11/9/2022	QED T1300 Bladder Pump	x	x	x	x	*ns*	x	x
TRY_M-7	11/1/2022		x	x	x	x	*ns*	x	*Grab*
TRY_M-7 DUP			*ns*	x	*ns*	*ns*	*ns*	*ns*	*na*
TRY_M-7D	11/1/2022	Peristaltic Pump	x	x	x	x	*ns*	x	*Grab*
TRY_MW-A28	11/10/2022		x	x	x	x	*ns*	x	x
TRY_MW-A28 DUP			*ns*	*ns*	x	*ns*	*ns*	*ns*	*na*
TRY_MW-C6S	11/2/2022		x	x	x	x	*ns*	x	*Grab*
TRY_MW-C6S DUP			x	x	*ns*	x	*ns*	x	*na*
TRY_MW-C6D	11/2/2022	QED T1250 Bladder Pump	x	x	x	x	*ns*	x	x
TRY_MW-101S	10/31/2022		*Dry*						
TRY_MW-101D	11/10/2022		x	x	x	x	*ns*	x	*Grab*
TRY_MW-102	11/9/2022	QED SamplePro	x	x	x	x	*ns*	x	x
TRY_MW-104S	11/3/2022	QED T1250 Bladder Pump	x	x	x	x	*ns*	x	x
TRY_MW-104D	11/3/2022		x	x	x	x	*ns*	x	x
TRY_MW-105S	11/4/2022		x	x	x	x	*ns*	x	*Grab*
TRY_MW-105D	11/4/2022	QED SamplePro	x	x	x	x	*ns*	x	*Grab*
TRY_MW-201SX	11/10/2022	QED T1250 Bladder Pump	x	x	x	x	*ns*	x	*Grab*
TRY_MW-202P	11/7/2022	QED SamplePro	x	x	x	x	*ns*	x	x
TRY_MW-204	11/10/2022	QED T1250 Bladder Pump	x	x	x	x	*ns*	x	x
TRY_MW-204 DUP			x	*ns*	x	x	*ns*	x	*na*
TRY_MW-205	11/15/2022		x	x	x	x	*ns*	x	*Grab*
TRY_MW-301X	11/3/2022	QED SamplePro	x	x	x	x	*ns*	x	x
TRY_MW-501X	11/8/2022		x	x	x	x	*ns*	x	*Grab*
TRY_MW-501D	11/8/2022	QED T1250 Bladder Pump	x	x	x	x	*ns*	x	x
TRY_MW-508X	11/1/2022	Peristaltic Pump	x	x	x	x	*ns*	x	*Grab*
TRY_MW-601S	11/8/2022	QED T1250 Bladder Pump	x	x	x	x	*ns*	x	*Grab*
TRY_MW-601B	11/14/2022	QED Sample Pro	x	x	x	x	*ns*	x	x
TRY_MW-601D	11/8/2022	QED T1250 Bladder Pump	x	x	x	x	*ns*	x	x
TRY_MW-602B	11/7/2022		x	x	x	x	*ns*	x	x
TRY_MW-701	11/1/2022		x	x	x	x	*ns*	x	x
TRY_MW-702SX	11/2/2022	QED SamplePro	x	x	x	x	*ns*	x	x
TRY_MW-702D	11/2/2022		x	x	x	x	*ns*	x	x
TRY_MW-801	11/4/2022		x	x	x	x	*ns*	x	x
TRY_MW-802	11/4/2022		x	x	x	x	*ns*	x	*Grab*
TRY_MW-803	10/31/2022	QED T1250 Bladder Pump	*Dry*						
TRY_MW-804	10/31/2022		*Dry*						
TRY_MW-805	11/3/2022	QED SamplePro	x	x	x	x	*ns*	x	*Grab*
TRY_MW-901S	11/15/2022	Bailer	*ns*	*ns*	*ns*	*ns*	*ns*	x	*Grab*
TRY_MW-901B	11/16/2022	QED Sample Pro	x	x	x	x	*ns*	x	x
TRY_MW-902S	11/15/2022	QED Sample Pro	x	x	x	x	*ns*	x	*Grab*
TRY_MW-902B	11/15/2022	QED Sample Pro	x	x	x	x	*ns*	x	x
TRY_MW-903S	11/14/2022	QED Sample Pro	x	x	x	x	*ns*	x	x
TRY_MW-903B	11/15/2022	QED Sample Pro	x	x	x	x	*ns*	x	x

TABLE 1
MULTIMEDIA SAMPLING - SUMMARY OF THE FALL 2022 MONITORING ACTIVITIES
Troy Mills Landfill Superfund Site
Troy, New Hampshire

Sample Location	**Date Collected**	**Sampling Method** [1]	**VOCs** (8260C)	**1,4-Dioxane** (8270D SIM)	**SVOCs** (8270D)	**Mn** (6020B)	**Hardness** (SW846 6020B)	**PFAS** (537mod)	**NA** [2] (Field)
Leachate Sampling Locations									
TRY_SW-LEACHATE	11/11/2022	Glass Sample Container	x	*ns*	x	x	x	*ns*	*ns*
TRY_SW-LEACHATE DUP			x	*ns*	x	x	x	*ns*	*ns*
TRY_SW-LEACH-B	11/11/2022		*Dry*						
Surface Water Sampling Locations									
TRY_SW-1	11/11/2022	Glass Sample Container	x	*ns*	x	x	x	*ns*	x
TRY_SW-3			x	*ns*	x	x	x	*ns*	x
TRY_SW-3 DUP			x	*ns*	x	x	x	*ns*	*na*
TRY_SW-4			x	*ns*	x	x	x	*ns*	x
TRY_SW-100			x	*ns*	x	x	x	*ns*	x

TABLE KEY:
ns = not sampled; *na* = not applicable
VOCs = Volatile Organic Compounds
SVOCs = Semi-volatile Organic Compounds
Mn = Manganese
As = Arsenic
PFAS = Per- and Polyfluoroalkyl Substances
NA = Natural Attenuation
Dry = no groundwater detected above SamplePro

SPECIFIC NOTES:
1. A non-dedicated QED SamplePro bladder pump was used with a QED MP-10 controller to sample the SamplePro pump wells. Dedicated bladder pumps were used with a QED MP-10 controller to sample the QED T1250 and T1300 pump wells. A Geotech GeoPump Series II Variable Speed 300 + 600 RPM peristaltic pump was used to sample the peristaltic pump wells.
2. Field NA parameters include water levels, specific conductance, oxidation-reduction potential (ORP), dissolved oxygen (DO), pH, temperature and turbidity using an In-Situ AquaTroll multi-parameter meter and a Hach 2100Q turbidity meter. Grab indicates field parameter readings that were collected prior to stabilization due to partially-saturated well screen conditions, or insufficient recharge.
3. Manganese samples collected at monitoring wells TRY_MW-102, TRY_MW-501X, and TRY_MW-903B were field filtered due to turbidity above 25 NTU.
4. Due to insufficient groundwater volume, TRY_MW-901S was only sampled for PFAS analysis.

TABLE 2
WELL CONSTRUCTION INFORMATION
Troy Mills Landfill Superfund Site
Troy, New Hampshire

Monitoring Well Designation	Reported Depth to Well Bottom [1] (ft, referenced to measuring point)	Measured Depth to Well Bottom[1] (ft, referenced to measuring point)	Screen Interval (ft, referenced to measuring point)	Screen Length (ft)	Reference Measuring Point	Height of Stickup of Measuring Point (ft)	Bladder Pump Model	Bladder Length in feet (L) / Diameter in inches (D) / & Capacity in mL (C)	Sampling Method	Historical Low Water Level [2] (ft, referenced to measuring point)	Recommended Depth of Bladder Pump Intake (ft, referenced to measuring point)	Pump Intake Distance from Top of Screen (ft, referenced to measuring point)	Distance Between Pump Intake and Bottom of Well [3] (ft, referenced to measuring point)
TRY_M-1	67.3 [5]	dedicated equip.	8.3-67.3 [5]	59	PVC	0.64	QED T1300	3.8-ft L, 1-in D, 220-mL C	Low Flow	8.76	55.0	46.7	12.3
TRY_M-7	17.3	dedicated equip.	7.8-17.3	9.5	PVC	1.61	QED T1300	3.8-ft L, 1-in D, 220-mL C	LF/Mod	8.76	15.8	8.0	1.5
TRY_M-7D	81.4	81.4	50.8-80.8	30	PVC	1.49	N / A [7]	N / A [7]	Mod/IR	5.58	74.0 [7]	23.2 [7]	6.8 [7]
TRY_MW-A28 [11]	13.0	13.2	8.03	5	PVC	3.03	N / A [7]	N / A [7]	LF/Mod	9.28	11.1 [7]	3.1 [7]	1.9 [7]
TRY_MW-C6S	15.2	15.2	5.2-15.2	10	PVC	1.79	N / A [7]	N / A [7]	LF/Mod	6.67	11.0 [7]	5.8 [7]	4.2 [7]
TRY_MW-C6D	38.0	dedicated equip.	28.0-38.0	10	PVC	2.50	QED T1250	1.2-ft L, 1.5-in D, 100-mL C	Low Flow	7.18	33.0	5.0	5.0
TRY_MW-101S	29.4	dedicated equip.	19.4-29.4	10	PVC	1.71	QED T1250	1.2-ft L, 1.5-in D, 100-mL C	LF/Mod	21.30	24.4	5.0	5.0
TRY_MW-101D	67.1	dedicated equip.	57.1-67.1	10	PVC	2.50	QED T1250	1.2-ft L, 1.5-in D, 100-mL C	Mod/IR	18.86	62.1	5.0	5.0
TRY_MW-102	36.2 [5]	36.0	21.2-36.2 [5]	15	Casing	2.89	QED Sample Pro	1.2-ft L, 1.75 in D, 100-mL C	Low Flow [10]	25.31	34.0	13.0	2.2
TRY_MW-104S	17.7 [5]	dedicated equip.	5-17 [5]	12	PVC	2.17	QED T1250	1.2-ft L, 1.5-in D, 100-mL C	Low Flow	4.39	15.5	10.5	1.5
TRY_MW-104D	52.1 [5]	dedicated equip.	37.1-52.1 [5]	15	PVC	2.48	QED T1250	1.2-ft L, 1.5-in D, 100-mL C	Low Flow	4.24	48.0	10.9	4.1
TRY_MW-105S	21.1	dedicated equip.	6.5-19.5 [5]	13	PVC	---	QED T1250	1.2-ft L, 1.75 in D, 100-mL C	LF/Mod	11.58	17.5	11.0	3.6
TRY_MW-105D	87.9	87.9	48.5-88.2 [5]	39.7	PVC	1.89	QED Sample Pro	1.2-ft L, 1.75 in D, 100-mL C	Mod/IR	12.65	68.0	19.5	20.2
TRY_MW-201SX	17.2	dedicated equip.	7.2-17.2	10	PVC	1.69	QED T1250	1.2-ft L, 1.5-in D, 100-mL C	Low Flow	7.54	12.2	5.0	5.0
TRY_MW-202P [11]	61.6	61.4	4.9-59.9 [5]	55	PVC	1.96	QED Sample Pro	1.2-ft L, 1.75 in D, 100-mL C	Low Flow	9.97	52.5	47.6	7.4
TRY_MW-204	32.8	dedicated equip.	22.8-32.8	10	PVC	2.6	QED T1250	1.2-ft L, 1.5-in D, 100-mL C	Low Flow	21.52	31.3	8.5	1.5
TRY_MW-205	39.1	dedicated equip.	29.1-39.1	10	PVC	2.07	QED T1250	1.2-ft L, 1.5-in D, 100-mL C	LF/Mod	33.42	37.6	8.5	1.5
TRY_MW-301X	52.5	52.7	42.5-52.5	10	PVC	2.42	QED Sample Pro	1.2-ft L, 1.75 in D, 100-mL C	Low Flow	35.55	47.5	5.0	5.0
TRY_MW-501X	14.0	13.8	4.0-14.0	10	PVC	2.02	QED Sample Pro	1.2-ft L, 1.75 in D, 100-mL C	LF/Mod	6.39	10.2	6.2	3.8
TRY_MW-501D	31.9	dedicated equip.	21.9-31.9	10	PVC	2.17	QED T1250	1.2-ft L, 1.5-in D, 100-mL C	Low Flow	6.22	26.9	5.0	5.0
TRY_MW-508X	9.7	9.95	4.7-9.7	5	PVC	2.9	QED Sample Pro	1.2-ft L, 1.75 in D, 100-mL C	LF/Mod	6.45	8.1	3.4	1.6
TRY_MW-601S	29.3	dedicated equip.	14.3-29.3	15	PVC	2.69	QED T1250	1.2-ft L, 1.5-in D, 100-mL C	LF/Mod	21.80	27.8	13.5	1.5
TRY_MW-601D	62.1	dedicated equip.	52.1-62.1	10	PVC	2.23	QED T1250	1.2-ft L, 1.5-in D, 100-mL C	Low Flow [8]	23.10	57.1	5.0	5.0
TRY_MW-601B	86.1	86.1	76.1-86.1	10	PVC	3.21	QED Sample Pro	1.2-ft L, 1.75 in D, 100-mL C	Low Flow	26.08	81.1	5.0	5.0
TRY_MW-602B	47.5	dedicated equip.	37.5-47.5	10	PVC	2.12	QED T1250	1.2-ft L, 1.5-in D, 100-mL C	Low Flow	21.76	42.5	5.0	5.0
TRY_MW-701	78.3	dedicated equip.	18.3-78.3	60	PVC	3.18	QED T1250	1.2-ft L, 1.5-in D, 100-mL C	Low Flow	10.70	48.3	30.0	30.0
TRY_MW-702SX	15.4 [6]	14.79	5.4-15.4 [6]	10	PVC	3.9	QED Sample Pro	1.2-ft L, 1.75 in D, 100-mL C	LF/Mod [9]	7.95	11.7	6.3	3.7
TRY_MW-702D	46.4 [5,6]	46.7	19.4-46.4 [5,6]	27	PVC	2.44	QED Sample Pro	1.2-ft L, 1.75 in D, 100-mL C	Low Flow	6.55	33.0	13.6	13.4
TRY_MW-801	46.4	46.7	36.4-46.4	10	PVC	2.25	QED Sample Pro	1.2-ft L, 1.75 in D, 100-mL C	Low Flow	33.46	41.4	5.0	5.0
TRY_MW-802	35.6	35.9	25.6-35.6	10	PVC	2.1	QED Sample Pro	1.2-ft L, 1.75 in D, 100-mL C	LF/Mod	29.18	32.4	6.8	3.2
TRY_MW-803	32.3	dedicated equip.	22.3-32.3	10	PVC	2.15	QED T1250	1.2-ft L, 1.5-in D, 100-mL C	LF/Mod	29.12	30.7	8.4	1.6
TRY_MW-804 [11]	36.0	dedicated equip.	26.0-36.0	10	PVC	2.32	QED T1250	1.2-ft L, 1.5-in D, 100-mL C	LF/Mod	31.71	33.9	7.9	2.1
TRY_MW-805	42.4	42.6	32.4-42.4	10	PVC	2.37	QED Sample Pro	1.2-ft L, 1.75 in D, 100-mL C	Low Flow	31.41	37.4	5.0	5.0
TRY_MW-901S	39.0	39.0	34.0-39.0	5	PVC	2.29	Bailer	3.0-ft L, 1.6 in D, 1,000-mL C	Grab [12]	38.56	36.5	N/A [12]	N/A [12]
TRY_MW-901B	74.8	74.8	64.4-74.4	10	PVC	1.75	QED Sample Pro	1.2-ft L, 1.75 in D, 100-mL C	Low Flow	34.88	69.8	5.4	4.6
TRY_MW-902S	31.5	31.5	21.5-31.5	10	PVC	2.21	QED Sample Pro	1.2-ft L, 1.75 in D, 100-mL C	Low Flow	25.02	28.5	7.0	3.0
TRY_MW-902B	110.8	110.8	100.4-110.4	10	PVC	1.71	QED Sample Pro	1.2-ft L, 1.75 in D, 100-mL C	Low Flow	32.17	105.8	5.4	4.6
TRY_MW-903S	15.2	15.2	10.2-15.2	5	PVC	2.75	QED Sample Pro	1.2-ft L, 1.75 in D, 100-mL C	Low Flow	7.27	12.7	2.5	2.5
TRY_MW-903B	72.7	72.7	62.7-72.7	10	PVC	2.13	QED Sample Pro	1.2-ft L, 1.75 in D, 100-mL C	Low Flow	7.70	67.7	5.0	5.0

TABLE 2
WELL CONSTRUCTION INFORMATION
Troy Mills Landfill Superfund Site
Troy, New Hampshire

TABLE KEY:
in = Inch
ft = Feet
PVC = Polyvinyl chloride
LNAPL = Light Non-aqueous Phase Liquid
L = Length
D = Diameter
C = Capacity
mL = milliliters
"---" = No data available
N / A = Not applicable
LF/Mod = Low Flow or Modified Sampling Procedure depending upon water level (i.e., the screen is bisected by water table)
Mod/IR = Modified sampling method used due to historical insufficient recharge
Wells that require collecting additional information during future sampling event

SPECIFIC NOTES:
1. Reported Depth to Well Bottom depths are field measured unless otherwise noted.
2. Wells labeled "Mod/IR" had two or more consecutive sampling years during which stabilized drawdown could not be achieved. The wells are now sampled using the Modified Sampling Method described in SOP B-5 Groundwater Well Sampling - Low Flow using a Peristaltic Pump and SOP B-6 Groundwater Well Sampling - Low Flow using a Bladder Pump.
3. Historical low water levels are compiled from water level measurements taken from 2006 to the present. This data is checked yearly and updated as necessary. Refer to Table 3 - Groundwater Level Measurements and Elevation Data for historical groundwater levels and elevations. The historical low water level for well TRY_MW-C6S was taken from the 11/19/12 measurement included on Table 4 - Summary of LNAPL Well Observations of the June 2013 Monitoring Report.
4. The distance between pump intake and bottom of the well is calculated using the Depth to Well Bottom information.
5. Downhole information was not verified during the October 8, 2008 camera survey.
6. GZA notes that there appears to be a minor discrepancy between the historical information regarding the bottom of screen/well and that which was measured during 2014 by GZA in wells TRY_MW-702SX (14.9 feet) and TRY_MW-702D (46.7 feet).
7. Wells TRY_MW-A28 and TRY_M-7D have a 1.5-inch diameter, which is too small to accommodate a SamplePro Bladder pump; therefore, a peristaltic pump and dedicated poly tubing is used to sample these wells. The last three columns of the table (Recommended Depth of Bladder Pump Intake, etc.) refer to the intake depth of the poly tubing used for sampling. Well TRY_MW-C6S is also be sampled with a peristaltic pump due to bis(2-ethylhexyl)phthalate contamination concerns.
8. The water level and field parameters in TRY_MW-601D often stabilize at or near the two hour time limit.
9. For TRY_MW-702SX, the use of low flow or modified methodology for purging the well will depend on the water level in the screen and the turbidity of the water during purging.
10. The water level in this well did not stabilize prior to the two hour time limit during the fall 2022 sampling event.
11. For TRY_MW-202P, TRY_MW-804, and TRY_MW-A28 attempt full low flow
12. Well TRY_MW-901S was sampled using a bailer due to measured low groundwater level and depth of well, as approved by NHDES.

TABLE 3
GROUNDWATER LEVEL MEASUREMENTS AND ELEVATION DATA
Troy Mills Landfill Superfund Site
Troy, New Hampshire

Monitoring Well Designation	Screened Geologic Unit	Measuring Point	Measuring Point Elevation (ft)	November 2006		May 2007		June 2008		November 2008		June 2009		October 2009		June 2011	
				Depth to Water [1] (ft bmp)	Elevation (ft)	Depth to Water [1] (ft bmp)	Elevation (ft)	Depth to Water [1] (ft bmp)	Elevation (ft)	Depth to Water [1] (ft bmp)	Elevation (ft)	Depth to Water [1] (ft bmp)	Elevation (ft)	Depth to Water [1] (ft bmp)	Elevation (ft)	Depth to Water [1] (ft bmp)	Elevation (ft)
				Wells Currently Sampled													
TRY_M-1	Overburden	PVC	1,062.24	---	---	---	---	8.34	1,053.9	7.57	1,054.7	8.14	1,054.1	8.76	1,053.5	7.71	1,054.5
TRY_M-7	Overburden	PVC	1,037.41	8.46	1,029.0	8.5	1,028.9	8.76	1,028.7	8.72	1,028.7	8.51	1,028.9	8.53	1,028.9	8.26	1,029.2
TRY_M-7D	Deep Bedrock	PVC	1,036.39	4.54	1031.9	4.39	1,032.0	5.58	1,030.8	4.31	1,032.1	2.89	1,033.5	4.65	1,031.7	4.12	1,032.3
TRY_MW-A28	Overburden	PVC	1,051.06	Monitoring Wells Not Yet Installed													
TRY_MW-C6S	Overburden	PVC	1,043.83														
TRY_MW-C6D	Overburden	PVC	1,044.54														
TRY_MW-101S	Overburden	PVC	1,072.69														
TRY_MW-101D	Overburden	PVC	1,067.53														
TRY_MW-102	Predominantly Overburden	Casing	1,093.89	24.99	1,068.9	---	---	22.07	1,071.8	23.93	1,070.0	21.95	1,071.9	23.65	1,070.2	20.56	1,073.3
TRY_MW-104S	Overburden	PVC	1,032.97	3.93	1,029.0	---	---	4.39	1,028.6	4.02	1,029.0	4.17	1,028.8	3.93	1,029.0	3.62	1,029.4
TRY_MW-104D	Overburden	PVC	1,033.08	3.93	1,029.2	---	---	4.24	1,028.8	3.89	1,029.2	4.18	1,028.9	3.94	1,029.1	3.60	1,029.5
TRY_MW-105S	Overburden	PVC	1,036.75	---	---	---	---	11.58	1,025.2	10.94	1,025.8	10.96	1,025.8	10.45	1,026.3	10.35	1,026.4
TRY_MW-105D	Deep Bedrock	PVC	1,036.62	---	---	11.45	1,025.0	12.65	1,023.8	---	---	11.52	1,025.0	10.21	1,026.3	9.99	1,026.6
TRY_MW-201SX	Overburden	PVC	1,047.33	Monitoring Well Not Yet Installed													
TRY_MW-202P	Overburden	PVC	1,053.36	---	---	---	---	9.79	1,043.6	7.98	1,045.4	9.49	1,043.9	9.97	1,043.4	9.35	1,044.0
TRY_MW-204	Overburden	PVC	1,081.80	20.38	1,061.4	18.85	1,063.0	19.53	1,062.3	20.39	1,061.4	18.93	1,062.9	20.69	1,061.1	17.67	1,064.1
TRY_MW-205	Overburden	PVC	1,087.97	33.42	1,054.6	29.94	1,058.0	29.68	1,058.3	31.74	1,056.2	29.71	1,058.3	31.06	1,056.9	28.12	1,059.9
TRY_MW-301	Overburden	PVC	1,080.77	35.86	1,044.9	---	---	34.14	1,046.6	34.71	1,046.1	34.56	1,046.2	34.85	1,045.9	Decommissioned	
TRY_MW-301X	Overburden	PVC	1,080.94	Monitoring Well Not Yet Installed												34.31	1,046.6
TRY_MW-501	Overburden	PVC	1,040.49	6.57	1,033.9	9.33	1,031.2	6.58	1,033.9	6.38	1,034.1	6.58	1,033.9	6.43	1,034.1	Decommissioned	
TRY_MW-501X	Overburden	PVC	1,039.98	Monitoring Well Not Yet Installed												6.38	1,033.6
TRY_MW-501D	Overburden	PVC	1,040.25	Monitoring Well Not Yet Installed													
TRY_MW-508	Overburden	Casing	1,079.50	---	---	---	---	11.65	1,067.9	6.19	1,073.3	7.17	1,072.3	8.58	1,070.9	Decommissioned	
TRY_MW-508X	Overburden	PVC	1,080.72	Monitoring Well Not Yet Installed												6.38	1,074.3
TRY_MW-601S	Overburden	PVC	1,077.45	21.66	1,055.8	20.53	1,056.9	21.29	1,056.2	21.67	1,055.8	20.85	1,056.6	21.57	1,055.9	20.56	1,056.9
TRY_MW-601D	Overburden	PVC	1,077.72	23.1	1,054.6	21.66	1,056.1	22.38	1,055.3	22.76	1,055.0	21.84	1,055.9	22.81	1,054.9	22.98	1,054.7
TRY_MW-601B	Bedrock	PVC	1,080.53	Monitoring Wells Not Yet Installed													
TRY_MW-602B	Bedrock	PVC	1,091.35	21.39	1,070.0	17.82	1,073.5	18.39	1,073.0	20.34	1,071.0	18.28	1,073.1	20.61	1,070.7	16.40	1,075.0
TRY_MW-701	Deep Bedrock	PVC	1,106.28	---	---	5.65	1,100.6	9.99	1,096.3	7.71	1,098.6	8.64	1,097.6	10.70	1,095.6	8.17	1,098.1
TRY_MW-702S	Overburden	PVC	1,036.60	---	---	4.57	1,032.0	6.61	1,030.0	6.03	1,030.6	5.58	1,031.0	6.82	1,029.8	Decommissioned	
TRY_MW-702SX	Overburden	PVC	1,037.76	Monitoring Well Not Yet Installed												6.50	1,031.3
TRY_MW-702D	Deep Bedrock	PVC	1,036.34	---	---	3.96	1,032.4	6.2	1,030.1	5.71	1,030.6	5.30	1,031.0	6.51	1,029.8	5.08	1,031.3
TRY_MW_801	Overburden	PVC	1,088.01	Monitoring Wells Not Yet Installed												29.87	1,058.1
TRY_MW-802	Overburden	PVC	1,091.36													23.74	1,067.6
TRY_MW-803	Overburden	PVC	1,090.70													21.39	1,069.3
TRY_MW-804	Overburden	PVC	1,087.68													27.38	1,060.3
TRY_MW-805	Overburden	PVC	1,085.20													28.67	1,056.5
TRY_MW-901S	Overburden	PVC	1,102.75	Monitoring Wells Not Yet Installed													
TRY_MW-901B	Bedrock	PVC	1,102.02														
TRY_MW-902S	Overburden	PVC	1,065.97														
TRY_MW-902B	Bedrock	PVC	1,065.16														
TRY_MW-903S	Overburden	PVC	1,035.99														
TRY_MW-903B	Bedrock	PVC	1,035.49														
TRY_SW-4 [2]	Staff Gauge	zero-foot marker on gauge	1,025.99	---	---	---	---	---	---	---	---	---	---	---	---	---	---

See last page for notes.

TABLE 3
GROUNDWATER LEVEL MEASUREMENTS AND ELEVATION DATA
Troy Mills Landfill Superfund Site
Troy, New Hampshire

Monitoring Well Designation	Screened Geologic Unit	Measuring Point	Measuring Point Elevation (ft)	July 2012		June 2013		October 2014		June 2015		May 2016		October 2018		April 2020		November 2022	
				Depth to Water [1] (ft bmp)	Elevation (ft)	Depth to Water [1] (ft bmp)	Elevation (ft)	Depth to Water [1] (ft bmp)	Elevation (ft)	Depth to Water [1] (ft bmp)	Elevation (ft)	Depth to Water [1] (ft bmp)	Elevation (ft)	Depth to Water [1] (ft bmp)	Elevation (ft)	Depth to Water [1] (ft bmp)	Elevation (ft)	Depth to Water [1] (ft bmp)	Elevation (ft)
				Wells Currently Sampled															
TRY_M-1	Overburden	PVC	1,062.24	---	---	---	---	6.91	1,055.3	---	---	8.26	1,054.0	7.44	1,054.8	6.07	1,056.2	8.96	1,053.3
TRY_M-7	Overburden	PVC	1,037.41	---	---	---	---	8.34	1,029.1	---	---	8.53	1,028.9	7.93	1,029.5	8.16	1,029.3	9.38	1,028.0
TRY_M-7D	Deep Bedrock	PVC	1,036.39	---	---	---	---	4.49	1,031.9	---	---	4.76	1,031.6	3.93	1,032.5	3.63	1,032.8	5.99	1,030.4
TRY_MW-A28	Overburden	PVC	1,051.06			9.12	1,041.9	8.91	1,042.2	---	---	9.28	1,041.8	8.98	1,042.1	7.90	1,043.2	9.36	1,041.7
TRY_MW-C6S	Overburden	PVC	1,043.83					6.14	1,037.7	---	---	6.67	1,037.2	5.88	1,038.0	5.58	1,038.3	6.80	1,037.0
TRY_MW-C6D	Overburden	PVC	1,044.54	Monitoring Wells Not Yet Installed						7.18	1,037.4	7.18	1,037.4	6.34	1,038.2	5.89	1,038.7	7.55	1,037.0
TRY_MW-101S	Overburden	PVC	1,072.69							21.30	1,051.4	20.88	1,051.8	20.04	1,052.7	18.82	1,053.9	---	---
TRY_MW-101D	Overburden	PVC	1,067.53							18.86	1,048.7	18.53	1,049.0	17.77	1,049.8	17.03	1,050.5	20.46	1,047.1
TRY_MW-102	Predominantly Overburden	Casing	1,093.89	---	---	---	---	25.31	1,068.6	---	---	22.32	1,071.6	21.45	1,072.4	19.40	1,074.5	25.48	1,068.4
TRY_MW-104S	Overburden	PVC	1,032.97	---	---	3.68	1,029.3	3.73	1,029.2	---	---	3.57	1,029.4	3.26	1,029.7	3.57	1,029.4	3.64	1,029.3
TRY_MW-104D	Overburden	PVC	1,033.08	---	---	3.61	1,029.5	3.73	1,029.4	---	---	3.69	1,029.4	3.38	1,029.7	3.56	1,029.5	3.72	1,029.4
TRY_MW-105S	Overburden	PVC	1,036.75	---	---	---	---	10.30	1,026.5	---	---	11.50	1,025.3	8.17	1,028.6	9.89	1,026.9	11.50	1,025.3
TRY_MW-105D	Deep Bedrock	PVC	1,036.62	---	---	---	---	10.86	1,025.8	---	---	11.46	1,025.2	11.91	1,024.7	10.17	1,026.5	12.09	1,024.5
TRY_MW-201SX	Overburden	PVC	1,047.33	Monitoring Well Not Yet Installed						7.54	1,039.8	7.30	1,040.0	6.25	1,041.1	5.37	1,042.0	8.34	1,039.0
TRY_MW-202P	Overburden	PVC	1,053.36	---	---	---	---	8.93	1,044.4	---	---	9.45	1,043.9	9.13	1,044.2	8.42	1,044.9	10.42	1,042.9
TRY_MW-204	Overburden	PVC	1,081.80	---	---	---	---	21.52	1,060.3	---	---	20.33	1,061.5	18.67	1,063.1	16.76	1,065.0	24.24	1,057.6
TRY_MW-205	Overburden	PVC	1,087.97	31.55	1,056.4	30.68	1,057.3	32.84	1,055.1	---	---	30.77	1,057.2	28.80	1,059.2	29.11	1,058.9	35.59	1,052.4
TRY_MW-301	Overburden	PVC	1,080.77	Monitoring Well Decommissioned															
TRY_MW-301X	Overburden	PVC	1,080.94	---	---	35.25	1,045.7	35.55	1,045.4	---	---	34.83	1,046.1	33.90	1,047.0	34.76	1,046.2	38.68	1,042.3
TRY_MW-501	Overburden	PVC	1,040.49	Monitoring Well Decommissioned															
TRY_MW-501X	Overburden	PVC	1,039.98	---	---	6.39	1,033.6	6.31	1,033.7	---	---	6.32	1,033.7	5.96	1,034.0	6.10	1,033.9	6.54	1,033.4
TRY_MW-501D	Overburden	PVC	1,040.25	Monitoring Well Not Yet Installed						6.22	1,034.0	5.92	1,034.3	5.43	1,034.8	5.28	1,035.0	6.51	1,033.7
TRY_MW-508	Overburden	Casing	1,079.50	Monitoring Well Decommissioned															
TRY_MW-508X	Overburden	PVC	1,080.72	---	---	---	---	6.12	1,074.6	---	---	6.45	1,074.3	4.64	1,076.1	4.73	1,076.0	7.38	1,073.3
TRY_MW-601S	Overburden	PVC	1,077.45	21.80	1,055.7	20.36	1,057.1	21.57	1,055.9	---	---	21.28	1,056.2	20.36	1,057.1	19.83	1,057.6	24.06	1,053.4
TRY_MW-601D	Overburden	PVC	1,077.72	---	---	21.56	1,056.2	22.89	1,054.8	---	---	22.45	1,055.3	21.53	1,056.2	20.77	1,057.0	25.09	1,052.6
TRY_MW-601B	Bedrock	PVC	1,080.53	'Monitoring Wells Not Yet Installed														26.05	1,054.5
TRY_MW-602B	Bedrock	PVC	1,091.35	---	---	---	---	21.76	1,069.6	---	---	18.93	1,072.4	17.82	1,073.5	16.21	1,075.1	23.53	1,067.8
TRY_MW-701	Deep Bedrock	PVC	1,106.28	---	---	6.11	1,100.2	8.85	1,097.4	---	---	7.94	1,098.3	6.55	1,099.7	5.42	1,100.9	12.62	1,093.7
TRY_MW-702S	Overburden	PVC	1,036.60	Monitoring Well Decommissioned															
TRY_MW-702SX	Overburden	PVC	1,037.76	---	---	---	---	7.95	1,029.8	6.81	1,031.0	6.82	1,030.9	6.18	1,031.6	4.86	1,032.9	10.32	1,027.4
TRY_MW-702D	Deep Bedrock	PVC	1,036.34	---	---	---	---	6.55	1,029.8	5.36	1,031.0	5.36	1,031.0	4.79	1,031.6	3.07	1,033.3	8.76	1,027.6
TRY_MW_801	Overburden	PVC	1,088.01	32.45	1,055.6	31.94	1,056.1	33.46	1,054.6	---	---	31.83	1,056.2	30.21	1,057.8	30.45	1,057.6	35.87	1,052.1
TRY_MW-802	Overburden	PVC	1,091.36	27.82	1,063.5	26.58	1,064.8	29.18	1,062.2	---	---	26.58	1,064.8	24.59	1,066.8	23.89	1,067.5	31.18	1,060.2
TRY_MW-803	Overburden	PVC	1,090.70	27.46	1,063.2	25.45	1,065.3	29.12	1,061.6	26.92	1,063.8	26.02	1,064.7	22.99	1,067.7	22.51	1,068.2	---	---
TRY_MW-804	Overburden	PVC	1,087.68	30.52	1,057.2	29.28	1,058.4	31.71	1,056.0	30.17	1,057.5	29.81	1,057.9	27.96	1,059.7	27.79	1,059.9	---	---
TRY_MW-805	Overburden	PVC	1,085.20	30.68	1,054.5	29.91	1,055.3	31.41	1,053.8	---	---	30.20	1,055.0	28.86	1,056.3	26.68	1,058.5	33.84	1,051.4
TRY_MW-901S	Overburden	PVC	1,102.75	Monitoring Wells Not Yet Installed														38.56	1,064.2
TRY_MW-901B	Bedrock	PVC	1,102.02															34.88	1,067.1
TRY_MW-902S	Overburden	PVC	1,065.97															25.02	1,041.0
TRY_MW-902B	Bedrock	PVC	1,065.16															32.17	1,033.0
TRY_MW-903S	Overburden	PVC	1,035.99															7.30	1,028.7
TRY_MW-903B	Bedrock	PVC	1,035.49															5.99	1,029.5
TRY_SW-4 [2]	Staff Gauge	zero-foot marker on gauge	1,025.99	---	---	---	---	1.37	1,027.4	---	---	1.33	1,027.3	2.26	1,028.3	1.66	1,027.7	1.35	1,027.3

See last page for notes.

TABLE 3
GROUNDWATER LEVEL MEASUREMENTS AND ELEVATION DATA
Troy Mills Landfill Superfund Site
Troy, New Hampshire

TABLE KEY:
ft = feet ft
bmp = below measuring point
PVC = polyvinyl chloride riser
"---" = data is not readily available or groundwater level was not collected (e.g. well was dry or excluded from sampling program)

SPECIFIC NOTES:
1. Depth to groundwater measurements are referenced to top of PVC risers or top of casing at groundwater monitoring wells as indicated. The measuring point for the surface water staff gauge is the 0-foot marker on the gauge; therefore, the gauge measures the height of the Rockwood Brook water column at the staff gauge rather than the depth of the water as indicated by the "depth to water" column heading.
2. During the fall 2022 sampling event, the TRY_SW-4 Staff Gauge reading was collected on November 3, 2022, when MW-104 was sampled.

GENERAL NOTES:
* The horizontal datum used to identify Site monitoring wells is NAD83/96 per NHDOT Base Station, following the NH State Plane projection, in units of US Survey feet.
* Depth to groundwater measurements from 2006 through the present were collected by GZA field personnel.
* A survey of the site wells was conducted during February 2005 by Conklin & Soroka of Cheshire, Connecticut. The benchmark point used for this survey was monitoring well TRY_M-3; its elevation was established as 1037.65 (PVC) according to the plan titled "Topographic Survey Depicting Monitoring Well Locations, Land of Troy Mills Landfill."
* The 700-series wells were drilled in November 2006 by NH Boring; the x-series replacement wells were drilled during November 2010 by Expedition Drilling; the 800-series wells were drilled during May 2011 by Boart Longyear; TRY_MW-C6D, TRY_MW-101S/D, TRY_MW-201SX, and TRY_MW-501D wells were drilled during May 2015 by Cascade Drilling. The elevations of these wells were surveyed by GZA personnel using already existing on-Site wells as reference points.
* The 900-series wells and monitoring well TRY_MW-601B were installed between September and October 2022 by Drilex Environmental and Cascade Drilling. The elevations of these wells were surveyed by GZA personnel using the established benchmark on the eastern side of the culvert at TRY_SW-1 on November 17, 2022.
* A benchmark was established on the eastern side of the culvert at TRY_SW-1 on Rockwood Brook with an elevation of 1,060.98 feet.

TABLE 4
VERTICAL HYDRAULIC GRADIENTS
Troy Mills Landfill Superfund Site
Troy, New Hampshire

Monitoring Well ID	Lithologic Unit Screened Within	Measuring Point Elevation (ft)	Depth to Screen Top (ft bmp)	Depth to Screen Bottom (ft bmp)	Screen Midpoint Elevation (ft)	Difference in Screen Elevation (ft)	Groundwater Elevation (ft)	Change in Groundwater Elevation (ft)	Magnitude of Vertical Gradient [1]	Direction of Vertical Gradient (Upward/Downward)
TRY_M-7	Overburden	1037.41	7.8	17.3	1024.9	-54.3	1,028.0	2.4	**-0.04**	**Upward**
TRY_M-7D	Bedrock	1036.39	50.8	80.8	970.6		1,030.4			
TRY_MW-C6S	Shallow Overburden	1043.83	5.2	15.2	1033.6	-22.1	1,037.0	0.0	**0.00**	**Neutral**
TRY_MW-C6D	Deep Overburden	1044.54	28.0	38.0	1011.5		1,037.0			
TRY_MW-101S	Shallow Overburden	1072.69	19.4	29.4	1048.3	-42.9	dry	n/a	n/a	n/a
TRY_MW-101D	Deep Overburden	1067.53	57.1	67.1	1005.4		1,047.1			
TRY_MW-104S	Shallow Overburden	1032.97	5	17	1022.0	-33.5	1,029.3	0.10	**-0.003**	**Upward**
TRY_MW-104D	Deep Overburden	1033.08	37.1	52.1	988.5		1,029.4			
TRY_MW-105S	Shallow Overburden	1036.75	6.5	19.5	1023.8	-55.5	1,025.3	-0.8	**0.01**	**Downward**
TRY_MW-105D	Bedrock	1036.62	48.5	88.2	968.3		1,024.5			
TRY_MW-501X	Shallow Overburden	1039.98	4.0	14.0	1031.0	-17.6	1,033.4	0.3	**-0.02**	**Upward**
TRY_MW-501D	Deep Overburden	1040.25	21.9	31.9	1013.4		1,033.7			
TRY_MW-601S	Shallow Overburden	1077.45	14.3	29.3	1055.7	-35.0	1,053.4	-0.8	**0.02**	**Downward**
TRY_MW-601D	Deep Overburden	1077.72	52.1	62.1	1020.6		1,052.6			
TRY_MW-601D	Deep Overburden	1077.72	52.1	62.1	1020.6	-21.2	1,052.6	1.90	**-0.09**	**Upward**
TRY_MW-601B	Bedrock	1080.53	76.1	86.1	999.4		1,054.5			
TRY_MW-702SX	Shallow Overburden	1037.76	5.4	15.4	1027.4	-23.9	1,027.4	0.20	**-0.01**	**Upward**
TRY_MW-702D	Bedrock	1036.34	19.4	46.4	1003.4		1,027.6			
TRY_MW-901S	Overburden	1102.75	34.0	39.0	1066.3	-33.6	1,064.2	2.9	**-0.09**	**Upward**
TRY_MW-901B	Bedrock	1102.02	64.4	74.4	1032.6		1,067.1			
TRY_MW-902S	Overburden	1065.97	21.5	31.5	1039.5	-79.7	1,041.0	-8.0	**0.10**	**Downward**
TRY_MW-902B	Bedrock	1065.16	100.4	110.4	959.8		1,033.0			
TRY_MW-903S	Overburden	1035.99	10.5	15.2	1023.1	-55.4	1,028.7	0.80	**-0.01**	**Upward**
TRY_MW-903B	Bedrock	1035.49	62.7	72.7	967.8		1,029.5			

TABLE KEY:
ft = feet
bmp = below measuring point
dry = water was not present in the well during the monitoring event
n/a = data not available

SPECIFIC NOTES:

1. Magnitude of vertical gradient calculated based on the difference in screen elevations and the difference in groundwater elevations. Data reported to the level of precision of the measuring method but calculations are performed without rounding. Groundwater elevations calculated based on depth to water level measurements collected during the most recent water level round (refer to **Table 3**).

TABLE 5A
SUMMARY OF DETECTED COMPOUNDS IN GROUNDWATER SAMPLES
Troy Mills Landfill Superfund Site
Troy, New Hampshire

Monitoring Well ID	Geological Unit of Well Screen	Sample ID	Sampling Event Date	VOCs of Concern (ug/L)													
				Tetrachloroethene	Trichloroethene	cis-1,2-Dichloroethene	Vinyl Chloride	1,2,4-Trimethylbenzene	1,3,5-Trimethylbenzene	2-Butanone(MEK)	Benzene	Naphthalene	N-Butylbenzene	N-Propylbenzene	p-Isopropyltoluen	Tetrahydrofuran	Toluene
			Cas No.	127-18-4	79-01-6	156-59-2	75-01-4	95-63-6	108-67-8	78-93-3	71-43-2	91-20-3	104-51-8	103-65-1	99-87-6	109-99-9	108-88-3
			AGQS	5	5	70	2	330	330	4000	5	100 [3]	260	260	260	600	1000
			ROD ICL	5	5	70	2	330	330	4000	5	20	260	260	260	154	1000
			NHDES GW-2	240	20	na	4	1300	na	50000	2900	1700	na	na	na	na	50000
Field Samples																	
TRY_M-1	Overburden	TRY_M-1	Jun-11	< 2.0	< 2.0	< 2.0	< 2.0	< 2.0	< 2.0	< 10	< 2.0	**13**	**5.5**	< 2.0	< 2.0	< 10	< 2.0
		TRY_M-1	Nov-14	< 2	< 2	< 2	< 2	< 2	< 2	< 10	< 2	**4.7**	< 2	< 2	< 2	< 10	< 2
		TRY_M-1	May-16	< 2	< 2	< 2	< 2	< 2	< 2	< 10	< 2	< 2	< 2	< 2	< 2	< 10	< 2
		TRY_M-1	Oct-18	< 2	< 2	< 2	< 2	< 2	< 2	< 10	< 2	< 5	< 2	< 2	< 2	< 10	< 2
		TRY_M-1	Apr-20	< 0.50	< 0.50	< 0.50	< 1.0	< 2.5	< 2.5	< 5.0	< 0.50	< 2.5	< 0.50	< 0.50	< 0.50	< 5.0	< 0.75
		TRY_M-1	Nov-22	< 0.50	< 0.50	< 0.50	< 1.0	< 2.5	< 2.5	< 5.0	< 0.50	< 2.5	< 0.50	< 0.50	< 0.50	< 5.0	< 0.75
TRY_M-7	Overburden	TRY_M-7	Aug-04	< 2	< 2	< 2	< 2	< 2	< 2	---	< 2	< 2	---	< 2	< 2	< 10	< 2
		TRY_M-7	Oct-05	< 1	< 1	< 1	< 1	< 1	< 1	< 1	< 1	< 5	< 1	< 1	< 1	< 1	< 1
		TRY_M-7	Jun-06	---	---	---	---	---	---	---	---	---	---	---	---	---	---
		TRY_M-7	Dec-06	< 0.4	< 2	< 2	< 2	< 2	< 2	< 10	< 0.3	< 10	< 2	< 2	< 2	< 10	< 2
		TRY_M-7	May-07	---	---	---	---	---	---	---	---	---	---	---	---	---	---
		TRY_M-7	Jun-08	< 2	< 2	< 2	< 2	< 2	< 2	< 10	< 2	< 10	< 2	< 2	< 2	< 10	< 2
		TRY_M-7	Dec-08	< 2	< 2	< 2	< 2	< 2	< 2	< 10	< 2	< 10	< 2	< 2	< 2	< 10	< 2
		TRY_M-7	Jun-09	< 2	< 2	< 2	< 2	< 2	< 2	< 10	< 2	< 10	< 2	< 2	< 2	< 10	< 2
		TRY_M-7	Oct-09	< 2	< 2	< 2	< 2	< 2	< 2	< 10	< 2	< 10	< 2	< 2	< 2	< 10	< 2
		TRY_M-7 DUP	Oct-09	---	---	---	---	---	---	---	---	---	---	---	---	---	---
		TRY_M-7	Jun-11	< 2.0	< 2.0	< 2.0	< 2.0	< 2.0	< 2.0	< 10	< 2.0	< 2.0	< 2.0	< 2.0	< 2.0	< 10	< 2.0
		TRY_M-7	Nov-14	< 2	< 2	< 2	< 2	< 2	< 2	< 10	< 2	< 2	< 2	< 2	< 2	< 10	< 2
		TRY_M-7 DUP	May-16	---	---	---	---	---	---	---	---	---	---	---	---	---	---
		TRY_M-7	May-16	< 2	< 2	< 2	< 2	< 2	< 2	< 10	< 2	< 2	< 2	< 2	< 2	< 10	< 2
		TRY_M-7	Oct-18	< 2	< 2	< 2	< 2	< 2	< 2	< 10	< 2	< 5	< 2	< 2	< 2	< 10	< 2
		TRY_M-7 DUP	Oct-18	---	---	---	---	---	---	---	---	---	---	---	---	---	---
		TRY_M-7	Apr-20	< 0.50	< 0.50	< 0.50	< 1.0	< 2.5	< 2.5	< 5.0	< 0.50	< 2.5	< 0.50	< 0.50	< 0.50	< 5.0	< 0.75
		TRY_M-7 DUP	Apr-20	---	---	---	---	---	---	---	---	---	---	---	---	---	---
		TRY_M-7	Nov-22	< 0.50	< 0.50	< 0.50	< 1.0	< 2.5	< 2.5	< 5.0	< 0.50	< 2.5	< 0.50	< 0.50	< 0.50	< 5.0	< 0.75
		TRY_M-7 DUP	Nov-22	---	---	---	---	---	---	---	---	---	---	---	---	---	---
TRY_M-7D	Bedrock	TRY_M-7D	Nov-14	< 2	< 2	< 2	< 2	< 2	< 2	< 10	< 2	< 2	< 2	< 2	< 2	< 10	< 2
		TRY_M-7D	May-16	< 2	< 2	< 2	< 2	< 2	< 2	< 10	< 2	< 2	< 2	< 2	< 2	< 10	< 2
		TRY_M-7D	Oct-18	< 2	< 2	< 2	< 2	< 2	< 2	< 10	< 2	< 5	< 2	< 2	< 2	< 10	< 2
		TRY_M-7D	Apr-20	< 0.50	< 0.50	< 0.50	< 1.0	< 2.5	< 2.5	< 5.0	< 0.50	< 2.5	< 0.50	< 0.50	< 0.50	< 5.0	< 0.75
		TRY_M-7D	Nov-22	< 0.50	< 0.50	< 0.50	< 1.0	< 2.5	< 2.5	< 5.0	< 0.50	< 2.5	< 0.50	< 0.50	< 0.50	< 5.0	< 0.75

TABLE 5A
SUMMARY OF DETECTED COMPOUNDS IN GROUNDWATER SAMPLES
Troy Mills Landfill Superfund Site
Troy, New Hampshire

Monitoring Well ID	Geological Unit of Well Screen	Sample ID	Sampling Event Date	Additional VOCs (ug/L)																		Other COCs
				1,1,1-Trichloroethane	1,1-Dichloroethane	1,1-Dichloroethene	1,2-Dichloroethane	1,4-Dichlorobenzene	2-Chlorotoluene	4-Methyl-2-pentanone (MIBK)	Acetone	Carbon Disulfide	Ethylbenzene	Isopropylbenzene (cumene)	sec-Butylbenzene	t-Butanol (TBA)	t-Butylbenzene	Trichlorofluoromethane	m/p-Xylene	o-Xylene	Xylenes	1,4-Dioxane
			Cas No.	71-55-6	75-34-3	75-35-4	107-06-2	106-46-7	95-49-8	108-10-1	67-64-1	75-15-0	100-41-4	98-82-8	135-98-8	75-65-0	98-06-6	75-69-4	179601-23-1	95-47-6	1330-20-7	123-91-1
			AGQS	200	81	7	5	75	100	2000	6000	70	700	800	260	40	260	2000	10000 [1]	10000 [1]	10000 [1]	0.32 [4]
			ROD ICL	na	na	na	na	na	na	na	na	na	na	na	na	na	na	na	10000	10000	na	3
			NHDES GW-2	27000	130	630	50	80	na	50000	na	na	1500	na	na	na	na	na	na	na	17000	na
Field Samples																						
TRY_M-1	Overburden	TRY_M-1	Jun-11	< 2.0	< 2.0	< 2.0	< 2.0	< 2.0	< 2.0	< 10	< 10	< 2.0	< 2.0	**12**	**14**	< 10	**2.5**	< 2.0	< 2.0	< 2.0	< 2.0	< 0.20
		TRY_M-1	Nov-14	< 2	< 2	< 2	< 2	< 2	< 2	< 10	< 10	< 2	< 2	**2.7**	**6.3**	< 10	< 2	< 2	< 2	< 2	< 2	< 0.2
		TRY_M-1	May-16	< 2	< 2	< 2	< 2	< 2	< 2	< 10	< 10	< 2	< 2	**3.7**	**9.6**	< 10	**2**	< 2	< 4	< 2	< 6	< 0.25
		TRY_M-1	Oct-18	< 2	< 2	< 1	< 2	< 2	< 2	< 10	< 50	< 2	< 2	< 2	**6**	< 30	< 2	< 2	< 2	< 2	---	< 0.25
		TRY_M-1	Apr-20	< 0.50	< 0.75	< 0.50	< 0.50	< 2.5	< 2.5	< 5.0	< 5.0	< 5.0	< 0.50	**0.66**	**6.0**	< 10	< 2.5	< 2.5	< 1.0	< 1.0	< 1.0	< 0.134
		TRY_M-1	Nov-22	< 0.50	< 0.75	< 0.50	< 0.50	< 2.5	< 2.5	< 5.0	< 5.0	< 5.0	< 0.50	< 0.50	**3.3**	< 10	< 2.5	< 2.5	< 1.0	< 1.0	< 1.0	< 0.144
TRY_M-7	Overburden	TRY_M-7	Aug-04	**3.6**	**10**	< 2	< 2	< 2	---	< 10	< 10	---	< 2	< 2	< 2	< 10	< 2	---	< 2	< 2	---	---
		TRY_M-7	Oct-05	**3.5**	< 1	**3**	< 1	< 1	< 1	< 1	< 1	---	< 1	< 1	< 1	---	< 1	**2**	< 2	< 1	---	---
		TRY_M-7	Jun-06	**4**	**8**	< 2	< 2	< 2	< 2	< 2	< 10	---	< 10	< 2	< 2	< 10	< 2	< 2	< 2	< 2	---	---
		TRY_M-7	Dec-06	**4.5**	**7.8**	< 2	< 0.4	< 2	< 2	< 10	< 10	---	< 2	< 2	< 2	< 10	< 2	< 2	< 2	< 2	---	---
		TRY_M-7	May-07	---	---	---	---	---	---	---	---	---	---	---	---	---	---	---	---	---	---	---
		TRY_M-7	Jun-08	**2.4**	**11**	< 2	< 2	< 2	< 2	< 10	< 10	---	< 2	< 2	< 2	< 10	< 2	< 2	< 2	< 2	---	**2.2**
		TRY_M-7	Dec-08	**2.8**	**10**	< 2	< 2	< 2	< 2	< 10	< 10	---	< 2	< 2	< 2	< 10	< 2	< 2	< 2	< 2	---	---
		TRY_M-7	Jun-09	**2.3**	**8.1**	< 2	< 2	< 2	< 2	< 10	< 10	---	< 2	< 2	< 2	< 10	< 2	< 2	< 2	< 2	---	---
		TRY_M-7	Oct-09	**2.2**	**10**	< 2	< 2	< 2	< 2	< 10	< 10	---	< 2	< 2	< 2	**16**	< 2	< 2	< 2	< 2	---	**2.7**
		TRY_M-7 DUP	Oct-09	---	---	---	---	---	---	---	---	---	---	---	---	---	---	---	---	---	---	**2.9**
		TRY_M-7	Jun-11	< 2.0	**6.4**	< 2.0	< 2.0	< 2.0	< 2.0	< 10	< 10	< 2.0	< 2.0	< 2.0	< 2.0	**10**	< 2.0	< 2.0	< 2.0	< 2.0	< 2.0	---
		TRY_M-7	Nov-14	< 2	**7.2**	< 2	< 2	< 2	< 2	< 10	< 10	< 2	< 2	< 2	< 2	< 10	< 2	< 2	< 2	< 2	< 2	**1.63**
		TRY_M-7 DUP	May-16	---	---	---	---	---	---	---	---	---	---	---	---	---	---	---	---	---	---	**1.4**
		TRY_M-7	May-16	< 2	**4.8**	< 2	< 2	< 2	< 2	< 10	< 10	< 2	< 2	< 2	< 2	< 10	< 2	< 2	< 4	< 2	< 6	**1.6**
		TRY_M-7	Oct-18	< 2	**4**	< 1	< 2	< 2	< 2	< 10	< 50	< 2	< 2	< 2	< 2	< 30	< 2	< 2	< 2	< 2	---	**0.42**
		TRY_M-7 DUP	Oct-18	---	---	---	---	---	---	---	---	---	---	---	---	---	---	---	---	---	---	**0.48**
		TRY_M-7	Apr-20	**1.2**	**2.1**	< 0.50	< 0.50	< 2.5	< 2.5	< 5.0	< 5.0	< 5.0	< 0.50	< 0.50	< 0.50	< 10	< 2.5	< 2.5	< 1.0	< 1.0	< 1.0	**0.490**
		TRY_M-7 DUP	Apr-20	---	---	---	---	---	---	---	---	---	---	---	---	---	---	---	---	---	---	**0.496**
		TRY_M-7	Nov-22	**1.9**	**3.9**	< 0.50	< 0.50	< 2.5	< 2.5	< 5.0	< 5.0	< 5.0	< 0.50	< 0.50	< 0.50	< 10	< 2.5	< 2.5	< 1.0	< 1.0	< 1.0	**1.15**
		TRY_M-7 DUP	Nov-22	---	---	---	---	---	---	---	---	---	---	---	---	---	---	---	---	---	---	**1.15**
TRY_M-7D	Bedrock	TRY_M-7D	Nov-14	< 2	< 2	< 2	< 2	< 2	< 2	< 10	< 10	< 2	< 2	< 2	< 2	< 10	< 2	< 2	< 2	< 2	< 2	---
		TRY_M-7D	May-16	< 2	< 2	< 2	< 2	< 2	< 2	< 10	< 10	< 2	< 2	< 2	< 2	< 10	< 2	< 2	< 4	< 2	< 6	---
		TRY_M-7D	Oct-18	< 2	< 2	< 1	< 2	< 2	< 2	< 10	< 50	< 2	< 2	< 2	< 2	< 30	< 2	< 2	< 2	< 2	---	< 0.25
		TRY_M-7D	Apr-20	< 0.50	< 0.75	< 0.50	< 0.50	< 2.5	< 2.5	< 5.0	< 5.0	< 5.0	< 0.50	< 0.50	< 0.50	< 10	< 2.5	< 2.5	< 1.0	< 1.0	< 1.0	< 0.150
		TRY_M-7D	Nov-22	< 0.50	< 0.75	< 0.50	< 0.50	< 2.5	< 2.5	< 5.0	< 5.0	< 5.0	< 0.50	< 0.50	< 0.50	< 10	< 2.5	< 2.5	< 1.0	< 1.0	< 1.0	< 0.139

TABLE 5A
SUMMARY OF DETECTED COMPOUNDS IN GROUNDWATER SAMPLES
Troy Mills Landfill Superfund Site
Troy, New Hampshire

Monitoring Well ID	Geological Unit of Well Screen	Sample ID	Sampling Event Date	SVOCs of Concern (ug/L)						Additional SVOCs (ug/L)							Metal COCs		Additional Metals (mg/L)					
				Benzo(a)pyrene	Benzo(b)fluoranthene	Bis(Di)(2-ethylhexyl) phthalate	Dibenzo(a,h)anthracene	Naphthalene	Pentachlorophenol	3 & 4-Methylphenol	Benzyl butyl phthalate	Di-n-butylphthalate	Benzyl alcohol	4-Chloro-3-methylphenol	2-Methylnaphthalene	Di-n-octylphalate	Arsenic	Manganese	Barium	Cadmium	Chromium	Lead	Selenium	Iron
			Cas No.	50-32-8	205-99-2	117-81-7	53-70-3	91-20-3	87-86-5	34METHPH	85-68-7	84-74-2	100-51-6	59-50-7	91-57-6	117-84-0	7440-38-2	7439-96-5	7440-39-3	7440-43-9	7440-47-3	7439-92-1	7782-49-2	7439-89-6
			AGQS	0.2	0.1	6	0.1	100 [3]	1	40 [2]	na	800	na	na	280	na	0.005 [5]	0.3 [6]	2	0.005	0.1	0.015	0.05	na
			ROD ICL	0.2	0.1	6	0.1	20	1	na	na	na	na	na	na	na	0.05	0.3	na	na	na	na	na	na
			NHDES GW-2	na	na	na	na	1700	na	na	na	na	na	na	na	na	na	na	na	na	na	na	na	na
Field Samples																								
TRY_M-1	Overburden	TRY_M-1	Jun-11	< 10	< 10	< 5.0	< 10	< 10	< 20	< 10	< 10	< 10	< 10	< 10	< 10	< 10	< 0.0010	**0.121**	**0.0070**	< 0.0020	< 0.0050	< 0.0010	< 0.0050	**0.908**
		TRY_M-1	Nov-14	< 10	< 10	< 5	< 10	< 10	< 20	< 10	< 10	< 10	< 10	< 10	< 10	< 10	< 0.001	**0.124**	---	---	---	---	---	---
		TRY_M-1	May-16	< 10	< 10	< 5	< 10	< 10	< 20	< 10	< 10	< 10	< 10	< 10	< 10	< 10	---	**0.142**	---	---	---	---	---	---
		TRY_M-1	Oct-18	< 0.2	< 0.5	< 5	< 0.5	< 0.5	< 10	< 2	< 5	< 5	< 2	< 2	< 0.5	< 5	< 0.005	**0.1 T**	---	---	---	---	---	---
		TRY_M-1	Apr-20	< 0.10	< 0.10	**3.6**	< 0.10	**0.20**	< 0.80	< 5.0	< 5.0	< 5.0	< 2.0	< 2.0	< 0.10	< 5.0	< 0.00050	**0.1032**	---	---	---	---	---	---
		TRY_M-1	Nov-22	< 0.10	< 0.10	< 3.0	< 0.10	< 0.10	< 0.80	< 5.0	< 5.0	< 5.0	< 2.0	< 2.0	< 0.10	< 5.0	---	**0.09350**	---	---	---	---	---	---
TRY_M-7	Overburden	TRY_M-7	Aug-04	< 10	< 10	< 10	< 10	< 2	< 25	< 10	< 10	< 10	---	---	---	< 10	---	**3.69**	---	---	---	---	---	< 0.05
		TRY_M-7	Oct-05	< 5	< 5	< 5	< 5	< 1	< 5	< 10	< 5	< 5	---	---	---	< 5	< 0.2	**1.2**	< 0.03	< 0.03	< 0.03	< 0.1	< 0.1	< 0.1
		TRY_M-7	Jun-06	---	---	---	---	---	---	---	---	---	---	---	---	---	< 0.001	**1.81**	**0.0378**	< 0.002	< 0.005	< 0.001	< 0.005	---
		TRY_M-7	Dec-06	< 10	< 10	< 10	< 10	< 2	< 20	< 10	< 10	< 10	---	---	---	< 10	< 0.001	**3.32**	**0.0528**	< 0.002	< 0.005	< 0.001	< 0.005	< 0.05
		TRY_M-7	May-07	---	---	---	---	---	---	---	---	---	---	---	---	---	< 0.001	**1.5**	**0.0425**	< 0.002	< 0.005	< 0.001	< 0.005	< 0.05
		TRY_M-7	Jun-08	< 10	< 10	< 5	< 10	< 2	< 20	< 10	< 10	< 10	---	---	---	< 10	< 0.001	**0.839**	**0.042**	< 0.002	< 0.005	< 0.001	< 0.005	< 0.05
		TRY_M-7	Dec-08	< 10	< 10	< 5	< 10	< 2	< 20	< 10	< 10	< 10	---	---	---	< 10	---	**2.85**	---	---	---	---	---	---
		TRY_M-7	Jun-09	< 10	< 10	< 5	< 10	< 2	< 20	< 10	< 10	< 10	---	---	---	< 10	---	**1.97**	---	---	---	---	---	---
		TRY_M-7	Oct-09	< 10	< 10	< 5	< 10	< 2	< 20	< 10	< 10	< 10	---	---	---	< 10	---	**2.92**	---	---	---	---	---	---
		TRY_M-7 DUP	Oct-09	---	---	---	---	---	---	---	< 10	---	---	---	---	---	---	---	---	---	---	---	---	---
		TRY_M-7	Jun-11	< 10	< 10	< 5.0	< 10	< 10	< 20	< 10	< 10	< 10	< 10	< 10	< 10	< 10	---	**0.729**	---	---	---	---	---	---
		TRY_M-7	Nov-14	< 10	< 10	< 5	< 10	< 10	< 20	< 10	< 10	< 10	< 10	< 10	< 10	< 10	< 0.001	**3.07**	---	---	---	---	---	---
		TRY_M-7 DUP	May-16	---	---	---	---	---	---	---	---	---	---	---	---	---	---	---	---	---	---	---	---	---
		TRY_M-7	May-16	< 10	< 10	< 5	< 10	< 10	< 20	< 10	< 10	< 10	< 10	< 10	< 10	< 10	---	**1.38**	---	---	---	---	---	---
		TRY_M-7	Oct-18	< 0.2	< 0.5	< 5	< 0.5	< 0.5	< 10	< 2	< 5	< 5	< 2	< 2	< 0.5	< 5	< 0.025	**0.86**	---	---	---	---	---	---
		TRY_M-7 DUP	Oct-18	---	---	---	---	---	---	---	---	---	---	---	---	---	---	---	---	---	---	---	---	---
		TRY_M-7	Apr-20	< 0.10	< 0.10	< 3.0	< 0.10	< 0.10	< 0.80	< 5.0	< 5.0	< 5.0	< 2.0	< 2.0	< 0.10	< 5.0	< 0.00050	**0.09863**	---	---	---	---	---	---
		TRY_M-7 DUP	Apr-20	---	---	---	---	---	---	---	---	---	---	---	---	---	---	---	---	---	---	---	---	---
		TRY_M-7	Nov-22	< 0.10	< 0.10	< 3.0	< 0.10	< 0.10	< 0.80	< 5.0	< 5.0	< 5.0	< 2.0	< 2.0	< 0.10	< 5.0	---	**0.03168**	---	---	---	---	---	---
		TRY_M-7 DUP	Nov-22	---	---	---	---	---	---	---	---	---	---	---	---	---	---	---	---	---	---	---	---	---
TRY_M-7D	Bedrock	TRY_M-7D	Nov-14	< 10	< 10	< 5	< 10	< 10	< 20	< 10	< 10	< 10	< 10	< 10	< 10	< 10	< 0.001	**0.026**	---	---	---	---	---	---
		TRY_M-7D	May-16	< 10	< 10	< 5	< 10	< 10	< 20	< 10	< 10	< 10	< 10	< 10	< 10	< 10	---	**0.014**	---	---	---	---	---	---
		TRY_M-7D	Oct-18	< 0.2	< 0.5	< 5	< 0.5	< 0.5	< 10	< 2	< 5	< 5	< 2	< 2	< 0.5	< 5	< 0.005	< 0.05	---	---	---	---	---	---
		TRY_M-7D	Apr-20	< 0.10	< 0.10	< 3.0	< 0.10	< 0.10	< 0.80	< 5.0	< 5.0	< 5.0	< 2.0	< 2.0	< 0.10	< 5.0	**0.00098**	**0.02218**	---	---	---	---	---	---
		TRY_M-7D	Nov-22	< 0.10	< 0.10	< 3.0	< 0.10	< 0.10	< 0.80	< 5.0	< 5.0	< 5.0	< 2.0	< 2.0	< 0.10	< 5.0	---	**0.01205**	---	---	---	---	---	---

TABLE 5A
SUMMARY OF DETECTED COMPOUNDS IN GROUNDWATER SAMPLES
Troy Mills Landfill Superfund Site
Troy, New Hampshire

Monitoring Well ID	Geological Unit of Well Screen	Sample ID	Sampling Event Date	VOCs of Concern (ug/L)													
				Tetrachloroethene	Trichloroethene	cis-1,2-Dichloroethene	Vinyl Chloride	1,2,4-Trimethylbenzene	1,3,5-Trimethylbenzene	2-Butanone(MEK)	Benzene	Naphthalene	N-Butylbenzene	N-Propylbenzene	p-Isopropyltoluen	Tetrahydrofuran	Toluene
			Cas No.	127-18-4	79-01-6	156-59-2	75-01-4	95-63-6	108-67-8	78-93-3	71-43-2	91-20-3	104-51-8	103-65-1	99-87-6	109-99-9	108-88-3
			AGQS	5	5	70	2	330	330	4000	5	100 [3]	260	260	260	600	1000
			ROD ICL	5	5	70	2	330	330	4000	5	20	260	260	260	154	1000
			NHDES GW-2	240	20	na	4	1300	na	50000	2900	1700	na	na	na	na	50000
Field Samples																	
TRY_MW-A28	Overburden	TRY_MW-A28	Jun-13	< 2	< 2	< 2	< 2	**18**	**15**	< 10	< 2	< 2	< 2	< 2	< 2	< 10	< 2
		TRY_MW-A28	Nov-14	< 2	< 2	< 2	< 2	**58**	**8.3**	< 10	< 2	**2.9**	**2.9**	**6.8**	**2.9**	< 10	< 2
		TRY_MW-A28 DUP	Nov-14	< 2	< 2	< 2	< 2	**53**	**6.6**	< 10	< 2	**2.8**	**2.6**	**6.5**	**2.6**	< 10	< 2
		TRY_MW-A28	May-16	< 2	< 2	< 2	< 2	**34**	**2.4**	< 10	< 2	< 2	< 2	**4.4**	**2.9**	< 10	< 2
		TRY_MW-A28 DUP	May-16	---	---	---	---	---	---	---	---	---	---	---	---	---	---
		TRY_MW-A28	Nov-18	< 2	< 2	< 2	< 2	< 2	< 2	< 10	< 2	< 5	< 2	< 2	< 2	< 10	< 2
		TRY_MW-A28 DUP	Nov-18	---	---	---	---	---	---	---	---	---	---	---	---	---	---
		TRY_MW-A28	Apr-20	< 0.50	< 0.50	< 0.50	< 1.0	**26**	< 2.5	< 5.0	< 0.50	< 2.5	**0.92**	**3.0**	**1.7**	< 5.0	< 0.75
		TRY_MW-A28 DUP	Apr-20	---	---	---	---	---	---	---	---	---	---	---	---	---	---
		TRY_MW-A28	Nov-22	< 0.50	< 0.50	< 0.50	< 1.0	**31**	< 2.5	< 5.0	< 0.50	< 2.5	**1.4**	**4.4**	**2.2**	< 5.0	< 0.75
		TRY_MW-A28 DUP	Nov-22	---	---	---	---	---	---	---	---	---	---	---	---	---	---
TRY_MW-C6S	Overburden	TRY_MW-C6S	Nov-14	< 2	< 2	**173**	< 2	< 2	< 2	< 10	< 2	< 2	< 2	< 2	< 2	< 10	< 2
		TRY_MW-C6S	May-16	< 2	< 2	**73**	< 2	< 2	< 2	< 10	< 2	< 2	< 2	< 2	< 2	< 10	< 2
		TRY_MW-C6S DUP	May-16	< 2	< 2	**73**	< 2	< 2	< 2	< 10	< 2	< 2	< 2	< 2	< 2	< 10	< 2
		TRY_MW-C6S	Oct-18	< 2	< 2	**11**	< 2	< 2	< 2	< 10	< 2	< 5	< 2	< 2	< 2	< 10	< 2
		TRY_MW-C6S DUP	Oct-18	< 2	< 2	**12**	< 2	< 2	< 2	< 10	< 2	< 2	< 2	< 2	< 2	< 10	< 2
		TRY_MW-C6S	Apr-20	< 0.50	< 0.50	**7.9**	< 1.0	< 2.5	< 2.5	< 5.0	**0.50**	< 2.5	< 0.50	< 0.50	< 0.50	< 5.0	< 0.75
		TRY_MW-C6S DUP	Apr-20	< 0.50	< 0.50	**8.0**	< 1.0	< 2.5	< 2.5	< 5.0	**0.50**	< 0.5	< 0.50	< 0.50	< 0.50	< 5.0	< 0.75
		TRY_MW-C6S	Nov-22	< 0.50	< 0.50	**1.1**	< 1.0	< 2.5	< 2.5	< 5.0	< 0.50	< 2.5	< 0.50	< 0.50	< 0.50	< 5.0	< 0.75
		TRY_MW-C6S DUP	Nov-22	< 0.50	< 0.50	**1.1**	< 1.0	< 2.5	< 2.5	< 5.0	< 0.50	< 0.50	< 0.50	< 0.50	< 0.50	< 5.0	< 0.75
TRY_MW-C6D	Overburden	TRY_MW-C6D	Jun-15	< 1	< 1	**14.7**	< 1	< 1	< 1	< 10	< 1	< 0.19	< 1	< 1	< 1	< 5	< 1
		TRY_MW-C6D	May-16	< 2	< 2	**14**	< 2	< 2	< 2	< 10	< 2	< 2	< 2	< 2	< 2	< 10	< 2
		TRY_MW-C6D	Oct-18	< 2	< 2	**19**	< 2	< 2	< 2	< 10	< 2	< 5	< 2	< 2	< 2	< 10	< 2
		TRY_MW-C6D	Apr-20	< 0.50	< 0.50	**62**	< 1.0	< 2.5	< 2.5	< 5.0	< 0.50	< 2.5	< 0.50	< 0.50	< 0.50	< 5.0	< 0.75
		TRY_MW-C6D	Nov-22	< 0.50	**0.57**	**120**	**7.0**	< 2.5	< 2.5	< 5.0	**0.94**	< 2.5	< 0.50	< 0.50	< 0.50	< 5.0	< 0.75
TRY_MW-101S	Overburden	TRY_MW-101S	Jun-15	< 1	< 1	**2.4**	< 1	**266**	**115**	< 10	< 1	9.6	**31**	**31.8**	**19.5**	< 5	< 1
		TRY_MW-101S	May-16	< 2	< 2	**2.3**	< 2	**179**	**108**	< 10	< 2	**23**	**27**	**32**	**15**	< 10	< 2
		TRY_MW-101S	Oct-18	< 2	< 2	< 2	< 2	**330**	**140**	< 10	< 2	**25**	< 2	**30**	**15**	< 10	< 2
		TRY_MW-101S	Apr-20	< 0.50	< 0.50	**1.1**	< 1.0	**87**	**51**	< 5.0	**0.52**	**8.2**	**1.7**	**11**	**5.5**	< 5.0	< 0.75
		TRY_MW-101S	Nov-22														
TRY_MW-101D	Overburden	TRY_MW-101D	Jun-15	< 1	< 1	< 1	< 1	< 1	< 1	< 10	< 1	< 0.19	< 1	< 1	< 1	< 5	< 1
		TRY_MW-101D	May-16	< 2	< 2	< 2	< 2	< 2	< 2	< 10	< 2	< 2	< 2	< 2	< 2	< 10	< 2
		TRY_MW-101D	Nov-18	< 2	< 2	< 2	< 2	< 2	< 2	< 10	< 2	< 5	< 2	< 2	< 2	< 10	< 2
		TRY_MW-101D	Apr-20	< 0.50	< 0.50	< 0.50	< 1.0	< 2.5	< 2.5	< 5.0	< 0.50	< 2.5	< 0.50	< 0.50	< 0.50	< 5.0	< 0.75
		TRY_MW-101D	Nov-22	< 0.50	< 0.50	< 0.50	< 1.0	< 2.5	< 2.5	< 5.0	< 0.50	< 2.5	< 0.50	< 0.50	< 0.50	< 5.0	< 0.75

TABLE 5A
SUMMARY OF DETECTED COMPOUNDS IN GROUNDWATER SAMPLES
Troy Mills Landfill Superfund Site
Troy, New Hampshire

Monitoring Well ID	Geological Unit of Well Screen	Sample ID	Sampling Event Date	Additional VOCs (ug/L)																		Other COCs
				1,1,1-Trichloroethane	1,1-Dichloroethane	1,1-Dichloroethene	1,2-Dichloroethane	1,4-Dichlorobenzene	2-Chlorotoluene	4-Methyl-2-pentanone (MIBK)	Acetone	Carbon Disulfide	Ethylbenzene	Isopropylbenzene (cumene)	sec-Butylbenzene	t-Butanol (TBA)	t-Butylbenzene	Trichlorofluoromethane	m/p-Xylene	o-Xylene	Xylenes	1,4-Dioxane
			Cas No.	71-55-6	75-34-3	75-35-4	107-06-2	106-46-7	95-49-8	108-10-1	67-64-1	75-15-0	100-41-4	98-82-8	135-98-8	75-65-0	98-06-6	75-69-4	179601-23-1	95-47-6	1330-20-7	123-91-1
			AGQS	200	81	7	5	75	100	2000	6000	70	700	800	260	40	260	2000	10000 [1]	10000 [1]	10000 [1]	0.32 [4]
			ROD ICL	na	na	na	na	na	na	na	na	na	na	na	na	na	na	na	10000	10000	na	3
			NHDES GW-2	27000	130	630	50	80	na	50000	na	na	1500	na	na	na	na	na	na	na	17000	na
Field Samples																						
TRY_MW-A28	Overburden	TRY_MW-A28	Jun-13	< 2	< 2	< 2	< 2	< 2	< 2	< 10	< 10	< 2	< 2	< 2	< 2	< 10	< 2	< 2	< 2	< 2	**3**	---
		TRY_MW-A28	Nov-14	< 2	< 2	< 2	< 2	< 2	< 2	< 10	< 10	< 2	**7**	**5.5**	**3.2**	< 10	< 2	< 2	**3.1**	< 2	**3.8**	---
		TRY_MW-A28 DUP	Nov-14	< 2	< 2	< 2	< 2	< 2	< 2	< 10	< 10	< 2	**6.5**	**5.1**	**3**	< 10	< 2	< 2	**2.7**	< 2	**3.3**	---
		TRY_MW-A28	May-16	< 2	< 2	< 2	< 2	< 2	< 2	< 10	< 10	< 2	**2.7**	**2.9**	**3.2**	< 10	< 2	< 2	< 4	< 2	< 6	---
		TRY_MW-A28 DUP	May-16	---	---	---	---	---	---	---	---	---	---	---	---	---	---	---	---	---	---	---
		TRY_MW-A28	Nov-18	< 2	< 2	< 1	< 2	< 2	< 2	< 10	< 50	< 2	< 2	< 2	< 2	< 30	< 2	< 2	< 2	< 2	---	< 0.25
		TRY_MW-A28 DUP	Nov-18	---	---	---	---	< 2	---	---	---	---	---	---	---	---	---	---	---	---	---	---
		TRY_MW-A28	Apr-20	< 0.50	< 0.75	< 0.50	< 0.50	< 2.5	< 2.5	< 5.0	< 5.0	< 5.0	< 0.50	**2.2**	**2.0**	< 10	< 2.5	< 2.5	< 1.0	< 1.0	< 1.0	< 0.139
		TRY_MW-A28 DUP	Apr-20	---	---	---	---	< 2.0	---	---	---	---	---	---	---	---	---	---	---	---	---	---
		TRY_MW-A28	Nov-22	< 0.50	< 0.75	< 0.50	< 0.50	< 2.5	< 2.5	< 5.0	**9.0**	< 5.0	< 0.50	**3.2**	**3.3**	< 10	< 2.5	< 2.5	< 1.0	< 1.0	< 1.0	< 0.134
		TRY_MW-A28 DUP	Nov-22	---	---	---	---	< 2.0	---	---	---	---	---	---	---	---	---	---	---	---	---	---
TRY_MW-C6S	Overburden	TRY_MW-C6S	Nov-14	< 2	< 2	< 2	**4.4**	< 2	< 2	< 10	< 10	< 2	< 2	< 2	**13**	< 10	**3.9**	< 2	< 2	< 2	< 2	**0.25**
		TRY_MW-C6S	May-16	< 2	< 2	< 2	**2.3**	< 2	< 2	< 10	< 10	< 2	< 2	< 2	**10**	< 10	**4.1**	< 2	< 4	< 2	< 6	---
		TRY_MW-C6S DUP	May-16	< 2	< 2	< 2	**2.4**	< 2	< 2	< 10	< 10	< 2	< 2	< 2	**10**	< 10	**3.9**	< 2	< 4	< 2	< 6	---
		TRY_MW-C6S	Oct-18	< 2	< 2	< 1	< 2	< 2	< 2	< 10	< 50	< 2	< 2	< 2	**11**	< 30	**4**	< 2	< 2	< 2	---	< 0.25
		TRY_MW-C6S DUP	Oct-18	< 2	< 2	< 1	< 2	< 2	< 2	< 10	< 50	< 2	< 2	< 2	**11**	< 30	**4**	< 2	< 2	< 2	---	< 0.25
		TRY_MW-C6S	Apr-20	< 0.50	< 0.75	< 0.50	< 0.50	< 2.5	< 2.5	< 5.0	< 5.0	< 5.0	< 0.50	< 0.50	**8.2**	< 10	**3.6**	< 2.5	< 1.0	< 1.0	< 1.0	< 0.139
		TRY_MW-C6S DUP	Apr-20	< 0.50	< 0.75	< 0.50	< 0.50	< 2.5	< 2.5	< 5.0	< 5.0	< 5.0	< 0.50	< 0.50	**8.6**	< 10	**3.8**	< 2.5	< 1.0	< 1.0	< 1.0	< 0.139
		TRY_MW-C6S	Nov-22	< 0.50	< 0.75	< 0.50	< 0.50	< 2.5	< 2.5	< 5.0	< 5.0	< 5.0	< 0.50	< 0.50	**7.6**	< 10	**3.7**	< 2.5	< 1.0	< 1.0	< 1.0	< 0.144
		TRY_MW-C6S DUP	Nov-22	< 0.50	< 0.75	< 0.50	< 0.50	< 2.5	< 2.5	< 5.0	< 5.0	< 5.0	< 0.50	< 0.50	**8.2**	< 10	**4.1**	< 2.5	< 1.0	< 1.0	< 1.0	< 0.144
TRY_MW-C6D	Overburden	TRY_MW-C6D	Jun-15	< 1	< 1	< 1	< 1	< 1	< 1	< 10	**37.4**	**1.1**	< 1	< 1	**2.4**	< 25	**1.6**	< 1	< 2	< 1	---	**0.37 B**
		TRY_MW-C6D	May-16	< 2	< 2	< 2	< 2	< 2	< 2	< 10	< 10	< 2	< 2	< 2	< 2	< 10	< 2	< 2	< 4	< 2	< 6	---
		TRY_MW-C6D	Oct-18	< 2	< 2	< 1	< 2	< 2	< 2	< 10	< 50	< 2	< 2	< 2	< 2	< 30	< 2	< 2	< 2	< 2	---	**0.49**
		TRY_MW-C6D	Apr-20	< 0.50	**0.97**	< 0.50	< 0.50	< 2.5	< 2.5	< 5.0	< 5.0	< 5.0	< 0.50	< 0.50	**0.89**	< 10	< 2.5	< 2.5	< 1.0	< 1.0	< 1.0	**0.893**
		TRY_MW-C6D	Nov-22	< 0.50	**1.7**	< 0.50	**0.67**	< 2.5	< 2.5	< 5.0	< 5.0	< 5.0	< 0.50	< 0.50	**1.6**	< 10	< 2.5	< 2.5	< 1.0	< 1.0	< 1.0	**1.47**
TRY_MW-101S	Overburden	TRY_MW-101S	Jun-15	< 1	< 1	< 1	< 1	< 1	< 1	< 10	< 25	< 1	**49**	**24.8**	**23**	< 25	**5.2**	< 1	**52.3**	**4.9**	---	< 0.25
		TRY_MW-101S	May-16	< 2	< 2	< 2	< 2	< 2	< 2	< 10	< 10	< 2	**50**	**23**	**17**	< 10	**4.6**	< 2	**21**	**3.3**	**24**	---
		TRY_MW-101S	Oct-18	< 2	< 2	< 1	< 2	< 2	< 2	< 10	< 50	< 2	**55**	**24**	**13**	< 30	< 2	< 2	**63**	**4**	---	< 0.25
		TRY_MW-101S	Apr-20	< 0.50	< 0.75	< 0.50	< 0.50	< 2.5	< 2.5	< 5.0	< 5.0	< 5.0	**29**	**9.3**	**3.0**	< 10	< 2.5	< 2.5	**25**	**2.5**	**28**	< 0.170
		TRY_MW-101S	Nov-22	Dry																		
TRY_MW-101D	Overburden	TRY_MW-101D	Jun-15	< 1	< 1	< 1	< 1	< 1	< 1	< 10	< 25	---	< 1	< 1	< 1	< 25	< 1	< 1	< 2	< 1	---	< 0.24
		TRY_MW-101D	May-16	< 2	< 2	**4.1**	< 2	< 2	< 2	< 10	< 10	< 2	< 2	< 2	< 2	< 10	< 2	< 2	< 4	< 2	< 6	---
		TRY_MW-101D	Nov-18	< 2	< 2	< 1	< 2	< 2	< 2	< 10	< 50	< 2	< 2	< 2	< 2	< 30	< 2	< 2	< 2	< 2	---	< 0.25
		TRY_MW-101D	Apr-20	< 0.50	< 0.75	< 0.50	< 0.50	< 2.5	< 2.5	< 5.0	< 5.0	< 5.0	< 0.50	< 0.50	< 0.50	< 10	< 2.5	< 2.5	< 1.0	< 1.0	< 1.0	**0.186**
		TRY_MW-101D	Nov-22	< 0.50	< 0.75	< 0.50	< 0.50	< 2.5	< 2.5	< 5.0	< 5.0	< 5.0	< 0.50	< 0.50	< 0.50	< 10	< 2.5	< 2.5	< 1.0	< 1.0	< 1.0	**0.20**

TABLE 5A
SUMMARY OF DETECTED COMPOUNDS IN GROUNDWATER SAMPLES
Troy Mills Landfill Superfund Site
Troy, New Hampshire

Monitoring Well ID	Geological Unit of Well Screen	Sample ID	Sampling Event Date	SVOCs of Concern (ug/L)						Additional SVOCs (ug/L)							Metal COCs		Additional Metals (mg/L)					
				Benzo(a)pyrene	Benzo(b)fluoranthene	Bis(Di)(2-ethylhexyl) phthalate	Dibenzo(a,h)anthracene	Naphthalene	Pentachlorophenol	3 & 4-Methylphenol	Benzyl butyl phthalate	Di-n-butylphthalate	Benzyl alcohol	4-Chloro-3-methylphenol	2-Methylnaphthalene	Di-n-octylphalate	Arsenic	Manganese	Barium	Cadmium	Chromium	Lead	Selenium	Iron
			Cas No.	50-32-8	205-99-2	117-81-7	53-70-3	91-20-3	87-86-5	34METHPH	85-68-7	84-74-2	100-51-6	59-50-7	91-57-6	117-84-0	7440-38-2	7439-96-5	7440-39-3	7440-43-9	7440-47-3	7439-92-1	7782-49-2	7439-89-6
			AGQS	0.2	0.1	6	0.1	100 [3]	1	40 [2]	na	800	na	na	280	na	0.005 [5]	0.3 [6]	2	0.005	0.1	0.015	0.05	na
			ROD ICL	0.2	0.1	6	0.1	20	1	na	na	na	na	na	na	na	0.05	0.3	na	na	na	na	na	na
			NHDES GW-2	na	na	na	na	1700	na	na	na	na	na	na	na	na	na	na	na	na	na	na	na	na
Field Samples																								
TRY_MW-A28	Overburden	TRY_MW-A28	Jun-13	< 10	< 10	**11**	< 10	< 10	---	---	< 10	< 10	---	---	< 10	< 10	---	**0.689**	---	---	---	---	---	---
		TRY_MW-A28	Nov-14	< 10	< 10	**33**	< 10	< 10	< 20	< 10	< 10	< 10	< 10	< 10	< 10	< 10	**0.0012**	**1.26**	---	---	---	---	---	---
		TRY_MW-A28 DUP	Nov-14	< 10	< 10	**25**	< 10	< 10	< 20	< 10	< 10	< 10	< 10	< 10	< 10	< 10	**0.0012**	**1.28**	---	---	---	---	---	---
		TRY_MW-A28	May-16	< 10	< 10	**18 Q, Z, B***	< 10	< 10	< 20	< 10	< 10	< 10	< 10	< 10	< 10	< 10	---	**0.859**	---	---	---	---	---	---
		TRY_MW-A28 DUP	May-16	< 10	< 10	**8.5 Q, Z, B***	< 10	< 10	< 20	< 10	< 10	< 10	< 10	< 10	< 10	< 10	---	---	---	---	---	---	---	---
		TRY_MW-A28	Nov-18	< 0.2	< 0.5	**45**	< 0.5	< 0.5	< 10	< 2	< 5	< 5	< 2	< 2	< 0.5	< 5	< 0.005	**0.38**	---	---	---	---	---	---
		TRY_MW-A28 DUP	Nov-18	< 0.2	< 0.5	**42**	< 0.5	< 0.5	< 10	< 2	< 5	< 5	< 2	< 2	< 0.5	< 5	---	---	---	---	---	---	---	---
		TRY_MW-A28	Apr-20	< 0.10	< 0.10	**53 Z**	< 0.10	**0.28**	< 0.80	< 5.0	< 5.0	< 5.0	< 2.0	< 2.0	< 0.10	< 5.0	< 0.00050	**0.2946**	---	---	---	---	---	---
		TRY_MW-A28 DUP	Apr-20	< 0.10	< 0.10	**100 Z**	< 0.10	**0.16 Z**	< 0.80	< 5.0	< 5.0	< 5.0	< 2.0	< 2.0	< 0.10	< 5.0	---	---	---	---	---	---	---	---
		TRY_MW-A28	Nov-22	< 0.10	< 0.10	**18 Z**	< 0.10	**0.12**	< 0.80	< 5.0	< 5.0	< 5.0	< 2.0	< 2.0	< 0.10	< 5.0	---	**0.6008**	---	---	---	---	---	---
		TRY_MW-A28 DUP	Nov-22	< 0.10	< 0.10	**13 Z**	< 0.10	**0.21 Z**	< 0.80	< 5.0	< 5.0	< 5.0	< 2.0	< 2.0	< 0.10	< 5.0	---	---	---	---	---	---	---	---
TRY_MW-C6S	Overburden	TRY_MW-C6S	Nov-14	< 10	< 10	< 5	< 10	< 10	< 20	< 10	< 10	< 10	< 10	< 10	< 10	< 10	< 0.001	**10.6**	---	---	---	---	---	---
		TRY_MW-C6S	May-16	< 10	< 10	< 5	< 10	< 10	< 20	< 10	< 10	< 10	< 10	< 10	< 10	< 10	---	**11.3**	---	---	---	---	---	---
		TRY_MW-C6S DUP	May-16	---	---	---	---	---	---	---	---	---	---	---	---	---	---	**11.2**	---	---	---	---	---	---
		TRY_MW-C6S	Oct-18	< 0.2	< 0.5	< 5	< 0.5	< 0.5	< 10	< 2	< 5	< 5	< 2	< 2	< 0.5	< 5	< 0.005	**11**	---	---	---	---	---	---
		TRY_MW-C6S DUP	Oct-18	---	---	---	---	---	---	---	---	---	---	---	---	---	< 0.005	**11**	---	---	---	---	---	---
		TRY_MW-C6S	Apr-20	< 0.10	< 0.10	< 3.0	< 0.10	< 0.10	< 0.80	< 5.0	< 5.0	< 5.0	< 2.0	< 2.0	< 0.10	< 5.0	< 0.00050	**8.566**	---	---	---	---	---	---
		TRY_MW-C6S DUP	Apr-20	---	---	---	---	---	---	---	---	---	---	---	---	---	< 0.00050	**9.103**	---	---	---	---	---	---
		TRY_MW-C6S	Nov-22	< 0.10	< 0.10	< 3.0	< 0.10	< 0.10	< 0.80	< 5.0	< 5.0	< 5.0	< 2.0	< 2.0	< 0.10	< 5.0	---	**12.72**	---	---	---	---	---	---
		TRY_MW-C6S DUP	Nov-22	---	---	---	---	---	---	< 5.0	---	---	---	---	---	---	---	**12.57**	---	---	---	---	---	---
TRY_MW-C6D	Overburden	TRY_MW-C6D	Jun-15	< 0.05	< 0.05	< 5.6	< 0.05	< 1	< 0.75	< 18.7	< 9.3	< 9.3	---	---	---	< 9.3	**0.001**	**0.262**	---	---	---	---	---	---
		TRY_MW-C6D	May-16	< 10	< 10	< 5	< 10	< 10	< 20	< 10	< 10	< 10	< 10	< 10	< 10	< 10	---	**0.315**	---	---	---	---	---	---
		TRY_MW-C6D	Oct-18	< 0.2	< 0.5	< 5	< 0.5	< 0.5	< 10	< 2	< 5	< 5	< 2	< 2	< 0.5	< 5	< 0.005	**0.27**	---	---	---	---	---	---
		TRY_MW-C6D	Apr-20	< 0.10	< 0.10	< 3.0	< 0.10	< 0.10	< 0.80	< 5.0	< 5.0	< 5.0	< 2.0	< 2.0	< 0.10	< 5.0	**0.00065**	**0.4155**	---	---	---	---	---	---
		TRY_MW-C6D	Nov-22	< 0.10	< 0.10	< 3.0	< 0.10	< 0.10	< 0.80	< 5.0	< 5.0	< 5.0	< 2.0	< 2.0	< 0.10	< 5.0	---	**0.4808**	---	---	---	---	---	---
TRY_MW-101S	Overburden	TRY_MW-101S	Jun-15	< 0.05	< 0.05	< 6.1	< 0.05	**24.2**	< 0.81	< 10.1	< 10.1	< 10.1	---	---	---	< 10.1	< 0.001	**6.5**	---	---	---	---	---	---
		TRY_MW-101S	May-16	< 10	< 10	< 5	< 10	**16**	< 20	< 10	< 10	< 10	< 10	< 10	< 10	< 10	---	**5.89**	---	---	---	---	---	---
		TRY_MW-101S	Oct-18	< 0.2	< 0.5	< 5	< 0.5	**9.5**	< 10	< 2	< 5	< 5	< 2	< 2	< 0.5	< 5	< 0.005	**5.2**	---	---	---	---	---	---
		TRY_MW-101S	Apr-20	< 0.10	< 0.10	**7.7**	< 0.10	**5.7**	< 0.80	< 5.0	< 5.0	< 5.0	< 2.0	< 2.0	**0.11**	< 5.0	**0.00395**	**6.396**	---	---	---	---	---	---
		TRY_MW-101S	Nov-22																					
TRY_MW-101D	Overburden	TRY_MW-101D	Jun-15	< 0.05	< 0.05	**5.8**	< 0.05	< 1	< 0.77	< 19.2	< 9.6	< 9.6	---	---	---	< 9.6	< 0.001	**0.331**	---	---	---	---	---	---
		TRY_MW-101D	May-16	< 10	< 10	< 5	< 10	< 10	< 20	< 10	< 10	< 10	< 10	< 10	< 10	< 10	---	**0.288**	---	---	---	---	---	---
		TRY_MW-101D	Nov-18	< 0.2	< 0.5	< 5	< 0.5	< 0.5	< 10	< 2	< 5	< 5	< 2	< 2	< 0.5	< 5	< 0.005	**0.39**	---	---	---	---	---	---
		TRY_MW-101D	Apr-20	< 0.10	< 0.10	< 3.0	< 0.10	< 0.10	< 0.80	< 5.0	< 5.0	< 5.0	< 2.0	< 2.0	< 0.10	< 5.0	**0.00128**	**0.2536**	---	---	---	---	---	---
		TRY_MW-101D	Nov-22	< 0.10	< 0.10	< 3.0	< 0.10	< 0.10	< 0.80	< 5.0	< 5.0	< 5.0	< 2.0	< 2.0	< 0.10	< 5.0	---	**0.2860**	---	---	---	---	---	---

TABLE 5A
SUMMARY OF DETECTED COMPOUNDS IN GROUNDWATER SAMPLES
Troy Mills Landfill Superfund Site
Troy, New Hampshire

Monitoring Well ID	Geological Unit of Well Screen	Sample ID	Sampling Event Date	VOCs of Concern (ug/L)													
				Tetrachloroethene	Trichloroethene	cis-1,2-Dichloroethene	Vinyl Chloride	1,2,4-Trimethylbenzene	1,3,5-Trimethylbenzene	2-Butanone(MEK)	Benzene	Naphthalene	N-Butylbenzene	N-Propylbenzene	p-Isopropyltoluen	Tetrahydrofuran	Toluene
			Cas No.	127-18-4	79-01-6	156-59-2	75-01-4	95-63-6	108-67-8	78-93-3	71-43-2	91-20-3	104-51-8	103-65-1	99-87-6	109-99-9	108-88-3
			AGQS	5	5	70	2	330	330	4000	5	100 [3]	260	260	260	600	1000
			ROD ICL	5	5	70	2	330	330	4000	5	20	260	260	260	154	1000
			NHDES GW-2	240	20	na	4	1300	na	50000	2900	1700	na	na	na	na	50000
Field Samples																	
TRY_MW-102	Predominantly Overburden	TRY_MW-102	Oct-05	< 1	< 1	< 1	< 1	< 1	< 1	< 1	< 1	< 5	< 1	< 1	< 1	< 1	< 1
		TRY_MW-102	Dec-06	< 2	< 2	< 10	< 2	< 2	< 2	< 2	< 2	< 10	< 2	< 10	< 2	< 2	< 2
		TRY_MW-102 28.5	Jun-10	< 2	< 2	< 2	< 2	< 2	< 2	< 10	< 2	< 10	< 2	< 2	< 2	< 10	< 2
		TRY_MW-102 28.5 DUP	Jun-10	< 2	< 2	< 2	< 2	< 2	< 2	< 10	< 2	< 10	< 2	< 2	< 2	< 10	< 2
		TRY_MW-102	Jun-11	< 2.0	< 2.0	< 2.0	< 2.0	< 2.0	< 2.0	< 10	< 2.0	< 2.0	< 2.0	< 2.0	< 2.0	< 10	< 2.0
		TRY_MW-102 DUP	Jun-11	---	---	---	---	---	---	---	---	---	---	---	---	---	---
		TRY_MW-102	Nov-14	< 2	< 2	< 2	< 2	< 2	< 2	< 10	< 2	< 2	< 2	< 2	< 2	< 10	< 2
		TRY_MW-102	May-16	< 2	< 2	< 2	< 2	< 2	< 2	< 10	< 2	< 2	< 2	< 2	< 2	< 10	< 2
		TRY_MW-102	Nov-18	< 2	< 2	< 2	< 2	< 2	< 2	< 10	< 2	< 5	< 2	< 2	< 2	< 10	< 2
		TRY_MW-102	Apr-20	< 0.50	< 0.50	< 0.50	< 1.0	< 2.5	< 2.5	< 5.0	< 0.50	< 2.5	< 0.50	< 0.50	< 0.50	< 5.0	< 0.75
		TRY_MW-102	Nov-22	< 0.50	< 0.50	< 0.50	< 1.0	< 2.5	< 2.5	< 5.0	< 0.50	< 2.5	< 0.50	< 0.50	< 0.50	< 5.0	< 0.75
TRY_MW-104S	Overburden	TRY_MW-104S	Aug-04	< 2	< 2	**12**	< 2	< 2	< 2	---	< 2	< 10	---	< 2	< 2	< 10	< 2
		TRY_MW-104S	Oct-05	< 1	< 1	< 1	< 1	< 1	< 1	< 1	**1.4**	< 5	< 1	< 1	< 1	< 1	< 1
		TRY_MW-104S	Dec-06	< 2	< 2	**6.8**	< 2	< 2	< 2	< 10	< 2	< 10	< 2	< 2	< 2	< 10	< 2
		TRY_MW-104S	Jul-08	< 2	< 2	**4**	**4.1**	< 2	< 2	< 10	< 2	< 2	< 2	< 2	< 2	< 10	< 2
		TRY_MW-104S	Dec-08	< 2	< 2	**6.5**	**2.7**	< 2	< 2	< 10	< 2	< 10	< 2	< 2	< 2	< 10	< 2
		TRY_MW-104S	Jun-09	< 2	< 2	**2.5**	**2.2**	< 2	< 2	< 10	< 2	< 10	< 2	< 2	< 2	< 10	< 2
		TRY_MW-104S	Oct-09	< 2	< 2	**4.2**	**3.8**	< 2	< 2	< 10	< 2	< 10	< 2	< 2	< 2	< 10	< 2
		TRY_MW-104S	Jun-11	< 2.0	< 2.0	**4.8**	< 2.0	< 2.0	< 2.0	< 10	< 2.0	< 2.0	< 2.0	< 2.0	< 2.0	< 10	< 2.0
		TRY_MW-104S	Jun-13	< 2	< 2	**3**	< 2	< 2	< 2	< 10	< 2	< 2	< 2	< 2	< 2	< 10	< 2
		TRY_MW-104S	Nov-14	< 2	< 2	**2.2**	< 2	< 2	< 2	< 10	< 2	< 2	< 2	< 2	< 2	< 10	< 2
		TRY_MW-104S	May-16	< 2	< 2	**2.5**	< 2	< 2	< 2	< 10	< 2	< 2	< 2	< 2	< 2	< 10	< 2
		TRY_MW-104S	Oct-18	< 2	< 2	**2**	< 2	< 2	< 2	< 10	< 2	< 5	< 2	< 2	< 2	< 10	< 2
		TRY_MW-104S	Apr-20	< 0.50	< 0.50	**2.1**	< 1.0	< 2.5	< 2.5	< 5.0	< 0.50	< 2.5	< 0.50	< 0.50	< 0.50	< 5.0	< 0.75
		TRY_MW-104S	Nov-22	< 0.50	< 0.50	**1.2**	< 1.0	< 2.5	< 2.5	< 5.0	< 0.50	< 2.5	< 0.50	< 0.50	< 0.50	< 5.0	< 0.75
TRY_MW-104D	Overburden	TRY_MW-104D	Oct-05	< 1	< 1	< 1	< 1	< 1	< 1	< 1	< 1	< 5	< 1	< 1	< 1	< 1	< 1
		TRY_MW-104D	Dec-06	< 0.4	< 2	< 2	< 2	< 2	< 2	< 10	< 0.3	< 10	< 2	< 2	< 2	< 10	< 2
		TRY_MW-104D	Oct-09	---	---	---	---	---	---	---	---	---	---	---	---	---	---
		TRY_MW-104D	Jun-11	< 2.0	< 2.0	< 2.0	< 2.0	< 2.0	< 2.0	< 10	< 2.0	< 2.0	< 2.0	< 2.0	< 2.0	< 10	< 2.0
		TRY_MW-104D	Jun-13	< 2	< 2	< 2	< 2	< 2	< 2	< 10	< 2	< 2	< 2	< 2	< 2	< 10	< 2
		TRY_MW-104D	Nov-14	< 2	< 2	< 2	< 2	< 2	< 2	< 10	< 2	< 2	< 2	< 2	< 2	< 10	< 2
		TRY_MW-104D	May-16	< 2	< 2	< 2	< 2	< 2	< 2	< 10	< 2	< 2	< 2	< 2	< 2	< 10	< 2
		TRY_MW-104D	Oct-18	< 2	< 2	< 2	< 2	< 2	< 2	< 10	< 2	< 5	< 2	< 2	< 2	< 10	< 2
		TRY_MW-104D	Apr-20	< 0.50	< 0.50	< 0.50	< 1.0	< 2.5	< 2.5	< 5.0	< 0.50	< 2.5	< 0.50	< 0.50	< 0.50	< 5.0	< 0.75
		TRY_MW-104D	Nov-22	< 0.50	< 0.50	< 0.50	< 1.0	< 2.5	< 2.5	< 5.0	< 0.50	< 2.5	< 0.50	< 0.50	< 0.50	< 5.0	< 0.75

TABLE 5A
SUMMARY OF DETECTED COMPOUNDS IN GROUNDWATER SAMPLES
Troy Mills Landfill Superfund Site
Troy, New Hampshire

Monitoring Well ID	Geological Unit of Well Screen	Sample ID	Sampling Event Date	Additional VOCs (ug/L)																			Other COCs
				1,1,1-Trichloroethane	1,1-Dichloroethane	1,1-Dichloroethene	1,2-Dichloroethane	1,4-Dichlorobenzene	2-Chlorotoluene	4-Methyl-2-pentanone (MIBK)	Acetone	Carbon Disulfide	Ethylbenzene	Isopropylbenzene (cumene)	sec-Butylbenzene	t-Butanol (TBA)	t-Butylbenzene	Trichlorofluoromethane	m/p-Xylene	o-Xylene	Xylenes	1,4-Dioxane
			Cas No.	71-55-6	75-34-3	75-35-4	107-06-2	106-46-7	95-49-8	108-10-1	67-64-1	75-15-0	100-41-4	98-82-8	135-98-8	75-65-0	98-06-6	75-69-4	179601-23-1	95-47-6	1330-20-7	123-91-1
			AGQS	200	81	7	5	75	100	2000	6000	70	700	800	260	40	260	2000	10000 [1]	10000 [1]	10000 [1]	0.32 [4]
			ROD ICL	na	na	na	na	na	na	na	na	na	na	na	na	na	na	na	10000	10000	na	3
			NHDES GW-2	27000	130	630	50	80	na	50000	na	na	1500	na	na	na	na	na	na	na	17000	na
Field Samples																							
TRY_MW-102	Predominantly Overburden	TRY_MW-102	Oct-05	< 1	< 1	< 1	< 1	< 1	< 1	< 1	< 1	---	< 1	< 1	< 1	---	< 1	< 1	< 2	< 1	---	---
		TRY_MW-102	Dec-06	< 2	< 2	< 2	< 2	< 2	< 2	< 10	< 10	---	< 2	< 2	< 2	**11**	< 2	< 2	< 2	< 2	---	---
		TRY_MW-102 28.5	Jun-10	< 2	< 2	< 2	< 2	< 2	< 2	< 10	< 10	---	< 2	< 2	< 2	< 10	< 2	< 2	< 2	< 2	---	---
		TRY_MW-102 28.5 DUP	Jun-10	< 2	< 2	< 2	< 2	< 2	< 2	< 10	< 10	---	< 2	< 2	< 2	< 2	< 2	< 2	< 2	< 2	---	---
		TRY_MW-102	Jun-11	< 2.0	< 2.0	< 2.0	< 2.0	< 2.0	< 2.0	< 10	< 10	< 2.0	< 2.0	< 2.0	< 2.0	< 10	< 2.0	< 2.0	< 2.0	< 2.0	< 2.0	< 0.20
		TRY_MW-102 DUP	Jun-11	---	---	---	---	---	---	---	---	---	---	---	---	---	---	---	---	---	---	---
		TRY_MW-102	Nov-14	< 2	< 2	< 2	< 2	< 2	< 2	< 10	< 10	< 2	< 2	< 2	< 2	< 10	< 2	< 2	< 2	< 2	< 2	< 0.2
		TRY_MW-102	May-16	< 2	< 2	< 2	< 2	< 2	< 2	< 10	< 10	< 2	< 2	< 2	< 2	< 10	< 2	< 2	< 4	< 2	< 6	< 0.25
		TRY_MW-102	Nov-18	< 2	< 2	< 1	< 2	< 2	< 2	< 10	< 50	< 2	< 2	< 2	< 2	< 30	< 2	< 2	< 2	< 2	---	< 0.25
		TRY_MW-102	Apr-20	< 0.50	< 0.75	< 0.50	< 0.50	< 2.5	< 2.5	< 5.0	< 5.0	< 5.0	< 0.50	< 0.50	< 0.50	< 10	< 2.5	< 2.5	< 1.0	< 1.0	< 1.0	< 0.144
		TRY_MW-102	Nov-22	< 0.50	< 0.75	< 0.50	< 0.50	< 2.5	< 2.5	< 5.0	< 5.0	< 5.0	< 0.50	< 0.50	< 0.50	< 10	< 2.5	< 2.5	< 1.0	< 1.0	< 1.0	< 0.134
TRY_MW-104S	Overburden	TRY_MW-104S	Aug-04	< 2	< 2	< 2	< 2	< 2	---	< 10	< 10	---	< 2	< 2	< 2	< 10	< 2	---	< 2	< 2	---	---
		TRY_MW-104S	Oct-05	< 1	**4.7**	< 1	< 1	< 1	< 1	< 1	< 1	---	< 1	< 1	**2.4**	---	**1.7**	< 1	< 2	< 1	---	---
		TRY_MW-104S	Dec-06	< 2	< 2	< 2	< 2	< 2	< 2	< 10	< 10	---	< 2	< 2	< 2	< 10	< 2	< 2	< 2	< 2	---	---
		TRY_MW-104S	Jul-08	< 2	< 2	< 2	< 2	< 2	< 2	< 10	< 10	< 2	< 2	< 2	< 2	< 10	< 2	< 2	< 2	< 2	< 2	< 2
		TRY_MW-104S	Dec-08	< 2	**2.1**	< 2	< 2	< 2	< 2	< 10	< 10	---	< 2	< 2	< 2	< 10	< 2	< 2	< 2	< 2	---	---
		TRY_MW-104S	Jun-09	< 2	< 2	< 2	< 2	< 2	< 2	< 10	< 10	---	< 2	< 2	< 2	< 10	< 2	< 2	< 2	< 2	---	---
		TRY_MW-104S	Oct-09	< 2	**2.3**	< 2	< 2	< 2	< 2	< 10	< 10	---	< 2	< 2	**2.2**	< 10	< 2	< 2	< 2	< 2	---	---
		TRY_MW-104S	Jun-11	< 2.0	**2.1**	< 2.0	< 2.0	< 2.0	< 2.0	< 10	< 10	< 2.0	< 2.0	< 2.0	**2.4**	< 10	< 2.0	< 2.0	< 2.0	< 2.0	< 2.0	---
		TRY_MW-104S	Jun-13	< 2	< 2	< 2	< 2	< 2	< 2	< 10	< 10	< 2	< 2	< 2	**2.1**	< 10	< 2	< 2	< 2	< 2	< 2	---
		TRY_MW-104S	Nov-14	< 2	< 2	< 2	< 2	< 2	< 2	< 10	< 10	< 2	< 2	< 2	< 2	< 10	< 2	< 2	< 2	< 2	< 2	---
		TRY_MW-104S	May-16	< 2	< 2	< 2	< 2	< 2	< 2	< 10	< 10	< 2	< 2	< 2	**3.1**	< 10	**2.1**	< 2	< 4	< 2	< 6	---
		TRY_MW-104S	Oct-18	< 2	< 2	< 1	< 2	< 2	< 2	< 10	< 50	< 2	< 2	< 2	**3**	< 30	**2**	< 2	< 2	< 2	---	< 0.25
		TRY_MW-104S	Apr-20	< 0.50	**0.77**	< 0.50	< 0.50	< 2.5	< 2.5	< 5.0	< 5.0	< 5.0	< 0.50	< 0.50	**3.6**	< 10	< 2.5	< 2.5	< 1.0	< 1.0	< 1.0	**0.188**
		TRY_MW-104S	Nov-22	< 0.50	< 0.75	< 0.50	< 0.50	< 2.5	< 2.5	< 5.0	< 5.0	< 5.0	< 0.50	< 0.50	**2.4**	< 10	< 2.5	< 2.5	< 1.0	< 1.0	< 1.0	< 0.144
TRY_MW-104D	Overburden	TRY_MW-104D	Oct-05	< 1	< 1	< 1	< 1	< 1	< 1	< 1	< 1	---	< 1	< 1	< 1	---	< 1	< 1	< 2	< 1	---	---
		TRY_MW-104D	Dec-06	< 2	< 2	< 2	< 0.4	< 2	< 2	< 10	< 10	---	< 2	< 2	< 2	< 10	< 2	< 2	< 2	< 2	---	---
		TRY_MW-104D	Oct-09	---	---	---	---	---	---	---	---	---	---	---	---	---	---	---	---	---	---	< 2
		TRY_MW-104D	Jun-11	< 2.0	< 2.0	< 2.0	< 2.0	< 2.0	< 2.0	< 10	< 10	< 2.0	< 2.0	< 2.0	< 2.0	< 10	< 2.0	< 2.0	< 2.0	< 2.0	< 2.0	---
		TRY_MW-104D	Jun-13	< 2	< 2	< 2	< 2	< 2	< 2	< 10	< 10	< 2	< 2	< 2	< 2	< 10	< 2	< 2	< 2	< 2	< 2	---
		TRY_MW-104D	Nov-14	< 2	< 2	< 2	< 2	< 2	< 2	< 10	< 10	< 2	< 2	< 2	< 2	< 10	< 2	< 2	< 2	< 2	< 2	---
		TRY_MW-104D	May-16	< 2	< 2	< 2	< 2	< 2	< 2	< 10	< 10	< 2	< 2	< 2	< 2	< 10	< 2	< 2	< 4	< 2	< 6	---
		TRY_MW-104D	Oct-18	< 2	< 2	< 1	< 2	< 2	< 2	< 10	< 50	< 2	< 2	< 2	< 2	< 30	< 2	< 2	< 2	< 2	---	< 0.25
		TRY_MW-104D	Apr-20	< 0.50	< 0.75	< 0.50	< 0.50	< 2.5	< 2.5	< 5.0	< 5.0	< 5.0	< 0.50	< 0.50	< 0.50	< 10	< 2.5	< 2.5	< 1.0	< 1.0	< 1.0	< 0.156
		TRY_MW-104D	Nov-22	< 0.50	< 0.75	< 0.50	< 0.50	< 2.5	< 2.5	< 5.0	< 5.0	< 5.0	< 0.50	< 0.50	< 0.50	< 10	< 2.5	< 2.5	< 1.0	< 1.0	< 1.0	< 0.139

TABLE 5A
SUMMARY OF DETECTED COMPOUNDS IN GROUNDWATER SAMPLES
Troy Mills Landfill Superfund Site
Troy, New Hampshire

Monitoring Well ID	Geological Unit of Well Screen	Sample ID	Sampling Event Date	SVOCs of Concern (ug/L)						Additional SVOCs (ug/L)							Metal COCs		Additional Metals (mg/L)					
				Benzo(a)pyrene	Benzo(b)fluoranthene	Bis(Di)(2-ethylhexyl) phthalate	Dibenzo(a,h)anthracene	Naphthalene	Pentachlorophenol	3 & 4-Methylphenol	Benzyl butyl phthalate	Di-n-butylphthalate	Benzyl alcohol	4-Chloro-3-methylphenol	2-Methylnaphthalene	Di-n-octylphalate	Arsenic	Manganese	Barium	Cadmium	Chromium	Lead	Selenium	Iron
			Cas No.	50-32-8	205-99-2	117-81-7	53-70-3	91-20-3	87-86-5	34METHPH	85-68-7	84-74-2	100-51-6	59-50-7	91-57-6	117-84-0	7440-38-2	7439-96-5	7440-39-3	7440-43-9	7440-47-3	7439-92-1	7782-49-2	7439-89-6
			AGQS	0.2	0.1	6	0.1	100 [3]	1	40 [2]	na	800	na	na	280	na	0.005 [5]	0.3 [6]	2	0.005	0.1	0.015	0.05	na
			ROD ICL	0.2	0.1	6	0.1	20	1	na	na	na	na	na	na	na	0.05	0.3	na	na	na	na	na	na
			NHDES GW-2	na	na	na	na	1700	na	na	na	na	na	na	na	na	na	na	na	na	na	na	na	na
Field Samples																								
TRY_MW-102	Predominantly Overburden	TRY_MW-102	Oct-05	< 5	< 5	< 5	< 5	< 1	< 5	< 10	< 5	< 5	---	---	---	< 5	< 0.2	**1.1**	**0.041**	< 0.03	< 0.03	< 0.1	< 0.1	**57.7**
		TRY_MW-102	Dec-06	< 10	< 10	< 10	< 10	< 2	< 20	< 10	< 10	< 10	---	---	---	< 10	< 0.001	**3.15**	**0.0434**	**0.002**	**0.0064**	**0.001**	**0.005**	**57.7**
		TRY_MW-102 28.5	Jun-10	< 10	< 10	**5 J**	< 10	< 2	< 20	< 10	< 10	< 10	---	---	---	< 10	< 0.001	**3.58**	**0.0332**	< 0.002	< 0.005	< 0.001	< 0.005	**62.4**
		TRY_MW-102 28.5 DUP	Jun-10	< 10	< 10	**9.3 J**	< 10	< 2	< 20	< 10	< 10	< 10	---	---	---	< 10	< 0.001	**3.64**	**0.0332**	< 0.002	< 0.005	< 0.001	< 0.005	**63**
		TRY_MW-102	Jun-11	< 10	< 10	< 5.0	< 10	< 10	< 20	< 10	< 10	< 10	< 10	< 10	< 10	< 10	< 0.0010	**1.51**	**0.0319**	< 0.0020	< 0.0050	< 0.0010	< 0.0050	**5.28**
		TRY_MW-102 DUP	Jun-11	< 10	< 10	< 5.0	< 10	< 10	< 20	< 10	< 10	< 10	< 10	< 10	< 10	< 10	---	---	---	---	---	---	---	---
		TRY_MW-102	Nov-14	< 10	< 10	< 5	< 10	< 10	< 20	< 10	< 10	< 10	< 10	< 10	< 10	< 10	**0.0011**	**5.49 B***	---	---	---	---	---	---
		TRY_MW-102	May-16	< 10	< 10	< 5	< 10	< 10	< 20	< 10	< 10	< 10	< 10	< 10	< 10	< 10	---	**6.09**	---	---	---	---	---	---
		TRY_MW-102	Nov-18	< 0.2	< 0.5	< 5	< 0.5	< 0.5	< 10	< 2	< 5	< 5	< 2	< 2	< 0.5	< 5	< 0.005	**3.3 T**	---	---	---	---	---	---
		TRY_MW-102	Apr-20	< 0.10	< 0.10	< 3.0	< 0.10	< 0.10	< 0.80	< 5.0	< 5.0	< 5.0	< 2.0	< 2.0	< 0.10	< 5.0	**0.00053 T**	**1.553 T**	---	---	---	---	---	---
		TRY_MW-102	Nov-22	< 0.10	< 0.10	< 3.0	< 0.10	< 0.10	< 0.80	< 5.0	< 5.0	< 5.0	< 2.0	< 2.0	< 0.10	< 5.0	---	**2.260 T***	---	---	---	---	---	---
TRY_MW-104S	Overburden	TRY_MW-104S	Aug-04	< 10	< 10	< 10	< 10	< 2	< 25	< 10	< 10	< 10	---	---	---	< 10	---	---	---	---	---	---	---	---
		TRY_MW-104S	Oct-05	< 5	< 5	< 5	< 5	< 1	< 5	< 10	< 5	< 5	---	---	---	< 5	< 0.2	**19**	**0.041**	< 0.03	< 0.03	< 0.1	< 0.1	**1.1**
		TRY_MW-104S	Dec-06	< 10	< 10	< 10	< 10	< 2	< 20	< 10	< 10	< 10	---	---	---	< 10	< 0.001	**14.2**	**0.0199**	**0.002**	**0.005**	**0.001**	**0.005**	**37.5**
		TRY_MW-104S	Jul-08	< 10	< 10	< 5	< 10	< 10	< 20	< 10	< 10	< 10	< 10	< 10	< 10	< 10	**0.001**	**6.63**	**0.0286**	< 0.002	< 0.005	< 0.001	< 0.005	**36.4**
		TRY_MW-104S	Dec-08	< 10	< 10	< 5	< 10	< 2	< 20	< 10	< 10	< 10	---	---	---	< 10	---	**13.7**	---	---	---	---	---	---
		TRY_MW-104S	Jun-09	< 10	< 10	< 5	< 10	< 2	< 20	< 10	< 10	< 10	---	---	---	< 10	---	**9.13**	---	---	---	---	---	---
		TRY_MW-104S	Oct-09	< 10	< 10	< 5	< 10	< 2	< 20	< 10	< 10	< 10	---	---	---	< 10	---	**14.9**	---	---	---	---	---	---
		TRY_MW-104S	Jun-11	< 10	< 10	< 5.0	< 10	< 10	< 20	< 10	< 10	< 10	< 10	< 10	< 10	< 10	---	**11.0**	---	---	---	---	---	---
		TRY_MW-104S	Jun-13	< 10	< 10	< 5	< 10	< 10	---	---	< 10	< 10	---	---	< 10	< 10	---	**9.62**	---	---	---	---	---	---
		TRY_MW-104S	Nov-14	< 10	< 10	< 5	< 10	< 10	< 20	< 10	< 10	< 10	< 10	< 10	< 10	< 10	**0.0021**	**10.7**	---	---	---	---	---	---
		TRY_MW-104S	May-16	< 10	< 10	< 5	< 10	< 10	< 20	< 10	< 10	< 10	< 10	< 10	< 10	< 10	---	**14**	---	---	---	---	---	---
		TRY_MW-104S	Oct-18	< 0.2	< 0.5	< 5	< 0.5	< 0.5	< 10	< 2	< 5	< 5	< 2	< 2	< 0.5	< 5	< 0.005	**15**	---	---	---	---	---	---
		TRY_MW-104S	Apr-20	< 0.10	< 0.10	< 3.0	< 0.10	< 0.10	< 0.80	< 5.0	< 5.0	< 5.0	< 2.0	< 2.0	< 0.10	< 5.0	**0.00181**	**12.79**	---	---	---	---	---	---
		TRY_MW-104S	Nov-22	< 0.10	< 0.10	< 3.0	< 0.10	< 0.10	< 0.80	< 5.0	< 5.0	< 5.0	< 2.0	< 2.0	< 0.10	< 5.0	---	**9.546**	---	---	---	---	---	---
TRY_MW-104D	Overburden	TRY_MW-104D	Oct-05	< 5	< 5	< 5	< 5	< 1	< 5	< 10	< 5	< 5	---	---	---	< 5	< 0.2	**0.63**	**0.041**	< 0.03	< 0.03	< 0.1	< 0.1	**0.1**
		TRY_MW-104D	Dec-06	< 10	< 10	< 10	< 10	< 2	< 20	< 10	< 10	< 10	---	---	---	< 10	**0.0011**	**0.409**	**0.0063**	**0.002**	**0.005**	**0.001**	**0.005**	**0.554**
		TRY_MW-104D	Oct-09	---	---	---	---	---	---	---	---	---	---	---	---	---	---	---	---	---	---	---	---	---
		TRY_MW-104D	Jun-11	< 10	< 10	< 5.0	< 10	< 10	< 20	< 10	< 10	< 10	< 10	< 10	< 10	< 10	---	**0.227**	---	---	---	---	---	---
		TRY_MW-104D	Jun-13	< 10	< 10	< 5	< 10	< 10	---	---	< 10	< 10	---	---	< 10	< 10	---	**0.27**	---	---	---	---	---	---
		TRY_MW-104D	Nov-14	< 10	< 10	< 5	< 10	< 10	< 20	< 10	< 10	< 10	< 10	< 10	< 10	< 10	**0.0015**	**0.717**	---	---	---	---	---	---
		TRY_MW-104D	May-16	< 10	< 10	< 5	< 10	< 10	< 20	< 10	< 10	< 10	< 10	< 10	< 10	< 10	---	**0.095**	---	---	---	---	---	---
		TRY_MW-104D	Oct-18	< 0.2	< 0.5	< 5	< 0.5	< 0.5	< 10	< 2	< 5	< 5	< 2	< 2	< 0.5	< 5	< 0.005	**0.24**	---	---	---	---	---	---
		TRY_MW-104D	Apr-20	< 0.10	< 0.10	< 3.0	< 0.10	< 0.10	< 0.80	< 5.0	< 5.0	< 5.0	< 2.0	< 2.0	< 0.10	< 5.0	**0.00104**	**0.3064**	---	---	---	---	---	---
		TRY_MW-104D	Nov-22	< 0.10	< 0.10	< 3.0	< 0.10	< 0.10	< 0.80	< 5.0	< 5.0	< 5.0	< 2.0	< 2.0	< 0.10	< 5.0	---	**0.3796**	---	---	---	---	---	---

TABLE 5A
SUMMARY OF DETECTED COMPOUNDS IN GROUNDWATER SAMPLES
Troy Mills Landfill Superfund Site
Troy, New Hampshire

Monitoring Well ID	Geological Unit of Well Screen	Sample ID	Sampling Event Date	VOCs of Concern (ug/L)													
				Tetrachloroethene	Trichloroethene	cis-1,2-Dichloroethene	Vinyl Chloride	1,2,4-Trimethylbenzene	1,3,5-Trimethylbenzene	2-Butanone(MEK)	Benzene	Naphthalene	N-Butylbenzene	N-Propylbenzene	p-Isopropyltoluen	Tetrahydrofuran	Toluene
			Cas No.	127-18-4	79-01-6	156-59-2	75-01-4	95-63-6	108-67-8	78-93-3	71-43-2	91-20-3	104-51-8	103-65-1	99-87-6	109-99-9	108-88-3
			AGQS	5	5	70	2	330	330	4000	5	100 [3]	260	260	260	600	1000
			ROD ICL	5	5	70	2	330	330	4000	5	20	260	260	260	154	1000
			NHDES GW-2	240	20	na	4	1300	na	50000	2900	1700	na	na	na	na	50000
Field Samples																	
TRY_MW-105S	Overburden	TRY_MW-105S	Oct-09	< 2	< 2	< 2	< 2	< 2	< 2	< 10	< 2	< 10	< 2	< 2	< 2	< 10	< 2
		TRY_MW-105S	Jun-11	< 2	< 2	< 2	< 2	< 2	< 2	< 10	< 2	< 10	< 2	< 2	< 2	< 10	< 2
		TRY_MW-105S	Nov-14	< 2	< 2	< 2	< 2	< 2	< 2	< 10	< 2	< 2	< 2	< 2	< 2	< 10	< 2
		TRY_MW-105S	May-16	< 2	< 2	< 2	< 2	< 2	< 2	< 10	< 2	< 2	< 2	< 2	< 2	< 10	< 2
		TRY_MW-105S	Nov-18	< 2	< 2	< 2	< 2	< 2	< 2	< 10	< 2	< 5	< 2	< 2	< 2	< 10	< 2
		TRY_MW-105S	Apr-20	< 0.50	< 0.50	< 0.50	< 1.0	< 2.5	< 2.5	< 5.0	< 0.50	< 2.5	< 0.50	< 0.50	< 0.50	< 5.0	< 0.75
		TRY_MW-105S	Nov-22	< 0.50	< 0.50	< 0.50	< 1.0	< 2.5	< 2.5	< 5.0	< 0.50	< 2.5	< 0.50	< 0.50	< 0.50	< 5.0	< 0.75
TRY_MW-105D	Bedrock	TRY_MW-105D	Oct-09	< 2	< 2	< 2	< 2	< 2	< 2	< 10	< 2	< 10	< 2	< 2	< 2	< 10	< 2
		TRY_MW-105D	Jun-11	< 2	< 2	< 2	< 2	< 2	< 2	< 10	< 2	< 10	< 2	< 2	< 2	< 10	< 2
		TRY_MW-105D	Nov-14	< 2	< 2	< 2	< 2	< 2	< 2	< 10	< 2	< 2	< 2	< 2	< 2	< 10	< 2
		TRY_MW-105D	May-16	< 2	< 2	< 2	< 2	< 2	< 2	< 10	< 2	< 2	< 2	< 2	< 2	< 10	< 2
		TRY_MW-105D	Nov-18	< 2	< 2	< 2	< 2	< 2	< 2	< 10	< 2	< 5	< 2	< 2	< 2	< 10	< 2
		TRY_MW-105D	Apr-20	< 0.50	< 0.50	< 0.50	< 1.0	< 2.5	< 2.5	< 5.0	< 0.50	< 2.5	< 0.50	< 0.50	< 0.50	< 5.0	< 0.75
		TRY_MW-105D	Nov-22	< 0.50	< 0.50	< 0.50	< 1.0	< 2.5	< 2.5	< 5.0	< 0.50	< 2.5	< 0.50	< 0.50	< 0.50	< 5.0	< 0.75
TRY_MW-201SX	Overburden	TRY_MW-201SX	Jun-15	< 1	< 1	**2.2**	< 1	< 1	< 1	< 10	< 1	< 0.19	< 1	< 1	< 1	< 5	< 1
		TRY_MW-201SX	May-16	< 2	< 2	< 2	< 2	< 2	< 2	< 10	< 2	< 2	< 2	< 2	< 2	< 10	< 2
		TRY_MW-201SX	Nov-18	< 2	< 2	< 2	< 2	< 2	< 2	< 10	< 2	< 5	< 2	< 2	< 2	< 10	< 2
		TRY_MW-201SX	Apr-20	< 0.50	< 0.50	**0.72**	< 1.0	**28**	< 2.5	< 5.0	< 0.50	< 2.5	**1.0**	**2.7**	< 0.50	< 5.0	< 0.75
		TRY_MW-201SX	Nov-22	< 0.50	< 0.50	< 0.50	< 1.0	**5.9**	< 2.5	< 5.0	< 0.50	< 2.5	**0.80**	**1.2**	< 0.50	< 5.0	< 0.75
TRY_MW-202P	Overburden	TRY_MW-202P	Jun-11	< 2.0	< 2.0	**2.9**	< 2.0	< 2.0	< 2.0	< 10	< 2.0	< 2.0	< 2.0	< 2.0	< 2.0	**12**	< 2.0
		TRY_MW-202P	Nov-14	< 2	< 2	< 2	< 2	< 2	< 2	< 10	< 2	< 2	< 2	< 2	< 2	**15**	< 2
		TRY_MW-202P	May-16	< 2	< 2	< 2	< 2	< 2	< 2	< 10	< 2	< 2	< 2	< 2	< 2	**12**	< 2
		TRY_MW-202P	Nov-18	< 2	< 2	< 2	< 2	< 2	< 2	< 10	< 2	< 5	< 2	< 2	< 2	< 10	< 2
		TRY_MW-202P	Apr-20	< 0.50	< 0.50	**0.61**	< 1.0	< 2.5	< 2.5	< 5.0	< 0.50	< 2.5	< 0.50	< 0.50	< 0.50	**6.5**	< 0.75
		TRY_MW-202P	Nov-22	< 0.50	< 0.50	**0.52**	< 1.0	< 2.5	< 2.5	< 5.0	**0.58**	< 2.5	< 0.50	< 0.50	< 0.50	**7.6**	< 0.75
TRY_MW-204	Overburden	TRY_MW-204	Oct-05	< 1	< 1	< 1	< 1	< 1	< 1	< 1	< 1	**5**	**9.4**	**4.8**	**1**	**8.5**	< 1
		TRY_MW-204	Dec-06	< 2	< 2	< 2	< 2	< 2	< 2	< 10	< 2	< 10	< 2	< 2	< 2	< 10	< 2
		TRY_MW-204	May-07	< 2	< 2	< 2	< 2	< 2	< 2	< 2	< 2	< 10	**6.7**	**2.7**	< 2	< 2	< 2
		TRY_MW-204	Jun-08	< 2	< 2	< 2	< 2	< 2	< 2	< 10	< 2	< 10	**3**	< 2	**4.1**	< 10	< 2
		TRY_MW-204	Dec-08	< 2	< 2	< 2	< 2	< 2	< 2	< 10	< 2	< 10	< 2	< 2	< 2	< 10	< 2
		TRY_MW-204	Jun-09	< 2	< 2	< 2	< 2	< 2	< 2	< 10	< 2	< 10	< 2	< 2	< 2	< 10	< 2
		TRY_MW-204	Oct-09	< 2	< 2	< 2	< 2	< 2	< 2	< 10	< 2	< 10	< 2	< 2	< 2	< 10	< 2
		TRY_MW-204	Jun-11	< 2	< 2	< 2	< 2	< 2	< 2	< 10	< 2	< 10	< 2	< 2	< 2	< 10	< 2
		TRY_MW-204	Nov-14	< 2	< 2	< 2	< 2	< 2	< 2	< 10	< 2	< 2	< 2	< 2	< 2	< 10	< 2
		TRY_MW-204	May-16	< 2	< 2	< 2	< 2	< 2	< 2	< 10	< 2	< 2	< 2	< 2	< 2	< 10	< 2
		TRY_MW-204	Nov-18	< 2	< 2	< 2	< 2	< 2	< 2	< 10	< 2	< 5	< 2	< 2	< 2	< 10	< 2
		TRY_MW-204	Apr-20	< 0.50	< 0.50	< 0.50	< 1.0	< 2.5	< 2.5	< 5.0	< 0.50	< 2.5	< 0.50	< 0.50	< 0.50	< 5.0	< 0.75
		TRY_MW-204	Nov-22	< 0.50	< 0.50	< 0.50	< 1.0	< 2.5	< 2.5	< 5.0	< 0.50	< 2.5	< 0.50	< 0.50	< 0.50	< 5.0	< 0.75
		TRY_MW-204 DUP	Nov-22	< 0.50	< 0.50	< 0.50	< 1.0	< 2.5	< 2.5	< 5.0	< 0.50	< 2.5	< 0.50	< 0.50	< 0.50	< 5.0	< 0.75

TABLE 5A
SUMMARY OF DETECTED COMPOUNDS IN GROUNDWATER SAMPLES
Troy Mills Landfill Superfund Site
Troy, New Hampshire

Monitoring Well ID	Geological Unit of Well Screen	Sample ID	Sampling Event Date	Additional VOCs (ug/L)																			Other COCs
				1,1,1-Trichloroethane	1,1-Dichloroethane	1,1-Dichloroethene	1,2-Dichloroethane	1,4-Dichlorobenzene	2-Chlorotoluene	4-Methyl-2-pentanone (MIBK)	Acetone	Carbon Disulfide	Ethylbenzene	Isopropylbenzene (cumene)	sec-Butylbenzene	t-Butanol (TBA)	t-Butylbenzene	Trichlorofluoromethane	m/p-Xylene	o-Xylene	Xylenes	1,4-Dioxane
			Cas No.	71-55-6	75-34-3	75-35-4	107-06-2	106-46-7	95-49-8	108-10-1	67-64-1	75-15-0	100-41-4	98-82-8	135-98-8	75-65-0	98-06-6	75-69-4	179601-23-1	95-47-6	1330-20-7	123-91-1
			AGQS	200	81	7	5	75	100	2000	6000	70	700	800	260	40	260	2000	10000 [1]	10000 [1]	10000 [1]	0.32 [4]
			ROD ICL	na	na	na	na	na	na	na	na	na	na	na	na	na	na	na	10000	10000	na	3
			NHDES GW-2	27000	130	630	50	80	na	50000	na	na	1500	na	na	na	na	na	na	na	17000	na
Field Samples																							
TRY_MW-105S	Overburden	TRY_MW-105S	Oct-09	< 2	< 2	< 2	< 2	< 2	< 2	< 10	< 10	---	< 2	< 2	< 2	< 10	< 2	< 2	< 2	< 2	---	< 2
		TRY_MW-105S	Jun-11	< 2	< 2	< 2	< 2	< 2	< 2	< 10	< 10	---	< 2	< 2	< 2	< 10	< 2	< 2	< 2	< 2	---	---
		TRY_MW-105S	Nov-14	< 2	< 2	< 2	< 2	< 2	< 2	< 10	< 10	< 2	< 2	< 2	< 2	< 10	< 2	< 2	< 2	< 2	< 2	**0.24**
		TRY_MW-105S	May-16	< 2	< 2	< 2	< 2	< 2	< 2	< 10	< 10	< 2	< 2	< 2	< 2	< 10	< 2	< 2	< 4	< 2	< 6	< 0.25
		TRY_MW-105S	Nov-18	< 2	< 2	< 1	< 2	< 2	< 2	< 10	< 50	< 2	< 2	< 2	< 2	< 30	< 2	< 2	< 2	< 2	---	< 0.25
		TRY_MW-105S	Apr-20	< 0.50	< 0.75	< 0.50	< 0.50	< 2.5	< 2.5	< 5.0	< 5.0	< 5.0	< 0.50	< 0.50	< 0.50	< 10	< 2.5	< 2.5	< 1.0	< 1.0	< 1.0	< 0.139
		TRY_MW-105S	Nov-22	< 0.50	< 0.75	< 0.50	< 0.50	< 2.5	< 2.5	< 5.0	< 5.0	< 5.0	< 0.50	< 0.50	< 0.50	< 10	< 2.5	< 2.5	< 1.0	< 1.0	< 1.0	< 0.150
TRY_MW-105D	Bedrock	TRY_MW-105D	Oct-09	< 2	< 2	< 2	< 2	< 2	< 2	< 10	< 10	---	< 2	< 2	< 2	< 10	< 2	< 2	< 2	< 2	---	< 2
		TRY_MW-105D	Jun-11	< 2	< 2	< 2	< 2	< 2	< 2	< 10	< 10	---	< 2	< 2	< 2	< 10	< 2	< 2	< 2	< 2	---	---
		TRY_MW-105D	Nov-14	< 2	< 2	< 2	< 2	< 2	< 2	< 10	< 10	< 2	< 2	< 2	< 2	< 10	< 2	< 2	< 2	< 2	< 2	< 0.2
		TRY_MW-105D	May-16	< 2	< 2	< 2	< 2	< 2	< 2	< 10	< 10	< 2	< 2	< 2	< 2	< 10	< 2	< 2	< 4	< 2	< 6	< 0.25
		TRY_MW-105D	Nov-18	< 2	< 2	< 1	< 2	< 2	< 2	< 10	< 50	< 2	< 2	< 2	< 2	< 30	< 2	< 2	< 2	< 2	---	< 0.25
		TRY_MW-105D	Apr-20	< 0.50	< 0.75	< 0.50	< 0.50	< 2.5	< 2.5	< 5.0	< 5.0	< 5.0	< 0.50	< 0.50	< 0.50	< 10	< 2.5	< 2.5	< 1.0	< 1.0	< 1.0	< 0.139
		TRY_MW-105D	Nov-22	< 0.50	< 0.75	< 0.50	< 0.50	< 2.5	< 2.5	< 5.0	< 5.0	< 5.0	< 0.50	< 0.50	< 0.50	< 10	< 2.5	< 2.5	< 1.0	< 1.0	< 1.0	< 0.144
TRY_MW-201SX	Overburden	TRY_MW-201SX	Jun-15	< 1	< 1	< 1	< 1	< 1	< 1	< 10	< 25	< 1	< 1	< 1	**7**	< 25	**3.1**	< 1	< 2	< 1	---	< 0.23
		TRY_MW-201SX	May-16	< 2	< 2	< 2	< 2	< 2	< 2	< 10	< 10	< 2	< 2	< 2	**11**	< 10	**3.7**	< 2	< 4	< 2	< 6	---
		TRY_MW-201SX	Nov-18	< 2	< 2	< 1	< 2	< 2	< 2	< 10	< 50	< 2	< 2	< 2	**6**	< 30	**2**	< 2	< 2	< 2	---	**0.27**
		TRY_MW-201SX	Apr-20	< 0.50	< 0.75	< 0.50	< 0.50	< 2.5	< 2.5	< 5.0	< 5.0	< 5.0	**4.0**	**3.4**	**6.4**	< 10	< 2.5	< 2.5	**3.0**	< 1.0	**3.0**	< 0.139
		TRY_MW-201SX	Nov-22	< 0.50	< 0.75	< 0.50	< 0.50	< 2.5	< 2.5	< 5.0	< 5.0	< 5.0	< 0.50	**2.7**	**12**	< 10	**4.8**	< 2.5	< 1.0	< 1.0	< 1.0	< 0.144
TRY_MW-202P	Overburden	TRY_MW-202P	Jun-11	< 2.0	< 2.0	< 2.0	< 2.0	< 2.0	< 2.0	< 10	< 10	< 2.0	< 2.0	**14**	**9.7**	< 10	**2.2**	< 2.0	< 2.0	< 2.0	< 2.0	**0.41**
		TRY_MW-202P	Nov-14	< 2	< 2	< 2	< 2	< 2	< 2	< 10	< 10	< 2	< 2	**15**	**13**	< 10	**2.7**	< 2	< 2	< 2	< 2	**0.64**
		TRY_MW-202P	May-16	< 2	< 2	< 2	< 2	< 2	< 2	< 10	< 10	< 2	< 2	**13**	**14**	< 10	**2.9**	< 2	< 4	< 2	< 6	**0.65**
		TRY_MW-202P	Nov-18	< 2	< 2	< 1	< 2	< 2	< 2	< 10	< 50	< 2	< 2	**8**	**15**	< 30	**3**	< 2	< 2	< 2	---	< 0.25
		TRY_MW-202P	Apr-20	< 0.50	< 0.75	< 0.50	< 0.50	< 2.5	< 2.5	< 5.0	< 5.0	< 5.0	< 0.50	**3.2**	**6.0**	< 10	< 2.5	< 2.5	< 1.0	< 1.0	< 1.0	**0.369**
		TRY_MW-202P	Nov-22	< 0.50	< 0.75	< 0.50	< 0.50	< 2.5	< 2.5	< 5.0	< 5.0	< 5.0	< 0.50	**2.9**	**7.7**	< 10	< 2.5	< 2.5	< 1.0	< 1.0	< 1.0	**0.35**
TRY_MW-204	Overburden	TRY_MW-204	Oct-05	< 1	< 1	< 1	< 1	< 1	< 1	< 1	< 1	---	**1.6**	**13**	**9.7**	---	**1.5**	< 1	< 2	< 1	---	---
		TRY_MW-204	Dec-06	< 2	< 10	< 2	< 2	< 2	< 2	**5.9**	**6.1**	---	< 2	< 2	< 2	< 2	< 2	< 2	< 2	< 2	---	---
		TRY_MW-204	May-07	< 2	< 10	< 2	< 2	< 2	< 2	< 2	< 2	---	< 2	**10**	**8.1**	< 2	< 2	< 2	< 2	< 2	---	---
		TRY_MW-204	Jun-08	< 2	< 2	< 2	< 2	< 2	< 2	< 10	< 10	---	< 2	**3.9**	**6.7**	< 10	< 2	< 2	< 2	< 2	---	---
		TRY_MW-204	Dec-08	< 2	< 2	< 2	< 2	< 2	< 2	< 10	< 10	---	< 2	**5.1**	**7.7**	< 10	< 2	< 2	< 2	< 2	---	---
		TRY_MW-204	Jun-09	< 2	< 2	< 2	< 2	< 2	< 2	< 10	< 10	---	< 2	**2.7**	**4.7**	< 10	< 2	< 2	< 2	< 2	---	---
		TRY_MW-204	Oct-09	< 2	< 2	< 2	< 2	< 2	< 2	< 10	< 10	---	< 2	**4.2**	**6.5**	< 10	< 2	< 2	< 2	< 2	---	---
		TRY_MW-204	Jun-11	< 2	< 2	< 2	< 2	< 2	< 2	< 10	< 10	---	< 2	< 2	**4.1**	< 10	< 2	< 2	< 2	< 2	---	---
		TRY_MW-204	Nov-14	< 2	< 2	< 2	< 2	< 2	< 2	< 10	< 10	< 2	< 2	< 2	**4.7**	< 10	< 2	< 2	< 2	< 2	< 2	---
		TRY_MW-204	May-16	< 2	< 2	< 2	< 2	< 2	< 2	< 10	< 10	< 2	< 2	**5.3**	**14**	< 10	**4.6**	< 2	< 4	< 2	< 6	---
		TRY_MW-204	Nov-18	< 2	< 2	< 1	< 2	< 2	< 2	< 10	< 50	< 2	< 2	< 2	**5**	< 30	< 2	< 2	< 2	< 2	---	< 0.25
		TRY_MW-204	Apr-20	< 0.50	< 0.75	< 0.50	< 0.50	< 2.5	< 2.5	< 5.0	< 5.0	< 5.0	< 0.50	< 0.50	**5.0**	< 10	< 2.5	< 2.5	< 1.0	< 1.0	< 1.0	< 0.144
		TRY_MW-204	Nov-22	< 0.50	< 0.75	< 0.50	< 0.50	< 2.5	< 2.5	< 5.0	< 5.0	< 5.0	< 0.50	**0.76**	**11**	< 10	**2.5**	< 2.5	< 1.0	< 1.0	< 1.0	< 0.144
		TRY_MW-204 DUP	Nov-22	< 0.50	< 0.75	< 0.50	< 0.50	< 2.5	< 2.5	< 5.0	< 5.0	< 5.0	< 0.50	**0.86**	**11**	< 10	**2.6**	< 2.5	< 1.0	< 1.0	< 1.0	< 250

TABLE 5A
SUMMARY OF DETECTED COMPOUNDS IN GROUNDWATER SAMPLES
Troy Mills Landfill Superfund Site
Troy, New Hampshire

Monitoring Well ID	Geological Unit of Well Screen	Sample ID	Sampling Event Date	SVOCs of Concern (ug/L)						Additional SVOCs (ug/L)							Metal COCs		Additional Metals (mg/L)					
				Benzo(a)pyrene	Benzo(b)fluoranthene	Bis(Di)(2-ethylhexyl) phthalate	Dibenzo(a,h)anthracene	Naphthalene	Pentachlorophenol	3 & 4-Methylphenol	Benzyl butyl phthalate	Di-n-butylphthalate	Benzyl alcohol	4-Chloro-3-methylphenol	2-Methylnaphthalene	Di-n-octylphalate	Arsenic	Manganese	Barium	Cadmium	Chromium	Lead	Selenium	Iron
			Cas No.	50-32-8	205-99-2	117-81-7	53-70-3	91-20-3	87-86-5	34METHPH	85-68-7	84-74-2	100-51-6	59-50-7	91-57-6	117-84-0	7440-38-2	7439-96-5	7440-39-3	7440-43-9	7440-47-3	7439-92-1	7782-49-2	7439-89-6
			AGQS	0.2	0.1	6	0.1	100 [3]	1	40 [2]	na	800	na	na	280	na	0.005 [5]	0.3 [6]	2	0.005	0.1	0.015	0.05	na
			ROD ICL	0.2	0.1	6	0.1	20	1	na	na	na	na	na	na	na	0.05	0.3	na	na	na	na	na	na
			NHDES GW-2	na	na	na	na	1700	na	na	na	na	na	na	na	na	na	na	na	na	na	na	na	na
Field Samples																								
TRY_MW-105S	Overburden	TRY_MW-105S	Oct-09	< 10	< 10	< 5	< 10	< 2	< 20	< 10	< 10	< 10	---	---	---	< 10	---	**34.4**	---	---	---	---	---	---
		TRY_MW-105S	Jun-11	< 10	< 10	< 5	< 10	< 2	< 20	< 10	< 10	< 10	---	---	---	< 10	---	**4.13**	---	---	---	---	---	---
		TRY_MW-105S	Nov-14	< 10	< 10	< 5	< 10	< 10	< 20	< 10	< 10	< 10	< 10	< 10	< 10	< 10	< 0.001	**4.14**	---	---	---	---	---	---
		TRY_MW-105S	May-16	< 10	< 10	< 5	< 10	< 10	< 20	< 10	< 10	< 10	< 10	< 10	< 10	< 10	---	**0.131**	---	---	---	---	---	---
		TRY_MW-105S	Nov-18	< 0.2	< 0.5	< 5	< 0.5	< 0.5	< 10	< 2	< 5	< 5	< 2	< 2	< 0.5	< 5	< 0.025	**2.4**	---	---	---	---	---	---
		TRY_MW-105S	Apr-20	< 0.10	< 0.10	< 3.0	< 0.10	< 0.10	< 0.80	< 5.0	< 5.0	< 5.0	< 2.0	< 2.0	< 0.10	< 5.0	< 0.00050	**1.212**	---	---	---	---	---	---
		TRY_MW-105S	Nov-22	< 0.10	< 0.10	< 3.0	< 0.10	< 0.10	< 0.80	< 5.0	< 5.0	< 5.0	< 2.0	< 2.0	< 0.10	< 5.0	---	**1.183**	---	---	---	---	---	---
TRY_MW-105D	Bedrock	TRY_MW-105D	Oct-09	< 10	< 10	< 5	< 10	< 2	< 20	< 10	< 10	< 10	---	---	---	< 10	---	**2.39**	---	---	---	---	---	---
		TRY_MW-105D	Jun-11	< 10	< 10	< 5	< 10	< 2	< 20	< 10	< 10	< 10	---	---	---	< 10	---	**4.39**	---	---	---	---	---	---
		TRY_MW-105D	Nov-14	< 10	< 10	< 5	< 10	< 10	< 20	< 10	< 10	< 10	< 10	< 10	< 10	< 10	< 0.001	**2.05 B***	---	---	---	---	---	---
		TRY_MW-105D	May-16	< 10	< 10	< 5	< 10	< 10	< 20	< 10	< 10	< 10	< 10	< 10	< 10	< 10	---	**0.124**	---	---	---	---	---	---
		TRY_MW-105D	Nov-18	< 0.2	< 0.5	< 5	< 0.5	< 0.5	< 10	< 2	< 5	< 5	< 2	< 2	< 0.5	< 5	< 0.005	**0.19**	---	---	---	---	---	---
		TRY_MW-105D	Apr-20	< 0.10	< 0.10	< 3.0	< 0.10	< 0.10	< 0.80	< 5.0	< 5.0	< 5.0	< 2.0	< 2.0	< 0.10	< 5.0	< 0.00050	**0.08919**	---	---	---	---	---	---
		TRY_MW-105D	Nov-22	< 0.10	< 0.10	< 3.0	< 0.10	< 0.10	< 0.80	< 5.0	< 5.0	< 5.0	< 2.0	< 2.0	< 0.10	< 5.0	---	**0.2918**	---	---	---	---	---	---
TRY_MW-201SX	Overburden	TRY_MW-201SX	Jun-15	< 0.05	< 0.05	**7.2**	< 0.05	< 1	< 0.75	< 9.3	< 9.3	< 9.3	---	---	---	< 9.3	**0.0015**	**8.59**	---	---	---	---	---	---
		TRY_MW-201SX	May-16	< 10	< 10	< 5	< 10	< 10	< 20	< 10	< 10	< 10	< 10	< 10	< 10	< 10	---	**13**	---	---	---	---	---	---
		TRY_MW-201SX	Nov-18	< 0.2	< 0.5	< 5	< 0.5	< 0.5	< 10	< 2	< 5	< 5	< 2	< 2	< 0.5	< 5	< 0.005	**8.7**	---	---	---	---	---	---
		TRY_MW-201SX	Apr-20	< 0.10	< 0.10	< 3.0	< 0.10	**0.64**	< 0.80	< 5.0	< 5.0	< 5.0	< 2.0	< 2.0	< 0.10	< 5.0	**0.00155**	**8.292**	---	---	---	---	---	---
		TRY_MW-201SX	Nov-22	< 0.10	< 0.10	< 3.0	< 0.10	**0.26**	< 0.80	< 5.0	< 5.0	< 5.0	< 2.0	< 2.0	< 0.10	< 5.0	---	**15.26**	---	---	---	---	---	---
TRY_MW-202P	Overburden	TRY_MW-202P	Jun-11	< 10	< 10	< 5.0	< 10	< 10	< 20	< 10	< 10	< 10	< 10	< 10	< 10	< 10	< 0.0010	**0.108**	**0.0122**	< 0.0020	< 0.0050	< 0.0010	< 0.0050	**2.29**
		TRY_MW-202P	Nov-14	< 10	< 10	< 5	< 10	< 10	< 20	< 10	< 10	< 10	< 10	< 10	< 10	< 10	< 0.001	**0.144 B***	---	---	---	---	---	---
		TRY_MW-202P	May-16	< 10	< 10	< 5	< 10	< 10	< 20	< 10	< 10	< 10	< 10	< 10	< 10	< 10	---	**0.168**	---	---	---	---	---	---
		TRY_MW-202P	Nov-18	< 0.2	< 0.5	< 5	< 0.5	< 0.5	< 10	< 2	< 5	< 5	< 2	< 2	< 0.5	< 5	< 0.005	**0.23**	---	---	---	---	---	---
		TRY_MW-202P	Apr-20	< 0.10	< 0.10	< 3.0	< 0.10	< 0.10	< 0.80	< 5.0	< 5.0	< 5.0	< 2.0	< 2.0	< 0.10	< 5.0	**0.00057**	**0.1713**	---	---	---	---	---	---
		TRY_MW-202P	Nov-22	< 0.10	< 0.10	< 3.0	< 0.10	< 0.10	< 0.80	< 5.0	< 5.0	< 5.0	< 2.0	< 2.0	< 0.10	< 5.0	---	**0.1713**	---	---	---	---	---	---
TRY_MW-204	Overburden	TRY_MW-204	Oct-05	< 5	< 5	< 5	< 5	< 1	< 5	< 10	< 5	< 5	---	---	---	< 5	< 0.2	**8.5**	< 0.03	< 0.03	< 0.03	< 0.1	< 0.1	**11**
		TRY_MW-204	Dec-06	< 10	< 10	< 10	< 10	< 2	< 20	< 10	< 10	< 10	---	---	---	< 10	< 0.001	**14.1**	**0.0118**	< 0.002	**0.005**	**0.001**	**0.005**	**12.3**
		TRY_MW-204	May-07	< 10	< 10	< 10	< 10	< 2	< 20	< 10	< 10	< 10	---	---	---	< 10	< 0.001	**14.5**	**0.0112**	< 0.002	< 0.005	< 0.001	< 0.005	**11.5**
		TRY_MW-204	Jun-08	< 10	< 10	< 5	< 10	< 2	< 20	< 10	< 10	**11**	---	---	---	< 10	< 0.001	**14.1**	**0.0084**	< 0.002	< 0.005	< 0.001	< 0.005	**25.8**
		TRY_MW-204	Dec-08	< 10	< 10	< 5	< 10	< 2	< 20	< 10	< 10	< 10	---	---	---	< 10	---	**13.8**	---	---	---	---	---	---
		TRY_MW-204	Jun-09	< 10	< 10	< 5	< 10	< 2	< 20	< 10	< 10	< 10	---	---	---	< 10	---	**11.1**	---	---	---	---	---	---
		TRY_MW-204	Oct-09	< 10	< 10	**28**	< 10	< 2	< 20	< 10	< 10	< 10	---	---	---	< 10	---	**10.3**	---	---	---	---	---	---
		TRY_MW-204	Jun-11	< 10	< 10	< 5	< 10	< 2	< 20	< 10	< 10	< 10	---	---	---	< 10	---	**9.15**	---	---	---	---	---	---
		TRY_MW-204	Nov-14	< 10	< 10	< 5	< 10	< 10	< 20	< 10	< 10	< 10	< 10	< 10	< 10	< 10	< 0.001	**6.52**	---	---	---	---	---	---
		TRY_MW-204	May-16	< 10	< 10	< 5	< 10	< 10	< 20	< 10	< 10	< 10	< 10	< 10	< 10	< 10	---	**10.4**	---	---	---	---	---	---
		TRY_MW-204	Nov-18	< 0.2	< 0.5	< 5	< 0.5	< 0.5	< 10	< 2	< 5	< 5	< 2	< 2	< 0.5	< 5	< 0.005	**7.7**	---	---	---	---	---	---
		TRY_MW-204	Apr-20	< 0.10	< 0.10	**17**	< 0.10	**0.13**	< 0.80	< 5.0	< 5.0	< 5.0	< 2.0	< 2.0	< 0.10	< 5.0	< 0.00050	**7.461**	---	---	---	---	---	---
		TRY_MW-204	Nov-22	< 0.10	< 0.10	< 3.0	< 0.10	< 0.10	< 0.80	< 5.0	< 5.0	< 5.0	< 2.0	< 2.0	< 0.10	< 5.0	---	**8.622**	---	---	---	---	---	---
		TRY_MW-204 DUP	Nov-22	< 0.10	< 0.10	< 3.0	< 0.10	< 0.10	< 0.80	< 5.0	< 5.0	< 5.0	< 2.0	< 2.0	< 0.10	< 5.0	---	**8.499**	---	---	---	---	---	---

TABLE 5A
SUMMARY OF DETECTED COMPOUNDS IN GROUNDWATER SAMPLES
Troy Mills Landfill Superfund Site
Troy, New Hampshire

Monitoring Well ID	Geological Unit of Well Screen	Sample ID	Sampling Event Date	VOCs of Concern (ug/L)													
				Tetrachloroethene	Trichloroethene	cis-1,2-Dichloroethene	Vinyl Chloride	1,2,4-Trimethylbenzene	1,3,5-Trimethylbenzene	2-Butanone(MEK)	Benzene	Naphthalene	N-Butylbenzene	N-Propylbenzene	p-Isopropyltoluen	Tetrahydrofuran	Toluene
			Cas No.	127-18-4	79-01-6	156-59-2	75-01-4	95-63-6	108-67-8	78-93-3	71-43-2	91-20-3	104-51-8	103-65-1	99-87-6	109-99-9	108-88-3
			AGQS	5	5	70	2	330	330	4000	5	100 [3]	260	260	260	600	1000
			ROD ICL	5	5	70	2	330	330	4000	5	20	260	260	260	154	1000
			NHDES GW-2	240	20	na	4	1300	na	50000	2900	1700	na	na	na	na	50000
Field Samples																	
TRY_MW-205	Overburden	TRY_MW-205	Oct-05	< 1	< 1	< 1	< 1	**83**	**33**	< 1	< 1	< 5	< 1	**11**	**2.9**	< 1	**12**
		TRY_MW-205	Dec-06	< 2	< 2	< 2	< 2	**195**	**77**	< 20	< 2	< 50	< 2	**16**	**9.2**	**10**	**40**
		TRY_MW-205 DUP	Dec-06	< 4	< 4	< 4	< 4	**201**	**73**	< 20	< 4	< 40	< 4	**16**	**8.5**	< 20	**80**
		TRY_MW-205	May-07	< 4	< 4	< 4	< 4	**294**	**92**	< 20	< 4	**901**	---	**30**	**17**	< 20	**117**
		TRY_MW-205	Jun-08	< 2	< 2	< 2	< 2	**314**	**186**	< 10	< 2	**32**	**34**	**45**	**26**	< 10	< 2
		TRY_MW-205	Dec-08	< 2	< 2	< 2	< 2	**159**	**120**	< 10	**2.6**	**40**	< 2	**60**	**11**	< 10	**6.3**
		TRY_MW-205 DUP	Dec-08	< 2	< 2	< 2	< 2	**172**	**125**	< 10	**2.6**	**30**	< 2	**62**	**12**	< 10	**6.8**
		TRY_MW-205	Jun-09	< 2	< 2	< 2	< 2	**444**	**223**	< 10	< 2	**25.5**	< 2	**34**	**28.5**	< 10	< 2
		TRY_MW-205 DUP	Jun-09	< 2	< 2	< 2	< 2	**435**	**216**	< 10	< 2	**25**	< 2	**34**	**28**	< 10	< 2
		TRY_MW-205	Oct-09	< 10	< 10	< 10	< 10	**477**	**154**	< 50	< 10	**26**	< 10	**49**	**31**	< 50	< 10
		TRY_MW-205 DUP	Oct-09	< 10	< 10	< 10	< 10	**522**	**183**	< 50	< 10	**21**	< 10	**55**	**33**	< 50	< 10
		TRY_MW-205	Jun-11	< 10	< 10	< 10	< 10	**394**	**203**	< 50	< 10	**58**	**32**	**39**	**22**	< 50	< 10
		TRY_MW-205 DUP	Jun-11	< 10	< 10	< 10	< 10	**423**	**213**	< 50	< 10	**61**	**34**	**41**	**25**	< 50	< 10
		TRY_MW-205	Jun-13	< 4	< 4	< 4	< 4	**222**	**44**	< 20	< 4	**29**	< 4	**20**	**10**	< 20	< 4
		TRY_MW-205 DUP	Jun-13	< 4	< 4	< 4	< 4	**212**	**39**	< 20	< 4	**28**	< 4	**20**	**9.6**	< 20	< 4
		TRY_MW-205	Nov-14	< 10	< 10	< 10	< 10	**433**	**144**	< 50	< 10	**44**	**28**	**53**	**23**	< 50	< 10
		TRY_MW-205	May-16	< 2	< 2	< 2	< 2	**119**	**16**	< 10	< 2	**19**	< 2	**17**	**4.3**	< 10	< 2
		TRY_MW-205	Nov-18	< 2	< 2	< 2	< 2	**450**	**260**	< 10	< 2	**70**	< 2	**44**	**25**	< 10	< 2
		TRY_MW-205	Apr-20	< 1.0	< 1.0	< 1.0	< 2.0	**210**	**57**	< 10	< 1.0	**32**	**5.0**	**26**	**7.6**	< 10	< 1.5
		TRY_MW-205	Nov-22	< 2.5	< 2.5	< 2.5	< 5.0	**760**	**290**	< 25	< 2.5	**54**	**17**	**77**	**34**	< 25	< 3.8
TRY_MW-301	Overburden	TRY_MW-301	Oct-05	< 1	< 1	**1.2**	< 1	**1.1**	< 1	< 1	< 1	< 5	< 1	< 1	< 1	< 1	< 1
		TRY_MW-301	Dec-06	< 2	< 2	< 2	< 2	< 2	< 2	< 10	< 2	< 10	< 2	< 2	< 2	< 10	< 2
		TRY_MW-301	Jun-08	< 2	< 2	< 2	< 2	< 2	< 2	< 10	< 2	< 10	< 2	< 2	< 2	< 10	< 2
		TRY_MW-301	Dec-08	< 2	< 2	**3.1**	< 2	< 2	< 2	< 10	< 2	< 10	< 2	< 2	< 2	< 10	< 2
		TRY_MW-301	Jun-09	< 2	< 2	< 2	< 2	< 2	< 2	< 10	< 2	< 10	< 2	< 2	< 2	< 10	< 2
		TRY_MW-301	Oct-09	< 2	< 2	**2.4**	< 2	< 2	< 2	< 10	< 2	< 10	< 2	< 2	< 2	< 10	< 2
TRY_MW-301X	Overburden	TRY_MW-301X	Jun-11	< 2	< 2	**2.4**	< 2	< 2	< 2	< 10	< 2	< 10	< 2	< 2	< 2	< 10	< 2
		TRY_MW-301X	Jun-13	< 2	< 2	**2.5**	< 2	< 2	< 2	< 10	< 2	< 2	< 2	< 2	< 2	< 10	< 2
		TRY_MW-301X	Nov-14	< 2	< 2	< 2	< 2	< 2	< 2	< 10	< 2	< 2	< 2	< 2	< 2	< 10	< 2
		TRY_MW-301X	May-16	< 2	< 2	< 2	< 2	< 2	< 2	< 10	< 2	< 2	< 2	< 2	< 2	< 10	< 2
		TRY_MW-301X	Nov-18	< 2	< 2	< 2	< 2	< 2	< 2	< 10	< 2	< 5	< 2	< 2	< 2	< 10	< 2
		TRY_MW-301X	Apr-20	< 0.50	< 0.50	**0.92**	< 1.0	< 2.5	< 2.5	< 5.0	< 0.50	< 2.5	< 0.50	< 0.50	< 0.50	< 5.0	< 0.75
		TRY_MW-301X	Nov-22	< 0.50	< 0.50	**0.68**	< 1.0	< 2.5	< 2.5	< 5.0	< 0.50	< 2.5	< 0.50	< 0.50	< 0.50	< 5.0	< 0.75

TABLE 5A
SUMMARY OF DETECTED COMPOUNDS IN GROUNDWATER SAMPLES
Troy Mills Landfill Superfund Site
Troy, New Hampshire

Monitoring Well ID	Geological Unit of Well Screen	Sample ID	Sampling Event Date	Additional VOCs (ug/L)																		Other COCs
				1,1,1-Trichloroethane	1,1-Dichloroethane	1,1-Dichloroethene	1,2-Dichloroethane	1,4-Dichlorobenzene	2-Chlorotoluene	4-Methyl-2-pentanone (MIBK)	Acetone	Carbon Disulfide	Ethylbenzene	Isopropylbenzene (cumene)	sec-Butylbenzene	t-Butanol (TBA)	t-Butylbenzene	Trichlorofluoromethane	m/p-Xylene	o-Xylene	Xylenes	1,4-Dioxane
			Cas No.	71-55-6	75-34-3	75-35-4	107-06-2	106-46-7	95-49-8	108-10-1	67-64-1	75-15-0	100-41-4	98-82-8	135-98-8	75-65-0	98-06-6	75-69-4	179601-23-1	95-47-6	1330-20-7	123-91-1
			AGQS	200	81	7	5	75	100	2000	6000	70	700	800	260	40	260	2000	10000 [1]	10000 [1]	10000 [1]	0.32 [4]
			ROD ICL	na	na	na	na	na	na	na	na	na	na	na	na	na	na	na	10000	10000	na	3
			NHDES GW-2	27000	130	630	50	80	na	50000	na	na	1500	na	na	na	na	na	na	na	17000	na
Field Samples																						
TRY_MW-205	Overburden	TRY_MW-205	Oct-05	< 1	**2.7**	< 1	< 1	< 1	< 1	< 1	< 1	---	**39**	**21**	**3.3**	---	**2.2**	< 1	**27**	**21**	---	---
		TRY_MW-205	Dec-06	< 2	**3.8**	< 2	< 2	< 2	< 2	< 10	< 10	---	**55**	**13**	**5**	< 10	**2.2**	< 2	**42**	**39**	---	< 2
		TRY_MW-205 DUP	Dec-06	< 4	< 4	< 4	< 4	< 4	< 4	< 20	< 20	---	**55**	**12**	**4.5**	< 20	< 4	< 4	**47**	**40**	---	< 2
		TRY_MW-205	May-07	< 4	< 4	< 4	< 4	< 4	< 4	< 20	< 20	---	**74**	**25**	**15**	< 20	< 4	< 4	**96**	**68**	---	---
		TRY_MW-205	Jun-08	< 2	< 2	< 2	< 2	< 2	< 2	< 10	< 10	---	**93**	**36**	**23**	< 10	**6**	< 2	**88**	**43**	---	< 2
		TRY_MW-205	Dec-08	< 2	**3.5**	< 2	< 2	< 2	< 2	< 10	**12**	---	**127**	**46**	**25**	< 10	**7.4**	< 2	**101**	**46**	---	---
		TRY_MW-205 DUP	Dec-08	< 2	**3.5**	< 2	< 2	< 2	< 2	< 10	**13**	---	**130**	**47**	**26**	< 10	**7.5**	< 2	**108**	**50**	---	---
		TRY_MW-205	Jun-09	< 2	< 2	< 2	< 2	< 2	< 2	< 10	< 10	---	**77.5**	**23**	**20**	< 10	< 2	< 2	**141**	**61.5**	---	---
		TRY_MW-205 DUP	Jun-09	< 2	< 2	< 2	< 2	< 2	< 2	< 10	< 10	---	**77**	**24**	**20**	< 10	< 2	< 2	**137**	**61**	---	---
		TRY_MW-205	Oct-09	< 10	< 10	< 10	< 10	< 10	< 10	< 50	< 50	---	**123**	**39**	**22**	< 50	< 10	< 10	**185**	**115**	---	---
		TRY_MW-205 DUP	Oct-09	< 10	< 10	< 10	< 10	< 10	< 10	< 50	< 50	---	**122**	**40**	**23**	< 50	< 10	< 10	**189**	**114**	---	---
		TRY_MW-205	Jun-11	< 10	< 10	< 10	< 10	< 10	< 10	< 50	< 50	< 10	**92**	**30**	**18**	< 50	< 10	< 10	**97**	**55**	**152**	---
		TRY_MW-205 DUP	Jun-11	< 10	< 10	< 10	< 10	< 10	< 10	< 50	< 50	< 10	**95**	**31**	**20**	< 50	< 10	< 10	**96**	**55**	**151**	---
		TRY_MW-205	Jun-13	< 4	< 4	< 4	< 4	< 4	< 4	< 20	< 20	< 4	**47**	**18**	**8.1**	< 20	< 4	< 4	**49**	< 4	**50**	---
		TRY_MW-205 DUP	Jun-13	< 4	< 4	< 4	< 4	< 4	< 4	< 20	< 20	< 4	**44**	**17**	**7.7**	< 20	< 4	< 4	**46**	< 4	**46**	---
		TRY_MW-205	Nov-14	< 10	< 10	< 10	< 10	< 10	< 10	< 50	< 50	< 10	**128**	**44**	**20**	< 50	< 10	< 10	**190**	< 10	**192**	---
		TRY_MW-205	May-16	< 2	< 2	< 2	< 2	< 2	< 2	< 10	< 10	< 2	**28**	**16**	**6.4**	< 10	**2.3**	< 2	**19**	< 2	**19**	---
		TRY_MW-205	Nov-18	< 2	< 2	< 1	< 2	< 2	< 2	< 10	< 50	< 2	**110**	**48**	**28**	< 30	< 2	< 2	**130**	< 2	---	< 0.25
		TRY_MW-205	Apr-20	< 1.0	< 1.5	< 1.0	< 1.0	< 5.0	< 5.0	< 10	< 10	< 10	**41**	**23**	**18**	< 20	< 5.0	< 5.0	**35**	< 2.0	**35**	< 0.144
		TRY_MW-205	Nov-22	< 2.5	< 3.8	< 2.5	< 2.5	< 12	< 12	< 25	< 25	< 25	**150**	**54**	**30**	< 50	< 12	< 12	**170**	< 5.0	**170**	< 0.147
TRY_MW-301	Overburden	TRY_MW-301	Oct-05	< 1	**4.4**	< 1	< 1	**1.2**	**5.8**	< 1	< 1	---	< 1	< 1	< 1	---	< 1	< 1	< 2	< 1	---	---
		TRY_MW-301	Dec-06	< 2	**4.5**	< 2	< 2	< 2	**6**	< 10	< 10	---	< 2	< 2	< 2	< 10	< 2	< 2	< 2	< 2	---	---
		TRY_MW-301	Jun-08	< 2	**5**	< 2	< 2	**2.6**	**19**	< 10	< 10	---	< 2	< 2	< 2	< 10	< 2	< 2	< 2	< 2	---	---
		TRY_MW-301	Dec-08	< 2	**4.2**	< 2	< 2	< 2	**11**	< 2	< 2	---	< 2	< 2	< 2	< 10	< 2	< 2	< 2	< 2	---	---
		TRY_MW-301	Jun-09	< 2	**2.9**	< 2	< 2	< 2	**4.3**	< 10	< 10	---	< 2	< 2	< 2	< 10	< 2	< 2	< 2	< 2	---	---
		TRY_MW-301	Oct-09	< 2	**3.8**	< 2	< 2	< 2	**13**	< 10	< 10	---	< 2	< 2	**2.7**	< 10	< 2	< 2	< 2	< 2	---	---
TRY_MW-301X	Overburden	TRY_MW-301X	Jun-11	< 2	**2.3**	< 2	< 2	< 2	< 2	< 10	< 10	---	< 2	< 2	**4.5**	< 10	< 2	< 2	< 2	< 2	---	**0.29**
		TRY_MW-301X	Jun-13	< 2	< 2	< 2	< 2	< 2	< 2	< 10	< 10	< 2	< 2	< 2	**5.2**	< 10	< 2	< 2	< 2	< 2	< 2	---
		TRY_MW-301X	Nov-14	< 2	< 2	< 2	< 2	< 2	< 2	< 10	< 10	< 2	< 2	< 2	**4.6**	< 10	< 2	< 2	< 2	< 2	< 2	**0.2**
		TRY_MW-301X	May-16	< 2	< 2	< 2	< 2	< 2	< 2	< 10	< 10	< 2	< 2	< 2	**4.5**	< 10	< 2	< 2	< 4	< 2	< 6	< 0.25
		TRY_MW-301X	Nov-18	< 2	< 2	< 1	< 2	< 2	< 2	< 10	< 50	< 2	< 2	< 2	< 2	< 30	< 2	< 2	< 2	< 2	---	< 0.25
		TRY_MW-301X	Apr-20	< 0.50	< 0.75	< 0.50	< 0.50	< 2.5	< 2.5	< 5.0	< 5.0	< 5.0	< 0.50	< 0.50	**3.1**	< 10	< 2.5	< 2.5	< 1.0	< 1.0	< 1.0	**0.172**
		TRY_MW-301X	Nov-22	< 0.50	< 0.75	< 0.50	< 0.50	< 2.5	< 2.5	< 5.0	< 5.0	< 5.0	< 0.50	< 0.50	**3.2**	< 10	< 2.5	< 2.5	< 1.0	< 1.0	< 1.0	**0.15**

TABLE 5A
SUMMARY OF DETECTED COMPOUNDS IN GROUNDWATER SAMPLES
Troy Mills Landfill Superfund Site
Troy, New Hampshire

Monitoring Well ID	Geological Unit of Well Screen	Sample ID	Sampling Event Date	SVOCs of Concern (ug/L)						Additional SVOCs (ug/L)							Metal COCs		Additional Metals (mg/L)					
				Benzo(a)pyrene	Benzo(b)fluoranthene	Bis(Di)(2-ethylhexyl) phthalate	Dibenzo(a,h)anthracene	Naphthalene	Pentachlorophenol	3 & 4-Methylphenol	Benzyl butyl phthalate	Di-n-butylphthalate	Benzyl alcohol	4-Chloro-3-methylphenol	2-Methylnaphthalene	Di-n-octylphalate	Arsenic	Manganese	Barium	Cadmium	Chromium	Lead	Selenium	Iron
			Cas No.	50-32-8	205-99-2	117-81-7	53-70-3	91-20-3	87-86-5	34METHPH	85-68-7	84-74-2	100-51-6	59-50-7	91-57-6	117-84-0	7440-38-2	7439-96-5	7440-39-3	7440-43-9	7440-47-3	7439-92-1	7782-49-2	7439-89-6
			AGQS	0.2	0.1	6	0.1	100 [3]	1	40 [2]	na	800	na	na	280	na	0.005 [5]	0.3 [6]	2	0.005	0.1	0.015	0.05	na
			ROD ICL	0.2	0.1	6	0.1	20	1	na	na	na	na	na	na	na	0.05	0.3	na	na	na	na	na	na
			NHDES GW-2	na	na	na	na	1700	na	na	na	na	na	na	na	na	na	na	na	na	na	na	na	na
Field Samples																								
TRY_MW-205	Overburden	TRY_MW-205	Oct-05	< 5	< 5	**510**	< 5	**13**	< 5	< 10	< 5	< 5	---	---	---	**72**	< 0.2	**1.1**	**0.065**	< 0.03	< 0.03	< 0.1	< 0.1	**39**
		TRY_MW-205	Dec-06	< 50	< 50	**316**	< 50	**19**	< 100	< 50	< 50	< 50	---	---	---	< 50	**0.0029**	**1.48**	**0.0912**	< 0.002	**0.005**	**0.001**	< 0.005	**36.8**
		TRY_MW-205 DUP	Dec-06	< 40	< 40	**227**	< 40	**19**	< 80	< 40	---	< 40	---	---	---	< 40	**0.0031**	**1.48**	**0.0897**	< 0.002	**0.005**	**0.001**	**0.0052**	**38.7**
		TRY_MW-205	May-07	< 500	< 500	**5070**	< 500	**28**	< 1000	< 500	< 500	< 500	---	---	---	**852**	**0.0044**	**1.78**	**0.0721**	< 0.002	< 0.005	< 0.001	**0.0108**	**94**
		TRY_MW-205	Jun-08	< 10	< 10	**35**	< 10	**55**	< 20	< 10	< 10	< 10	---	---	---	< 10	**0.0044**	**1.78**	**0.0833**	< 0.002	< 0.005	< 0.001	**0.0153**	**124**
		TRY_MW-205	Dec-08	< 10	< 10	**49**	< 10	**59**	< 20	< 10	< 10	< 10	---	---	---	< 10	---	**2.01**	---	---	---	---	---	---
		TRY_MW-205 DUP	Dec-08	< 10	< 10	**38**	< 10	**61**	< 20	< 10	< 10	< 10	---	---	---	< 10	---	**1.99**	---	---	---	---	---	---
		TRY_MW-205	Jun-09	< 10	< 10	**10**	< 10	**43.5**	< 20	< 10	< 10	< 10	---	---	---	< 10	---	**1.6**	---	---	---	---	---	---
		TRY_MW-205 DUP	Jun-09	< 10	< 10	**7.8**	< 10	**43**	< 20	< 10	< 10	< 10	---	---	---	< 10	---	**1.6**	---	---	---	---	---	---
		TRY_MW-205	Oct-09	< 10	< 10	**37**	< 10	**40**	< 20	< 10	< 10	< 10	---	---	---	< 10	---	**1.69**	---	---	---	---	---	---
		TRY_MW-205 DUP	Oct-09	< 10	< 10	**40**	< 10	**45**	< 20	< 10	< 10	< 10	---	---	---	< 10	---	**1.71**	---	---	---	---	---	---
		TRY_MW-205	Jun-11	< 10	< 10	**8.4**	< 10	**34**	< 20	< 10	< 10	< 10	< 10	< 10	< 10	< 10	---	**1.63**	---	---	---	---	---	---
		TRY_MW-205 DUP	Jun-11	< 10	< 10	**9.3**	< 10	**34**	< 20	< 10	< 10	< 10	< 10	< 10	< 10	< 10	---	**1.62**	---	---	---	---	---	---
		TRY_MW-205	Jun-13	< 10	< 10	**21**	< 10	**17**	---	---	< 10	< 10	---	---	< 10	< 10	---	**1.36**	---	---	---	---	---	---
		TRY_MW-205 DUP	Jun-13	< 10	< 10	**26**	< 10	**17**	---	---	< 10	< 10	---	---	< 10	< 10	---	**1.39**	---	---	---	---	---	---
		TRY_MW-205	Nov-14	< 10	< 10	**77**	< 10	**36**	< 20	< 10	< 10	< 10	< 10	< 10	< 10	**11**	**0.0041**	**1.91**	---	---	---	---	---	---
		TRY_MW-205	May-16	< 10	< 10	**5.3**	< 10	< 10	< 20	< 10	< 10	< 10	< 10	< 10	< 10	< 10	---	**1.29**	---	---	---	---	---	---
		TRY_MW-205	Nov-18	< 0.2	< 0.5	**13**	< 0.5	**34**	< 10	< 2	< 5	< 5	< 2	< 2	**4.1**	< 5	< 0.005	**1.5**	---	---	---	---	---	---
		TRY_MW-205	Apr-20	< 0.10	< 0.10	**3.6**	< 0.10	**24**	< 0.80	< 5.0	< 5.0	< 5.0	< 2.0	**3.0**	**2.6**	< 5.0	**0.00236**	**1.608**	---	---	---	---	---	---
		TRY_MW-205	Nov-22	< 0.10	< 0.10	**6.2**	< 0.10	**36**	< 0.80	< 5.0	< 5.0	< 5.0	< 2.0	< 2.0	**4.5**	< 5.0	---	**2.474**	---	---	---	---	---	---
TRY_MW-301	Overburden	TRY_MW-301	Oct-05	< 5	< 5	< 5	< 5	< 1	< 5	< 10	< 5	< 5	---	---	---	< 5	< 0.2	**7.8**	**0.057**	< 0.03	< 0.03	< 0.1	< 0.1	**62**
		TRY_MW-301	Dec-06	< 10	< 10	**12**	< 10	< 2	< 25	< 10	< 10	< 10	---	---	---	< 10	**0.061**	**4.57**	**0.2951**	< 0.002	**0.0394**	**0.037**	**0.005**	**107**
		TRY_MW-301	Jun-08	< 10	< 10	< 5	< 10	< 2	< 20	< 10	< 10	< 10	---	---	---	< 10	**0.0017**	**4.32**	**0.0558**	< 0.002	< 0.005	< 0.001	< 0.005	**61.2**
		TRY_MW-301	Dec-08	< 10	< 10	< 5	< 10	< 2	< 20	< 10	< 10	< 10	---	---	---	< 10	---	**4.78**	---	---	---	---	---	---
		TRY_MW-301	Jun-09	< 10	< 10	< 5	< 10	< 2	< 20	< 10	< 10	< 10	---	---	---	< 10	---	**6.35**	---	---	---	---	---	---
		TRY_MW-301	Oct-09	< 10	< 10	< 5	< 10	< 2	< 20	< 10	< 10	< 10	---	---	---	< 10	---	**6.85**	---	---	---	---	---	---
TRY_MW-301X	Overburden	TRY_MW-301X	Jun-11	< 10	< 10	< 5	< 10	< 2	< 20	< 10	< 10	< 10	---	---	---	< 10	< 0.001	**1.47**	**0.0125**	< 0.002	< 0.005	< 0.001	< 0.005	**1.56**
		TRY_MW-301X	Jun-13	< 10	< 10	< 5	< 10	< 10	---	---	< 10	< 10	---	---	< 10	< 10	---	**0.651**	---	---	---	---	---	---
		TRY_MW-301X	Nov-14	< 10	< 10	< 5	< 10	< 10	< 20	< 10	< 10	< 10	< 10	< 10	< 10	< 10	< 0.001	**0.713 B***	---	---	---	---	---	---
		TRY_MW-301X	May-16	< 10	< 10	< 5	< 10	< 10	< 20	< 10	< 10	< 10	< 10	< 10	< 10	< 10	---	**1.11**	---	---	---	---	---	---
		TRY_MW-301X	Nov-18	< 0.2	< 0.5	< 5	< 0.5	< 0.5	< 10	< 2	< 5	< 5	< 2	< 2	< 0.5	< 5	< 0.005	**1.8**	---	---	---	---	---	---
		TRY_MW-301X	Apr-20	< 0.10	< 0.10	< 3.0	< 0.10	< 0.10	< 0.80	< 5.0	< 5.0	< 5.0	< 2.0	< 2.0	< 0.10	< 5.0	< 0.00050	**1.147**	---	---	---	---	---	---
		TRY_MW-301X	Nov-22	< 0.10	< 0.10	< 3.0	< 0.10	< 0.10	< 0.80	< 5.0	< 5.0	< 5.0	< 2.0	< 2.0	< 0.10	< 5.0	---	**0.3715**	---	---	---	---	---	---

TABLE 5A
SUMMARY OF DETECTED COMPOUNDS IN GROUNDWATER SAMPLES
Troy Mills Landfill Superfund Site
Troy, New Hampshire

Monitoring Well ID	Geological Unit of Well Screen	Sample ID	Sampling Event Date	VOCs of Concern (ug/L)														
				Tetrachloroethene	Trichloroethene	cis-1,2-Dichloroethene	Vinyl Chloride	1,2,4-Trimethylbenzene	1,3,5-Trimethylbenzene	2-Butanone(MEK)	Benzene	Naphthalene	N-Butylbenzene	N-Propylbenzene	p-Isopropyltoluen	Tetrahydrofuran	Toluene
			Cas No.	127-18-4	79-01-6	156-59-2	75-01-4	95-63-6	108-67-8	78-93-3	71-43-2	91-20-3	104-51-8	103-65-1	99-87-6	109-99-9	108-88-3
			AGQS	5	5	70	2	330	330	4000	5	100 [3]	260	260	260	600	1000
			ROD ICL	5	5	70	2	330	330	4000	5	20	260	260	260	154	1000
			NHDES GW-2	240	20	na	4	1300	na	50000	2900	1700	na	na	na	na	50000
Field Samples																	
TRY_MW-501	Overburden	TRY_MW-501	Oct-05	< 1	< 1	**40**	< 1	**2.1**	< 1	< 1	**1**	< 5	**1**	**2.8**	< 1	< 1	< 1
		TRY_MW-501	Jun-06	< 2	< 2	**29**	< 2	< 2	< 2	< 10	< 2	< 2	< 2	**2.5**	< 2	< 10	< 2
		TRY_MW-501	Dec-06	< 2	< 2	**24**	< 2	< 2	< 2	< 10	< 2	< 10	< 2	< 2	< 2	< 10	< 2
		TRY_MW-501	May-07	< 2	< 2	**12**	< 2	< 2	< 2	< 10	< 2	< 10	< 2	< 2	< 2	< 10	< 2
		TRY_MW-501	Jun-08	< 2	< 2	**19**	**2.5**	< 2	< 2	< 10	< 2	< 10	< 2	< 2	< 2	< 10	< 2
		TRY_MW-501 DUP	Jun-08	< 2	< 2	**21**	**2.6**	< 2	< 2	< 10	< 2	< 10	< 2	< 2	< 2	< 10	< 2
		TRY_MW-501	Dec-08	< 2	< 2	**14**	< 2	< 2	< 2	< 10	< 2	< 10	< 2	< 2	< 2	< 10	< 2
		TRY_MW-501 DUP	Dec-08	< 2	< 2	**14**	< 2	< 2	< 2	< 10	< 2	< 10	< 2	< 2	< 2	< 10	< 2
		TRY_MW-501	Jun-09	< 2	< 2	**8.7**	< 2	< 2	< 2	< 10	< 2	< 10	< 2	< 2	< 2	< 10	< 2
		TRY_MW-501 DUP	Jun-09	< 2	< 2	**8.9**	< 2	< 2	< 2	< 10	< 2	< 10	< 2	< 2	< 2	< 10	< 2
		TRY_MW-501	Oct-09	< 2	< 2	**5.2**	**3.4**	< 2	< 2	< 10	< 2	< 10	< 2	< 2	< 2	< 10	< 2
		TRY_MW-501 DUP	Oct-09	< 2	< 2	**6.4**	**4**	< 2	< 2	< 10	< 2	< 10	< 2	< 2	< 2	< 10	< 2
TRY_MW-501X	Overburden	TRY_MW-501X	Jun-11	< 2.0	< 2.0	**2.0**	< 2.0	< 2.0	< 2.0	**12**	< 2.0	< 2.0	< 2.0	< 2.0	< 2.0	< 10	< 2.0
		TRY_MW-501X	Jun-13	< 2	< 2	< 2	< 2	< 2	< 2	< 10	< 2	< 2	< 2	< 2	< 2	< 10	< 2
		TRY_MW-501X	Nov-14	< 2	< 2	< 2	< 2	< 2	< 2	< 10	< 2	< 2	< 2	< 2	< 2	< 10	< 2
		TRY_MW-501X	May-16	< 2	< 2	< 2	< 2	< 2	< 2	< 10	< 2	< 2	< 2	< 2	< 2	< 10	< 2
		TRY_MW-501X	Nov-18	< 2	< 2	< 2	< 2	< 2	< 2	< 10	< 2	< 5	< 2	< 2	< 2	< 10	< 2
		TRY_MW-501X	Apr-20	< 0.50	< 0.50	< 0.50	< 1.0	< 2.5	< 2.5	< 5.0	< 0.50	< 2.5	< 0.50	< 0.50	< 0.50	< 5.0	< 0.75
		TRY_MW-501X	Nov-22	< 0.50	< 0.50	< 0.50	< 1.0	< 2.5	< 2.5	< 5.0	< 0.50	< 2.5	< 0.50	< 0.50	< 0.50	< 5.0	< 0.75
TRY_MW-501D	Overburden	TRY_MW-501D	Jun-15	< 1	< 1	< 1	< 1	< 1	< 1	< 10	< 1	< 0.19	< 1	< 1	< 1	< 5	< 1
		TRY_MW-501D	May-16	< 2	< 2	< 2	< 2	< 2	< 2	< 10	< 2	< 2	< 2	< 2	< 2	< 10	< 2
		TRY_MW-501D	Nov-18	< 2	< 2	< 2	< 2	< 2	< 2	< 10	< 2	< 5	< 2	< 2	< 2	< 10	< 2
		TRY_MW-501D	Apr-20	< 0.50	< 0.50	< 0.50	< 1.0	< 2.5	< 2.5	< 5.0	< 0.50	< 2.5	< 0.50	< 0.50	< 0.50	< 5.0	< 0.75
		TRY_MW-501D	Nov-22	< 0.50	< 0.50	**1.0**	< 1.0	< 2.5	< 2.5	< 5.0	< 0.50	< 2.5	< 0.50	< 0.50	< 0.50	< 5.0	< 0.75
TRY_MW-508	Overburden	TRY_MW-508	Jun-09	< 2	< 2	< 2	< 2	< 2	< 2	< 10	< 2	< 2	< 2	< 2	< 2	< 10	< 2
		TRY_MW-508	Oct-09	< 2	< 2	< 2	< 2	< 2	< 2	< 10	< 2	< 2	< 2	< 2	< 2	< 10	< 2
TRY_MW-508X	Overburden	TRY_MW-508X	Jun-11	< 2	< 2	< 2	< 2	< 2	< 2	< 10	< 2	< 10	< 2	< 2	< 2	< 10	< 2
		TRY_MW-508X	Nov-14	< 2	< 2	< 2	< 2	< 2	< 2	< 10	< 2	< 2	< 2	< 2	< 2	< 10	< 2
		TRY_MW-508X	May-16	< 2	< 2	< 2	< 2	< 2	< 2	< 10	< 2	< 10	< 2	< 2	< 2	< 10	< 2
		TRY_MW-508X	Oct-18	< 2	< 2	< 2	< 2	< 2	< 2	< 10	< 2	< 5	< 2	< 2	< 2	< 10	< 2
		TRY_MW-508X	Apr-20	< 0.50	< 0.50	< 0.50	< 1.0	< 2.5	< 2.5	< 5.0	< 0.50	< 2.5	< 0.50	< 0.50	< 0.50	< 5.0	< 0.75
		TRY_MW-508X	Nov-22	< 0.50	< 0.50	< 0.50	< 1.0	< 2.5	< 2.5	< 5.0	< 0.50	< 2.5	< 0.50	< 0.50	< 0.50	< 5.0	< 0.75

TABLE 5A
SUMMARY OF DETECTED COMPOUNDS IN GROUNDWATER SAMPLES
Troy Mills Landfill Superfund Site
Troy, New Hampshire

Monitoring Well ID	Geological Unit of Well Screen	Sample ID	Sampling Event Date	Additional VOCs (ug/L)																		Other COCs
				1,1,1-Trichloroethane	1,1-Dichloroethane	1,1-Dichloroethene	1,2-Dichloroethane	1,4-Dichlorobenzene	2-Chlorotoluene	4-Methyl-2-pentanone (MIBK)	Acetone	Carbon Disulfide	Ethylbenzene	Isopropylbenzene (cumene)	sec-Butylbenzene	t-Butanol (TBA)	t-Butylbenzene	Trichlorofluoromethane	m/p-Xylene	o-Xylene	Xylenes	1,4-Dioxane
			Cas No.	71-55-6	75-34-3	75-35-4	107-06-2	106-46-7	95-49-8	108-10-1	67-64-1	75-15-0	100-41-4	98-82-8	135-98-8	75-65-0	98-06-6	75-69-4	179601-23-1	95-47-6	1330-20-7	123-91-1
			AGQS	200	81	7	5	75	100	2000	6000	70	700	800	260	40	260	2000	10000 [1]	10000 [1]	10000 [1]	0.32 [4]
			ROD ICL	na	na	na	na	na	na	na	na	na	na	na	na	na	na	na	10000	10000	na	3
			NHDES GW-2	27000	130	630	50	80	na	50000	na	na	1500	na	na	na	na	na	na	na	17000	na
Field Samples																						
TRY_MW-501	Overburden	TRY_MW-501	Oct-05	< 1	< 1	< 1	**2**	< 1	< 1	< 1	< 1	---	**8.8**	**3.7**	**3.1**	---	**1.6**	< 1	< 2	< 1	---	---
		TRY_MW-501	Jun-06	< 2	**5**	< 2	< 2	< 2	< 2	< 2	**10**	---	**8**	**3.7**	**3.1**	---	**1.6**	< 2	< 2	< 2	---	---
		TRY_MW-501	Dec-06	< 2	< 2	**3.2**	< 2	< 2	< 2	< 10	< 10	---	**5.7**	**3.2**	**3**	< 10	< 2	< 2	< 2	< 2	---	---
		TRY_MW-501	May-07	< 2	**3.3**	< 2	< 2	< 2	< 2	< 10	< 10	---	**2.9**	**2.7**	**2.5**	< 10	< 2	< 2	< 2	< 2	---	---
		TRY_MW-501	Jun-08	< 2	**4.1**	< 2	< 2	< 2	< 2	< 10	< 10	---	**3.6**	**3.4**	**4.7**	< 10	< 2	< 2	< 2	< 2	---	---
		TRY_MW-501 DUP	Jun-08	< 2	**3.9**	< 2	< 2	< 2	< 2	< 10	< 10	---	**3.9**	**3.9**	**5.2**	< 10	< 2	< 2	< 2	< 2	---	---
		TRY_MW-501	Dec-08	< 2	**2.4**	< 2	< 2	< 2	< 2	< 10	< 10	---	**3.3**	**2.5**	**3.3**	< 10	< 2	< 2	< 2	< 2	---	---
		TRY_MW-501 DUP	Dec-08	< 2	**2.4**	< 2	< 2	< 2	< 2	< 10	< 10	---	**3.5**	**2.7**	**3.6**	< 10	< 2	< 2	< 2	< 2	---	---
		TRY_MW-501	Jun-09	< 2	**2.1**	< 2	< 2	< 2	< 2	< 10	< 10	---	**3**	**3.6**	**4.4**	< 10	**2**	< 2	< 2	< 2	---	---
		TRY_MW-501 DUP	Jun-09	< 2	**2.1**	< 2	< 2	< 2	< 2	< 10	< 10	---	**3.3**	**3.9**	**4.8**	< 10	**2**	< 2	< 2	< 2	---	---
		TRY_MW-501	Oct-09	< 2	< 2	< 2	< 2	< 2	< 2	< 10	< 10	---	**2.7**	**3.6**	**4.6**	< 10	**2.1**	< 2	< 2	< 2	---	---
		TRY_MW-501 DUP	Oct-09	< 2	< 2	< 2	< 2	< 2	< 2	< 10	< 10	---	**3**	**3.7**	**4.2**	< 10	**2.1**	< 2	< 2	< 2	---	---
TRY_MW-501X	Overburden	TRY_MW-501X	Jun-11	< 2.0	< 2.0	< 2.0	< 2.0	< 2.0	< 2.0	< 10	**12**	< 2.0	< 2.0	< 2.0	< 2.0	< 10	< 2.0	< 2.0	< 2.0	< 2.0	< 2.0	**0.39**
		TRY_MW-501X	Jun-13	< 2	< 2	< 2	< 2	< 2	< 2	< 10	**50**	< 2	< 2	< 2	< 2	< 10	< 2	< 2	< 2	< 2	< 2	---
		TRY_MW-501X	Nov-14	< 2	< 2	< 2	< 2	< 2	< 2	< 10	< 10	< 2	< 2	< 2	< 2	< 10	< 2	< 2	< 2	< 2	< 2	< 0.2
		TRY_MW-501X	May-16	< 2	< 2	< 2	< 2	< 2	< 2	< 10	**15**	< 2	< 2	< 2	< 2	< 10	< 2	< 2	< 4	< 2	< 6	**0.26**
		TRY_MW-501X	Nov-18	< 2	< 2	< 1	< 2	< 2	< 2	< 10	< 50	< 2	< 2	< 2	< 2	< 30	< 2	< 2	< 2	< 2	---	< 0.25
		TRY_MW-501X	Apr-20	< 0.50	< 0.75	< 0.50	< 0.50	< 2.5	< 2.5	< 5.0	< 5.0	< 5.0	< 0.50	< 0.50	< 0.50	< 10	< 2.5	< 2.5	< 1.0	< 1.0	< 1.0	< 0.144
		TRY_MW-501X	Nov-22	< 0.50	< 0.75	< 0.50	< 0.50	< 2.5	< 2.5	< 5.0	< 5.0	< 5.0	< 0.50	< 0.50	**0.92**	< 10	< 2.5	< 2.5	< 1.0	< 1.0	< 1.0	< 0.144
TRY_MW-501D	Overburden	TRY_MW-501D	Jun-15	< 1	< 1	< 1	< 1	< 1	< 1	< 10	< 25	---	< 1	< 1	< 1	< 25	< 1	< 1	< 2	< 1	---	**0.25 B**
		TRY_MW-501D	May-16	< 2	< 2	< 2	< 2	< 2	< 2	< 10	< 10	< 2	< 2	< 2	< 2	< 10	< 2	< 2	< 4	< 2	< 6	---
		TRY_MW-501D	Nov-18	< 2	< 2	< 1	< 2	< 2	< 2	< 10	< 50	< 2	< 2	< 2	< 2	< 30	< 2	< 2	< 2	< 2	---	**0.33**
		TRY_MW-501D	Apr-20	< 0.50	< 0.75	< 0.50	< 0.50	< 2.5	< 2.5	< 5.0	< 5.0	< 5.0	< 0.50	< 0.50	< 0.50	< 10	< 2.5	< 2.5	< 1.0	< 1.0	< 1.0	**0.412**
		TRY_MW-501D	Nov-22	< 0.50	**1.3**	< 0.50	< 0.50	< 2.5	< 2.5	< 5.0	< 5.0	< 5.0	**0.56**	< 0.50	< 0.50	< 10	< 2.5	< 2.5	< 1.0	< 1.0	< 1.0	**0.89**
TRY_MW-508	Overburden	TRY_MW-508	Jun-09	< 2	< 2	< 2	< 2	< 2	< 2	< 10	< 10	< 2	< 2	< 2	< 2	< 10	< 2	< 2	< 2	< 2	< 2	< 2
		TRY_MW-508	Oct-09	< 2	< 2	< 2	< 2	< 2	< 2	< 10	< 10	---	< 2	< 2	< 2	< 10	< 2	< 2	< 2	< 2	---	---
TRY_MW-508X	Overburden	TRY_MW-508X	Jun-11	< 2	< 2	< 2	< 2	< 2	< 2	< 10	< 10	---	< 2	< 2	< 2	< 10	< 2	< 2	< 2	< 2	---	< 0.2
		TRY_MW-508X	Nov-14	< 2	< 2	< 2	< 2	< 2	< 2	< 10	< 10	< 2	< 2	< 2	< 2	< 10	< 2	< 2	< 2	< 2	< 2	< 0.2
		TRY_MW-508X	May-16	< 2	< 2	< 2	< 2	< 2	< 2	< 10	< 10	< 2	< 2	< 2	< 2	< 10	< 2	< 2	< 4	< 2	---	< 0.25
		TRY_MW-508X	Oct-18	< 2	< 2	< 1	< 2	< 2	< 2	< 10	< 50	< 2	< 2	< 2	< 2	< 30	< 2	< 2	< 2	< 2	---	< 0.25
		TRY_MW-508X	Apr-20	< 0.50	< 0.75	< 0.50	< 0.50	< 2.5	< 2.5	< 5.0	< 5.0	< 5.0	< 0.50	< 0.50	< 0.50	< 10	< 2.5	< 2.5	< 1.0	< 1.0	< 1.0	< 0.144
		TRY_MW-508X	Nov-22	< 0.50	< 0.75	< 0.50	< 0.50	< 2.5	< 2.5	< 5.0	< 5.0	< 5.0	< 0.50	< 0.50	< 0.50	< 10	< 2.5	< 2.5	< 1.0	< 1.0	< 1.0	< 0.150

TABLE 5A
SUMMARY OF DETECTED COMPOUNDS IN GROUNDWATER SAMPLES
Troy Mills Landfill Superfund Site
Troy, New Hampshire

Monitoring Well ID	Geological Unit of Well Screen	Sample ID	Sampling Event Date	SVOCs of Concern (ug/L)						Additional SVOCs (ug/L)							Metal COCs		Additional Metals (mg/L)					
				Benzo(a)pyrene	Benzo(b)fluoranthene	Bis(Di)(2-ethylhexyl) phthalate	Dibenzo(a,h)anthracene	Naphthalene	Pentachlorophenol	3 & 4-Methylphenol	Benzyl butyl phthalate	Di-n-butylphthalate	Benzyl alcohol	4-Chloro-3-methylphenol	2-Methylnaphthalene	Di-n-octylphalate	Arsenic	Manganese	Barium	Cadmium	Chromium	Lead	Selenium	Iron
			Cas No.	50-32-8	205-99-2	117-81-7	53-70-3	91-20-3	87-86-5	34METHPH	85-68-7	84-74-2	100-51-6	59-50-7	91-57-6	117-84-0	7440-38-2	7439-96-5	7440-39-3	7440-43-9	7440-47-3	7439-92-1	7782-49-2	7439-89-6
			AGQS	0.2	0.1	6	0.1	100 [3]	1	40 [2]	na	800	na	na	280	na	0.005 [5]	0.3 [6]	2	0.005	0.1	0.015	0.05	na
			ROD ICL	0.2	0.1	6	0.1	20	1	na	na	na	na	na	na	na	0.05	0.3	na	na	na	na	na	na
			NHDES GW-2	na	na	na	na	1700	na	na	na	na	na	na	na	na	na	na	na	na	na	na	na	na
Field Samples																								
TRY_MW-501	Overburden	TRY_MW-501	Oct-05	< 5	< 5	**10**	< 5	< 1	< 5	< 10	< 5	< 5	---	---	---	< 5	< 0.2	**14**	**0.045**	< 0.03	< 0.03	< 0.1	< 0.1	**47**
		TRY_MW-501	Jun-06	---	---	---	---	---	---	---	---	---	---	---	---	---	< 0.001	**13.4**	**0.0577**	< 0.002	< 0.005	< 0.001	< 0.005	**63.4**
		TRY_MW-501	Dec-06	< 10	< 10	< 10	< 10	< 2	< 20	< 10	< 10	< 10	---	---	---	< 10	< 0.001	**13.5**	**0.0504**	< 0.002	**0.005**	**0.001**	**0.005**	**130**
		TRY_MW-501	May-07	< 10	< 10	< 10	< 10	< 2	< 20	< 10	< 10	< 10	---	---	---	< 10	< 0.001	**2.56**	**0.535**	< 0.002	< 0.005	< 0.001	< 0.005	**130**
		TRY_MW-501	Jun-08	< 10	< 10	< 5	< 10	< 2	< 20	< 10	< 10	< 10	---	---	---	< 10	< 0.001	**12.7**	**0.0585**	< 0.002	< 0.005	< 0.001	< 0.005	**61.55**
		TRY_MW-501 DUP	Jun-08	< 10	< 10	< 5	< 10	< 2	< 20	< 10	< 10	< 10	---	---	---	< 10	< 0.001	**12.5**	**0.0593**	< 0.002	< 0.005	< 0.001	< 0.005	**61.1**
		TRY_MW-501	Dec-08	< 10	< 10	< 5	< 10	< 2	< 20	< 10	< 10	< 10	---	---	---	< 10	---	**12**	---	---	---	---	---	---
		TRY_MW-501 DUP	Dec-08	< 10	< 10	< 5	< 10	< 2	< 20	< 10	< 10	< 10	---	---	---	< 10	---	**12.3**	---	---	---	---	---	---
		TRY_MW-501	Jun-09	< 10	< 10	< 5	< 10	< 2	< 20	< 10	< 10	< 10	---	---	---	< 10	---	**9.82**	---	---	---	---	---	---
		TRY_MW-501 DUP	Jun-09	< 10	< 10	< 5	< 10	< 2	< 20	< 10	< 10	< 10	---	---	---	< 10	---	**9.91**	---	---	---	---	---	---
		TRY_MW-501	Oct-09	< 10	< 10	< 5	< 10	< 2	< 20	< 10	< 10	< 10	---	---	---	< 10	---	**9.78**	---	---	---	---	---	---
		TRY_MW-501 DUP	Oct-09	< 10	< 10	< 5	< 10	< 2	< 20	< 10	< 10	< 10	---	---	---	< 10	---	**9.57**	---	---	---	---	---	---
TRY_MW-501X	Overburden	TRY_MW-501X	Jun-11	< 10	< 10	< 5.0	< 10	< 10	< 20	**11**	< 10	< 10	< 10	< 10	< 10	< 10	< 0.0010	**5.24**	**0.0458**	< 0.0020	< 0.0050	**0.0017**	< 0.0050	**64.4**
		TRY_MW-501X	Jun-13	< 10	< 10	< 5	< 10	< 10	---	---	< 10	< 10	---	---	< 10	< 10	---	**1.93**	---	---	---	---	---	---
		TRY_MW-501X	Nov-14	< 10	< 10	< 5	< 10	< 10	< 20	< 10	< 10	< 10	< 10	< 10	< 10	< 10	**0.0011**	**3.82 B***	---	---	---	---	---	---
		TRY_MW-501X	May-16	< 10	< 10	< 5	< 10	< 10	< 20	< 10	< 10	< 10	< 10	< 10	< 10	< 10	---	**5.78**	---	---	---	---	---	---
		TRY_MW-501X	Nov-18	< 0.2	< 0.5	< 5	< 0.5	< 0.5	< 10	< 2	< 5	< 5	< 2	< 2	< 0.5	< 5	< 0.005	**4**	---	---	---	---	---	---
		TRY_MW-501X	Apr-20	< 0.10	< 0.10	< 3.0	< 0.10	< 0.10	< 0.80	< 5.0	< 5.0	< 5.0	< 2.0	< 2.0	< 0.10	< 5.0	**0.00108 T**	**2.895 T**	---	---	---	---	---	---
		TRY_MW-501X	Nov-22	< 0.10	< 0.10	< 3.0	< 0.10	< 0.10	< 0.80	< 5.0	< 5.0	< 5.0	< 2.0	< 2.0	< 0.10	< 5.0	---	**3.925 T***	---	---	---	---	---	---
TRY_MW-501D	Overburden	TRY_MW-501D	Jun-15	< 0.05	< 0.05	< 5.6	< 0.05	< 1	< 0.75	< 18.7	< 9.3	< 9.3	---	---	---	< 9.3	< 0.001	**0.151**	---	---	---	---	---	---
		TRY_MW-501D	May-16	< 10	< 10	< 5	< 10	< 10	< 20	< 10	< 10	< 10	< 10	< 10	< 10	< 10	---	**0.1**	---	---	---	---	---	---
		TRY_MW-501D	Nov-18	< 0.2	< 0.5	< 5	< 0.5	< 0.5	< 10	< 2	< 5	< 5	< 2	< 2	< 0.5	< 5	< 0.005	**0.1**	---	---	---	---	---	---
		TRY_MW-501D	Apr-20	< 0.10	< 0.10	< 3.0	< 0.10	< 0.10	< 0.80	< 5.0	< 5.0	< 5.0	< 2.0	< 2.0	< 0.10	< 5.0	**0.00060**	**0.05204**	---	---	---	---	---	---
		TRY_MW-501D	Nov-22	< 0.10	< 0.10	< 3.0	< 0.10	< 0.10	< 0.80	< 5.0	< 5.0	< 5.0	< 2.0	< 2.0	< 0.10	< 5.0	---	**0.1208**	---	---	---	---	---	---
TRY_MW-508	Overburden	TRY_MW-508	Jun-09	---	---	---	< 10	< 10	< 20	< 10	---	< 10	---	---	< 10	< 10	---	---	---	---	---	---	---	---
		TRY_MW-508	Oct-09	< 10	< 10	< 5	< 10	< 10	< 20	< 10	< 10	< 10	---	---	---	< 10	---	**0.058**	---	---	---	---	---	---
TRY_MW-508X	Overburden	TRY_MW-508X	Jun-11	< 10	< 10	< 5	< 10	< 2	< 20	< 10	< 10	< 10	---	---	---	< 10	< 0.001	**0.353**	**0.0357**	< 0.002	< 0.005	< 0.001	< 0.005	**1.47**
		TRY_MW-508X	Nov-14	< 10	< 10	< 5	< 10	< 10	< 20	< 10	< 10	< 10	< 10	< 10	< 10	< 10	< 0.001	**0.02 B***	---	---	---	---	---	---
		TRY_MW-508X	May-16	< 10	< 10	< 5	< 10	< 2	< 20	< 10	< 10	< 10	---	---	---	< 10	---	**0.015**	---	---	---	---	---	---
		TRY_MW-508X	Oct-18	< 0.2	< 0.5	< 5	< 0.5	< 0.5	< 10	< 2	< 5	< 5	< 2	< 2	< 0.5	< 5	< 0.025	< 0.05	---	---	---	---	---	---
		TRY_MW-508X	Apr-20	< 0.10	< 0.10	< 3.0	< 0.10	< 0.10	< 0.80	< 5.0	< 5.0	< 5.0	< 2.0	< 2.0	< 0.10	< 5.0	< 0.00050	**0.01394**	---	---	---	---	---	---
		TRY_MW-508X	Nov-22	< 0.10	< 0.10	< 3.0	< 0.10	< 0.10	< 0.80	< 5.0	< 5.0	< 5.0	< 2.0	< 2.0	< 0.10	< 5.0	---	**0.01544**	---	---	---	---	---	---

TABLE 5A
SUMMARY OF DETECTED COMPOUNDS IN GROUNDWATER SAMPLES
Troy Mills Landfill Superfund Site
Troy, New Hampshire

Monitoring Well ID	Geological Unit of Well Screen	Sample ID	Sampling Event Date	VOCs of Concern (ug/L)													
				Tetrachloroethene	Trichloroethene	cis-1,2-Dichloroethene	Vinyl Chloride	1,2,4-Trimethylbenzene	1,3,5-Trimethylbenzene	2-Butanone(MEK)	Benzene	Naphthalene	N-Butylbenzene	N-Propylbenzene	p-Isopropyltoluen	Tetrahydrofuran	Toluene
			Cas No.	127-18-4	79-01-6	156-59-2	75-01-4	95-63-6	108-67-8	78-93-3	71-43-2	91-20-3	104-51-8	103-65-1	99-87-6	109-99-9	108-88-3
			AGQS	5	5	70	2	330	330	4000	5	100 [3]	260	260	260	600	1000
			ROD ICL	5	5	70	2	330	330	4000	5	20	260	260	260	154	1000
			NHDES GW-2	240	20	na	4	1300	na	50000	2900	1700	na	na	na	na	50000
Field Samples																	
TRY_MW-601S	Overburden	TRY_MW-601S	Oct-05	< 1	< 1	**3.1**	< 1	< 1	< 1	< 1	< 1	< 5	**6.4**	**1.4**	< 1	**9.9**	< 1
		TRY_MW-601S	Dec-06	< 0.4	< 2	< 2	< 2	< 2	< 2	< 10	< 0.3	< 10	< 2	< 2	< 2	< 10	< 2
		TRY_MW-601S	May-07	< 2	< 2	< 2	< 2	< 2	< 2	< 10	< 2	< 10	< 2	< 2	< 2	< 10	< 2
		TRY_MW-601S	Jun-08	< 2	< 2	**2.1**	< 2	< 2	< 2	< 10	< 2	< 10	< 2	< 2	< 2	< 10	< 2
		TRY_MW-601S	Dec-08	< 2	< 2	< 2	< 2	< 2	< 2	< 10	< 2	< 10	< 2	< 2	< 2	< 10	< 2
		TRY_MW-601S	Jun-09	< 2	< 2	< 2	< 2	< 2	< 2	< 10	< 2	< 10	< 2	< 2	< 2	< 10	< 2
		TRY_MW-601S	Oct-09	< 2	< 2	< 2	< 2	< 2	< 2	< 10	< 2	< 10	< 2	< 2	< 2	< 10	< 2
		TRY_MW-601S	Jun-11	< 2.0	< 2.0	< 2.0	< 2.0	< 2.0	< 2.0	< 10	< 2.0	< 2.0	< 2.0	< 2.0	< 2.0	< 10	< 2.0
		TRY_MW-601S	Jun-13	< 2	< 2	< 2	< 2	< 2	< 2	< 10	< 2	< 2	< 2	< 2	< 2	< 10	< 2
		TRY_MW-601S	Nov-14	< 2	< 2	< 2	< 2	< 2	< 2	< 10	< 2	< 2	< 2	< 2	< 2	< 10	< 2
		TRY_MW-601S	May-16	< 2	< 2	< 2	< 2	< 2	< 2	< 10	< 2	< 2	< 2	< 2	< 2	< 10	< 2
		TRY_MW-601S	Nov-18	< 2	< 2	< 2	< 2	< 2	< 2	< 10	< 2	< 5	< 2	< 2	< 2	< 10	< 2
		TRY_MW-601S	Apr-20	< 0.50	< 0.50	**0.78**	< 1.0	< 2.5	< 2.5	< 5.0	< 0.50	< 2.5	< 0.50	< 0.50	< 0.50	< 5.0	< 0.75
		TRY_MW-601S	Nov-22	< 0.50	< 0.50	< 0.50	< 1.0	< 2.5	< 2.5	< 5.0	< 0.50	< 2.5	< 0.50	< 0.50	< 0.50	< 5.0	< 0.75
TRY_MW-601D	Overburden	TRY_MW-601D	Oct-05	**1.4**	**1.2**	**9.4**	**1.6**	< 1	< 1	< 1	**3.2**	< 5	< 1	**12**	< 1	**9.5**	< 1
		TRY_MW-601D	Dec-06	< 0.4	< 2	**8.7**	< 2	< 2	**59**	< 10	**2.6**	< 10	< 2	**8.4**	< 2	< 10	< 2
		TRY_MW-601D	May-07	< 2	< 2	**11**	< 2	< 2	< 2	< 10	**3**	< 10	< 2	**11**	< 2	< 10	< 2
		TRY_MW-601D	Jun-08	< 2	< 2	**11**	< 2	< 2	< 2	< 10	**2.5**	< 10	< 2	**5.9**	< 2	< 10	< 2
		TRY_MW-601D	Dec-08	< 2	< 2	**15**	< 2	< 2	< 2	< 10	**2.2**	< 10	< 2	**4.5**	< 2	< 10	< 2
		TRY_MW-601D	Jun-09	< 2	< 2	**12**	< 2	< 2	< 2	< 10	< 2	< 10	< 2	< 2	< 2	< 10	< 2
		TRY_MW-601D	Oct-09	< 2	< 2	**14**	< 2	< 2	< 2	< 10	**2.5**	< 10	< 2	< 2	< 2	< 10	< 2
		TRY_MW-601D	Jun-11	< 2.0	< 2.0	**14**	< 2.0	< 2.0	< 2.0	< 10	< 2.0	< 2.0	< 2.0	< 2.0	< 2.0	< 10	< 2.0
		TRY_MW-601D	Jun-13	< 2	< 2	**12**	< 2	< 2	< 2	< 10	< 2	< 2	< 2	< 2	< 2	< 10	< 2
		TRY_MW-601D	Nov-14	< 2	**2.4**	**18**	< 2	< 2	< 2	< 10	< 2	< 2	< 2	< 2	< 2	< 10	< 2
		TRY_MW-601D	May-16	< 2	< 2	**14**	< 2	< 2	< 2	< 10	< 2	< 2	< 2	< 2	< 2	< 10	< 2
		TRY_MW-601D	Nov-18	< 2	< 2	**14**	< 2	< 2	< 2	< 10	< 2	< 5	< 2	< 2	< 2	< 10	< 2
		TRY_MW-601D	Apr-20	< 0.50	**1.4**	**16**	< 1.0	< 2.5	< 2.5	< 5.0	**1.4**	< 2.5	< 0.50	< 0.50	< 0.50	< 5.0	< 0.75
		TRY_MW-601D	Nov-22	< 0.50	**1.1**	**14**	< 1.0	< 2.5	< 2.5	< 5.0	**1.3**	< 2.5	< 0.50	< 0.50	< 0.50	< 5.0	< 0.75
TRY_MW-601B	Bedrock	TRY_MW-601B	Nov-22	< 0.50	< 0.50	< 0.50	< 1.0	< 2.5	< 2.5	< 5.0	< 0.50	< 2.5	< 0.50	< 0.50	< 0.50	< 5.0	< 0.75

TABLE 5A
SUMMARY OF DETECTED COMPOUNDS IN GROUNDWATER SAMPLES
Troy Mills Landfill Superfund Site
Troy, New Hampshire

Monitoring Well ID	Geological Unit of Well Screen	Sample ID	Sampling Event Date	Additional VOCs (ug/L)																		Other COCs
				1,1,1-Trichloroethane	1,1-Dichloroethane	1,1-Dichloroethene	1,2-Dichloroethane	1,4-Dichlorobenzene	2-Chlorotoluene	4-Methyl-2-pentanone (MIBK)	Acetone	Carbon Disulfide	Ethylbenzene	Isopropylbenzene (cumene)	sec-Butylbenzene	t-Butanol (TBA)	t-Butylbenzene	Trichlorofluoromethane	m/p-Xylene	o-Xylene	Xylenes	1,4-Dioxane
			Cas No.	71-55-6	75-34-3	75-35-4	107-06-2	106-46-7	95-49-8	108-10-1	67-64-1	75-15-0	100-41-4	98-82-8	135-98-8	75-65-0	98-06-6	75-69-4	179601-23-1	95-47-6	1330-20-7	123-91-1
			AGQS	200	81	7	5	75	100	2000	6000	70	700	800	260	40	260	2000	10000 [1]	10000 [1]	10000 [1]	0.32 [4]
			ROD ICL	na	na	na	na	na	na	na	na	na	na	na	na	na	na	na	10000	10000	na	3
			NHDES GW-2	27000	130	630	50	80	na	50000	na	na	1500	na	na	na	na	na	na	na	17000	na
Field Samples																						
TRY_MW-601S	Overburden	TRY_MW-601S	Oct-05	< 1	< 1	< 1	< 1	< 1	< 1	< 1	< 1	---	< 1	**12**	**9.6**	---	**1.5**	< 1	< 2	< 1	---	---
		TRY_MW-601S	Dec-06	< 2	< 2	< 2	< 0.4	< 2	< 2	< 10	< 10	---	< 2	< 2	< 2	< 10	< 2	< 2	< 2	< 2	---	---
		TRY_MW-601S	May-07	< 2	< 2	< 2	< 2	< 2	< 2	< 10	< 10	---	< 2	< 2	< 2	< 10	< 2	< 2	< 2	< 2	---	---
		TRY_MW-601S	Jun-08	< 2	< 2	< 2	< 2	< 2	< 2	< 10	< 10	---	< 2	**4.5**	**10**	< 10	< 2	< 2	< 2	< 2	---	< 2
		TRY_MW-601S	Dec-08	< 2	< 2	< 2	< 2	< 2	< 2	< 10	< 10	---	< 2	< 2	**3.8**	< 10	< 2	< 2	< 2	< 2	---	---
		TRY_MW-601S	Jun-09	< 2	< 2	< 2	< 2	< 2	< 2	< 10	< 10	---	< 2	< 2	**4**	< 10	< 2	< 2	< 2	< 2	---	---
		TRY_MW-601S	Oct-09	< 2	< 2	< 2	< 2	< 2	< 2	< 10	< 10	---	< 2	< 2	**3.2**	< 10	< 2	< 2	< 2	< 2	---	---
		TRY_MW-601S	Jun-11	< 2.0	< 2.0	< 2.0	< 2.0	< 2.0	< 2.0	< 10	< 10	< 2.0	< 2.0	< 2.0	**6.1**	< 10	< 2.0	< 2.0	< 2.0	< 2.0	< 2.0	---
		TRY_MW-601S	Jun-13	< 2	< 2	< 2	< 2	< 2	< 2	< 10	< 10	< 2	< 2	< 2	**3.5**	< 10	< 2	< 2	< 2	< 2	< 2	---
		TRY_MW-601S	Nov-14	< 2	< 2	< 2	< 2	< 2	< 2	< 10	< 10	< 2	< 2	< 2	**2.6**	< 10	< 2	< 2	< 2	< 2	< 2	---
		TRY_MW-601S	May-16	< 2	< 2	< 2	< 2	< 2	< 2	< 10	< 10	< 2	< 2	< 2	**3.5**	< 10	< 2	< 2	< 4	< 2	< 6	---
		TRY_MW-601S	Nov-18	< 2	< 2	< 1	< 2	< 2	< 2	< 10	< 50	< 2	< 2	< 2	**5**	< 30	< 2	< 2	< 2	< 2	---	< 0.25
		TRY_MW-601S	Apr-20	< 0.50	< 0.75	< 0.50	< 0.50	< 2.5	< 2.5	< 5.0	< 5.0	< 5.0	< 0.50	< 0.50	**7.3**	< 10	< 2.5	< 2.5	< 1.0	< 1.0	< 1.0	< 0.150
		TRY_MW-601S	Nov-22	< 0.50	< 0.75	< 0.50	< 0.50	< 2.5	< 2.5	< 5.0	< 5.0	< 5.0	< 0.50	< 0.50	**1.6**	< 10	< 2.5	< 2.5	< 1.0	< 1.0	< 1.0	< 0.150
TRY_MW-601D	Overburden	TRY_MW-601D	Oct-05	< 1	< 1	< 1	< 1	< 1	< 1	< 1	**1.1**	---	**51**	**18**	**1.4**	---	**1.2**	< 1	< 2	< 1	---	---
		TRY_MW-601D	Dec-06	< 2	< 2	< 2	< 0.4	< 2	< 2	< 10	< 10	---	**29**	**9.4**	< 2	< 10	< 2	< 2	< 2	< 2	---	< 2
		TRY_MW-601D	May-07	< 2	< 2	< 2	< 2	< 2	< 2	< 10	< 10	---	**39**	**16**	**2.2**	< 10	< 2	< 2	< 2	< 2	---	---
		TRY_MW-601D	Jun-08	< 2	< 2	< 2	< 2	< 2	< 2	< 10	< 10	---	**31**	**11**	**11**	< 10	< 2	< 2	< 2	< 2	---	< 2
		TRY_MW-601D	Dec-08	< 2	< 2	< 2	< 2	< 2	< 2	< 10	< 10	---	**21**	**10**	< 2	< 10	< 2	< 2	< 2	< 2	---	---
		TRY_MW-601D	Jun-09	< 2	< 2	< 2	< 2	< 2	< 2	< 10	< 10	---	**8.5**	**6.8**	< 2	< 10	< 2	< 2	< 2	< 2	---	---
		TRY_MW-601D	Oct-09	< 2	< 2	< 2	< 2	< 2	< 2	< 10	**20**	---	**8.5**	**13**	**2.8**	< 10	< 2	< 2	< 2	< 2	---	---
		TRY_MW-601D	Jun-11	< 2.0	< 2.0	< 2.0	< 2.0	< 2.0	< 2.0	< 10	< 10	< 2.0	**7.6**	**10.0**	**2.2**	< 10	< 2.0	< 2.0	< 2.0	< 2.0	< 2.0	---
		TRY_MW-601D	Jun-13	< 2	< 2	< 2	< 2	< 2	< 2	< 10	< 10	< 2	< 2	**10**	**2.5**	< 10	< 2	< 2	< 2	< 2	< 2	---
		TRY_MW-601D	Nov-14	< 2	< 2	< 2	< 2	< 2	< 2	< 10	< 10	< 2	**3.3**	**26**	**7.8**	< 10	**2.2**	< 2	< 2	< 2	< 2	---
		TRY_MW-601D	May-16	< 2	< 2	< 2	< 2	< 2	< 2	< 10	< 10	< 2	**3.8**	**24**	**8.1**	< 10	**2.4**	< 2	< 4	< 2	< 6	---
		TRY_MW-601D	Nov-18	< 2	< 2	< 1	< 2	< 2	< 2	< 10	< 50	< 2	**2**	**29**	**10**	< 30	**3**	< 2	< 2	< 2	---	< 0.25
		TRY_MW-601D	Apr-20	< 0.50	< 0.75	< 0.50	< 0.50	< 2.5	< 2.5	< 5.0	< 5.0	< 5.0	**2.3**	**35**	**14**	< 10	**3.6**	< 2.5	< 1.0	< 1.0	< 1.0	**0.225**
		TRY_MW-601D	Nov-22	< 0.50	< 0.75	< 0.50	< 0.50	< 2.5	< 2.5	< 5.0	< 5.0	< 5.0	**0.94**	**26**	**6.7**	< 10	**2.7**	< 2.5	< 1.0	< 1.0	< 1.0	**0.18**
TRY_MW-601B	Bedrock	TRY_MW-601B	Nov-22	< 0.50	< 0.75	< 0.50	< 0.50	< 2.5	< 2.5	< 5.0	**6.4**	< 5.0	< 0.50	< 0.50	< 0.50	< 10	< 2.5	< 2.5	< 1.0	< 1.0	< 1.0	< 0.144

TABLE 5A
SUMMARY OF DETECTED COMPOUNDS IN GROUNDWATER SAMPLES
Troy Mills Landfill Superfund Site
Troy, New Hampshire

Monitoring Well ID	Geological Unit of Well Screen	Sample ID	Sampling Event Date	SVOCs of Concern (ug/L)						Additional SVOCs (ug/L)							Metal COCs		Additional Metals (mg/L)					
				Benzo(a)pyrene	Benzo(b)fluoranthene	Bis(Di)(2-ethylhexyl) phthalate	Dibenzo(a,h)anthracene	Naphthalene	Pentachlorophenol	3 & 4-Methylphenol	Benzyl butyl phthalate	Di-n-butylphthalate	Benzyl alcohol	4-Chloro-3-methylphenol	2-Methylnaphthalene	Di-n-octylphalate	Arsenic	Manganese	Barium	Cadmium	Chromium	Lead	Selenium	Iron
			Cas No.	50-32-8	205-99-2	117-81-7	53-70-3	91-20-3	87-86-5	34METHPH	85-68-7	84-74-2	100-51-6	59-50-7	91-57-6	117-84-0	7440-38-2	7439-96-5	7440-39-3	7440-43-9	7440-47-3	7439-92-1	7782-49-2	7439-89-6
			AGQS	0.2	0.1	6	0.1	100 [3]	1	40 [2]	na	800	na	na	280	na	0.005 [5]	0.3 [6]	2	0.005	0.1	0.015	0.05	na
			ROD ICL	0.2	0.1	6	0.1	20	1	na	na	na	na	na	na	na	0.05	0.3	na	na	na	na	na	na
			NHDES GW-2	na	na	na	na	1700	na	na	na	na	na	na	na	na	na	na	na	na	na	na	na	na
Field Samples																								
TRY_MW-601S	Overburden	TRY_MW-601S	Oct-05	< 5	< 5	< 5	< 5	< 1	< 5	< 10	< 5	< 5	---	---	---	< 5	< 0.2	**5.2**	< 0.03	< 0.03	< 0.03	< 0.1	< 0.1	**0.055**
		TRY_MW-601S	Dec-06	< 10	< 10	< 10	< 10	< 2	< 25	< 10	< 10	< 10	---	---	---	< 10	< 0.001	**9.85**	**0.0089**	< 0.002	**0.005**	**0.001**	**0.005**	**0.124**
		TRY_MW-601S	May-07	< 10	< 10	**11**	< 10	< 2	< 20	< 10	< 10	< 10	---	---	---	< 10	< 0.001	**9.45**	**0.0525**	< 0.002	**0.0071**	**0.0027**	< 0.005	**7.36**
		TRY_MW-601S	Jun-08	< 10	< 10	< 5	< 10	< 2	< 20	< 10	< 10	< 10	---	---	---	< 10	< 0.001	**15.7**	**0.0109**	< 0.002	< 0.005	< 0.001	< 0.005	**0.196**
		TRY_MW-601S	Dec-08	< 10	< 10	< 5	< 10	< 2	< 20	< 10	< 10	< 10	---	---	---	< 10	---	**14.5**	---	---	---	---	---	---
		TRY_MW-601S	Jun-09	< 10	< 10	< 5	< 10	< 2	< 20	< 10	< 10	< 10	---	---	---	< 10	---	**13.8**	---	---	---	---	---	---
		TRY_MW-601S	Oct-09	< 10	< 10	< 5	< 10	< 2	< 20	< 10	< 10	< 10	---	---	---	< 10	---	**10.7**	---	---	---	---	---	---
		TRY_MW-601S	Jun-11	< 10	< 10	< 5.0	< 10	< 10	< 20	< 10	< 10	< 10	< 10	< 10	< 10	< 10	---	**10.8**	---	---	---	---	---	---
		TRY_MW-601S	Jun-13	< 10	< 10	< 5	< 10	< 10	---	---	< 10	< 10	---	---	< 10	< 10	---	**8.02**	---	---	---	---	---	---
		TRY_MW-601S	Nov-14	< 10	< 10	< 5	< 10	< 10	< 20	< 10	< 10	< 10	< 10	< 10	< 10	< 10	< 0.001	**5.01**	---	---	---	---	---	---
		TRY_MW-601S	May-16	< 10	< 10	< 5	< 10	< 10	< 20	< 10	< 10	< 10	< 10	< 10	< 10	< 10	---	**7.36**	---	---	---	---	---	---
		TRY_MW-601S	Nov-18	< 0.2	< 0.5	< 5	< 0.5	< 0.5	< 10	< 2	< 5	< 5	< 2	< 2	< 0.5	< 5	< 0.025	**11**	---	---	---	---	---	---
		TRY_MW-601S	Apr-20	< 0.10	< 0.10	< 3.0	< 0.10	< 0.10	< 0.80	< 5.0	< 5.0	< 5.0	< 2.0	< 2.0	< 0.10	< 5.0	< 0.00050	**11.63**	---	---	---	---	---	---
		TRY_MW-601S	Nov-22	< 0.10	< 0.10	< 3.0	< 0.10	< 0.10	< 0.80	< 5.0	< 5.0	< 5.0	< 2.0	< 2.0	< 0.10	< 5.0	---	**9.651**	---	---	---	---	---	---
TRY_MW-601D	Overburden	TRY_MW-601D	Oct-05	< 5	< 5	< 5	< 5	< 1	< 5	< 10	< 5	< 5	---	---	---	< 5	**0.0014**	**0.884**	< 0.03	< 0.03	< 0.03	< 0.1	< 0.1	**1.8**
		TRY_MW-601D	Dec-06	< 10	< 10	< 10	< 10	< 2	< 25	< 10	< 10	< 10	---	---	---	< 10	**0.0014**	**0.884**	**0.0148**	< 0.002	**0.005**	**0.001**	**0.005**	**2.26**
		TRY_MW-601D	May-07	< 10	< 10	< 10	< 10	< 2	< 20	< 10	< 10	< 10	---	---	---	< 10	**0.0012**	**0.821**	**0.0161**	< 0.002	< 0.005	< 0.001	< 0.005	**1.72**
		TRY_MW-601D	Jun-08	< 10	< 10	< 5	< 10	< 2	< 20	< 10	< 10	< 10	---	---	---	< 10	**0.0012**	**0.821**	**0.013**	< 0.002	< 0.005	< 0.001	< 0.005	**2.32**
		TRY_MW-601D	Dec-08	< 10	< 10	< 5	< 10	< 2	< 20	< 10	< 10	< 10	---	---	---	< 10	---	**0.935**	---	---	---	---	---	---
		TRY_MW-601D	Jun-09	< 10	< 10	< 5	< 10	< 2	< 20	< 10	< 10	< 10	---	---	---	< 10	---	**0.901**	---	---	---	---	---	---
		TRY_MW-601D	Oct-09	< 10	< 10	< 5	< 10	**3.9 J**	< 20	< 10	< 10	< 10	---	---	---	< 10	---	**0.939**	---	---	---	---	---	---
		TRY_MW-601D	Jun-11	< 10	< 10	< 5.0	< 10	< 10	< 20	< 10	< 10	< 10	< 10	< 10	< 10	< 10	---	**1.03**	---	---	---	---	---	---
		TRY_MW-601D	Jun-13	< 10	< 10	< 5	< 10	< 10	---	---	< 10	< 10	---	---	< 10	< 10	---	**1.18**	---	---	---	---	---	---
		TRY_MW-601D	Nov-14	< 10	< 10	< 5	< 10	< 10	< 20	< 10	< 10	< 10	< 10	< 10	< 10	< 10	**0.0012**	**1.35**	---	---	---	---	---	---
		TRY_MW-601D	May-16	< 10	< 10	< 5	< 10	< 10	< 20	< 10	< 10	< 10	< 10	< 10	< 10	< 10	---	**1.3**	---	---	---	---	---	---
		TRY_MW-601D	Nov-18	< 0.2	< 0.5	< 5	< 0.5	< 0.5	< 10	< 2	< 5	< 5	< 2	< 2	< 0.5	< 5	< 0.005	**1.5**	---	---	---	---	---	---
		TRY_MW-601D	Apr-20	< 0.10	< 0.10	< 3.0	< 0.10	**0.32**	< 0.80	< 5.0	< 5.0	< 5.0	< 2.0	< 2.0	< 0.10	< 5.0	**0.00088**	**1.701**	---	---	---	---	---	---
		TRY_MW-601D	Nov-22	< 0.10	< 0.10	< 3.0	< 0.10	**0.23**	< 0.80	< 5.0	< 5.0	< 5.0	< 2.0	< 2.0	< 0.10	< 5.0	---	**1.609**	---	---	---	---	---	---
TRY_MW-601B	Bedrock	TRY_MW-601B	Nov-22	< 0.10	< 0.10	< 3.0	< 0.10	< 0.10	< 0.80	< 5.0	< 5.0	< 5.0	< 2.0	< 2.0	< 0.10	< 5.0	---	**0.1365**						

TABLE 5A
SUMMARY OF DETECTED COMPOUNDS IN GROUNDWATER SAMPLES
Troy Mills Landfill Superfund Site
Troy, New Hampshire

Monitoring Well ID	Geological Unit of Well Screen	Sample ID	Sampling Event Date	VOCs of Concern (ug/L)													
				Tetrachloroethene	Trichloroethene	cis-1,2-Dichloroethene	Vinyl Chloride	1,2,4-Trimethylbenzene	1,3,5-Trimethylbenzene	2-Butanone(MEK)	Benzene	Naphthalene	N-Butylbenzene	N-Propylbenzene	p-Isopropyltoluen	Tetrahydrofuran	Toluene
			Cas No.	127-18-4	79-01-6	156-59-2	75-01-4	95-63-6	108-67-8	78-93-3	71-43-2	91-20-3	104-51-8	103-65-1	99-87-6	109-99-9	108-88-3
			AGQS	5	5	70	2	330	330	4000	5	100 [3]	260	260	260	600	1000
			ROD ICL	5	5	70	2	330	330	4000	5	20	260	260	260	154	1000
			NHDES GW-2	240	20	na	4	1300	na	50000	2900	1700	na	na	na	na	50000
Field Samples																	
TRY_MW-602B	Bedrock	TRY_MW-602B	Oct-05	< 1	< 1	**10**	< 1	**47**	**11**	< 1	**1.6**	**10**	**7.4**	**9.6**	< 1	**42**	< 1
		TRY_MW-602B	Dec-06	< 0.4	< 2	**3**	< 2	**2**	**4.1**	< 10	< 0.3	< 10	**4.7**	**4.7**	< 2	< 10	< 2
		TRY_MW-602B	May-07	< 2	< 2	**2.1**	< 2	**6.8**	**4.9**	< 10	< 2	< 10	**2.8**	**4.8**	**3**	< 10	< 2
		TRY_MW-602B	Jun-08	< 2	< 2	**2.6**	< 2	**23**	< 2	< 10	< 2	< 10	**8.1**	**10**	< 2	< 10	< 2
		TRY_MW-602B	Dec-08	< 2	< 2	< 2	< 2	< 2	< 2	< 10	< 2	< 10	< 2	< 2	< 2	< 10	< 2
		TRY_MW-602B	Jun-09	< 2	< 2	< 2	< 2	**6.9**	< 2	< 10	< 2	< 10	< 2	< 2	< 2	< 10	< 2
		TRY_MW-602B	Oct-09	< 2	< 2	< 2	< 2	< 2	< 2	< 10	< 2	< 10	< 2	< 2	< 2	< 10	< 2
		TRY_MW-602B	Jun-11	< 2.0	< 2.0	< 2.0	< 2.0	**19**	< 2.0	< 10	< 2.0	< 2.0	< 2.0	**3.3**	< 2.0	< 10	< 2.0
		TRY_MW-602B	Nov-14	< 2	< 2	< 2	< 2	< 2	< 2	< 10	< 2	< 2	< 2	< 2	< 2	< 10	< 2
		TRY_MW-602B	May-16	< 2	< 2	< 2	< 2	**2.8**	< 2	< 10	< 2	< 2	< 2	< 2	< 2	< 10	< 2
		TRY_MW-602B	Oct-18	< 2	< 2	< 2	< 2	< 2	< 2	< 10	< 2	< 5	< 2	< 2	< 2	< 10	< 2
		TRY_MW-602B	Apr-20	< 0.50	< 0.50	< 0.50	< 1.0	< 2.5	< 2.5	< 5.0	< 0.50	< 2.5	< 0.50	< 0.50	< 0.50	< 5.0	< 0.75
		TRY_MW-602B	Nov-22	< 0.50	< 0.50	< 0.50	< 1.0	< 2.5	< 2.5	< 5.0	< 0.50	< 2.5	< 0.50	< 0.50	< 0.50	< 5.0	< 0.75
TRY_MW-701	Bedrock	TRY_MW-701	Dec-06	< 2	< 2	< 2	< 2	< 2	< 2	< 10	< 2	< 10	< 2	< 2	< 2	< 10	< 2
		TRY_MW-701	May-07	---	---	---	---	---	---	---	---	---	---	---	---	---	---
		TRY_MW-701	Jun-08	< 2	< 2	< 2	< 2	< 2	< 2	< 10	< 2	< 10	< 2	< 2	< 2	< 10	< 2
		TRY_MW-701	Dec-08	< 2	< 2	< 2	< 2	< 2	< 2	< 10	< 2	< 10	< 2	< 2	< 2	< 10	< 2
		TRY_MW-701	Jun-09	< 2	< 2	< 2	< 2	< 2	< 2	< 10	< 2	< 10	< 2	< 2	< 2	< 10	< 2
		TRY_MW-701	Oct-09	< 2	< 2	< 2	< 2	< 2	< 2	< 10	< 2	< 10	< 2	< 2	< 2	< 10	< 2
		TRY_MW-701	Jun-11	< 2	< 2	< 2	< 2	< 2	< 2	< 10	< 2	< 10	< 2	< 2	< 2	< 10	< 2
		TRY_MW-701	Jun-13	< 2	< 2	< 2	< 2	< 2	< 2	< 10	< 2	< 2	< 2	< 2	< 2	< 10	< 2
		TRY_MW-701	Nov-14	< 2	< 2	< 2	< 2	< 2	< 2	< 10	< 2	< 2	< 2	< 2	< 2	< 10	< 2
		TRY_MW-701	May-16	< 2	< 2	< 2	< 2	< 2	< 2	< 10	< 2	< 2	< 2	< 2	< 2	< 10	< 2
		TRY_MW-701	Oct-18	< 2	< 2	< 2	< 2	< 2	< 2	< 10	< 2	< 5	< 2	< 2	< 2	< 10	< 2
		TRY_MW-701	Apr-20	< 0.50	< 0.50	< 0.50	< 1.0	< 2.5	< 2.5	< 5.0	< 0.50	< 2.5	< 0.50	< 0.50	< 0.50	< 5.0	< 0.75
		TRY_MW-701	Nov-22	< 0.50	< 0.50	< 0.50	< 1.0	< 2.5	< 2.5	< 5.0	< 0.50	< 2.5	< 0.50	< 0.50	< 0.50	< 5.0	< 0.75
TRY_MW-702S	Overburden	TRY_MW-702S	Dec-06	< 0.4	< 2	< 2	< 2	< 2	< 2	< 10	< 0.3	< 10	< 2	< 2	< 2	< 10	< 2
		TRY_MW-702S	May-07	---	---	---	---	---	---	---	---	---	---	---	---	---	---
		TRY_MW-702S	Jun-08	< 2	< 2	< 2	< 2	< 2	< 2	< 10	< 2	< 10	< 2	< 2	< 2	< 10	< 2
		TRY_MW-702S	Oct-09	< 2	< 2	< 2	< 2	< 2	< 2	< 10	< 2	< 10	< 2	< 2	< 2	< 10	< 2
TRY_MW-702SX	Overburden	TRY_MW-702SX	Jun-11	< 2	< 2	< 2	< 2	< 2	< 2	< 10	< 2	< 10	< 2	< 2	< 2	< 10	< 2
		TRY_MW-702SX	Nov-14	< 2	< 2	< 2	< 2	< 2	< 2	< 10	< 2	< 2	< 2	< 2	< 2	< 10	< 2
		TRY_MW-702SX	Jun-15	---	---	---	---	---	---	---	---	---	---	---	---	---	---
		TRY_MW-702SX Resample	Jun-15	---	---	---	---	---	---	---	---	---	---	---	---	---	---
		TRY_MW-702SX	May-16	< 2	< 2	< 2	< 2	< 2	< 2	< 10	< 2	< 2	< 2	< 2	< 2	< 10	< 2
		TRY_MW-702SX	Oct-18	< 2	< 2	< 2	< 2	< 2	< 2	< 10	< 2	< 5	< 2	< 2	< 2	< 10	< 2
		TRY_MW-702SX	Apr-20	< 0.50	< 0.50	< 0.50	< 1.0	< 2.5	< 2.5	< 5.0	< 0.50	< 2.5	< 0.50	< 0.50	< 0.50	< 5.0	< 0.75
		TRY_MW-702SX	Nov-22	< 0.50	< 0.50	< 0.50	< 1.0	< 2.5	< 2.5	< 5.0	< 0.50	< 2.5	< 0.50	< 0.50	< 0.50	< 5.0	< 0.75

TABLE 5A
SUMMARY OF DETECTED COMPOUNDS IN GROUNDWATER SAMPLES
Troy Mills Landfill Superfund Site
Troy, New Hampshire

Monitoring Well ID	Geological Unit of Well Screen	Sample ID	Sampling Event Date	Additional VOCs (ug/L)																		Other COCs
				1,1,1-Trichloroethane	1,1-Dichloroethane	1,1-Dichloroethene	1,2-Dichloroethane	1,4-Dichlorobenzene	2-Chlorotoluene	4-Methyl-2-pentanone (MIBK)	Acetone	Carbon Disulfide	Ethylbenzene	Isopropylbenzene (cumene)	sec-Butylbenzene	t-Butanol (TBA)	t-Butylbenzene	Trichlorofluoromethane	m/p-Xylene	o-Xylene	Xylenes	1,4-Dioxane
			Cas No.	71-55-6	75-34-3	75-35-4	107-06-2	106-46-7	95-49-8	108-10-1	67-64-1	75-15-0	100-41-4	98-82-8	135-98-8	75-65-0	98-06-6	75-69-4	179601-23-1	95-47-6	1330-20-7	123-91-1
			AGQS	200	81	7	5	75	100	2000	6000	70	700	800	260	40	260	2000	10000 [1]	10000 [1]	10000 [1]	0.32 [4]
			ROD ICL	na	na	na	na	na	na	na	na	na	na	na	na	na	na	na	10000	10000	na	3
			NHDES GW-2	27000	130	630	50	80	na	50000	na	na	1500	na	na	na	na	na	na	na	17000	na
Field Samples																						
TRY_MW-602B	Bedrock	TRY_MW-602B	Oct-05	**1.2**	**2**	< 1	< 1	< 1	< 1	< 1	< 1	---	**17**	**13**	**9.8**	---	**1.4**	< 1	**5.5**	< 1	---	---
		TRY_MW-602B	Dec-06	< 2	< 2	< 2	< 0.4	< 2	< 2	< 10	< 10	---	**5.2**	**6.9**	**11**	< 10	< 2	< 2	< 2	< 2	---	< 2
		TRY_MW-602B	May-07	< 2	< 2	< 2	< 2	< 2	< 2	< 10	< 10	---	**5.9**	**6.8**	**11**	< 10	< 2	< 2	< 2	< 2	---	---
		TRY_MW-602B	Jun-08	< 2	< 2	< 2	< 2	< 2	< 2	< 10	< 10	---	**14**	**11**	**19**	< 10	**2.7**	< 2	< 2	< 2	---	< 2
		TRY_MW-602B	Dec-08	< 2	< 2	< 2	< 2	< 2	< 2	< 10	< 10	---	**21**	**10**	**10**	< 10	< 2	< 2	< 2	< 2	---	---
		TRY_MW-602B	Jun-09	< 2	< 2	< 2	< 2	< 2	< 2	< 10	< 10	---	< 2	**2**	**11**	< 10	**2**	< 2	< 2	< 2	---	---
		TRY_MW-602B	Oct-09	< 2	< 2	< 2	< 2	< 2	< 2	< 10	< 10	---	< 2	< 2	**11**	< 10	**2.3**	< 2	< 2	< 2	---	---
		TRY_MW-602B	Jun-11	< 2.0	< 2.0	< 2.0	< 2.0	< 2.0	< 2.0	< 10	< 10	< 2.0	**3.4**	**3.3**	**13**	< 10	**2.5**	< 2.0	< 2.0	< 2.0	< 2.0	---
		TRY_MW-602B	Nov-14	< 2	< 2	< 2	< 2	< 2	< 2	< 10	< 10	< 2	< 2	< 2	**8**	< 10	< 2	< 2	< 2	< 2	< 2	---
		TRY_MW-602B	May-16	< 2	< 2	< 2	< 2	< 2	< 2	< 10	< 10	< 2	< 2	< 2	**6.9**	< 10	< 2	< 2	< 4	< 2	< 6	---
		TRY_MW-602B	Oct-18	< 2	< 2	< 1	< 2	< 2	< 2	< 10	< 50	< 2	< 2	< 2	**9**	< 30	**2**	< 2	< 2	< 2	---	< 0.25
		TRY_MW-602B	Apr-20	< 0.50	< 0.75	< 0.50	< 0.50	< 2.5	< 2.5	< 5.0	< 5.0	< 5.0	< 0.50	**0.62**	**7.4**	< 10	< 2.5	< 2.5	< 1.0	< 1.0	< 1.0	< 0.134
		TRY_MW-602B	Nov-22	< 0.50	< 0.75	< 0.50	< 0.50	< 2.5	< 2.5	< 5.0	< 5.0	< 5.0	< 0.50	< 0.50	**7.6**	< 10	< 2.5	< 2.5	< 1.0	< 1.0	< 1.0	< 0.139
TRY_MW-701	Bedrock	TRY_MW-701	Dec-06	< 2	< 2	< 2	< 2	< 2	< 2	< 10	< 10	---	< 2	< 2	< 2	< 10	< 2	< 2	< 2	< 2	---	---
		TRY_MW-701	May-07	---	---	---	---	---	---	---	---	---	---	---	---	---	---	---	---	---	---	---
		TRY_MW-701	Jun-08	< 2	< 2	< 2	< 2	< 2	< 2	< 10	< 10	---	< 2	< 2	< 2	< 10	< 2	< 2	< 2	< 2	---	---
		TRY_MW-701	Dec-08	< 2	< 2	< 2	< 2	< 2	< 2	< 10	< 10	---	< 2	< 2	< 2	< 10	< 2	< 2	< 2	< 2	---	---
		TRY_MW-701	Jun-09	< 2	< 2	< 2	< 2	< 2	< 2	< 10	< 10	---	< 2	< 2	< 2	< 10	< 2	< 2	< 2	< 2	---	---
		TRY_MW-701	Oct-09	< 2	< 2	< 2	< 2	< 2	< 2	< 10	< 10	---	< 2	< 2	< 2	< 10	< 2	< 2	< 2	< 2	---	---
		TRY_MW-701	Jun-11	< 2	< 2	< 2	< 2	< 2	< 2	< 10	< 10	---	< 2	< 2	< 2	< 10	< 2	< 2	< 2	< 2	---	---
		TRY_MW-701	Jun-13	< 2	< 2	< 2	< 2	< 2	< 2	< 10	< 10	< 2	< 2	< 2	< 2	< 10	< 2	< 2	< 2	< 2	< 2	---
		TRY_MW-701	Nov-14	< 2	< 2	< 2	< 2	< 2	< 2	< 10	< 10	< 2	< 2	< 2	< 2	< 10	< 2	< 2	< 2	< 2	< 2	---
		TRY_MW-701	May-16	< 2	< 2	< 2	< 2	< 2	< 2	< 10	< 10	< 2	< 2	< 2	< 2	< 10	< 2	< 2	< 4	< 2	< 6	---
		TRY_MW-701	Oct-18	< 2	< 2	< 1	< 2	< 2	< 2	< 10	< 50	< 2	< 2	< 2	< 2	< 30	< 2	< 2	< 2	< 2	---	< 0.25
		TRY_MW-701	Apr-20	< 0.50	< 0.75	< 0.50	< 0.50	< 2.5	< 2.5	< 5.0	< 5.0	< 5.0	< 0.50	< 0.50	< 0.50	< 10	< 2.5	< 2.5	< 1.0	< 1.0	< 1.0	< 0.144
		TRY_MW-701	Nov-22	< 0.50	< 0.75	< 0.50	< 0.50	< 2.5	< 2.5	< 5.0	< 5.0	< 5.0	< 0.50	< 0.50	< 0.50	< 10	< 2.5	< 2.5	< 1.0	< 1.0	< 1.0	< 0.139
TRY_MW-702S	Overburden	TRY_MW-702S	Dec-06	< 2	< 2	< 2	< 2	< 2	< 2	< 10	< 10	---	< 2	< 2	< 2	< 10	< 2	< 2	< 2	< 2	---	---
		TRY_MW-702S	May-07	---	---	---	---	---	---	---	---	---	---	---	---	---	---	---	---	---	---	---
		TRY_MW-702S	Jun-08	< 2	< 2	< 2	< 2	< 2	< 2	< 10	< 10	---	< 2	< 2	< 2	< 10	< 2	< 2	< 2	< 2	---	---
		TRY_MW-702S	Oct-09	< 2	< 2	< 2	< 2	< 2	< 2	< 10	< 10	---	< 2	< 2	< 2	< 10	< 2	< 2	< 2	< 2	---	< 2
TRY_MW-702SX	Overburden	TRY_MW-702SX	Jun-11	< 2	< 2	< 2	< 2	< 2	< 2	< 10	< 10	---	< 2	< 2	< 2	< 10	< 2	< 2	< 2	< 2	---	< 0.2
		TRY_MW-702SX	Nov-14	< 2	< 2	< 2	< 2	< 2	< 2	< 10	< 10	< 2	< 2	< 2	< 2	< 10	< 2	< 2	< 2	< 2	< 2	< 0.2
		TRY_MW-702SX	Jun-15	---	---	---	---	---	---	---	---	---	---	---	---	---	---	---	---	---	---	---
		TRY_MW-702SX Resample	Jun-15	---	---	---	---	---	---	---	---	---	---	---	---	---	---	---	---	---	---	---
		TRY_MW-702SX	May-16	< 2	< 2	< 2	< 2	< 2	< 2	< 10	< 10	< 2	< 2	< 2	< 2	< 10	< 2	< 2	< 4	< 2	< 6	< 0.25
		TRY_MW-702SX	Oct-18	< 2	< 2	< 1	< 2	< 2	< 2	< 10	< 50	< 2	< 2	< 2	< 2	< 30	< 2	< 2	< 2	< 2	---	< 0.25
		TRY_MW-702SX	Apr-20	< 0.50	< 0.75	< 0.50	< 0.50	< 2.5	< 2.5	< 5.0	< 5.0	< 5.0	< 0.50	< 0.50	< 0.50	< 10	< 2.5	< 2.5	< 1.0	< 1.0	< 1.0	< 0.144
		TRY_MW-702SX	Nov-22	< 0.50	< 0.75	< 0.50	< 0.50	< 2.5	< 2.5	< 5.0	< 5.0	< 5.0	< 0.50	< 0.50	< 0.50	< 10	< 2.5	< 2.5	< 1.0	< 1.0	< 1.0	< 0.139

TABLE 5A
SUMMARY OF DETECTED COMPOUNDS IN GROUNDWATER SAMPLES
Troy Mills Landfill Superfund Site
Troy, New Hampshire

Monitoring Well ID	Geological Unit of Well Screen	Sample ID	Sampling Event Date	SVOCs of Concern (ug/L)						Additional SVOCs (ug/L)							Metal COCs		Additional Metals (mg/L)					
				Benzo(a)pyrene	Benzo(b)fluoranthene	Bis(Di)(2-ethylhexyl) phthalate	Dibenzo(a,h)anthracene	Naphthalene	Pentachlorophenol	3 & 4-Methylphenol	Benzyl butyl phthalate	Di-n-butylphthalate	Benzyl alcohol	4-Chloro-3-methylphenol	2-Methylnaphthalene	Di-n-octylphalate	Arsenic	Manganese	Barium	Cadmium	Chromium	Lead	Selenium	Iron
			Cas No.	50-32-8	205-99-2	117-81-7	53-70-3	91-20-3	87-86-5	34METHPH	85-68-7	84-74-2	100-51-6	59-50-7	91-57-6	117-84-0	7440-38-2	7439-96-5	7440-39-3	7440-43-9	7440-47-3	7439-92-1	7782-49-2	7439-89-6
			AGQS	0.2	0.1	6	0.1	100 [3]	1	40 [2]	na	800	na	na	280	na	0.005 [5]	0.3 [6]	2	0.005	0.1	0.015	0.05	na
			RDD ICL	0.2	0.1	6	0.1	20	1	na	na	na	na	na	na	na	0.05	0.3	na	na	na	na	na	na
			NHDES GW-2	na	na	na	na	1700	na	na	na	na	na	na	na	na	na	na	na	na	na	na	na	na
Field Samples																								
TRY_MW-602B	Bedrock	TRY_MW-602B	Oct-05	< 5	< 5	< 5	< 5	**19**	< 5	< 10	< 5	< 5	---	---	---	< 5	< 0.2	**9.3**	< 0.03	< 0.03	< 0.03	< 0.1	< 0.1	**12**
		TRY_MW-602B	Dec-06	< 10	< 10	< 10	< 10	**9.5**	< 25	< 10	< 10	< 10	---	---	---	< 10	**0.0041**	**8.44**	**0.0266**	< 0.002	**0.005**	**0.001**	**0.005**	**8.48**
		TRY_MW-602B	May-07	< 10	< 10	< 10	< 10	**8.1**	< 20	< 10	< 10	< 10	---	---	---	< 10	**0.0034**	**6.91**	**0.0269**	< 0.002	< 0.005	< 0.001	< 0.005	**6.3**
		TRY_MW-602B	Jun-08	< 10	< 10	< 5	< 10	**6.8**	< 20	< 10	< 10	< 10	---	---	---	< 10	**0.0024**	**8.52**	**0.0298**	< 0.002	< 0.005	< 0.001	< 0.005	**9.53**
		TRY_MW-602B	Dec-08	< 10	< 10	< 5	< 10	< 2	< 20	< 10	< 10	< 10	---	---	---	< 10	---	**7.65**	---	---	---	---	---	---
		TRY_MW-602B	Jun-09	< 10	< 10	< 5	< 10	< 2	< 20	< 10	< 10	< 10	---	---	---	< 10	---	**7.16**	---	---	---	---	---	---
		TRY_MW-602B	Oct-09	< 10	< 10	< 5	< 10	**4.8 J***	< 20	< 10	< 10	< 10	---	---	---	< 10	---	**6.58**	---	---	---	---	---	---
		TRY_MW-602B	Jun-11	< 10	< 10	< 5.0	< 10	< 10	< 20	< 10	< 10	< 10	< 10	< 10	< 10	< 10	---	**6.67**	---	---	---	---	---	---
		TRY_MW-602B	Nov-14	< 10	< 10	< 5	< 10	< 10	< 20	< 10	< 10	< 10	< 10	< 10	< 10	< 10	**0.0033**	**6.81**	---	---	---	---	---	---
		TRY_MW-602B	May-16	< 10	< 10	< 5	< 10	< 10	< 20	< 10	< 10	< 10	< 10	< 10	< 10	< 10	---	**7.31**	---	---	---	---	---	---
		TRY_MW-602B	Oct-18	< 0.2	< 0.5	< 5	< 0.5	< 0.5	< 10	< 2	< 5	< 5	< 2	< 2	< 0.5	< 5	< 0.005	**8.8**	---	---	---	---	---	---
		TRY_MW-602B	Apr-20	< 0.10	< 0.10	< 3.0	< 0.10	< 0.10	< 0.80	< 5.0	< 5.0	< 5.0	< 2.0	< 2.0	< 0.10	< 5.0	**0.00514**	**7.457**	---	---	---	---	---	---
		TRY_MW-602B	Nov-22	< 0.10	< 0.10	< 3.0	< 0.10	< 0.10	< 0.80	< 5.0	< 5.0	< 5.0	< 2.0	< 2.0	< 0.10	< 5.0	---	**6.865**	---	---	---	---	---	---
TRY_MW-701	Bedrock	TRY_MW-701	Dec-06	< 10	< 10	< 10	< 10	< 2	< 25	< 10	< 10	< 10	---	---	---	< 10	**0.001**	**0.037**	**0.0101**	< 0.002	**0.005**	**0.001**	**0.005**	**0.244**
		TRY_MW-701	May-07	---	---	---	---	---	---	---	---	---	---	---	---	---	< 0.001	**0.023**	**0.0093**	< 0.002	< 0.005	< 0.001	< 0.005	**0.088**
		TRY_MW-701	Jun-08	< 10	< 10	< 5	< 10	< 2	< 20	< 10	< 10	< 10	---	---	---	< 10	< 0.001	**0.018**	**0.0129**	< 0.002	< 0.005	< 0.001	< 0.005	< 0.05
		TRY_MW-701	Dec-08	< 10	< 10	< 5	< 10	< 2	< 20	< 10	< 10	< 10	---	---	---	< 10	< 0.001	**0.025**	---	---	---	---	---	---
		TRY_MW-701	Jun-09	< 10	< 10	< 5	< 10	< 2	< 20	< 10	< 10	< 10	---	---	---	< 10	---	**0.02**	---	---	---	---	---	---
		TRY_MW-701	Oct-09	< 10	< 10	< 5	< 10	< 2	< 20	< 10	< 10	< 10	---	---	---	< 10	---	**0.02**	---	---	---	---	---	---
		TRY_MW-701	Jun-11	< 10	< 10	< 5	< 10	< 2	< 20	< 10	< 10	< 10	---	---	---	< 10	---	**0.016**	---	---	---	---	---	---
		TRY_MW-701	Jun-13	< 10	< 10	< 5	< 10	< 10	---	---	< 10	< 10	---	---	< 10	< 10	---	**0.019**	---	---	---	---	---	---
		TRY_MW-701	Nov-14	< 10	< 10	< 5	< 10	< 10	< 20	< 10	< 10	< 10	< 10	< 10	< 10	< 10	< 0.001	**0.018**	---	---	---	---	---	---
		TRY_MW-701	May-16	< 10	< 10	< 5	< 10	< 10	< 20	< 10	< 10	< 10	< 10	< 10	< 10	< 10	---	**0.013**	---	---	---	---	---	---
		TRY_MW-701	Oct-18	< 0.2	< 0.5	< 5	< 0.5	< 0.5	< 10	< 2	< 5	< 5	< 2	< 2	< 0.5	< 5	< 0.025	< 0.05	---	---	---	---	---	---
		TRY_MW-701	Apr-20	< 0.10	< 0.10	< 3.0	< 0.10	< 0.10	< 0.80	< 5.0	< 5.0	< 5.0	< 2.0	< 2.0	< 0.10	< 5.0	< 0.00050	**0.01344**	---	---	---	---	---	---
		TRY_MW-701	Nov-22	< 0.10	< 0.10	< 3.0	< 0.10	< 0.10	< 0.80	< 5.0	< 5.0	< 5.0	< 2.0	< 2.0	< 0.10	< 5.0	---	**0.01209**	---	---	---	---	---	---
TRY_MW-702S	Overburden	TRY_MW-702S	Dec-06	< 10	< 10	< 10	< 10	< 2	< 25	< 10	< 10	< 10	---	---	---	< 10	**0.001**	**1.45**	**0.0227**	< 0.002	**0.005**	**0.001**	**0.005**	**3.06**
		TRY_MW-702S	May-07	---	---	---	---	---	---	---	---	---	---	---	---	---	< 0.001	**0.555**	**0.0272**	< 0.002	< 0.005	< 0.001	< 0.005	**2.22**
		TRY_MW-702S	Jun-08	< 10	< 10	< 5	< 10	< 2	< 20	< 10	< 10	< 10	---	---	---	< 10	< 0.001	**0.254**	**0.0423**	< 0.002	< 0.005	< 0.001	< 0.005	**0.281**
		TRY_MW-702S	Oct-09	< 10	< 10	< 5	< 10	< 2	< 20	< 10	< 10	< 10	---	---	---	< 10	---	**0.185**	---	---	---	---	---	---
TRY_MW-702SX	Overburden	TRY_MW-702SX	Jun-11	< 10	< 10	< 5	< 10	< 2	< 20	< 10	< 10	< 10	---	---	---	< 10	< 0.001	**0.039**	**0.0222**	< 0.002	< 0.005	< 0.001	< 0.005	**0.112**
		TRY_MW-702SX	Nov-14	< 10	< 10	**16**	< 10	< 10	< 20	< 10	**10**	< 10	< 10	< 10	< 10	< 10	< 0.001	**0.025**	---	---	---	---	---	---
		TRY_MW-702SX	Jun-15	< 0.05	< 0.05	**7.4 B**	< 0.05	< 0.19	< 0.75	< 18.9	< 9.4	< 9.4	---	---	---	< 9.4	---	---	---	---	---	---	---	---
		TRY_MW-702SX Resample	Jun-15	---	---	< 5	---	---	---	< 18.9	< 5	< 5	---	---	---	< 5	---	---	---	---	---	---	---	---
		TRY_MW-702SX	May-16	< 10	< 10	< 5	< 10	< 10	< 20	< 10	< 10	< 10	< 10	< 10	< 10	< 10	---	**0.017**	---	---	---	---	---	---
		TRY_MW-702SX	Oct-18	< 0.2	< 0.5	< 5	< 0.5	< 0.5	< 10	< 2	< 5	< 5	< 2	< 2	< 0.5	< 5	< 0.005	**0.05**	---	---	---	---	---	---
		TRY_MW-702SX	Apr-20	< 0.10	< 0.10	< 3.0	< 0.10	< 0.10	< 0.80	< 5.0	< 5.0	< 5.0	< 2.0	< 2.0	< 0.10	< 5.0	< 0.00050	**0.01105**	---	---	---	---	---	---
		TRY_MW-702SX	Nov-22	< 0.10	< 0.10	< 3.0	< 0.10	< 0.10	< 0.80	< 5.0	< 5.0	< 5.0	< 2.0	< 2.0	< 0.10	< 5.0	---	**0.01429**	---	---	---	---	---	---

TABLE 5A
SUMMARY OF DETECTED COMPOUNDS IN GROUNDWATER SAMPLES
Troy Mills Landfill Superfund Site
Troy, New Hampshire

Monitoring Well ID	Geological Unit of Well Screen	Sample ID	Sampling Event Date	VOCs of Concern (ug/L)													
				Tetrachloroethene	Trichloroethene	cis-1,2-Dichloroethene	Vinyl Chloride	1,2,4-Trimethylbenzene	1,3,5-Trimethylbenzene	2-Butanone(MEK)	Benzene	Naphthalene	N-Butylbenzene	N-Propylbenzene	p-Isopropyltoluen	Tetrahydrofuran	Toluene
			Cas No.	127-18-4	79-01-6	156-59-2	75-01-4	95-63-6	108-67-8	78-93-3	71-43-2	91-20-3	104-51-8	103-65-1	99-87-6	109-99-9	108-88-3
			AGQS	5	5	70	2	330	330	4000	5	100 [3]	260	260	260	600	1000
			ROD ICL	5	5	70	2	330	330	4000	5	20	260	260	260	154	1000
			NHDES GW-2	240	20	na	4	1300	na	50000	2900	1700	na	na	na	na	50000
Field Samples																	
TRY_MW-702D	Bedrock	TRY_MW-702D	Dec-06	< 2	< 2	< 2	< 2	< 2	< 2	< 10	< 2	< 10	< 2	< 2	< 2	< 10	< 2
		TRY_MW-702D	May-07	---	---	---	---	---	---	---	---	---	---	---	---	---	---
		TRY_MW-702D	Jun-08	< 2	< 2	< 2	< 2	< 2	< 2	< 10	< 2	< 10	< 2	< 2	< 2	< 10	< 2
		TRY_MW-702D 25.9'	Oct-09	< 2	< 2	< 2	< 2	< 2	< 2	< 10	< 2	< 10	< 2	< 2	< 2	< 10	< 2
		TRY_MW-702D 35.9'	Oct-09	< 2	< 2	< 2	< 2	< 2	< 2	< 10	< 2	< 10	< 2	< 2	< 2	< 10	< 2
		TRY_MW-702D 44.4'	Oct-09	< 2	< 2	< 2	< 2	< 2	< 2	< 10	< 2	< 10	< 2	< 2	< 2	< 10	< 2
		TRY_MW-702D 25.9'	Apr-10	---	---	---	---	---	---	---	---	---	---	---	---	---	---
		TRY_MW-702D 25.9' DUP	Apr-10	---	---	---	---	---	---	---	---	---	---	---	---	---	---
		TRY_MW-702D	Jun-11	< 2	< 2	< 2	< 2	< 2	< 2	< 10	< 2	< 10	< 2	< 2	< 2	< 10	< 2
		TRY_MW-702D	Nov-14	< 2	< 2	< 2	< 2	< 2	< 2	< 10	< 2	< 2	< 2	< 2	< 2	< 10	< 2
		TRY_MW-702D	Jun-15	---	---	---	---	---	---	---	---	---	---	---	---	---	---
		TRY_MW-702D Resample	Jun-15	---	---	---	---	---	---	---	---	---	---	---	---	---	---
		TRY_MW-702D	May-16	< 2	< 2	< 2	< 2	< 2	< 2	< 10	< 2	< 2	< 2	< 2	< 2	< 10	< 2
		TRY_MW-702D	Oct-18	< 2	< 2	< 2	< 2	< 2	< 2	< 10	< 2	< 5	< 2	< 2	< 2	< 10	< 2
		TRY_MW-702D	Apr-20	< 0.50	< 0.50	< 0.50	< 1.0	< 2.5	< 2.5	< 5.0	< 0.50	< 2.5	< 0.50	< 0.50	< 0.50	< 5.0	< 0.75
		TRY_MW-702D	Nov-22	< 0.50	< 0.50	< 0.50	< 1.0	< 2.5	< 2.5	< 5.0	< 0.50	< 2.5	< 0.50	< 0.50	< 0.50	< 5.0	< 0.75
TRY_MW-801	Overburden	TRY_MW-801	Jun-11	< 2.0	< 2.0	< 2.0	< 2.0	< 2.0	< 2.0	< 10	< 2.0	< 2.0	< 2.0	< 2.0	< 2.0	< 10	< 2.0
		TRY_MW-801	Jun-13	< 2	< 2	< 2	< 2	< 2	< 2	< 10	< 2	< 2	< 2	< 2	< 2	< 10	< 2
		TRY_MW-801	Nov-14	< 2	< 2	< 2	< 2	< 2	< 2	< 10	< 2	< 2	< 2	< 2	< 2	< 10	< 2
		TRY_MW-801	May-16	< 2	< 2	< 2	< 20	< 20	< 20	< 10	< 2	< 2	< 2	< 2	< 2	< 10	< 2
		TRY_MW-801	Nov-18	< 2	< 2	< 2	< 2	< 2	< 2	< 10	< 2	< 5	< 2	< 2	< 2	< 10	< 2
		TRY_MW-801	Apr-20	< 0.50	< 0.50	**0.72**	< 1.0	< 2.5	< 2.5	< 5.0	< 0.50	< 2.5	< 0.50	< 0.50	< 0.50	< 5.0	< 0.75
		TRY_MW-801	Nov-22	< 0.50	< 0.50	< 0.50	< 1.0	< 2.5	< 2.5	< 5.0	< 0.50	< 2.5	< 0.50	< 0.50	< 0.50	< 5.0	< 0.75
TRY_MW-802	Overburden	TRY_MW-802	Jun-11	< 2	< 2	< 2	< 2	**148 J***	**12 J***	< 10	< 2	**8.4 J***	**11 J***	**17 J***	**7.9 J***	< 10	< 2
		TRY_MW-802	Jun-13	< 2	< 2	< 2	< 2	**7**	< 2	< 10	< 2	**2.3**	< 2	< 2	**3.7**	< 10	< 2
		TRY_MW-802	Nov-14	< 2	< 2	< 2	< 2	< 2	< 2	< 10	< 2	< 2	< 2	< 2	< 2	< 10	< 2
		TRY_MW-802	May-16	< 2	< 2	< 2	< 2	< 2	< 2	< 10	< 2	< 2	**3.6**	< 2	**2**	< 10	< 2
		TRY_MW-802	Nov-18	< 2	< 2	< 2	< 2	< 2	< 2	< 10	< 2	< 5	< 2	< 2	< 2	< 10	< 2
		TRY_MW-802	Apr-20	< 0.50	< 0.50	**1.3**	< 1.0	< 2.5	< 2.5	< 5.0	< 0.50	< 2.5	< 0.50	< 0.50	< 0.50	< 5.0	< 0.75
		TRY_MW-802	Nov-22	< 0.50	< 0.50	< 0.50	< 1.0	< 2.5	< 2.5	< 5.0	< 0.50	< 2.5	< 0.50	< 0.50	< 0.50	< 5.0	< 0.75

TABLE 5A
SUMMARY OF DETECTED COMPOUNDS IN GROUNDWATER SAMPLES
Troy Mills Landfill Superfund Site
Troy, New Hampshire

Monitoring Well ID	Geological Unit of Well Screen	Sample ID	Sampling Event Date	Additional VOCs (ug/L)																		Other COCs
				1,1,1-Trichloroethane	1,1-Dichloroethane	1,1-Dichloroethene	1,2-Dichloroethane	1,4-Dichlorobenzene	2-Chlorotoluene	4-Methyl-2-pentanone (MIBK)	Acetone	Carbon Disulfide	Ethylbenzene	Isopropylbenzene (cumene)	sec-Butylbenzene	t-Butanol (TBA)	t-Butylbenzene	Trichlorofluoromethane	m/p-Xylene	o-Xylene	Xylenes	1,4-Dioxane
			Cas No.	71-55-6	75-34-3	75-35-4	107-06-2	106-46-7	95-49-8	108-10-1	67-64-1	75-15-0	100-41-4	98-82-8	135-98-8	75-65-0	98-06-6	75-69-4	179601-23-1	95-47-6	1330-20-7	123-91-1
			AGQS	200	81	7	5	75	100	2000	6000	70	700	800	260	40	260	2000	10000 [1]	10000 [1]	10000 [1]	0.32 [4]
			RDD ICL	na	na	na	na	na	na	na	na	na	na	na	na	na	na	na	10000	10000	na	3
			NHDES GW-2	27000	130	630	50	80	na	50000	na	na	1500	na	na	na	na	na	na	na	17000	na
Field Samples																						
TRY_MW-702D	Bedrock	TRY_MW-702D	Dec-06	< 2	< 2	< 2	< 0.4	< 2	< 2	< 10	< 10	---	< 2	< 2	< 2	< 10	< 2	< 2	< 2	< 2	---	---
		TRY_MW-702D	May-07	---	---	---	---	---	---	---	---	---	---	---	---	---	---	---	---	---	---	---
		TRY_MW-702D	Jun-08	< 2	< 2	< 2	< 2	< 2	< 2	< 10	< 10	---	< 2	< 2	< 2	< 10	< 2	< 2	< 2	< 2	---	---
		TRY_MW-702D 25.9'	Oct-09	< 2	< 2	< 2	< 2	< 2	< 2	< 10	< 10	---	< 2	< 2	< 2	< 10	< 2	< 2	< 2	< 2	---	< 2
		TRY_MW-702D 35.9'	Oct-09	< 2	< 2	< 2	< 2	< 2	< 2	< 10	< 10	---	< 2	< 2	< 2	< 10	< 2	< 2	< 2	< 2	---	< 2
		TRY_MW-702D 44.4'	Oct-09	< 2	< 2	< 2	< 2	< 2	< 2	< 10	< 10	---	< 2	< 2	< 2	< 10	< 2	< 2	< 2	< 2	---	< 2
		TRY_MW-702D 25.9'	Apr-10	---	---	---	---	---	---	---	---	---	---	---	---	---	---	---	---	---	---	---
		TRY_MW-702D 25.9' DUP	Apr-10	---	---	---	---	---	---	---	---	---	---	---	---	---	---	---	---	---	---	---
		TRY_MW-702D	Jun-11	< 2	< 2	< 2	< 2	< 2	< 2	< 10	< 10	---	< 2	< 2	< 2	< 10	< 2	< 2	< 2	< 2	---	---
		TRY_MW-702D	Nov-14	< 2	< 2	< 2	< 2	< 2	< 2	< 10	< 10	< 2	< 2	< 2	< 2	< 10	< 2	< 2	< 2	< 2	< 2	< 0.2
		TRY_MW-702D	Jun-15	---	---	---	---	---	---	---	---	---	---	---	---	---	---	---	---	---	---	---
		TRY_MW-702D Resample	Jun-15	---	---	---	---	---	---	---	---	---	---	---	---	---	---	---	---	---	---	---
		TRY_MW-702D	May-16	< 2	< 2	< 2	< 2	< 2	< 2	< 10	< 10	< 2	< 2	< 2	< 2	< 10	< 2	< 2	< 4	< 2	< 6	< 0.25
		TRY_MW-702D	Oct-18	< 2	< 2	< 1	< 2	< 2	< 2	< 10	< 50	< 2	< 2	< 2	< 2	< 30	< 2	< 2	< 2	< 2	---	< 0.25
		TRY_MW-702D	Apr-20	< 0.50	< 0.75	< 0.50	< 0.50	< 2.5	< 2.5	< 5.0	< 5.0	< 5.0	< 0.50	< 0.50	< 0.50	< 10	< 2.5	< 2.5	< 1.0	< 1.0	< 1.0	< 0.144
		TRY_MW-702D	Nov-22	< 0.50	< 0.75	< 0.50	< 0.50	< 2.5	< 2.5	< 5.0	< 5.0	< 5.0	< 0.50	< 0.50	< 0.50	< 10	< 2.5	< 2.5	< 1.0	< 1.0	< 1.0	< 0.150
TRY_MW-801	Overburden	TRY_MW-801	Jun-11	< 2.0	< 2.0	< 2.0	< 2.0	< 2.0	< 2.0	< 10	< 10	< 2.0	**3.6**	**3.9**	**7.7**	< 10	< 2.0	< 2.0	< 2.0	< 2.0	< 2.0	< 0.20
		TRY_MW-801	Jun-13	< 2	< 2	< 2	< 2	< 2	< 2	< 10	< 10	< 2	< 2	< 2	**6.3**	< 10	< 2	< 2	< 2	< 2	< 2	---
		TRY_MW-801	Nov-14	< 2	< 2	< 2	< 2	< 2	< 2	< 10	< 10	< 2	< 2	< 2	**5.3**	< 10	< 2	< 2	< 2	< 2	< 2	< 0.2
		TRY_MW-801	May-16	< 2	< 2	< 2	< 2	< 2	< 20	< 10	< 10	< 2	< 2	< 2	**2.2**	< 10	< 2	< 2	< 40	< 20	< 60	< 1.25
		TRY_MW-801	Nov-18	< 2	< 2	< 1	< 2	< 2	< 2	< 10	< 50	< 2	< 2	< 2	**5**	< 30	< 2	< 2	< 2	< 2	---	< 0.25
		TRY_MW-801	Apr-20	< 0.50	< 0.75	< 0.50	< 0.50	< 2.5	< 2.5	< 5.0	< 5.0	< 5.0	< 0.50	< 0.50	**2.3**	< 10	< 2.5	< 2.5	< 1.0	< 1.0	< 1.0	< 0.139
		TRY_MW-801	Nov-22	< 0.50	< 0.75	< 0.50	< 0.50	< 2.5	< 2.5	< 5.0	< 5.0	< 5.0	< 0.50	< 0.50	**3**	< 10	< 2.5	< 2.5	< 1.0	< 1.0	< 1.0	< 0.144
TRY_MW-802	Overburden	TRY_MW-802	Jun-11	< 2	< 2	< 2	< 2	< 2	< 2	< 10	< 10	< 2	**27 J***	**11 J***	**10 J***	< 10	< 2	< 2	**16 J***	**2.8 J***	**18 J***	< 0.2
		TRY_MW-802	Jun-13	< 2	< 2	< 2	< 2	< 2	< 2	< 10	< 10	< 2	< 2	**2.3**	**5.9**	< 10	< 2	< 2	< 2	< 2	< 2	---
		TRY_MW-802	Nov-14	< 2	< 2	< 2	< 2	< 2	< 2	< 10	< 10	< 2	< 2	< 2	< 2	< 10	< 2	< 2	< 2	< 2	< 2	< 0.2
		TRY_MW-802	May-16	< 2	< 2	< 2	< 2	< 2	< 2	< 10	< 10	< 2	< 2	**4.1**	**6.1**	< 10	< 2	< 2	< 4	< 2	< 6	---
		TRY_MW-802	Nov-18	< 2	< 2	< 1	< 2	< 2	< 2	< 10	< 50	< 2	< 2	< 2	< 2	< 30	< 2	< 2	< 2	< 2	---	< 0.25
		TRY_MW-802	Apr-20	< 0.50	< 0.75	< 0.50	< 0.50	< 2.5	< 2.5	< 5.0	< 5.0	< 5.0	< 0.50	< 0.50	< 0.50	< 10	< 2.5	< 2.5	< 1.0	< 1.0	< 1.0	< 0.144
		TRY_MW-802	Nov-22	< 0.50	< 0.75	< 0.50	< 0.50	< 2.5	< 2.5	< 5.0	< 5.0	< 5.0	< 0.50	< 0.50	**0.98**	< 10	< 2.5	< 2.5	< 1.0	< 1.0	< 1.0	< 0.144

TABLE 5A
SUMMARY OF DETECTED COMPOUNDS IN GROUNDWATER SAMPLES
Troy Mills Landfill Superfund Site
Troy, New Hampshire

Monitoring Well ID	Geological Unit of Well Screen	Sample ID	Sampling Event Date	SVOCs of Concern (ug/L)						Additional SVOCs (ug/L)							Metal COCs		Additional Metals (mg/L)					
				Benzo(a)pyrene	Benzo(b)fluoranthene	Bis(Di)(2-ethylhexyl) phthalate	Dibenzo(a,h)anthracene	Naphthalene	Pentachlorophenol	3 & 4-Methylphenol	Benzyl butyl phthalate	Di-n-butylphthalate	Benzyl alcohol	4-Chloro-3-methylphenol	2-Methylnaphthalene	Di-n-octylphalate	Arsenic	Manganese	Barium	Cadmium	Chromium	Lead	Selenium	Iron
			Cas No.	50-32-8	205-99-2	117-81-7	53-70-3	91-20-3	87-86-5	34METHPH	85-68-7	84-74-2	100-51-6	59-50-7	91-57-6	117-84-0	7440-38-2	7439-96-5	7440-39-3	7440-43-9	7440-47-3	7439-92-1	7782-49-2	7439-89-6
			AGQS	0.2	0.1	6	0.1	100 [3]	1	40 [2]	na	800	na	na	280	na	0.005 [5]	0.3 [6]	2	0.005	0.1	0.015	0.05	na
			ROD ICL	0.2	0.1	6	0.1	20	1	na	na	na	na	na	na	na	0.05	0.3	na	na	na	na	na	na
			NHDES GW-2	na	na	na	na	1700	na	na	na	na	na	na	na	na	na	na	na	na	na	na	na	na
Field Samples																								
TRY_MW-702D	Bedrock	TRY_MW-702D	Dec-06	< 10	< 10	< 10	< 10	< 2	< 25	< 10	< 10	< 10	---	---	---	< 10	< 0.001	< 0.01	< 0.005	< 0.002	**0.005**	**0.001**	**0.005**	**0.066**
		TRY_MW-702D	May-07	---	---	---	---	---	---	---	---	---	---	---	---	---	< 0.001	< 0.01	**0.005**	< 0.002	< 0.005	< 0.001	< 0.005	**0.067**
		TRY_MW-702D	Jun-08	< 10	< 10	< 5	< 10	< 2	< 20	< 10	< 10	< 10	---	---	---	< 10	< 0.001	< 0.01	< 0.005	< 0.002	< 0.005	< 0.001	< 0.005	**0.077**
		TRY_MW-702D 25.9'	Oct-09	< 10	< 10	**14 J**	< 10	< 2	< 20	< 10	< 10	< 10	---	---	---	< 10	---	**0.118**	---	---	---	---	---	---
		TRY_MW-702D 35.9'	Oct-09	< 10	< 10	< 5	< 10	< 2	< 20	< 10	< 10	< 10	---	---	---	< 10	---	**0.198**	---	---	---	---	---	---
		TRY_MW-702D 44.4'	Oct-09	< 10	< 10	< 5	< 10	< 2	< 20	< 10	< 10	< 10	---	---	---	< 10	---	**0.72**	---	---	---	---	---	---
		TRY_MW-702D 25.9'	Apr-10	< 10	< 10	< 5	< 10	< 10	< 20	< 10	< 10	< 10	---	---	---	< 10	---	---	---	---	---	---	---	---
		TRY_MW-702D 25.9' DUP	Apr-10	< 10	< 10	< 5	< 10	< 10	< 20	< 10	< 10	< 10	---	---	---	< 10	---	---	---	---	---	---	---	---
		TRY_MW-702D	Jun-11	< 10	< 10	< 5	< 10	< 2	< 20	< 10	< 10	< 10	---	---	---	< 10	---	**0.012**	---	---	---	---	---	---
		TRY_MW-702D	Nov-14	< 10	< 10	**22 B***	< 10	< 10	< 20	< 10	**15 B***	< 10	< 10	< 10	< 10	< 10	< 0.001	< 0.01	---	---	---	---	---	---
		TRY_MW-702D	Jun-15	< 0.05	< 0.05	**173 B****	< 0.05	< 0.19	< 0.75	< 18.9	< 9.4	< 9.4	---	---	---	< 9.4	---	---	---	---	---	---	---	---
		TRY_MW-702D Resample	Jun-15	---	---	< 5	---	---	---	< 18.9	< 5	< 5	---	---	---	< 5	---	---	---	---	---	---	---	---
		TRY_MW-702D	May-16	< 10	< 10	< 5	< 10	< 10	< 20	< 10	< 10	< 10	< 10	< 10	< 10	< 10	---	< 0.01	---	---	---	---	---	---
		TRY_MW-702D	Oct-18	< 0.2	< 0.5	< 5	< 0.5	< 0.5	< 10	< 2	< 5	< 5	< 2	< 2	< 0.5	< 5	< 0.005	< 0.01	---	---	---	---	---	---
		TRY_MW-702D	Apr-20	< 0.10	< 0.10	< 3.0	< 0.10	< 0.10	< 0.80	< 5.0	< 5.0	< 5.0	< 2.0	< 2.0	< 0.10	< 5.0	< 0.00050	**0.00482**	---	---	---	---	---	---
		TRY_MW-702D	Nov-22	< 0.10	< 0.10	< 3.0	< 0.10	< 0.10	< 0.80	< 5.0	< 5.0	< 5.0	< 2.0	< 2.0	< 0.10	< 5.0	---	**0.00626**	---	---	---	---	---	---
TRY_MW-801	Overburden	TRY_MW-801	Jun-11	< 10	< 10	< 5.0	< 10	< 10	< 20	< 10	< 10	< 10	< 10	< 10	< 10	< 10	**0.0017**	**6.53**	**0.0233**	< 0.0020	< 0.0050	< 0.0010	< 0.0050	**19.3**
		TRY_MW-801	Jun-13	< 10	< 10	< 5	< 10	< 10	---	---	< 10	< 10	---	---	< 10	< 10	---	**7.31**	---	---	---	---	---	---
		TRY_MW-801	Nov-14	< 10	< 10	< 5	< 10	< 10	< 20	< 10	< 10	< 10	< 10	< 10	< 10	< 10	**0.0019**	**6.85 B***	---	---	---	---	---	---
		TRY_MW-801	May-16	< 10	< 10	< 5	< 10	< 10	< 20	< 10	< 10	< 10	< 10	< 10	< 10	< 10	---	**6.59**	---	---	---	---	---	---
		TRY_MW-801	Nov-18	< 0.2	< 0.5	< 5	< 0.5	< 0.5	< 10	< 2	< 5	< 5	< 2	< 2	< 0.5	< 5	< 0.005	**7.9**	---	---	---	---	---	---
		TRY_MW-801	Apr-20	< 0.10	< 0.10	< 3.0	< 0.10	< 0.10	< 0.80	< 5.0	< 5.0	< 5.0	< 2.0	< 2.0	< 0.10	< 5.0	**0.00169**	**10.78**	---	---	---	---	---	---
		TRY_MW-801	Nov-22	< 0.10	< 0.10	< 3.0	< 0.10	< 0.10	< 0.80	< 5.0	< 5.0	< 5.0	< 2.0	< 2.0	< 0.10	< 5.0	---	**8.145**	---	---	---	---	---	---
TRY_MW-802	Overburden	TRY_MW-802	Jun-11	< 10	< 10	< 5	< 10	< 10	< 20	< 10	< 10	< 10	< 10	< 10	< 10	< 10	**0.0015**	**1.22**	**0.0605**	< 0.002	< 0.005	< 0.001	< 0.005	**19.5**
		TRY_MW-802	Jun-13	< 10	< 10	< 5	< 10	< 10	---	---	< 10	< 10	---	---	< 10	< 10	---	**2.88**	---	---	---	---	---	---
		TRY_MW-802	Nov-14	< 10	< 10	< 5	< 10	< 10	< 20	< 10	< 10	< 10	< 10	< 10	< 10	< 10	**0.001**	**2.71 B***	---	---	---	---	---	---
		TRY_MW-802	May-16	< 10	< 10	< 5	< 10	< 10	< 20	< 10	< 10	< 10	< 10	< 10	< 10	< 10	---	**4.38**	---	---	---	---	---	---
		TRY_MW-802	Nov-18	< 0.2	< 0.5	< 5	< 0.5	< 0.5	< 10	< 2	< 5	< 5	< 2	< 2	< 0.5	< 5	< 0.005	**4.1**	---	---	---	---	---	---
		TRY_MW-802	Apr-20	< 0.10	< 0.10	< 3.0	< 0.10	< 0.10	< 0.80	< 5.0	< 5.0	< 5.0	< 2.0	< 2.0	< 0.10	< 5.0	**0.00174**	**3.71**	---	---	---	---	---	---
		TRY_MW-802	Nov-22	< 0.10	< 0.10	< 3.0	< 0.10	< 0.10	< 0.80	< 5.0	< 5.0	< 5.0	< 2.0	< 2.0	< 0.10	< 5.0	---	**1.49**	---	---	---	---	---	---

TABLE 5A
SUMMARY OF DETECTED COMPOUNDS IN GROUNDWATER SAMPLES
Troy Mills Landfill Superfund Site
Troy, New Hampshire

Monitoring Well ID	Geological Unit of Well Screen	Sample ID	Sampling Event Date	VOCs of Concern (ug/L)													
				Tetrachloroethene	Trichloroethene	cis-1,2-Dichloroethene	Vinyl Chloride	1,2,4-Trimethylbenzene	1,3,5-Trimethylbenzene	2-Butanone(MEK)	Benzene	Naphthalene	N-Butylbenzene	N-Propylbenzene	p-Isopropyltoluen	Tetrahydrofuran	Toluene
			Cas No.	127-18-4	79-01-6	156-59-2	75-01-4	95-63-6	108-67-8	78-93-3	71-43-2	91-20-3	104-51-8	103-65-1	99-87-6	109-99-9	108-88-3
			AGQS	5	5	70	2	330	330	4000	5	100 [3]	260	260	260	600	1000
			ROD ICL	5	5	70	2	330	330	4000	5	20	260	260	260	154	1000
			NHDES GW-2	240	20	na	4	1300	na	50000	2900	1700	na	na	na	na	50000
Field Samples																	
TRY_MW-803	Overburden	TRY_MW-803	Jun-11	< 2.0	< 2.0	< 2.0	< 2.0	**12**	**5**	< 10	< 2.0	**2.0**	**2.5**	< 2.0	< 2.0	< 10	**2**
		TRY_MW-803	Jun-13	< 10	< 10	< 10	< 10	**664**	**222**	< 50	< 10	**42**	< 10	**61**	**24**	< 50	**118**
		TRY_MW-803	Jun-15	< 1	< 1	**1.6**	< 1	**130**	**25.2**	< 10	**1.2**	**1.76**	< 1	**13.9**	**4.8**	< 5	< 1
		TRY_MW-803	May-16	< 2	< 2	< 2	< 2	**28**	**18**	< 10	< 2	**2**	< 2	**3.5**	< 2	< 10	**5.4**
		TRY_MW-803	Nov-18	< 2	< 2	< 2	< 2	< 2	< 2	< 10	< 2	< 5	< 2	< 2	< 2	< 10	< 2
		TRY_MW-803	Apr-20	< 0.50	< 0.50	**0.97**	< 1.0	< 2.5	< 2.5	< 5.0	**1.4**	< 2.5	< 0.50	< 0.50	< 0.50	< 5.0	< 0.75
		TRY_MW-803	Nov-22														
TRY_MW-804	Overburden	TRY_MW-804	Jun-11	< 10	< 10	< 10	< 10	**412**	**97**	< 50	< 10	**41**	**48**	**58**	**28**	< 50	< 10
		TRY_MW-804 DUP	Jun-11	< 10	< 10	< 10	< 10	**415**	**97**	< 50	< 10	**44**	**47**	**56**	**28**	< 50	< 10
		TRY_MW-804	Jun-13	< 4	< 4	< 4	< 4	**223**	**70**	< 20	< 4	**18**	< 4	**36**	**19**	< 20	< 4
		TRY_MW-804 DUP	Jun-13	< 4	< 4	< 4	< 4	**211**	**67**	< 20	< 4	**17**	< 4	**34**	**18**	< 20	< 4
		TRY_MW-804	Nov-14	< 4	< 4	< 4	< 4	**305**	**77**	< 20	< 4	**31**	**39**	**62**	**23**	< 20	< 4
		TRY_MW-804 DUP	Nov-14	< 4	< 4	< 4	< 4	**330**	**92**	< 20	< 4	**32**	**39**	**66**	**25**	< 20	< 4
		TRY_MW-804	Jun-15	---	---	---	---	---	---	---	---	---	---	---	---	---	---
		TRY_MW-804	May-16	< 10	< 10	< 10	< 10	**437**	**126**	< 50	< 10	**35**	< 10	**63**	**31**	< 50	< 10
		TRY_MW-804 DUP	May-16	< 10	< 10	< 10	< 10	**448**	**129**	< 50	< 10	**37**	< 10	**64**	**32**	< 50	< 10
		TRY_MW-804	Nov-18	< 2	< 2	< 2	< 2	**360**	**120**	**15**	< 2	**15**	< 2	**39**	**44**	< 10	< 2
		TRY_MW-804 DUP	Nov-18	< 2	< 2	< 2	< 2	**400**	**130**	**16**	< 2	**17**	< 2	**48**	**45**	< 10	< 2
		TRY_MW-804	Apr-20	< 0.50	< 0.50	< 0.50	< 1.0	**170**	**70**	**5.7**	< 0.50	**7.2**	**17**	**34**	**32**	< 5.0	< 0.75
		TRY_MW-804 DUP	Apr-20	< 0.50	< 0.50	< 0.50	< 1.0	**170**	**69**	**6.2**	< 0.50	**7.6**	**17**	**34**	**31**	< 5.0	< 0.75
		TRY_MW-804	Nov-22														
TRY_MW-805	Overburden	TRY_MW-805	Jun-11	< 10	< 10	< 10	< 10	**509**	**218**	< 50	< 10	**36**	**46**	**69**	**37**	< 50	**248**
		TRY_MW-805	Jun-13	< 4	< 4	< 4	< 4	**353**	**143**	< 20	< 4	**29**	< 4	**39**	**20**	< 20	**10**
		TRY_MW-805	Nov-14	< 10	< 10	< 10	< 10	**386**	**170**	< 50	< 10	**23**	**32**	**53**	**26**	< 50	< 10
		TRY_MW-805	May-16	< 10	< 10	< 10	< 10	**478**	**198**	< 50	< 10	**29**	< 10	**52**	**29**	< 50	< 10
		TRY_MW-805	Nov-18	< 2	< 2	< 2	< 2	**370**	**130**	< 10	< 2	**20**	< 2	**38**	**27**	< 10	< 2
		TRY_MW-805	Apr-20	< 2.0	< 2.0	< 2.0	< 4.0	**330**	**150**	< 20	< 2.0	**18**	**12**	**47**	**21**	< 20	< 3.0
		TRY_MW-805	Nov-22	< 1.2	< 1.2	< 1.2	< 2.5	**470**	**140**	< 12	< 1.2	**9.0**	**21**	**57**	**33**	< 12	< 1.9
TRY_MW-901B	Bedrock	TRY_MW-901B	Nov-22	< 0.50	< 0.50	< 0.50	< 1.0	< 2.5	< 2.5	< 5.0	< 0.50	< 2.5	< 0.50	< 0.50	< 0.50	< 5.0	< 0.75
TRY_MW-902S	Overburden	TRY_MW-902S	Nov-22	< 0.50	< 0.50	< 0.50	< 1.0	< 2.5	< 2.5	< 5.0	< 0.50	< 2.5	< 0.50	< 0.50	< 0.50	< 5.0	< 0.75
TRY_MW-902B	Bedrock	TRY_MW-902B	Nov-22	< 0.50	< 0.50	< 0.50	< 1.0	< 2.5	< 2.5	< 5.0	< 0.50	< 2.5	< 0.50	< 0.50	< 0.50	< 5.0	< 0.75
TRY_MW-903S	Overburden	TRY_MW-903S	Nov-22	< 0.50	< 0.50	< 0.50	< 1.0	< 2.5	< 2.5	< 5.0	< 0.50	< 2.5	< 0.50	< 0.50	< 0.50	< 5.0	< 0.75
TRY_MW-903B	Bedrock	TRY_MW-903B	Nov-22	< 0.50	< 0.50	< 0.50	< 1.0	< 2.5	< 2.5	< 5.0	< 0.50	< 2.5	< 0.50	< 0.50	< 0.50	< 5.0	< 0.75

TABLE 5A
SUMMARY OF DETECTED COMPOUNDS IN GROUNDWATER SAMPLES
Troy Mills Landfill Superfund Site
Troy, New Hampshire

Monitoring Well ID	Geological Unit of Well Screen	Sample ID	Sampling Event Date	Additional VOCs (ug/L)																		Other COCs
				1,1,1-Trichloroethane	1,1-Dichloroethane	1,1-Dichloroethene	1,2-Dichloroethane	1,4-Dichlorobenzene	2-Chlorotoluene	4-Methyl-2-pentanone (MIBK)	Acetone	Carbon Disulfide	Ethylbenzene	Isopropylbenzene (cumene)	sec-Butylbenzene	t-Butanol (TBA)	t-Butylbenzene	Trichlorofluoromethane	m/p-Xylene	o-Xylene	Xylenes	1,4-Dioxane
			Cas No.	71-55-6	75-34-3	75-35-4	107-06-2	106-46-7	95-49-8	108-10-1	67-64-1	75-15-0	100-41-4	98-82-8	135-98-8	75-65-0	98-06-6	75-69-4	179601-23-1	95-47-6	1330-20-7	123-91-1
			AGQS	200	81	7	5	75	100	2000	6000	70	700	800	260	40	260	2000	10000 [1]	10000 [1]	10000 [1]	0.32 [4]
			ROD ICL	na	na	na	na	na	na	na	na	na	na	na	na	na	na	na	10000	10000	na	3
			NHDES GW-2	27000	130	630	50	80	na	50000	na	na	1500	na	na	na	na	na	na	na	17000	na
Field Samples																						
TRY_MW-803	Overburden	TRY_MW-803	Jun-11	< 2.0	< 2.0	< 2.0	< 2.0	< 2.0	< 2.0	< 10	< 10	< 2.0	**2.9**	< 2.0	< 2.0	< 10	< 2.0	< 2.0	**4.5**	**3.4**	**7.9**	< 0.20
		TRY_MW-803	Jun-13	< 10	< 10	< 10	< 10	< 10	< 10	< 50	< 50	< 10	**209**	**47**	**18**	< 50	< 10	< 10	**336**	**276**	**613**	---
		TRY_MW-803	Jun-15	< 1	**1.2**	< 1	< 1	< 1	< 1	< 10	< 25	---	**54.9**	**11.9**	< 1	< 25	**1.7**	< 1	**50.4**	**19.9**	---	< 0.23
		TRY_MW-803	May-16	< 2	< 2	< 2	< 2	< 2	< 2	< 10	**20**	< 2	**35**	**2.6**	< 2	< 10	< 2	< 2	**56**	**68**	**124**	---
		TRY_MW-803	Nov-18	< 2	< 2	< 1	< 2	< 2	< 2	< 10	< 50	< 2	< 2	< 2	< 2	< 30	< 2	< 2	< 2	< 2	---	< 0.25
		TRY_MW-803	Apr-20	< 0.50	< 0.75	< 0.50	< 0.50	< 2.5	< 2.5	< 5.0	**45**	< 5.0	**0.87**	< 0.50	< 0.50	< 10	< 2.5	< 2.5	< 1.0	< 1.0	< 1.0	< 0.156
		TRY_MW-803	Nov-22	Dry																		
TRY_MW-804	Overburden	TRY_MW-804	Jun-11	< 10	< 10	< 10	< 10	< 10	< 10	< 50	< 50	< 10	**75**	**32**	**35**	< 50	< 10	< 10	**54**	**26**	**80**	**0.53**
		TRY_MW-804 DUP	Jun-11	< 10	< 10	< 10	< 10	< 10	< 10	< 50	< 50	< 10	**76**	**34**	**34**	< 50	< 10	< 10	**55**	**27**	**81**	**0.52**
		TRY_MW-804	Jun-13	< 4	< 4	< 4	< 4	< 4	< 4	< 20	< 20	< 4	**59**	**20**	**17**	< 20	< 4	< 4	**49**	**40**	**90**	---
		TRY_MW-804 DUP	Jun-13	< 4	< 4	< 4	< 4	< 4	< 4	< 20	< 20	< 4	**56**	**19**	**16**	< 20	< 4	< 4	**48**	**39**	**87**	---
		TRY_MW-804	Nov-14	< 4	< 4	< 4	< 4	< 4	< 4	< 20	< 20	< 4	**90**	**38**	**31**	< 20	**4.2**	< 4	**46**	**28**	**75**	< 0.2
		TRY_MW-804 DUP	Nov-14	< 4	< 4	< 4	< 4	< 4	< 4	< 20	< 20	< 4	**101**	**40**	**31**	< 20	**4.4**	< 4	**64**	**44**	**108**	< 0.2
		TRY_MW-804	Jun-15	---	---	---	---	---	---	---	---	---	---	---	---	---	---	---	---	---	---	---
		TRY_MW-804	May-16	< 10	< 10	< 10	< 10	< 10	< 10	< 50	< 50	< 10	**80**	**34**	**31**	< 50	< 10	< 10	**92**	**27**	**119**	---
		TRY_MW-804 DUP	May-16	< 10	< 10	< 10	< 10	< 10	< 10	< 50	< 50	< 10	**87**	**36**	**31**	< 50	< 10	< 10	**99**	**26**	**125**	---
		TRY_MW-804	Nov-18	< 2	< 2	< 1	< 2	< 2	< 2	< 10	< 50	< 2	**22**	**28**	**42**	< 30	< 2	< 2	**15**	**9**	---	< 0.25
		TRY_MW-804 DUP	Nov-18	< 2	< 2	< 1	< 2	< 2	< 2	< 10	< 50	< 2	**25**	**30**	**45**	< 30	< 2	< 2	**16**	**9**	---	---
		TRY_MW-804	Apr-20	< 0.50	< 0.75	< 0.50	< 0.50	< 2.5	< 2.5	< 5.0	**12**	< 5.0	**20**	**16**	**33**	< 10	**3.6**	< 2.5	**12**	**12**	**24**	< 0.144
		TRY_MW-804 DUP	Apr-20	< 0.50	< 0.75	< 0.50	< 0.50	< 2.5	< 2.5	< 5.0	**12**	< 5.0	**20**	**16**	**32**	< 10	**3.5**	< 2.5	**12**	**12**	**24**	---
		TRY_MW-804	Nov-22	Dry																		
TRY_MW-805	Overburden	TRY_MW-805	Jun-11	< 10	< 10	< 10	< 10	< 10	< 10	< 50	< 50	< 10	**117**	**46**	**31**	< 50	< 10	< 10	**177**	**123**	**300**	< 0.2
		TRY_MW-805	Jun-13	< 4	< 4	< 4	< 4	< 4	< 4	< 20	< 20	< 4	**70**	**26**	**20**	< 20	< 4	< 4	**119**	**48**	**167**	---
		TRY_MW-805	Nov-14	< 10	< 10	< 10	< 10	< 10	< 10	< 50	< 50	< 10	**107**	**39**	**22**	< 50	< 10	< 10	**125**	< 10	**125**	< 0.2
		TRY_MW-805	May-16	< 10	< 10	< 10	< 10	< 10	< 10	< 50	< 50	< 10	**100**	**36**	**24**	< 50	< 10	< 10	**169**	< 10	**169**	---
		TRY_MW-805	Nov-18	< 2	< 2	< 1	< 2	< 2	< 2	< 10	< 50	< 2	**63**	**37**	**28**	< 30	< 2	< 2	**83**	< 2	---	< 0.25
		TRY_MW-805	Apr-20	< 2.0	< 3.0	< 2.0	< 2.0	< 10	< 10	< 20	< 20	< 20	**78**	**32**	**21**	< 40	< 10	< 10	**120**	< 4.0	**120**	< 0.150
		TRY_MW-805	Nov-22	< 1.2	< 1.9	< 1.2	< 1.2	< 6.2	< 6.2	< 12	< 12	< 12	**99**	**37**	**31**	< 25	< 6.2	< 6.2	**220**	**2.7**	**220**	< 0.144
TRY_MW-901B	Bedrock	TRY_MW-901B	Nov-22	< 0.50	< 0.75	< 0.50	< 0.50	< 2.5	< 2.5	< 5.0	< 5.0	< 5.0	< 0.50	< 0.50	< 0.50	< 10	< 2.5	< 2.5	< 1.0	< 1.0	< 1.0	< 0.144
TRY_MW-902S	Overburden	TRY_MW-902S	Nov-22	< 0.50	< 0.75	< 0.50	< 0.50	< 2.5	< 2.5	< 5.0	< 5.0	< 5.0	< 0.50	< 0.50	< 0.50	< 10	< 2.5	< 2.5	< 1.0	< 1.0	< 1.0	< 0.144
TRY_MW-902B	Bedrock	TRY_MW-902B	Nov-22	< 0.50	< 0.75	< 0.50	< 0.50	< 2.5	< 2.5	< 5.0	< 5.0	< 5.0	< 0.50	< 0.50	< 0.50	< 10	< 2.5	< 2.5	< 1.0	< 1.0	< 1.0	< 0.144
TRY_MW-903S	Overburden	TRY_MW-903S	Nov-22	< 0.50	< 0.75	< 0.50	< 0.50	< 2.5	< 2.5	< 5.0	< 5.0	< 5.0	< 0.50	< 0.50	< 0.50	< 10	< 2.5	< 2.5	< 1.0	< 1.0	< 1.0	< 0.144
TRY_MW-903B	Bedrock	TRY_MW-903B	Nov-22	< 0.50	< 0.75	< 0.50	< 0.50	< 2.5	< 2.5	< 5.0	**12**	< 5.0	< 0.50	< 0.50	< 0.50	< 10	< 2.5	< 2.5	< 1.0	< 1.0	< 1.0	< 0.144

TABLE 5A
SUMMARY OF DETECTED COMPOUNDS IN GROUNDWATER SAMPLES
Troy Mills Landfill Superfund Site
Troy, New Hampshire

Monitoring Well ID	Geological Unit of Well Screen	Sample ID	Sampling Event Date	SVOCs of Concern (ug/L)						Additional SVOCs (ug/L)							Metal COCs		Additional Metals (mg/L)					
				Benzo(a)pyrene	Benzo(b)fluoranthene	Bis(Di)(2-ethylhexyl) phthalate	Dibenzo(a,h)anthracene	Naphthalene	Pentachlorophenol	3 & 4-Methylphenol	Benzyl butyl phthalate	Di-n-butylphthalate	Benzyl alcohol	4-Chloro-3-methylphenol	2-Methylnaphthalene	Di-n-octylphalate	Arsenic	Manganese	Barium	Cadmium	Chromium	Lead	Selenium	Iron
			Cas No.	50-32-8	205-99-2	117-81-7	53-70-3	91-20-3	87-86-5	34METHPH	85-68-7	84-74-2	100-51-6	59-50-7	91-57-6	117-84-0	7440-38-2	7439-96-5	7440-39-3	7440-43-9	7440-47-3	7439-92-1	7782-49-2	7439-89-6
			AGQS	0.2	0.1	6	0.1	100 [3]	1	40 [2]	na	800	na	na	280	na	0.005 [5]	0.3 [6]	2	0.005	0.1	0.015	0.05	na
			ROD ICL	0.2	0.1	6	0.1	20	1	na	na	na	na	na	na	na	0.05	0.3	na	na	na	na	na	na
			NHDES GW-2	na	na	na	na	1700	na	na	na	na	na	na	na	na	na	na	na	na	na	na	na	na
Field Samples																								
TRY_MW-803	Overburden	TRY_MW-803	Jun-11	< 10	< 10	< 5.0	< 10	< 10	< 20	< 10	< 10	< 10	< 10	**11**	< 10	< 10	**0.0013**	**2.42**	**0.0124**	< 0.0020	< 0.0050	< 0.0010	< 0.0050	**123**
		TRY_MW-803	Jun-13	< 10	< 10	**32**	< 10	**27**	---	---	< 10	< 10	---	---	< 10	< 10	---	**3.15**	---	---	---	---	---	---
		TRY_MW-803	Jun-15	< 0.05	< 0.05	**12.9 B****	< 0.05	**2.2**	< 0.75	< 18.7	< 9.3	< 9.3	---	---	---	< 9.3	**0.0013**	**1.73**	---	---	---	---	---	---
		TRY_MW-803	May-16	< 10	< 10	**35 B***	< 10	< 10	< 20	**63**	< 10	< 10	< 10	< 10	< 10	< 10	---	**2.93**	---	---	---	---	---	---
		TRY_MW-803	Nov-18	< 0.2	< 0.5	**7**	< 0.5	< 0.5	< 10	< 2	< 5	< 5	< 2	**4**	< 0.5	< 5	< 0.005	**2**	---	---	---	---	---	---
		TRY_MW-803	Apr-20	< 0.10	< 0.10	< 3.0	< 0.10	**0.12**	< 0.80	< 5.0	< 5.0	< 5.0	< 2.0	< 2.0	< 0.10	< 5.0	**0.00172**	**1.968**	---	---	---	---	---	---
		TRY_MW-803	Nov-22																					
TRY_MW-804	Overburden	TRY_MW-804	Jun-11	< 200	< 200	**990**	< 200	< 200	< 400	< 200	< 200	< 200	< 200	< 200	< 200	< 200	< 0.0010	**6.35**	**0.0752**	< 0.0020	< 0.0050	< 0.0010	< 0.0050	**71.6**
		TRY_MW-804 DUP	Jun-11	< 200	< 200	**818**	< 200	< 200	< 400	< 200	< 200	< 200	< 200	< 200	< 200	< 200	< 0.0010	**6.44**	**0.0725**	< 0.0020	< 0.0050	< 0.0010	< 0.0050	**72.2**
		TRY_MW-804	Jun-13	< 10	< 10	**67**	< 10	< 10	---	---	**47**	< 10	---	---	< 10	< 10	---	**5.96**	---	---	---	---	---	---
		TRY_MW-804 DUP	Jun-13	< 10	< 10	**68**	< 10	< 10	---	---	**47**	< 10	---	---	< 10	< 10	---	**5.83**	---	---	---	---	---	---
		TRY_MW-804	Nov-14	< 10	< 10	**439 B*Z**	< 10	**17**	< 20	< 10	**14 B***	< 10	< 10	< 10	< 10	< 10	**0.001**	**6.12 B***	---	---	---	---	---	---
		TRY_MW-804 DUP	Nov-14	< 10	< 10	**62 B*Z**	< 10	**14**	< 20	< 10	**28**	< 10	< 10	< 10	< 10	< 10	< 0.001	**6.08 B***	---	---	---	---	---	---
		TRY_MW-804	Jun-15	< 0.05	< 0.05	**194 B****	< 0.05	**18.20**	< 0.76	< 19	< 9.5	< 9.5	---	---	---	< 9.5	---	---	---	---	---	---	---	---
		TRY_MW-804	May-16	< 10	< 10	**18 QZB***	< 10	**27**	< 20	< 10	**22 Q**	< 10	< 10	< 10	< 10	< 10	---	**6.48**	---	---	---	---	---	---
		TRY_MW-804 DUP	May-16	< 10	< 10	**10 QZB***	< 10	**26**	< 20	< 10	**20 Q**	< 10	< 10	< 10	< 10	< 10	---	**6.39**	---	---	---	---	---	---
		TRY_MW-804	Nov-18	< 0.2	< 0.5	**55 Z**	< 0.5	**5.4**	< 10	< 2	**11**	< 5	**4**	< 2	< 0.5	< 5	< 0.005	**4.8**	---	---	---	---	---	---
		TRY_MW-804 DUP	Nov-18	< 0.2	< 0.5	**18 Z**	< 0.5	**7**	< 10	< 2	**13**	< 5	**6**	< 2	< 0.5	< 5	< 0.005	**4.5**	---	---	---	---	---	---
		TRY_MW-804	Apr-20	< 0.10	< 0.10	**45 Z**	< 0.10	**3.8**	< 0.80	< 5.0	**29**	< 5.0	< 2.0	< 2.0	**0.31**	< 5.0	**0.0009**	**4.052**	---	---	---	---	---	---
		TRY_MW-804 DUP	Apr-20	< 0.10	< 0.10	**19 Z**	< 0.10	**4.1**	< 0.80	< 5.0	**28**	< 5.0	< 2.0	< 2.0	**0.38**	< 5.0	**0.00094**	**4.245**	---	---	---	---	---	---
		TRY_MW-804	Nov-22																					
TRY_MW-805	Overburden	TRY_MW-805	Jun-11	< 10	< 10	< 5	< 10	**20**	< 20	< 10	< 10	< 10	< 10	< 10	< 10	< 10	**0.0019**	**2.63**	**0.0335**	< 0.002	< 0.005	< 0.001	< 0.005	**95.4**
		TRY_MW-805	Jun-13	< 10	< 10	< 5	< 10	**20**	---	---	< 10	< 10	---	---	< 10	< 10	---	**3.15**	---	---	---	---	---	---
		TRY_MW-805	Nov-14	< 10	< 10	< 5	< 10	**16**	< 20	< 10	< 10	< 10	< 10	< 10	< 10	< 10	**0.0022**	**2.75 B***	---	---	---	---	---	---
		TRY_MW-805	May-16	< 10	< 10	< 5	< 10	**22**	< 20	< 10	< 10	< 10	< 10	< 10	< 10	< 10	---	**6.41**	---	---	---	---	---	---
		TRY_MW-805	Nov-18	< 0.2	< 0.5	< 5	< 0.5	**8.3**	< 10	< 2	< 5	< 5	< 2	< 2	< 0.5	< 5	< 0.005	**1.8**	---	---	---	---	---	---
		TRY_MW-805	Apr-20	< 0.10	< 0.10	< 3.0	< 0.10	**13**	< 0.80	< 5.0	< 5.0	< 5.0	< 2.0	< 2.0	**0.68**	< 5.0	**0.00192**	**2.72**	---	---	---	---	---	---
		TRY_MW-805	Nov-22	< 0.10	< 0.10	< 3.0	< 0.10	**7.0**	< 0.80	< 5.0	< 5.0	< 5.0	< 2.0	< 2.0	**0.25**	< 5.0	---	**1.576**	---	---	---	---	---	---
TRY_MW-901B	Bedrock	TRY_MW-901B	Nov-22	< 0.10	< 0.10	< 3.0	< 0.10	< 0.10	< 0.80	< 5.0	< 5.0	< 5.0	< 2.0	< 2.0	< 0.10	< 5.0	---	**1.954**	---	---	---	---	---	---
TRY_MW-902S	Overburden	TRY_MW-902S	Nov-22	< 0.10	< 0.10	< 3.0	< 0.10	< 0.10	< 0.80	< 5.0	< 5.0	< 5.0	< 2.0	< 2.0	< 0.10	< 5.0	---	**3.06**	---	---	---	---	---	---
TRY_MW-902B	Bedrock	TRY_MW-902B	Nov-22	< 0.10	< 0.10	< 3.0	< 0.10	**0.11**	< 0.80	< 5.0	< 5.0	< 5.0	< 2.0	< 2.0	< 0.10	< 5.0	---	**0.03393**	---	---	---	---	---	---
TRY_MW-903S	Overburden	TRY_MW-903S	Nov-22	< 0.10	< 0.10	< 3.0	< 0.10	< 0.10	< 0.80	< 5.0	< 5.0	< 5.0	< 2.0	< 2.0	< 0.10	< 5.0	---	**4.952**	---	---	---	---	---	---
TRY_MW-903B	Bedrock	TRY_MW-903B	Nov-22	**0.22**	**0.16**	< 3.0	**0.34**	< 0.10	< 0.80	< 5.0	< 5.0	< 5.0	< 2.0	< 2.0	< 0.10	< 5.0	---	**0.04335 T***	---	---	---	---	---	---

TABLE 5A
SUMMARY OF DETECTED COMPOUNDS IN GROUNDWATER SAMPLES
Troy Mills Landfill Superfund Site
Troy, New Hampshire

TABLE KEY:

AGQS = Ambient Groundwater Quality Standards included in Env-Or 600 - Contaminated Site Management (Env-Or 603.3)
ROD ICL = Record of Decision, Interim Cleanup Levels
VOCs = Volatile Organic Compounds
SVOCs = Semi-Volatile Organic Compounds
µg/L = micrograms per liter
mg/L = milligrams per liter
na = no standard applies
ns = not sampled
< = analyte not detected above the laboratory reporting limit
J = estimated concentration qualified by the laboratory (NHDPHS or EPA) or by Environmental Data Services (third party data validation), see laboratory report for explanation
J* = estimated concentration qualified by GZA due to observed field conditions
B = analyte detected in method blank, its presence in the sample may be suspect
B* = analyte detected in the equipment blank for the sampling equipment used at these wells, its presence in the sample may be suspect
B** = analyte detected in the 2014 equipment blank for the sampling equipment used at these wells, its presence in the sample may be suspect
Z = concentration qualified by GZA, based on the RPD being outside the acceptance criteria (refer to Table 10)
Q = the concentration has been qualified by the laboratory, see laboratory report for explanation
T = metal analytical result qualified because the turbidity was greater than 25 NTUs at the time of sampling
T* = Sample was field filtered at time of collection and analyzed for dissolved metals
"---" = available historical data is unclear as to whether the parameter was not sampled, or sampled but not detected
Bold = parameter was detected above the laboratory reporting detection limit
Grey shading indicates the detected concentration exceeds either the AGQS or ROD ICL (if a ROD ICL applies)
Blue shading = concentration exceeds the GW-2 screening levels
Orange shading = most recent round of sample results

GENERAL NOTES:

* The analytical test methods for each compound analyzed during the 2022 monitoring round are as follows: VOCs by NHDES 8260C; 1,4-dioxane by 8260C Selected Ion Monitoring; SVOCs by 8270D; and Metals by EPA Method 6020A.
* Groundwater samples collected during fall 2022 were collected using bladder pumps or peristaltic pumps and dedicated tubing. Refer to **Table 2** for the sampling equipment used at each well.

SPECIFIC NOTES:

1. The individual xylene isomers (m/p-xylene and o-xylene) do not have separate AGQS values; the AGQS for xylene (mixed isomers) is 10,000 µg/L.
2. The AGQS for 4-methylphenol was used for comparison to the 3 & 4 methylphenol result.
3. The AGQS for naphthalene was increased from 20 µg/L to 100 µg/L on September 1, 2018.
4. The AGQS for 1,4-dioxane was decreased from 3 µg/L to 0.32 µg/L on September 1, 2018.
5. The AGQS for arsenic was decreased from 0.01 mg/L to 0.005 mg/L as of July 1, 2021.
6. The AGQS for manganese was decreased from 0.84 mg/L to 0.3 mg/L as of January 1, 2021.

TABLE 5B
SUMMARY OF NATRUAL ATTENUATION PARAMETERS
Troy Mills Landfill Superfund Site
Troy, New Hampshire

Monitoring Well ID	Geological Unit of Well Screen	Sampling Event Date	MNA - Laboratory																
														Volatile Fatty Acids (mg/L)					
			Methane (µg/L)	*Ethane (µg/L)*	*Ethene (µg/L)*	*Alkalinity (mg/L)*	*Chloride (mg/L)*	*Nitrite-Nitrogen (mg/L)*	*Nitrate+Nitrite-Nitrogen (mg/L)*	*Nitrate-Nitrogen (mg/L)*	*Sulfate, as SO4 (mg/L)*	*Total Organic Carbon (mg/L)*	*Carbon Dioxide (mg/L)*	*Acetic acid*	*Butyric acid*	*Lactic acid and HIBA*	*Pentanoic acid*	*Propionic acid*	*Pyruvic acid*
NHAGQS			na	na	na	na	na	1	na	10	500	na	na	na	na	na	na	na	na
ROD ICL			na	na	na	na	na	na	na	na	na	na	na	na	na	na	na	na	na
TRY_M-1	**Overburden**	**Jun-11**	**1400**	**0.058**	**0.044**	**72.4**	**5**	<0.050	**0.26**	**0.25**	**9**	**2.1**	**230**	ns	ns	ns	ns	ns	ns
		Jun-13	ns	ns	ns	ns	ns	ns	ns	ns	ns	ns	ns	ns	ns	ns	ns	ns	ns
		Nov-14	ns	ns	ns	ns	ns	ns	ns	ns	ns	ns	ns	ns	ns	ns	ns	ns	ns
		Jun-15	ns	ns	ns	ns	ns	ns	ns	ns	ns	ns	ns	ns	ns	ns	ns	ns	ns
		May-16	ns	ns	ns	ns	ns	ns	ns	ns	ns	ns	ns	ns	ns	ns	ns	ns	ns
		Oct-18	ns	ns	ns	ns	ns	ns	ns	ns	ns	ns	ns	ns	ns	ns	ns	ns	ns
		Apr-20	ns	ns	ns	ns	ns	ns	ns	ns	ns	ns	ns	ns	ns	ns	ns	ns	ns
		Nov-22	ns	ns	ns	ns	ns	ns	ns	ns	ns	ns	ns	ns	ns	ns	ns	ns	ns
TRY_M-7	**Overburden**	**Aug-04**	ns	ns	ns	ns	ns	ns	ns	ns	ns	ns	ns	ns	ns	ns	ns	ns	ns
		Oct-05	ns	ns	ns	**60**	**2.8**	<0.03	ns	**0.93**	ns	**1.8**	ns	<1	<1	<25	ns	<1	<10
		Jun-06	ns	ns	ns	ns	ns	ns	ns	ns	ns	ns	ns	ns	ns	ns	ns	ns	ns
		Dec-06	**31**	<10	<10	**75.4**	**10**	<0.05	**0.38**	**0.36**	**34**	**11**	**350**	<1	<1	<25	ns	<1	<10
		May-07	**13**	<10	<10	ns	**9**	<0.050	**0.36**	**0.36**	**31**	**12**	ns	ns	ns	ns	ns	ns	ns
		Jun-08	ns	ns	ns	**87.9**	**9.0**	<0.050	**0.25**	**0.24**	**42**	**16**	ns	ns	ns	ns	ns	ns	ns
		Dec-08	**12**	**0.003**	**0.011**	**85.2**	**9.3**	<0.050	**0.38**	**0.37**	**52**	ns	**340**	<1.0	<1.0	<25.0	ns	<1.0	<10.0
		Jun-09	**800**	**0.012 J**	**0.120**	**85.6**	**7.8**	ns	ns	ns	**47**	**9.1**	**84**	ns	ns	ns	ns	ns	ns
		Oct-09	**57**	<0.025	**0.056**	**94.0**	**7.9**	ns	ns	ns	**47**	**2.5**	**330**	<1.0 UJ	<1.0 UJ	<25.0 UJ	ns	<1.0 UJ	<10.0 UJ
		Oct-09 DUP	ns	ns	ns	ns	ns	ns	ns	ns	ns	ns	ns	ns	ns	ns	ns	ns	ns
		Jun-11	**22**	<0.025	**0.014 J**	**96.7**	**7.3**	<0.05	**0.3**	**0.29**	**51**	**3.9**	**350**	ns	ns	ns	ns	ns	ns
		Jun-13	ns	ns	ns	ns	ns	ns	ns	ns	ns	ns	ns	ns	ns	ns	ns	ns	ns
		Nov-14	ns	ns	ns	ns	ns	ns	ns	ns	ns	ns	ns	ns	ns	ns	ns	ns	ns
		Jun-15	ns	ns	ns	ns	ns	ns	ns	ns	ns	ns	ns	ns	ns	ns	ns	ns	ns
		May-16	ns	ns	ns	ns	ns	ns	ns	ns	ns	ns	ns	ns	ns	ns	ns	ns	ns
		Oct-18	ns	ns	ns	ns	ns	ns	ns	ns	ns	ns	ns	ns	ns	ns	ns	ns	ns
		Apr-20	ns	ns	ns	ns	ns	ns	ns	ns	ns	ns	ns	ns	ns	ns	ns	ns	ns
		Nov-22	ns	ns	ns	ns	ns	ns	ns	ns	ns	ns	ns	ns	ns	ns	ns	ns	ns
TRY_M-7D	**Bedrock**	**Nov-14**	ns	ns	ns	ns	ns	ns	ns	ns	ns	ns	ns	ns	ns	ns	ns	ns	ns
		Jun-15	ns	ns	ns	ns	ns	ns	ns	ns	ns	ns	ns	ns	ns	ns	ns	ns	ns
		May-16	ns	ns	ns	ns	ns	ns	ns	ns	ns	ns	ns	ns	ns	ns	ns	ns	ns
		Oct-18	ns	ns	ns	ns	ns	ns	ns	ns	ns	ns	ns	ns	ns	ns	ns	ns	ns
		Apr-20	ns	ns	ns	ns	ns	ns	ns	ns	ns	ns	ns	ns	ns	ns	ns	ns	ns
		Nov-22	ns	ns	ns	ns	ns	ns	ns	ns	ns	ns	ns	ns	ns	ns	ns	ns	ns

TABLE 5B
SUMMARY OF NATRUAL ATTENUATION PARAMETERS
Troy Mills Landfill Superfund Site
Troy, New Hampshire

Monitoring Well ID	Geological Unit of Well Screen	Sampling Event Date	MNA - Field Screening							
			pH (SU)	*ORP (mV)*	*Specific Conductance (µS/cm)*	*Dissolved Oxygen (mg/L)*	*Turbidity (ntu)*	*Temperature (°C)*	*Ferrous Iron (mg/L)*	*Nitrate (mg/L)*
NHAGQS			na	na	na	na	na	na	na	na
ROD ICL			na	na	na	na	na	na	na	na
TRY_M-1	**Overburden**	**Jun-11**	**5.8**	**97**	**212**	**0.6**	<5	**11**	*ns*	*ns*
		Jun-13	*ns*	*ns*	*ns*	*ns*	*ns*	*ns*	*ns*	*ns*
		Nov-14	**5.7**	**105**	**164**	**0.6**	<5	**10**	*ns*	*ns*
		Jun-15	*ns*	*ns*	*ns*	*ns*	*ns*	*ns*	*ns*	*ns*
		May-16	**5.9**	**123**	**170**	<0.5	**119**	**10**	*ns*	*ns*
		Oct-18	**5.9**	**108**	**145**	<0.5	**151**	**11**	*ns*	*ns*
		Apr-20	**5.9**	**59**	**140**	<0.5	**22**	**7**	*ns*	*ns*
		Nov-22	**5.9**	**95**	**133**	<0.5	**12**	**10**	*ns*	*ns*
TRY_M-7	**Overburden**	**Aug-04**	*ns*	*ns*	*ns*	*ns*	*ns*	*ns*	*ns*	*ns*
		Oct-05	**7.98**	*ns*	**188**	**1.2**	**0.1**	---	*ns*	*ns*
		Jun-06	*ns*	*ns*	*ns*	*ns*	*ns*	*ns*	*ns*	*ns*
		Dec-06	**5.71**	**279**	**214**	**0.1**	**0.0**	---	*ns*	*ns*
		May-07	**8.08**	**69**	**80**	**1.7**	**50.8**	---	*ns*	*ns*
		Jun-08	**5.76**	**278**	**206**	**0.55**	**1.11**	**11**	*ns*	*ns*
		Dec-08	**5.7**	**245**	**297**	**0.2**	<1	**9**	*ns*	*ns*
		Jun-09	**5.2**	**1.32 J***	**290**	**0.4**	<1	**9**	**0.05**	**0.5**
		Oct-09	**5.9**	**116**	**292**	**0.3**	<1	**10**	**0.01**	**0.3**
		Oct-09 DUP	*ns*	*ns*	*ns*	*ns*	*ns*	*ns*	*ns*	*ns*
		Jun-11	**5.7**	**100**	**326**	**2.0**	<5	**9**	*ns*	*ns*
		Jun-13	*ns*	*ns*	*ns*	*ns*	*ns*	*ns*	*ns*	*ns*
		Nov-14	**5.8**	**82**	**350**	<0.5	<5	**9**	*ns*	*ns*
		Jun-15	*ns*	*ns*	*ns*	*ns*	*ns*	*ns*	*ns*	*ns*
		May-16	**5.9**	**197**	**326**	<0.5	<5	**9**	*ns*	*ns*
		Oct-18	**5.9 g**	**130 g**	**296 g**	**1.4 g**	<5 g	**9 g**	*ns*	*ns*
		Apr-20	**6.0 g**	**87 g**	**241 g**	**1.8 g**	<5 g	**6 g**	*ns*	*ns*
		Nov-22	**5.8 g**	**180 g**	**241 g**	**0.9 g**	<5 g	**12 g**	*ns*	*ns*
TRY_M-7D	**Bedrock**	**Nov-14**	*ns/ir*	*ns/ir*	*ns/ir*	*ns/ir*	*ns/ir*	*ns/ir*	*ns*	*ns*
		Jun-15	*ns*	*ns*	*ns*	*ns*	*ns*	*ns*	*ns*	*ns*
		May-16	**8.6**	**-117**	**117**	**1.0**	<5	**9**	*ns*	*ns*
		Oct-18	**8.2**	**31**	**117**	**0.8**	<5	**8**	*ns*	*ns*
		Apr-20	**7.3 g**	**-21 g**	**108**	**2.0 g**	<5 g	**5**	*ns*	*ns*
		Nov-22	**8.1**	**157 g**	**116 g**	**1.4 g**	<5	**12**	*ns*	*ns*

TABLE 5B
SUMMARY OF NATRUAL ATTENUATION PARAMETERS
Troy Mills Landfill Superfund Site
Troy, New Hampshire

Monitoring Well ID	Geological Unit of Well Screen	Sampling Event Date	MNA - Laboratory																
														Volatile Fatty Acids (mg/L)					
			Methane (µg/L)	*Ethane (µg/L)*	*Ethene (µg/L)*	*Alkalinity (mg/L)*	*Chloride (mg/L)*	*Nitrite-Nitrogen (mg/L)*	*Nitrate+Nitrite-Nitrogen (mg/L)*	*Nitrate-Nitrogen (mg/L)*	*Sulfate, as SO4 (mg/L)*	*Total Organic Carbon (mg/L)*	*Carbon Dioxide (mg/L)*	*Acetic acid*	*Butyric acid*	*Lactic acid and HIBA*	*Pentanoic acid*	*Propionic acid*	*Pyruvic acid*
NHAGQS			na	na	na	na	na	1	na	10	500	na	na	na	na	na	na	na	na
ROD ICL			na	na	na	na	na	na	na	na	na	na	na	na	na	na	na	na	na
TRY_MW-A28	**Overburden**	**Jun-13**	ns	ns	ns	ns	ns	ns	ns	ns	ns	ns	ns	ns	ns	ns	ns	ns	ns
		Nov-14	ns	ns	ns	ns	ns	ns	ns	ns	ns	ns	ns	ns	ns	ns	ns	ns	ns
		Nov-14 DUP	ns	ns	ns	ns	ns	ns	ns	ns	ns	ns	ns	ns	ns	ns	ns	ns	ns
		Jun-15	ns	ns	ns	ns	ns	ns	ns	ns	ns	ns	ns	ns	ns	ns	ns	ns	ns
		May-16	ns	ns	ns	ns	ns	ns	ns	ns	ns	ns	ns	ns	ns	ns	ns	ns	ns
		Nov-18	ns	ns	ns	ns	ns	ns	ns	ns	ns	ns	ns	ns	ns	ns	ns	ns	ns
		Apr-20	ns	ns	ns	ns	ns	ns	ns	ns	ns	ns	ns	ns	ns	ns	ns	ns	ns
		Nov-22	ns	ns	ns	ns	ns	ns	ns	ns	ns	ns	ns	ns	ns	ns	ns	ns	ns
TRY_MW-C6S	**Overburden**	**Nov-14**	ns	ns	ns	ns	ns	ns	ns	ns	ns	ns	ns	ns	ns	ns	ns	ns	ns
		Jun-15	ns	ns	ns	ns	ns	ns	ns	ns	ns	ns	ns	ns	ns	ns	ns	ns	ns
		May-16	ns	ns	ns	ns	ns	ns	ns	ns	ns	ns	ns	ns	ns	ns	ns	ns	ns
		Oct-18	ns	ns	ns	ns	ns	ns	ns	ns	ns	ns	ns	ns	ns	ns	ns	ns	ns
		Apr-20	ns	ns	ns	ns	ns	ns	ns	ns	ns	ns	ns	ns	ns	ns	ns	ns	ns
		Nov-22	ns	ns	ns	ns	ns	ns	ns	ns	ns	ns	ns	ns	ns	ns	ns	ns	ns
TRY_MW-C6D	**Overburden**	**Jun-15**	ns	ns	ns	ns	ns	ns	ns	ns	ns	ns	ns	ns	ns	ns	ns	ns	ns
		May-16	ns	ns	ns	ns	ns	ns	ns	ns	ns	ns	ns	ns	ns	ns	ns	ns	ns
		Oct-18	ns	ns	ns	ns	ns	ns	ns	ns	ns	ns	ns	ns	ns	ns	ns	ns	ns
		Apr-20	ns	ns	ns	ns	ns	ns	ns	ns	ns	ns	ns	ns	ns	ns	ns	ns	ns
		Nov-22	ns	ns	ns	ns	ns	ns	ns	ns	ns	ns	ns	ns	ns	ns	ns	ns	ns
TRY_MW-101S	**Overburden**	**Jun-15**	ns	ns	ns	ns	ns	ns	ns	ns	ns	ns	ns	ns	ns	ns	ns	ns	ns
		May-16	ns	ns	ns	ns	ns	ns	ns	ns	ns	ns	ns	ns	ns	ns	ns	ns	ns
		Oct-18	ns	ns	ns	ns	ns	ns	ns	ns	ns	ns	ns	ns	ns	ns	ns	ns	ns
		Apr-20	ns	ns	ns	ns	ns	ns	ns	ns	ns	ns	ns	ns	ns	ns	ns	ns	ns
		Nov-22	ns	ns	ns	ns	ns	ns	ns	ns	ns	ns	ns	ns	ns	ns	ns	ns	ns
TRY_MW-101D	**Overburden**	**Jun-15**	ns	ns	ns	ns	ns	ns	ns	ns	ns	ns	ns	ns	ns	ns	ns	ns	ns
		May-16	ns	ns	ns	ns	ns	ns	ns	ns	ns	ns	ns	ns	ns	ns	ns	ns	ns
		Nov-18	ns	ns	ns	ns	ns	ns	ns	ns	ns	ns	ns	ns	ns	ns	ns	ns	ns
		Apr-20	ns	ns	ns	ns	ns	ns	ns	ns	ns	ns	ns	ns	ns	ns	ns	ns	ns
		Nov-22	ns	ns	ns	ns	ns	ns	ns	ns	ns	ns	ns	ns	ns	ns	ns	ns	ns
TRY_MW-102	**Predominantly Overburden**	**Aug-04**	ns	ns	ns	ns	ns	ns	ns	ns	ns	ns	ns	ns	ns	ns	ns	ns	ns
		Oct-05	ns	ns	ns	**62**	**13**	<0.03	ns	**3.6**	ns	**7.7**	ns	<1	<1	<25	ns	<1	<10
		Jun-06	ns	ns	ns	ns	ns	ns	ns	ns	ns	ns	ns	ns	ns	ns	ns	ns	ns
		Dec-06	**1100**	<10	<10	**37.8**	**19**	<0.25	<0.5	<0.25	**41**	**20**	**340**	<1	<1	<25	ns	<1	<10
		May-07	ns	ns	ns	ns	ns	ns	ns	ns	ns	ns	ns	ns	ns	ns	ns	ns	ns
		Jun-08	ns	ns	ns	ns	ns	ns	ns	ns	ns	ns	ns	ns	ns	ns	ns	ns	ns
		Dec-08	ns	ns	ns	ns	ns	ns	ns	ns	ns	ns	ns	ns	ns	ns	ns	ns	ns
		Jun-09	ns	ns	ns	ns	ns	ns	ns	ns	ns	ns	ns	ns	ns	ns	ns	ns	ns
		Oct-09	ns	ns	ns	ns	ns	ns	ns	ns	ns	ns	ns	ns	ns	ns	ns	ns	ns
		Jun-10, 28.5	**2,200**	**0.027**	**0.044**	**133**	**7.8**	**0.053**	<0.050	<0.050	**25**	**17**	**390**	<1	<1	<25	ns	<1	<10
		Jun-10, 28.5 DUP	**2,700**	**0.033**	**0.073**	**133**	**7.9**	**0.053**	**0.064**	<0.050	**25**	**17**	**420**	<1	<1	<25	ns	<1	<10
		Jun-11	ns	ns	ns	ns	ns	ns	ns	ns	ns	ns	ns	ns	ns	ns	ns	ns	ns
		Jun-13	ns	ns	ns	ns	ns	ns	ns	ns	ns	ns	ns	ns	ns	ns	ns	ns	ns
		Nov-14	ns	ns	ns	ns	ns	ns	ns	ns	ns	ns	ns	ns	ns	ns	ns	ns	ns
		Jun-15	ns	ns	ns	ns	ns	ns	ns	ns	ns	ns	ns	ns	ns	ns	ns	ns	ns
		May-16	ns	ns	ns	ns	ns	ns	ns	ns	ns	ns	ns	ns	ns	ns	ns	ns	ns
		Nov-18	ns	ns	ns	ns	ns	ns	ns	ns	ns	ns	ns	ns	ns	ns	ns	ns	ns
		Apr-20	ns	ns	ns	ns	ns	ns	ns	ns	ns	ns	ns	ns	ns	ns	ns	ns	ns
		Nov-22	ns	ns	ns	ns	ns	ns	ns	ns	ns	ns	ns	ns	ns	ns	ns	ns	ns

TABLE 5B
SUMMARY OF NATRUAL ATTENUATION PARAMETERS
Troy Mills Landfill Superfund Site
Troy, New Hampshire

Monitoring Well ID	Geological Unit of Well Screen	Sampling Event Date	MNA - Field Screening							
			pH (SU)	*ORP (mV)*	*Specific Conductance (µS/cm)*	*Dissolved Oxygen (mg/L)*	*Turbidity (ntu)*	*Temperature (°C)*	*Ferrous Iron (mg/L)*	*Nitrate (mg/L)*
NHAGQS			na	na	na	na	na	na	na	na
ROD ICL			na	na	na	na	na	na	na	na
TRY_MW-A28	**Overburden**	**Jun-13**	*ns/ir*	*ns/ir*	*ns/ir*	*ns/ir*	*ns/ir*	*ns/ir*	*ns*	*ns*
		Nov-14	*ns/ir*	*ns/ir*	*ns/ir*	*ns/ir*	*ns/ir*	*ns/ir*	*ns*	*ns*
		Nov-14 DUP	*ns*	*ns*	*ns*	*ns*	*ns*	*ns*	*ns*	*ns*
		Jun-15	*ns*	*ns*	*ns*	*ns*	*ns*	*ns*	*ns*	*ns*
		May-16	**6.3**	**-35**	**189**	**0.9**	<5	**15**	*ns*	*ns*
		Nov-18	**6.5 g**	**10 g**	**201 g**	**1.5 g**	<5 g	**8 g**	*ns*	*ns*
		Apr-20	**6.5 g**	**-50 g**	**138 g**	**1.6 g**	<5 g	**5 g**	*ns*	*ns*
		Nov-22	**6.0**	**-33**	**123**	**1.3**	<5	**12**	*ns*	*ns*
TRY_MW-C6S	**Overburden**	**Nov-14**	**6.1**	**89**	**309**	**1.0**	<5	**10**	*ns*	*ns*
		Jun-15	*ns*	*ns*	*ns*	*ns*	*ns*	*ns*	*ns*	*ns*
		May-16	**6.2**	**117**	**363**	**1.1**	**12**	**13**	*ns*	*ns*
		Oct-18	**6.1 g**	**87 g**	**375 g**	**2.9 g**	**9 g**	**12 g**	*ns*	*ns*
		Apr-20	**6.4 g**	**64 g**	**341 g**	**1.9 g**	<5 g	**6 g**	*ns*	*ns*
		Nov-22	**6.1 g**	**132 g**	**302 g**	**2.4 g**	<5 g	**13 g**	*ns*	*ns*
TRY_MW-C6D	**Overburden**	**Jun-15**	**7.8**	**-204**	**240**	**0.7**	**70**	**12**	*ns*	*ns*
		May-16	**7.9**	**-152**	**303**	<0.5	**9**	**10**	*ns*	*ns*
		Oct-18	**8.0**	**-63**	**251**	<0.5	<5	**8**	*ns*	*ns*
		Apr-20	**7.7**	**-9**	**230**	<0.5	**19**	**7**	*ns*	*ns*
		Nov-22	**7.5**	**-118**	**225**	<0.5	<5	**11**	*ns*	*ns*
TRY_MW-101S	**Overburden**	**Jun-15**	**6.3**	**-50**	**379**	<0.5	<5	**12**	*ns*	*ns*
		May-16	**6.4**	**-54**	**542**	<0.5	<5	**12**	*ns*	*ns*
		Oct-18	**6.3 g**	**16 g**	**402 g**	**1.8 g**	**14 g**	**10 g**	*ns*	*ns*
		Apr-20	**6.5 g**	**-48 g**	**485 g**	**<0.5 g**	**<5 g**	**8 g**	*ns*	*ns*
		Nov-22	*dry*	*dry*	*dry*	*dry*	*dry*	*dry*	*ns*	*ns*
TRY_MW-101D	**Overburden**	**Jun-15**	*ns/ir*	*ns/ir*	*ns/ir*	*ns/ir*	*ns/ir*	*ns/ir*	*ns/ir*	*ns/ir*
		May-16	**7.2**	**-4.5**	**129**	<0.5	**26**	**13**	*ns*	*ns*
		Nov-18	**7.4**	**-10 J***	**116**	<0.5	**16**	**10**	*ns*	*ns*
		Apr-20	**7.1**	**12**	**112**	<0.5	**6**	**8**	*ns*	*ns*
		Nov-22	**7.2 g**	**17 g**	**105 g**	**2.0 g**	<5 g	**11 g**	*ns*	*ns*
TRY_MW-102	**Predominantly Overburden**	**Aug-04**	*ns*	*ns*	*ns*	*ns*	*ns*	*ns*	*ns*	*ns*
		Oct-05	**5.54**	**134.8**	**310**	**0.7**	**1.4**	---	*ns*	*ns*
		Jun-06	*ns*	*ns*	*ns*	*ns*	*ns*	*ns*	*ns*	*ns*
		Dec-06	**5.75**	**64.8**	**287**	**0.5**	**8.1**	---	*ns*	*ns*
		May-07	*ns*	*ns*	*ns*	*ns*	*ns*	*ns*	*ns*	*ns*
		Jun-08	*ns*	*ns*	*ns*	*ns*	*ns*	*ns*	*ns*	*ns*
		Dec-08	*ns*	*ns*	*ns*	*ns*	*ns*	*ns*	*ns*	*ns*
		Jun-09	*ns*	*ns*	*ns*	*ns*	*ns*	*ns*	*ns*	*ns*
		Oct-09	*ns*	*ns*	*ns*	*ns*	*ns*	*ns*	*ns*	*ns*
		Jun-10, 28.5	**5.8**	**63**	**367**	**0.4**	**6**	**13**	**2.4 J***	*ns*
		Jun-10, 28.5 DUP	*ns*	*ns*	*ns*	*ns*	*ns*	*ns*	**5.8 J***	*ns*
		Jun-11	*ns/ir*	*ns/ir*	*ns/ir*	*ns/ir*	*ns/ir*	*ns/ir*	*ns*	*ns*
		Jun-13	*ns*	*ns*	*ns*	*ns*	*ns*	*ns*	*ns*	*ns*
		Nov-14	**5.8**	**46**	**470**	**1.0**	**82**	**11**	*ns*	*ns*
		Jun-15	*ns*	*ns*	*ns*	*ns*	*ns*	*ns*	*ns*	*ns*
		May-16	**6.1**	**60**	**432**	**0.7**	**40**	**11**	*ns*	*ns*
		Nov-18	**6.1**	**89**	**427**	<0.5	**96**	**10**	*ns*	*ns*
		Apr-20	**7.1**	**47**	**401**	<0.5	**33**	**7**	*ns*	*ns*
		Nov-22	**6.0**	**-15**	**235**	**0.6**	**47**	**10**	*ns*	*ns*

TABLE 5B
SUMMARY OF NATRUAL ATTENUATION PARAMETERS
Troy Mills Landfill Superfund Site
Troy, New Hampshire

Monitoring Well ID	Geological Unit of Well Screen	Sampling Event Date	MNA - Laboratory																
														Volatile Fatty Acids (mg/L)					
			Methane (µg/L)	*Ethane (µg/L)*	*Ethene (µg/L)*	*Alkalinity (mg/L)*	*Chloride (mg/L)*	*Nitrite-Nitrogen (mg/L)*	*Nitrate+Nitrite-Nitrogen (mg/L)*	*Nitrate-Nitrogen (mg/L)*	*Sulfate, as SO4 (mg/L)*	*Total Organic Carbon (mg/L)*	*Carbon Dioxide (mg/L)*	*Acetic acid*	*Butyric acid*	*Lactic acid and HIBA*	*Pentanoic acid*	*Propionic acid*	*Pyruvic acid*
NHAGQS			na	na	na	na	na	1	na	10	500	na	na	na	na	na	na	na	na
ROD ICL			na	na	na	na	na	na	na	na	na	na	na	na	na	na	na	na	na
TRY_MW-104S	**Overburden**	**Aug-04**	ns	ns	ns	ns	ns	ns	ns	ns	ns	ns	ns	ns	ns	ns	ns	ns	ns
		Oct-05	ns	ns	ns	**270**	**2.9**	<0.03	ns	**0.06**	ns	**7.3**	ns	<1	<1	<25	ns	<1	<10
		Jun-06	ns	ns	ns	ns	ns	ns	ns	ns	ns	ns	ns	ns	ns	ns	ns	ns	ns
		Dec-06	**590**	<10	<10	**131**	**10**	<0.25	<0.5	<0.25	**8**	**17**	**99**	<1	<1	<25	ns	<1	<10
		May-07	ns	ns	ns	ns	ns	ns	ns	ns	ns	ns	ns	ns	ns	ns	ns	ns	ns
		Jun-08	**1,100**	**0.007**	**0.110**	**168**	**8.8**	ns	ns	ns	**1.3**	**20**	**110**	<1.0	<1.0	<25.0	ns	<1.0	<10.0
		Dec-08	**1,100**	**0.049**	**0.085**	**138**	**6.3**	ns	ns	ns	**2.3**	**16**	**140**	**0.9**	<1.0	<25.0	ns	<1.0	<10.0
		Jun-09	ns	ns	ns	ns	ns	ns	ns	ns	ns	ns	ns	ns	ns	ns	ns	ns	ns
		Oct-09	**2,800**	**0.039**	**0.170**	**191**	**3.9**	ns	ns	ns	**2.6**	**26**	**230**	<1.0 UJ	<1.0 UJ	<25.0 UJ	ns	**0.6 J**	<10.0 UJ
		Jun-11	ns	ns	ns	**189**	<3.0	ns	ns	ns	**5.5**	ns	ns	ns	ns	ns	ns	ns	ns
		Jun-13	ns	ns	ns	ns	ns	ns	ns	ns	ns	ns	ns	ns	ns	ns	ns	ns	ns
		Nov-14	ns	ns	ns	ns	ns	ns	ns	ns	ns	ns	ns	ns	ns	ns	ns	ns	ns
		Jun-15	ns	ns	ns	ns	ns	ns	ns	ns	ns	ns	ns	ns	ns	ns	ns	ns	ns
		May-16	ns	ns	ns	ns	ns	ns	ns	ns	ns	ns	ns	ns	ns	ns	ns	ns	ns
		Oct-18	ns	ns	ns	ns	ns	ns	ns	ns	ns	ns	ns	ns	ns	ns	ns	ns	ns
		Apr-20	ns	ns	ns	ns	ns	ns	ns	ns	ns	ns	ns	ns	ns	ns	ns	ns	ns
		Nov-22	ns	ns	ns	ns	ns	ns	ns	ns	ns	ns	ns	ns	ns	ns	ns	ns	ns
TRY_MW-104D	**Overburden**	**Aug-04**	ns	ns	ns	ns	ns	ns	ns	ns	ns	ns	ns	ns	ns	ns	ns	ns	ns
		Oct-05	ns	ns	ns	**46**	**0.1**	<0.03	ns	<0.050	ns	**0.5**	ns	<1	<1	<25	ns	<1	<10
		Jun-06	ns	ns	ns	ns	ns	ns	ns	ns	ns	ns	ns	ns	ns	ns	ns	ns	ns
		Dec-06	**10**	<10	<10	**46.9**	<3	<0.50	<0.10	<0.50	**6.0**	**1.3**	**2.7**	<1	<1	<25	ns	<1	<10
		May-07	ns	ns	ns	ns	ns	ns	ns	ns	ns	ns	ns	ns	ns	ns	ns	ns	ns
		Jun-08	ns	ns	ns	ns	ns	ns	ns	ns	ns	ns	ns	ns	ns	ns	ns	ns	ns
		Dec-08	ns	ns	ns	ns	ns	ns	ns	ns	ns	ns	ns	ns	ns	ns	ns	ns	ns
		Jun-09	ns	ns	ns	ns	ns	ns	ns	ns	ns	ns	ns	ns	ns	ns	ns	ns	ns
		Oct-09	ns	ns	ns	ns	ns	ns	ns	ns	ns	ns	ns	ns	ns	ns	ns	ns	ns
		Jun-11	ns	ns	ns	**46.9**	<3.0	ns	ns	ns	**5.3**	ns	ns	ns	ns	ns	ns	ns	ns
		Jun-13	ns	ns	ns	ns	ns	ns	ns	ns	ns	ns	ns	ns	ns	ns	ns	ns	ns
		Nov-14	ns	ns	ns	ns	ns	ns	ns	ns	ns	ns	ns	ns	ns	ns	ns	ns	ns
		Jun-15	ns	ns	ns	ns	ns	ns	ns	ns	ns	ns	ns	ns	ns	ns	ns	ns	ns
		May-16	ns	ns	ns	ns	ns	ns	ns	ns	ns	ns	ns	ns	ns	ns	ns	ns	ns
		Oct-18	ns	ns	ns	ns	ns	ns	ns	ns	ns	ns	ns	ns	ns	ns	ns	ns	ns
		Apr-20	ns	ns	ns	ns	ns	ns	ns	ns	ns	ns	ns	ns	ns	ns	ns	ns	ns
		Nov-22							ns	ns	ns	ns	ns	ns	ns	ns	ns	ns	ns

TABLE 5B
SUMMARY OF NATRUAL ATTENUATION PARAMETERS
Troy Mills Landfill Superfund Site
Troy, New Hampshire

Monitoring Well ID	Geological Unit of Well Screen	Sampling Event Date	MNA - Field Screening							
			pH (SU)	*ORP (mV)*	*Specific Conductance (µS/cm)*	*Dissolved Oxygen (mg/L)*	*Turbidity (ntu)*	*Temperature (°C)*	*Ferrous Iron (mg/L)*	*Nitrate (mg/L)*
NHAGQS			na	na	na	na	na	na	na	na
ROD ICL			na	na	na	na	na	na	na	na
TRY_MW-104S	**Overburden**	**Aug-04**	*ns*	*ns*	*ns*	*ns*	*ns*	*ns*	*ns*	*ns*
		Oct-05	**6.3**	**161.8**	**416**	**0.2**	**0.7**	---	*ns*	*ns*
		Jun-06	*ns*	*ns*	*ns*	*ns*	*ns*	*ns*	*ns*	*ns*
		Dec-06	**6.54**	**-38.3**	**352**	**0.2**	**6.4**	---	*ns*	*ns*
		May-07	*ns*	*ns*	*ns*	*ns*	*ns*	*ns*	*ns*	*ns*
		Jun-08	**6.06**	**-97.8**	**378**	**0.18**	**13.2**	**15**	*ns*	*ns*
		Dec-08	**6.4**	**-39**	**377**	**0.1**	**1**	**6**	**1.29**	*ns*
		Jun-09	**6.9**	**15**	**376**	**1.1**	**3**	**11**	*ns*	*ns*
		Oct-09	**6.4**	**18**	**405**	**0.2**	<1	**12**	**0.86**	**0.4**
		Jun-11	**6.2**	**-18**	**375**	<0.5	<5	**11**	*ns*	*ns*
		Jun-13	**6.3**	**-10**	**349**	<0.5	<5	**10**	*ns*	*ns*
		Nov-14	**6.4**	**-22**	**393**	**0.7**	**12**	**10**	*ns*	*ns*
		Jun-15	*ns*	*ns*	*ns*	*ns*	*ns*	*ns*	*ns*	*ns*
		May-16	**6.6**	**0**	**417**	<0.5	**4**	**8**	*ns*	*ns*
		Oct-18	**6.4**	**-12**	**466**	<0.5	**9**	**11**	*ns*	*ns*
		Apr-20	**6.5**	**-35**	**421**	<0.5	<5	**5**	*ns*	*ns*
		Nov-22	**6.5**	**-70**	**392**	<0.5	**5**	**12**	*ns*	*ns*
TRY_MW-104D	**Overburden**	**Aug-04**	*ns*	*ns*	*ns*	*ns*	*ns*	*ns*	*ns*	*ns*
		Oct-05	**7.1**	**90.4**	**181**	**0.6**	**1.2**	---	*ns*	*ns*
		Jun-06	*ns*	*ns*	*ns*	*ns*	*ns*	*ns*	*ns*	*ns*
		Dec-06	**7.86**	**221.2**	**103**	**0.8**	**4.7**	---	*ns*	*ns*
		May-07	*ns*	*ns*	*ns*	*ns*	*ns*	*ns*	*ns*	*ns*
		Jun-08	*ns*	*ns*	*ns*	*ns*	*ns*	*ns*	*ns*	*ns*
		Dec-08	*ns*	*ns*	*ns*	*ns*	*ns*	*ns*	*ns*	*ns*
		Jun-09	*ns*	*ns*	*ns*	*ns*	*ns*	*ns*	*ns*	*ns*
		Oct-09	**7.7**	**-64**	**107**	**0.4**	**8**	**12**	*ns*	*ns*
		Jun-11	*ns/ir*	*ns/ir*	*ns/ir*	*ns/ir*	*ns/ir*	*ns/ir*	*ns*	*ns*
		Jun-13	*ns/ir*	*ns/ir*	*ns/ir*	*ns/ir*	*ns/ir*	*ns/ir*	*ns*	*ns*
		Nov-14	*ns/ir*	*ns/ir*	*ns/ir*	*ns/ir*	*ns/ir*	*ns/ir*	*ns*	*ns*
		Jun-15	*ns*	*ns*	*ns*	*ns*	*ns*	*ns*	*ns*	*ns*
		May-16	**8.0**	**73**	**112**	**0.9**	**8**	**9**	*ns*	*ns*
		Oct-18	**7.8**	**31**	**109**	<0.5	**9**	**10**	*ns*	*ns*
		Apr-20	**7.8**	**15**	**103**	**1**	**10**	**7**	*ns*	*ns*
		Nov-22	**8.0**	**-82**	**107**	<0.5	**10**	**11**	*ns*	*ns*

TABLE 5B
SUMMARY OF NATRUAL ATTENUATION PARAMETERS
Troy Mills Landfill Superfund Site
Troy, New Hampshire

Monitoring Well ID	Geological Unit of Well Screen	Sampling Event Date	MNA - Laboratory																
														Volatile Fatty Acids (mg/L)					
			Methane (µg/L)	*Ethane (µg/L)*	*Ethene (µg/L)*	*Alkalinity (mg/L)*	*Chloride (mg/L)*	*Nitrite-Nitrogen (mg/L)*	*Nitrate+Nitrite-Nitrogen (mg/L)*	*Nitrate-Nitrogen (mg/L)*	*Sulfate, as SO4 (mg/L)*	*Total Organic Carbon (mg/L)*	*Carbon Dioxide (mg/L)*	*Acetic acid*	*Butyric acid*	*Lactic acid and HIBA*	*Pentanoic acid*	*Propionic acid*	*Pyruvic acid*
NHAGQS			na	na	na	na	na	1	na	10	500	na	na	na	na	na	na	na	na
ROD ICL			na	na	na	na	na	na	na	na	na	na	na	na	na	na	na	na	na
TRY_MW-105S	**Overburden**	**Aug-04**	ns	ns	ns	ns	ns	ns	ns	ns	ns	ns	ns	ns	ns	ns	ns	ns	ns
		Oct-05	ns	ns	ns	ns	ns	ns	ns	ns	ns	ns	ns	ns	ns	ns	ns	ns	ns
		Jun-06	ns	ns	ns	ns	ns	ns	ns	ns	ns	ns	ns	ns	ns	ns	ns	ns	ns
		Dec-06	ns	ns	ns	ns	ns	ns	ns	ns	ns	ns	ns	ns	ns	ns	ns	ns	ns
		May-07	ns	ns	ns	ns	ns	ns	ns	ns	ns	ns	ns	ns	ns	ns	ns	ns	ns
		Jun-08	ns	ns	ns	ns	ns	ns	ns	ns	ns	ns	ns	ns	ns	ns	ns	ns	ns
		Dec-08	ns	ns	ns	ns	ns	ns	ns	ns	ns	ns	ns	ns	ns	ns	ns	ns	ns
		Jun-09	ns	ns	ns	ns	ns	ns	ns	ns	ns	ns	ns	ns	ns	ns	ns	ns	ns
		Oct-09	ns	ns	ns	ns	ns	ns	ns	ns	ns	ns	ns	ns	ns	ns	ns	ns	ns
		Jun-11	ns	ns	ns	ns	ns	ns	ns	ns	ns	ns	ns	ns	ns	ns	ns	ns	ns
		Jun-13	ns	ns	ns	ns	ns	ns	ns	ns	ns	ns	ns	ns	ns	ns	ns	ns	ns
		Nov-14	ns	ns	ns	ns	ns	ns	ns	ns	ns	ns	ns	ns	ns	ns	ns	ns	ns
		Jun-15	ns	ns	ns	ns	ns	ns	ns	ns	ns	ns	ns	ns	ns	ns	ns	ns	ns
		May-16	ns	ns	ns	ns	ns	ns	ns	ns	ns	ns	ns	ns	ns	ns	ns	ns	ns
		Nov-18	ns	ns	ns	ns	ns	ns	ns	ns	ns	ns	ns	ns	ns	ns	ns	ns	ns
		Apr-20	ns	ns	ns	ns	ns	ns	ns	ns	ns	ns	ns	ns	ns	ns	ns	ns	ns
		Nov-22	ns	ns	ns	ns	ns	ns	ns	ns	ns	ns	ns	ns	ns	ns	ns	ns	ns
TRY_MW-105D	**Bedrock**	**Aug-04**	ns	ns	ns	ns	ns	ns	ns	ns	ns	ns	ns	ns	ns	ns	ns	ns	ns
		Oct-05	ns	ns	ns	ns	ns	ns	ns	ns	ns	ns	ns	ns	ns	ns	ns	ns	ns
		Jun-06	ns	ns	ns	ns	ns	ns	ns	ns	ns	ns	ns	ns	ns	ns	ns	ns	ns
		Dec-06	ns	ns	ns	ns	ns	ns	ns	ns	ns	ns	ns	ns	ns	ns	ns	ns	ns
		May-07	ns	ns	ns	ns	ns	ns	ns	ns	ns	ns	ns	ns	ns	ns	ns	ns	ns
		Jun-08	ns	ns	ns	ns	ns	ns	ns	ns	ns	ns	ns	ns	ns	ns	ns	ns	ns
		Dec-08	ns	ns	ns	ns	ns	ns	ns	ns	ns	ns	ns	ns	ns	ns	ns	ns	ns
		Jun-09	ns	ns	ns	ns	ns	ns	ns	ns	ns	ns	ns	ns	ns	ns	ns	ns	ns
		Oct-09	ns	ns	ns	ns	ns	ns	ns	ns	ns	ns	ns	ns	ns	ns	ns	ns	ns
		Jun-11	ns	ns	ns	ns	ns	ns	ns	ns	ns	ns	ns	ns	ns	ns	ns	ns	ns
		Jun-13	ns	ns	ns	ns	ns	ns	ns	ns	ns	ns	ns	ns	ns	ns	ns	ns	ns
		Nov-14	ns	ns	ns	ns	ns	ns	ns	ns	ns	ns	ns	ns	ns	ns	ns	ns	ns
		Jun-15	ns	ns	ns	ns	ns	ns	ns	ns	ns	ns	ns	ns	ns	ns	ns	ns	ns
		May-16	ns	ns	ns	ns	ns	ns	ns	ns	ns	ns	ns	ns	ns	ns	ns	ns	ns
		Nov-18	ns	ns	ns	ns	ns	ns	ns	ns	ns	ns	ns	ns	ns	ns	ns	ns	ns
		Apr-20	ns	ns	ns	ns	ns	ns	ns	ns	ns	ns	ns	ns	ns	ns	ns	ns	ns
		Nov-22	ns	ns	ns	ns	ns	ns	ns	ns	ns	ns	ns	ns	ns	ns	ns	ns	ns

TABLE 5B
SUMMARY OF NATRUAL ATTENUATION PARAMETERS
Troy Mills Landfill Superfund Site
Troy, New Hampshire

Monitoring Well ID	Geological Unit of Well Screen	Sampling Event Date	MNA - Field Screening							
			pH (SU)	*ORP (mV)*	*Specific Conductance (µS/cm)*	*Dissolved Oxygen (mg/L)*	*Turbidity (ntu)*	*Temperature (°C)*	*Ferrous Iron (mg/L)*	*Nitrate (mg/L)*
NHAGQS			na	na	na	na	na	na	na	na
ROD ICL			na	na	na	na	na	na	na	na
TRY_MW-105S	**Overburden**	**Aug-04**	*ns*	*ns*	*ns*	*ns*	*ns*	*ns*	*ns*	*ns*
		Oct-05	*ns*	*ns*	*ns*	*ns*	*ns*	*ns*	*ns*	*ns*
		Jun-06	*ns*	*ns*	*ns*	*ns*	*ns*	*ns*	*ns*	*ns*
		Dec-06	*ns*	*ns*	*ns*	*ns*	*ns*	*ns*	*ns*	*ns*
		May-07	*ns*	*ns*	*ns*	*ns*	*ns*	*ns*	*ns*	*ns*
		Jun-08	*ns*	*ns*	*ns*	*ns*	*ns*	*ns*	*ns*	*ns*
		Dec-08	*ns*	*ns*	*ns*	*ns*	*ns*	*ns*	*ns*	*ns*
		Jun-09	*ns*	*ns*	*ns*	*ns*	*ns*	*ns*	*ns*	*ns*
		Oct-09	**6.1**	**161**	**366**	**0.7**	<1	**11**	*ns*	*ns*
		Jun-11	**5.8**	**233**	**259**	<0.5	<5	**11**	*ns*	*ns*
		Jun-13	*ns*	*ns*	*ns*	*ns*	*ns*	*ns*	*ns*	*ns*
		Nov-14	**5.9**	**94**	**338**	<0.5	<5	**10**	*ns*	*ns*
		Jun-15	*ns*	*ns*	*ns*	*ns*	*ns*	*ns*	*ns*	*ns*
		May-16	**6.0**	**286**	**160**	**4.7**	<5	**9**	*ns*	*ns*
		Nov-18	**5.9 g**	**45 g**	**161 g**	**1.7 g**	<5 g	**11 g**	*ns*	*ns*
		Apr-20	**6.0**	**80**	**85 g**	**6.6**	<5	**7**	*ns*	*ns*
		Nov-22	**5.9 g**	**166 g**	**162 g**	**2.4 g**	<5 g	**11 g**	*ns*	*ns*
TRY_MW-105D	**Bedrock**	**Aug-04**	*ns*	*ns*	*ns*	*ns*	*ns*	*ns*	*ns*	*ns*
		Oct-05	*ns*	*ns*	*ns*	*ns*	*ns*	*ns*	*ns*	*ns*
		Jun-06	*ns*	*ns*	*ns*	*ns*	*ns*	*ns*	*ns*	*ns*
		Dec-06	*ns*	*ns*	*ns*	*ns*	*ns*	*ns*	*ns*	*ns*
		May-07	*ns*	*ns*	*ns*	*ns*	*ns*	*ns*	*ns*	*ns*
		Jun-08	*ns*	*ns*	*ns*	*ns*	*ns*	*ns*	*ns*	*ns*
		Dec-08	*ns*	*ns*	*ns*	*ns*	*ns*	*ns*	*ns*	*ns*
		Jun-09	*ns*	*ns*	*ns*	*ns*	*ns*	*ns*	*ns*	*ns*
		Oct-09	**6.4**	**-24**	**193**	**1.8**	**7**	**9**	*ns*	*ns*
		Jun-11	*ns/ir*	*ns/ir*	*ns/ir*	*ns/ir*	*ns/ir*	*ns/ir*	*ns*	*ns*
		Jun-13	*ns*	*ns*	*ns*	*ns*	*ns*	*ns*	*ns*	*ns*
		Nov-14	*ns/ir*	*ns/ir*	*ns/ir*	*ns/ir*	*ns/ir*	*ns/ir*	*ns*	*ns*
		Jun-15	*ns*	*ns*	*ns*	*ns*	*ns*	*ns*	*ns*	*ns*
		May-16	**6.0**	**276**	**138**	**2.1 J***	<5	**11**	*ns*	*ns*
		Nov-18	**5.9**	**53**	**117**	**1.1**	**6**	**10**	*ns*	*ns*
		Apr-20	**6.0 g**	**93 g**	**84 g**	**7.3 g**	<5 g	**7 g**	*ns*	*ns*
		Nov-22	**6.0 g**	**124 g**	**118 g**	**4.9 g**	**8 g**	**10 g**	*ns*	*ns*

TABLE 5B
SUMMARY OF NATRUAL ATTENUATION PARAMETERS
Troy Mills Landfill Superfund Site
Troy, New Hampshire

Monitoring Well ID	Geological Unit of Well Screen	Sampling Event Date	MNA - Laboratory																
														Volatile Fatty Acids (mg/L)					
			Methane (µg/L)	*Ethane (µg/L)*	*Ethene (µg/L)*	*Alkalinity (mg/L)*	*Chloride (mg/L)*	*Nitrite-Nitrogen (mg/L)*	*Nitrate+Nitrite-Nitrogen (mg/L)*	*Nitrate-Nitrogen (mg/L)*	*Sulfate, as SO4 (mg/L)*	*Total Organic Carbon (mg/L)*	*Carbon Dioxide (mg/L)*	*Acetic acid*	*Butyric acid*	*Lactic acid and HIBA*	*Pentanoic acid*	*Propionic acid*	*Pyruvic acid*
NHAGQS			na	na	na	na	na	1	na	10	500	na	na	na	na	na	na	na	na
ROD ICL			na	na	na	na	na	na	na	na	na	na	na	na	na	na	na	na	na
TRY_MW-201SX	**Overburden**	**Jun-15**	ns	ns	ns	ns	ns	ns	ns	ns	ns	ns	ns	ns	ns	ns	ns	ns	ns
		May-16	ns	ns	ns	ns	ns	ns	ns	ns	ns	ns	ns	ns	ns	ns	ns	ns	ns
		Nov-18	ns	ns	ns	ns	ns	ns	ns	ns	ns	ns	ns	ns	ns	ns	ns	ns	ns
		Apr-20	ns	ns	ns	ns	ns	ns	ns	ns	ns	ns	ns	ns	ns	ns	ns	ns	ns
		Nov-22	ns	ns	ns	ns	ns	ns	ns	ns	ns	ns	ns	ns	ns	ns	ns	ns	ns
TRY_MW-202P	**Overburden**	**Jun-11**	**320**	**0.008 J**	**0.039**	**96.7**	<3.0	<0.05	<0.05	<0.05	**8.1**	**1.7**	**42**	ns	ns	ns	ns	ns	ns
		Jun-13	ns	ns	ns	ns	ns	ns	ns	ns	ns	ns	ns	ns	ns	ns	ns	ns	ns
		Nov-14	ns	ns	ns	ns	ns	ns	ns	ns	ns	ns	ns	ns	ns	ns	ns	ns	ns
		Jun-15	ns	ns	ns	ns	ns	ns	ns	ns	ns	ns	ns	ns	ns	ns	ns	ns	ns
		May-16	ns	ns	ns	ns	ns	ns	ns	ns	ns	ns	ns	ns	ns	ns	ns	ns	ns
		Nov-18	ns	ns	ns	ns	ns	ns	ns	ns	ns	ns	ns	ns	ns	ns	ns	ns	ns
		Apr-20	ns	ns	ns	ns	ns	ns	ns	ns	ns	ns	ns	ns	ns	ns	ns	ns	ns
		Nov-22	ns	ns	ns	ns	ns	ns	ns	ns	ns	ns	ns	ns	ns	ns	ns	ns	ns
TRY_MW-204	**Overburden**	**Aug-04**	ns	ns	ns	ns	ns	ns	ns	ns	ns	ns	ns	ns	ns	ns	ns	ns	ns
		Oct-05	ns	ns	ns	**74**	**0.90**	<0.03	ns	<0.02	ns	**3.9**	ns	<1	<1	<25	ns	<1	<10
		Jun-06	ns	ns	ns	ns	ns	ns	ns	ns	ns	ns	ns	ns	ns	ns	ns	ns	ns
		Dec-06	**1,200**	<10	<10	**74**	**25**	**0.06**	**4.3**	**4.3**	**44**	**16**	**320**	<1	<1	<25	ns	<1	<10
		May-07	**1,700**	<20	<20	ns	**12**	<0.050	**0.87**	**0.84**	**70**	**23**	ns	ns	ns	ns	ns	ns	ns
		Jun-08	ns	ns	ns	**102**	<3.0	<0.050	<0.050	<0.050	**97**	**22**	ns	ns	ns	ns	ns	ns	ns
		Dec-08	**3,600**	**0.160**	**0.039**	**97.8**	<3.0	<0.050	<0.050	<0.050	**84**	**11**	**240**	<1.0	<1.0	<25.0	ns	<1.0	<10.0
		Jun-09	**2,300**	**0.055**	**0.033**	**75.9**	<3.0	ns	ns	ns	**66**	**33**	**210**	ns	ns	ns	ns	ns	ns
		Oct-09	**4,100**	**0.073**	**0.037**	**77.3**	<3.0	ns	ns	ns	**53**	**15**	**210**	<1.0 UJ	<1.0 UJ	**2.5 J**	ns	<1.0 UJ	<10.0 UJ
		Jun-11	**2,000**	**0.024 J**	**0.07**	**96.5**	<3.0	<0.05	<0.05 J	<0.05 J	**30**	**5.2**	**180**	ns	ns	ns	ns	ns	ns
		Jun-13	ns	ns	ns	ns	ns	ns	ns	ns	ns	ns	ns	ns	ns	ns	ns	ns	ns
		Nov-14	ns	ns	ns	ns	ns	ns	ns	ns	ns	ns	ns	ns	ns	ns	ns	ns	ns
		Jun-15	ns	ns	ns	ns	ns	ns	ns	ns	ns	ns	ns	ns	ns	ns	ns	ns	ns
		May-16	ns	ns	ns	ns	ns	ns	ns	ns	ns	ns	ns	ns	ns	ns	ns	ns	ns
		Nov-18	ns	ns	ns	ns	ns	ns	ns	ns	ns	ns	ns	ns	ns	ns	ns	ns	ns
		Apr-20	ns	ns	ns	ns	ns	ns	ns	ns	ns	ns	ns	ns	ns	ns	ns	ns	ns
		Nov-22	ns	ns	ns	ns	ns	ns	ns	ns	ns	ns	ns	ns	ns	ns	ns	ns	ns

TABLE 5B
SUMMARY OF NATRUAL ATTENUATION PARAMETERS
Troy Mills Landfill Superfund Site
Troy, New Hampshire

Monitoring Well ID	Geological Unit of Well Screen	Sampling Event Date	MNA - Field Screening							
			pH (SU)	*ORP (mV)*	*Specific Conductance (µS/cm)*	*Dissolved Oxygen (mg/L)*	*Turbidity (ntu)*	*Temperature (°C)*	*Ferrous Iron (mg/L)*	*Nitrate (mg/L)*
NHAGQS			na	na	na	na	na	na	na	na
ROD ICL			na	na	na	na	na	na	na	na
TRY_MW-201SX	**Overburden**	**Jun-15**	**6.5**	**-55**	**399**	**0.4**	**6**	**12**	*ns*	*ns*
		May-16	**6.5**	**-71**	**509**	<0.5	<5	**11**	*ns*	*ns*
		Nov-18	**6.6**	**-42**	**551**	<0.5	<5	**11**	*ns*	*ns*
		Apr-20	**6.6**	**-63**	**434**	<0.5	**8**	**9**	*ns*	*ns*
		Nov-22	**6.5 g**	**-52 g**	**480**	**1.0 g**	**14 g**	**11**	*ns*	*ns*
TRY_MW-202P	**Overburden**	**Jun-11**	*ns*	*ns*	*ns*	*ns*	*ns*	*ns*	*ns*	*ns*
		Jun-13	*ns*	*ns*	*ns*	*ns*	*ns*	*ns*	*ns*	*ns*
		Nov-14	*ns/ir*	*ns/ir*	*ns/ir*	*ns/ir*	*ns/ir*	*ns/ir*	*ns*	*ns*
		Jun-15	*ns*	*ns*	*ns*	*ns*	*ns*	*ns*	*ns*	*ns*
		May-16	**6.5**	**27**	**281**	**0.8**	<5	**11**	*ns*	*ns*
		Nov-18	**7.6 g**	**25 g**	**287 g**	**4 g**	**9 g**	**8 g**	*ns*	*ns*
		Apr-20	**6.5 g**	**-6 g**	**223 g**	**4.6 g**	**18 g**	**8 g**	*ns*	*ns*
		Nov-22	**6.1**	**9**	**244**	<0.5	**8**	**12**	*ns*	*ns*
TRY_MW-204	**Overburden**	**Aug-04**	*ns*	*ns*	*ns*	*ns*	*ns*	*ns*	*ns*	*ns*
		Oct-05	**5.97**	**350**	**234**	**0.2**	**0.7**	---	*ns*	*ns*
		Jun-06	*ns*	*ns*	*ns*	*ns*	*ns*	*ns*	*ns*	*ns*
		Dec-06	**5.74**	**119.1**	**316**	**0.2**	**2.0**	---	*ns*	*ns*
		May-07	**5.11**	**76.4**	**371**	**3.4**	**31.9**	---	*ns*	*ns*
		Jun-08	**5.70**	**172.1**	**291**	**2.3**	**1.4**	**12**	*ns*	*ns*
		Dec-08	**5.80**	**59**	**366**	**0.3**	**2**	**8**	**2.08**	*ns*
		Jun-09	**6.3 J***	**43 J***	**279**	**0.3**	**3**	**10**	**1.15**	**0.2**
		Oct-09	**6.1**	**4**	**276**	**0.3**	**2**	**9**	**0.61**	**0.0 J***
		Jun-11	**5.8**	**56**	**243**	**0.5**	**<0.5**	**9**	*ns*	*ns*
		Jun-13	*ns*	*ns*	*ns*	*ns*	*ns*	*ns*	*ns*	*ns*
		Nov-14	**6.0**	**37**	**213**	<0.5	<5	**8**	*ns*	*ns*
		Jun-15	*ns*	*ns*	*ns*	*ns*	*ns*	*ns*	*ns*	*ns*
		May-16	**6.3**	**7**	**405**	<0.5	<5	**10**	*ns*	*ns*
		Nov-18	**6.2**	**54**	**232**	<0.5	**9**	**10**	*ns*	*ns*
		Apr-20	**6.3**	**2.7**	**279**	**0.9**	<5	**7**	*ns*	*ns*
		Nov-22	**6.5**	**-14**	**286**	<0.5	**13**	**11**	*ns*	*ns*

TABLE 5B
SUMMARY OF NATRUAL ATTENUATION PARAMETERS
Troy Mills Landfill Superfund Site
Troy, New Hampshire

Monitoring Well ID	Geological Unit of Well Screen	Sampling Event Date	MNA - Laboratory																
														Volatile Fatty Acids (mg/L)					
			Methane (µg/L)	*Ethane (µg/L)*	*Ethene (µg/L)*	*Alkalinity (mg/L)*	*Chloride (mg/L)*	*Nitrite-Nitrogen (mg/L)*	*Nitrate+Nitrite-Nitrogen (mg/L)*	*Nitrate-Nitrogen (mg/L)*	*Sulfate, as SO4 (mg/L)*	*Total Organic Carbon (mg/L)*	*Carbon Dioxide (mg/L)*	*Acetic acid*	*Butyric acid*	*Lactic acid and HIBA*	*Pentanoic acid*	*Propionic acid*	*Pyruvic acid*
NHAGQS			na	na	na	na	na	1	na	10	500	na	na	na	na	na	na	na	na
ROD ICL			na	na	na	na	na	na	na	na	na	na	na	na	na	na	na	na	na
TRY_MW-205	**Overburden**	**Aug-04**	ns	ns	ns	ns	ns	ns	ns	ns	ns	ns	ns	ns	ns	ns	ns	ns	ns
		Oct-05	ns	ns	ns	**180**	**1.7**	<0.03	ns	**0.47**	ns	**20**	ns	<1	<1	<25	ns	<1	<10
		Jun-06	ns	ns	ns	ns	ns	ns	ns	ns	ns	ns	ns	ns	ns	ns	ns	ns	ns
		Dec-06	**1,400**	<20	<20	**165**	**13**	<0.05	<1	<0.50	**10**	**47**	**410**	<1	<1	<25	ns	<1	<10
		Dec-06 DUP	**1,400**	<20	<20	**180**	**13**	<0.05	<1	**0.07**	**9.9**	**64**	**420**	<1	<1	<25	ns	<1	<10
		May-07	**2,300**	<20	<20	ns	**13**	**0.070**	<0.050	<0.050	**11**	**57**	ns	ns	ns	ns	ns	ns	ns
		Jun-08	**5,400**	<0.025	**0.021**	**274**	**14**	**0.0053**	<0.050	<0.050	**7.4**	**67**	**370**	<1.0	<1.0	<25.0	ns	<1.0	<10.0
		Dec-08	**5,000**	**0.018**	**0.069**	**395**	**10**	**0.088**	<0.050	<0.050	**1.7**	**58**	**330**	**1.4**	<1.0	<25.0	ns	<1.0	<10.0
		Dec-08 DUP	**4,700**	**0.026**	**0.099**	**362**	**9.1**	**0.072**	<0.050	<0.050	**1.6**	**63**	**350**	**1.8**	<1.0	<25.0	ns	<1.0	<10.0
		Jun-09	**5,700**	< 0.025	**0.062**	**216**	**6.9**	ns	ns	ns	**2.9**	**47**	**350**	ns	ns	ns	ns	ns	ns
		Jun-09 DUP	**5,100**	< 0.025	**0.052**	**214**	**7.0**	ns	ns	ns	**2.3**	**38**	**360**	ns	ns	ns	ns	ns	ns
		Oct-09	**8,600**	**0.041**	**0.120**	**258**	**4.6**	ns	ns	ns	**<1.0**	**55**	**300**	<1.0 UJ	<1.0 UJ	<25.0 UJ	ns	**0.5 J**	<10.0 UJ
		Oct-09 DUP	**8,500**	**0.040**	**0.110**	**224**	**4.7**	ns	ns	ns	**<1.0**	**56**	**290**	<1.0 UJ	<1.0 UJ	**1.8 J**	ns	<1.0 UJ	<10.0 UJ
		Jun-11	**3,500**	**<0.025**	**0.062**	**198**	**6.1**	**0.081**	<0.050 J	<0.050 J	**1.2**	**41**	**330**	ns	ns	ns	ns	ns	ns
		Jun-11 DUP	**3,600**	<0.025	**0.070**	**202**	**6.0**	**0.077**	<0.050 J	<0.050 J	**1.2**	**42**	**320**	ns	ns	ns	ns	ns	ns
		Jun-13	ns	ns	ns	ns	ns	ns	ns	ns	ns	ns	ns	ns	ns	ns	ns	ns	ns
		Jun-13 DUP	ns	ns	ns	ns	ns	ns	ns	ns	ns	ns	ns	ns	ns	ns	ns	ns	ns
		Nov-14	ns	ns	ns	ns	ns	ns	ns	ns	ns	ns	ns	ns	ns	ns	ns	ns	ns
		Jun-15	ns	ns	ns	ns	ns	ns	ns	ns	ns	ns	ns	ns	ns	ns	ns	ns	ns
		May-16	ns	ns	ns	ns	ns	ns	ns	ns	ns	ns	ns	ns	ns	ns	ns	ns	ns
		Nov-18	ns	ns	ns	ns	ns	ns	ns	ns	ns	ns	ns	ns	ns	ns	ns	ns	ns
		Apr-20	ns	ns	ns	ns	ns	ns	ns	ns	ns	ns	ns	ns	ns	ns	ns	ns	ns
		Nov-22	ns	ns	ns	ns	ns	ns	ns	ns	ns	ns	ns	ns	ns	ns	ns	ns	ns
TRY_MW-301	**Overburden**	**Aug-04**	ns	ns	ns	ns	ns	ns	ns	ns	ns	ns	ns	ns	ns	ns	ns	ns	ns
		Oct-05	ns	ns	ns	**190**	**3.1**	<0.03	ns	**0.13**	ns	**16**	ns	<1	<1	<25	ns	<1	<10
		Jun-06	ns	ns	ns	ns	ns	ns	ns	ns	ns	ns	ns	ns	ns	ns	ns	ns	ns
		Dec-06	**1,600**	<20	<20	**79.7**	**12**	<0.05	<1	<0.50	**45**	**30**	**320**	<1	<1	<25	ns	<1	<10
		May-07	ns	ns	ns	ns	ns	ns	ns	ns	ns	ns	ns	ns	ns	ns	ns	ns	ns
		Jun-08	ns	ns	ns	**144**	<10.0	<0.050	<0.050	<0.050	**39**	**29**	ns	ns	ns	ns	ns	ns	ns
		Dec-08	**810**	**0.011**	**0.027**	**133**	**8.3**	<0.050	<0.050	<0.050	**42**	**26**	**420**	<1.0	<1.0	<25.0	ns	<1.0	<10.0
		Jun-09	**720**	**0.011 J**	**0.058**	**116**	**6.3**	ns	ns	ns	**37**	**21**	**370**	ns	ns	ns	ns	ns	ns
		Oct-09	**1,400**	**0.015 J**	**0.061**	**124**	**5.1**	ns	ns	ns	**35**	**19**	**400**	<1.0 UJ	<1.0 UJ	<25.0 UJ	ns	<1.0 UJ	<10.0 UJ
TRY_MW-301X	**Overburden**	**Jun-11**	**880**	**0.15**	**0.34**	**91.9**	**4.5**	<0.050	<0.050 J	<0.050 J	**18**	**2.9**	**250**	ns	ns	ns	ns	ns	ns
		Jun-13	ns	ns	ns	ns	ns	ns	ns	ns	ns	ns	ns	ns	ns	ns	ns	ns	ns
		Nov-14	ns	ns	ns	ns	ns	ns	ns	ns	ns	ns	ns	ns	ns	ns	ns	ns	ns
		Jun-15	ns	ns	ns	ns	ns	ns	ns	ns	ns	ns	ns	ns	ns	ns	ns	ns	ns
		May-16	ns	ns	ns	ns	ns	ns	ns	ns	ns	ns	ns	ns	ns	ns	ns	ns	ns
		Nov-18	ns	ns	ns	ns	ns	ns	ns	ns	ns	ns	ns	ns	ns	ns	ns	ns	ns
		Apr-20	ns	ns	ns	ns	ns	ns	ns	ns	ns	ns	ns	ns	ns	ns	ns	ns	ns
		Nov-22	ns	ns	ns	ns	ns	ns	ns	ns	ns	ns	ns	ns	ns	ns	ns	ns	ns

TABLE 5B
SUMMARY OF NATRUAL ATTENUATION PARAMETERS
Troy Mills Landfill Superfund Site
Troy, New Hampshire

Monitoring Well ID	Geological Unit of Well Screen	Sampling Event Date	MNA - Field Screening							
			pH (SU)	*ORP (mV)*	*Specific Conductance (µS/cm)*	*Dissolved Oxygen (mg/L)*	*Turbidity (ntu)*	*Temperature (°C)*	*Ferrous Iron (mg/L)*	*Nitrate (mg/L)*
NHAGQS			na	na	na	na	na	na	na	na
ROD ICL			na	na	na	na	na	na	na	na
TRY_MW-205	**Overburden**	**Aug-04**	*ns*	*ns*	*ns*	*ns*	*ns*	*ns*	*ns*	*ns*
		Oct-05	**6.02**	**7.2**	**383**	**0.5**	**4.2**	---	*ns*	*ns*
		Jun-06	*ns*	*ns*	*ns*	*ns*	*ns*	*ns*	*ns*	*ns*
		Dec-06	**6.12**	**0.9**	**486**	**0.1**	**9.7**	---	*ns*	*ns*
		Dec-06 DUP	*ns*	*ns*	*ns*	*ns*	*ns*	*ns*	*ns*	*ns*
		May-07	**5.98**	**-51.1**	**613**	**2.1**	**501**	---	*ns*	*ns*
		Jun-08	**6.10**	**-55.8**	**765**	**4.36**	**5.9**	**14**	*ns*	*ns*
		Dec-08	**6.1**	**-11**	**787**	**0.4**	**5**	**9**	*ns*	*ns*
		Dec-08 DUP	*ns*	*ns*	*ns*	*ns*	*ns*	*ns*	*ns*	*ns*
		Jun-09	**6.3**	**-56**	**714**	**0.9**	**3**	**12**	**2.94 J***	**0.1**
		Jun-09 DUP	*ns*	*ns*	*ns*	*ns*	*ns*	*ns*	**1.33 J***	*ns*
		Oct-09	**6.6**	**-94**	**619**	**0.3**	**2**	**11**	**1.11**	0.0 J*
		Oct-09 DUP	*ns*	*ns*	*ns*	*ns*	*ns*	*ns*	**1.20**	**0.4 J***
		Jun-11	**6.1**	**-50**	**665**	<0.5	<5	**14**	*ns*	*ns*
		Jun-11 DUP	*ns*	*ns*	*ns*	*ns*	*ns*	*ns*	*ns*	*ns*
		Jun-13	**6.0**	**-39**	**474**	**0.8**	**6**	**12**	*ns*	*ns*
		Jun-13 DUP	*ns*	*ns*	*ns*	*ns*	*ns*	*ns*	*ns*	*ns*
		Nov-14	**6.3**	**-63**	**592**	<0.5	**7**	**10**	*ns*	*ns*
		Jun-15	*ns*	*ns*	*ns*	*ns*	*ns*	*ns*	*ns*	*ns*
		May-16	**6.0**	**-17**	**360**	<0.5	<5	**13**	*ns*	*ns*
		Nov-18	**7.4 g**	**-35 g**	**601 g**	**2.8 g**	<5 g	**13 g**	*ns*	*ns*
		Apr-20	**6.2 g**	**-68 g**	**483 g**	**0.9 g**	**11 g**	**9 g**	*ns*	*ns*
		Nov-22	**6.5 g**	**-84 g**	**392 g J***	**2.3 g**	**7 g**	**10 g**	*ns*	*ns*
TRY_MW-301	**Overburden**	**Aug-04**	*ns*	*ns*	*ns*	*ns*	*ns*	*ns*	*ns*	*ns*
		Oct-05	**6.05**	**44.5**	**447**	**0.4**	**0.7**	---	*ns*	*ns*
		Jun-06	*ns*	*ns*	*ns*	*ns*	*ns*	*ns*	*ns*	*ns*
		Dec-06	**6.07**	**-10.7**	**310**	**0.9**	*ns*	---	*ns*	*ns*
		May-07	*ns*	*ns*	*ns*	*ns*	*ns*	*ns*	*ns*	*ns*
		Jun-08	**5.92**	**24.5**	**426**	**1.75**	**0.80**	**12**	*ns*	*ns*
		Dec-08	**6.0**	**-32**	**463**	**0.15**	<1	**10**	**0.25**	*ns*
		Jun-09	**6.4 J***	**21 J***	**464**	**0.3**	<1	**12**	**1.21**	**0.0**
		Oct-09	**6.2**	**-2**	**485**	**0.5**	<1	**11**	**1.58**	**0.6 J***
TRY_MW-301X	**Overburden**	**Jun-11**	**5.7**	**33**	**232**	**0.5**	**9**	**11**	*ns*	*ns*
		Jun-13	**5.8**	**106**	**224**	**0.7**	<5	**12**	*ns*	*ns*
		Nov-14	**6.5**	**111**	**229**	**0.6**	<5	**11**	*ns*	*ns*
		Jun-15	*ns*	*ns*	*ns*	*ns*	*ns*	*ns*	*ns*	*ns*
		May-16	**5.9**	**91**	**240**	**0.7**	<5	**13**	*ns*	*ns*
		Nov-18	**5.8**	**129**	**255**	**0.8**	<5	**9**	*ns*	*ns*
		Apr-20	**7.1**	**27**	**237**	**0.6**	<5	**9**	*ns*	*ns*
		Nov-22	**5.8**	**211**	**211**	**0.7**	**<5**	**12**	*ns*	*s*

TABLE 5B
SUMMARY OF NATRUAL ATTENUATION PARAMETERS
Troy Mills Landfill Superfund Site
Troy, New Hampshire

Monitoring Well ID	Geological Unit of Well Screen	Sampling Event Date	MNA - Laboratory																
														Volatile Fatty Acids (mg/L)					
			Methane (µg/L)	*Ethane (µg/L)*	*Ethene (µg/L)*	*Alkalinity (mg/L)*	*Chloride (mg/L)*	*Nitrite-Nitrogen (mg/L)*	*Nitrate+Nitrite-Nitrogen (mg/L)*	*Nitrate-Nitrogen (mg/L)*	*Sulfate, as SO4 (mg/L)*	*Total Organic Carbon (mg/L)*	*Carbon Dioxide (mg/L)*	*Acetic acid*	*Butyric acid*	*Lactic acid and HIBA*	*Pentanoic acid*	*Propionic acid*	*Pyruvic acid*
NHAGQS			na	na	na	na	na	1	na	10	500	na	na	na	na	na	na	na	na
ROD ICL			na	na	na	na	na	na	na	na	na	na	na	na	na	na	na	na	na
TRY_MW-501	**Overburden**	**Aug-04**	ns	ns	ns	ns	ns	ns	ns	ns	ns	ns	ns	ns	ns	ns	ns	ns	ns
		Oct-05	ns	ns	ns	**180**	**4.6**	<0.03	ns	<0.02	ns	**12**	ns	<1	<1	<25	ns	<1	<10
		Jun-06	ns	ns	ns	ns	ns	ns	ns	ns	ns	ns	ns	ns	ns	ns	ns	ns	ns
		Dec-06	**1,800**	<20	<20	**138**	**11**	<0.25	<0.5	<0.25	**37**	**19**	**210**	<1	<1	<25	ns	<1	<10
		May-07	**640**	<10	<10	ns	**6**	<0.050	<0.050	<0.050	**36**	**31**	ns	ns	ns	ns	ns	ns	ns
		Jun-08	**1,800**	**0.024**	**0.100**	**181**	**7.3**	<0.050	<0.050	<0.050	**8.7**	**24**	**210**	<1.0	<1.0	<25.0	ns	<1.0	<10.0
		Jun-08 DUP	**1,800**	**0.013**	**0.090**	**180**	**7.4**	<0.050	<0.050	<0.050	**8.8**	**23**	**210**	<1.0	<1.0	<25.0	ns	<1.0	<10.0
		Dec-08	**1,600**	**0.039**	**0.110**	**150**	**6.4**	<0.050	<0.050	<0.050	**13**	**20**	**200**	<1.0	<1.0	<25.0	ns	<1.0	<10.0
		Dec-08 DUP	**1,400**	**0.016**	**0.096**	**152**	**6.3**	<0.050	<0.050	<0.050	**13**	**21**	**180**	<1.0	<1.0	<25.0	ns	<1.0	<10.0
		Jun-09	**2,000**	**0.018 J**	**0.091 J**	**152**	**5.3**	ns	ns	ns	**7.6**	**20**	**190**	ns	ns	ns	ns	ns	ns
		Jun-09 DUP	**1,800**	**0.022 J**	**0.130 J**	**150**	**4.9**	ns	ns	ns	**8.5**	**23**	**200**	ns	ns	ns	ns	ns	ns
		Oct-09	**4,000**	**0.021 J**	**0.130**	**150**	**3.8**	ns	ns	ns	**1.8**	**24**	**190**	**0.8 J**	<1.0 UJ	<25.0 UJ	ns	**1.0 J**	<10.0 UJ
		Oct-09 DUP	**3,200**	**0.018 J**	**0.130**	**173**	**3.8**	ns	ns	ns	**1.8**	**20**	**200**	**1.6 J**	<1.0 UJ	<25.0 UJ	ns	<1.0 UJ	<10.0 UJ
TRY_MW-501X	**Overburden**	**Jun-11**	ns	ns	ns	ns	ns	ns	ns	ns	ns	ns	ns	ns	ns	ns	ns	ns	ns
		Jun-13	ns	ns	ns	ns	ns	ns	ns	ns	ns	ns	ns	ns	ns	ns	ns	ns	ns
		Nov-14	ns	ns	ns	ns	ns	ns	ns	ns	ns	ns	ns	ns	ns	ns	ns	ns	ns
		Jun-15	ns	ns	ns	ns	ns	ns	ns	ns	ns	ns	ns	ns	ns	ns	ns	ns	ns
		May-16	ns	ns	ns	ns	ns	ns	ns	ns	ns	ns	ns	ns	ns	ns	ns	ns	ns
		Nov-18	ns	ns	ns	ns	ns	ns	ns	ns	ns	ns	ns	ns	ns	ns	ns	ns	ns
		Apr-20	ns	ns	ns	ns	ns	ns	ns	ns	ns	ns	ns	ns	ns	ns	ns	ns	ns
		Nov-22	ns	ns	ns	ns	ns	ns	ns	ns	ns	ns	ns	ns	ns	ns	ns	ns	ns
TRY_MW-501D	**Overburden**	**Jun-15**	ns	ns	ns	ns	ns	ns	ns	ns	ns	ns	ns	ns	ns	ns	ns	ns	ns
		May-16	ns	ns	ns	ns	ns	ns	ns	ns	ns	ns	ns	ns	ns	ns	ns	ns	ns
		Nov-18	ns	ns	ns	ns	ns	ns	ns	ns	ns	ns	ns	ns	ns	ns	ns	ns	ns
		Apr-20	ns	ns	ns	ns	ns	ns	ns	ns	ns	ns	ns	ns	ns	ns	ns	ns	ns
		Nov-22	ns	ns	ns	ns	ns	ns	ns	ns	ns	ns	ns	ns	ns	ns	ns	ns	ns
TRY_MW-508	**Overburden**	**Aug-04**	ns	ns	ns	ns	ns	ns	ns	ns	ns	ns	ns	ns	ns	ns	ns	ns	ns
		Oct-05	ns	ns	ns	ns	ns	ns	ns	ns	ns	ns	ns	ns	ns	ns	ns	ns	ns
		Jun-06	ns	ns	ns	ns	ns	ns	ns	ns	ns	ns	ns	ns	ns	ns	ns	ns	ns
		Dec-06	ns	ns	ns	ns	ns	ns	ns	ns	ns	ns	ns	ns	ns	ns	ns	ns	ns
		May-07	ns	ns	ns	ns	ns	ns	ns	ns	ns	ns	ns	ns	ns	ns	ns	ns	ns
		Jun-08	ns	ns	ns	ns	ns	ns	ns	ns	ns	ns	ns	ns	ns	ns	ns	ns	ns
		Dec-08	ns	ns	ns	ns	ns	ns	ns	ns	ns	ns	ns	ns	ns	ns	ns	ns	ns
		Jun-09	**0.043 J**	< 0.025 UJ	< 0.025 UJ	<1	<3.0	ns	ns	ns	**7.8**	**1.9**	**25 J**	ns	ns	ns	ns	ns	ns
		Oct-09	**0.540**	<0.025	**0.075**	**1.8**	<3.0	ns	ns	ns	**8.2**	**3.6**	**56**	<1.0 UJ	<1.0 UJ	<25.0 UJ	ns	<1.0 UJ	<10.0 UJ
TRY_MW-508X	**Overburden**	**Jun-11**	**0.180**	**0.04**	**0.027**	<1.0	<3.0	<0.050	<0.050	<0.050	**6.8**	**1.6**	**34**	ns	ns	ns	ns	ns	ns
		Jun-13	ns	ns	ns	ns	ns	ns	ns	ns	ns	ns	ns	ns	ns	ns	ns	ns	ns
		Nov-14	ns	ns	ns	ns	ns	ns	ns	ns	ns	ns	ns	ns	ns	ns	ns	ns	ns
		Jun-15	ns	ns	ns	ns	ns	ns	ns	ns	ns	ns	ns	ns	ns	ns	ns	ns	ns
		May-16	ns	ns	ns	ns	ns	ns	ns	ns	ns	ns	ns	ns	ns	ns	ns	ns	ns
		Oct-18	ns	ns	ns	ns	ns	ns	ns	ns	ns	ns	ns	ns	ns	ns	ns	ns	ns
		Apr-20	ns	ns	ns	ns	ns	ns	ns	ns	ns	ns	ns	ns	ns	ns	ns	ns	ns
		Nov-22	ns	ns	ns	ns	ns	ns	ns	ns	ns	ns	ns	ns	ns	ns	ns	ns	ns

TABLE 5B
SUMMARY OF NATRUAL ATTENUATION PARAMETERS
Troy Mills Landfill Superfund Site
Troy, New Hampshire

Monitoring Well ID	Geological Unit of Well Screen	Sampling Event Date	MNA - Field Screening							
			pH (SU)	*ORP (mV)*	*Specific Conductance (µS/cm)*	*Dissolved Oxygen (mg/L)*	*Turbidity (ntu)*	*Temperature (°C)*	*Ferrous Iron (mg/L)*	*Nitrate (mg/L)*
NHAGQS			na	na	na	na	na	na	na	na
ROD ICL			na	na	na	na	na	na	na	na
TRY_MW-501	**Overburden**	**Aug-04**	*ns*	*ns*	*ns*	*ns*	*ns*	*ns*	*ns*	*ns*
		Oct-05	**7.18**	**-10.8**	**575**	**0.2**	**0.8**	---	*ns*	*ns*
		Jun-06	*ns*	*ns*	*ns*	*ns*	*ns*	*ns*	*ns*	*ns*
		Dec-06	**6.44**	**-40.4**	**487**	**0.3**	**9.7**	---	*ns*	*ns*
		May-07	**8.53**	**-36**	**528**	**8.0**	**503.0**	---	*ns*	*ns*
		Jun-08	**6.08**	**-29.7**	**479**	**0.44**	**0.92**	**17**	*ns*	*ns*
		Jun-08 DUP	*ns*	*ns*	*ns*	*ns*	*ns*	*ns*	*ns*	*ns*
		Dec-08	*ns*	*ns*	*ns*	*ns*	*ns*	*ns*	*ns*	*ns*
		Dec-08 DUP	*ns*	*ns*	*ns*	*ns*	*ns*	*ns*	*ns*	*ns*
		Jun-09	*ns*	*ns*	*ns*	*ns*	*ns*	*ns*	**10.65**	**0.0**
		Jun-09 DUP	*ns*	*ns*	*ns*	*ns*	*ns*	*ns*	*ns*	*ns*
		Oct-09	*ns*	*ns*	*ns*	*ns*	*ns*	*ns*	**2.09 J***	**0.4 J***
		Oct-09 DUP	*ns*	*ns*	*ns*	*ns*	*ns*	*ns*	**1.21 J***	**0.6 J***
TRY_MW-501X	**Overburden**	**Jun-11**	*ns/ir*	*ns/ir*	*ns/ir*	*ns/ir*	*ns/ir*	*ns/ir*	*ns*	*ns*
		Jun-13	*ns/ir*	*ns/ir*	*ns/ir*	*ns/ir*	*ns/ir*	*ns/ir*	*ns*	*ns*
		Nov-14	*ns/ir*	*ns/ir*	*ns/ir*	*ns/ir*	*ns/ir*	*ns/ir*	*ns*	*ns*
		Jun-15	*ns*	*ns*	*ns*	*ns*	*ns*	*ns*	*ns*	*ns*
		May-16	*ns/ir*	*ns/ir*	*ns/ir*	*ns/ir*	*ns/ir*	*ns/ir*	*ns*	*ns*
		Nov-18	**7.2 g**	**-37 g**	**348 g**	**3.3 g**	**538 g**	**11 g**	*ns*	*ns*
		Apr-20	**7.7 g**	**67 g**	**159 g**	**3.1 g**	**417 g**	**8 g**	*ns*	*ns*
		Nov-22	**6.6 g J***	**-43 g**	**214 g**	**1.8 g**	**249 g**	**10 g**	*ns*	*ns*
TRY_MW-501D	**Overburden**	**Jun-15**	**8**	**-196**	**101**	**0.5**	**142**	**12**	*ns*	*ns*
		May-16	**8.3**	**-40**	**123**	<0.5	**7**	**9**	*ns*	*ns*
		Nov-18	**8.1**	**75**	**121**	**1.3**	<5	**11**	*ns*	*ns*
		Apr-20	**8.8**	**28**	**117**	<0.5	<5	**7**	*ns*	*ns*
		Nov-22	**8.2 J***	**-88**	**109**	**2.1**	<5	**11**	*ns*	*ns*
TRY_MW-508	**Overburden**	**Aug-04**	*ns*	*ns*	*ns*	*ns*	*ns*	*ns*	*ns*	*ns*
		Oct-05	*ns*	*ns*	*ns*	*ns*	*ns*	*ns*	*ns*	*ns*
		Jun-06	*ns*	*ns*	*ns*	*ns*	*ns*	*ns*	*ns*	*ns*
		Dec-06	*ns*	*ns*	*ns*	*ns*	*ns*	*ns*	*ns*	*ns*
		May-07	*ns*	*ns*	*ns*	*ns*	*ns*	*ns*	*ns*	*ns*
		Jun-08	*ns*	*ns+T247:U248*	*ns*	*ns*	*ns*	*ns*	*ns*	*ns*
		Dec-08	*ns*	*ns*	*ns*	*ns*	*ns*	*ns*	*ns*	*ns*
		Jun-09	*ns*	*ns*	*ns*	*ns*	*ns*	*ns*	**0.18**	**0.3**
		Oct-09	*ns*	*ns*	*ns*	*ns*	*ns*	*ns*	**0.10**	**0.1**
TRY_MW-508X	**Overburden**	**Jun-11**	**5**	**197**	**28**	**7.3**	**11**	**14**	*ns*	*ns*
		Jun-13	*ns*	*ns*	*ns*	*ns*	*ns*	*ns*	*ns*	*ns*
		Nov-14	**4.9**	**192**	**24**	**9.2**	<5	**9**	*ns*	*ns*
		Jun-15	*ns*	*ns*	*ns*	*ns*	*ns*	*ns*	*ns*	*ns*
		May-16	**5.2**	**263**	**26**	**7.9**	<5	**10**	*ns*	*ns*
		Oct-18	**5.0 g**	**85 g**	**22 g**	**9 g**	**38 g**	**9 g**	*ns*	*ns*
		Apr-20	**7.5 g**	**203 g**	**18 g**	**8.5 g**	**307 g**	**7 g**	*ns*	*ns*
		Nov-22	**4.9 g**	**184 g**	**13 g**	**9.8 g**	<5 g	**13 g**	*ns*	*ns*

TABLE 5B
SUMMARY OF NATRUAL ATTENUATION PARAMETERS
Troy Mills Landfill Superfund Site
Troy, New Hampshire

Monitoring Well ID	Geological Unit of Well Screen	Sampling Event Date	MNA - Laboratory																
														Volatile Fatty Acids (mg/L)					
			Methane (µg/L)	*Ethane (µg/L)*	*Ethene (µg/L)*	*Alkalinity (mg/L)*	*Chloride (mg/L)*	*Nitrite-Nitrogen (mg/L)*	*Nitrate+Nitrite-Nitrogen (mg/L)*	*Nitrate-Nitrogen (mg/L)*	*Sulfate, as SO4 (mg/L)*	*Total Organic Carbon (mg/L)*	*Carbon Dioxide (mg/L)*	*Acetic acid*	*Butyric acid*	*Lactic acid and HIBA*	*Pentanoic acid*	*Propionic acid*	*Pyruvic acid*
NHAGQS			na	na	na	na	na	1	na	10	500	na	na	na	na	na	na	na	na
ROD ICL			na	na	na	na	na	na	na	na	na	na	na	na	na	na	na	na	na
TRY_MW-601S	**Overburden**	**Aug-04**	ns	ns	ns	ns	ns	ns	ns	ns	ns	ns	ns	ns	ns	ns	ns	ns	ns
		Oct-05	ns	ns	ns	ns	**1.1**	<0.03	ns	<0.02	ns	**3.2**	ns	<1	<1	<25	ns	<1	<10
		Jun-06	ns	ns	ns	ns	ns	ns	ns	ns	ns	ns	ns	ns	ns	ns	ns	ns	ns
		Dec-06	**800**	<10	<10	**52.6**	**34**	<0.050	**3.7**	**3.7**	**5**	**10**	**320**	<1	<1	<25	ns	<1	<10
		May-07	**380**	<10	<10	ns	**23**	<0.05	**6.2**	**6.2**	**8**	**16**	ns	ns	ns	ns	ns	ns	ns
		Jun-08	**1,200**	**0.070**	**0.074**	**105**	**8.8**	<0.050	<0.050	<0.050	**29**	**11**	**300**	<1.0	<1.0	<25.0	ns	<1.0	<10.0
		Dec-08	**1,400**	**0.065**	**0.069**	**78.0**	**5.2**	<0.050	**0.36**	**0.35**	**64**	**19**	**320**	<1.0	<1.0	<25.0	ns	<1.0	<10.0
		Jun-09	**1,700**	**0.054**	**0.042**	**75.4**	<3.0	ns	ns	ns	**71**	**12**	**250**	ns	ns	ns	ns	ns	ns
		Jun-09 DUP	ns	ns	ns	ns	ns	ns	ns	ns	ns	ns	ns	ns	ns	ns	ns	ns	ns
		Oct-09	**1,700**	**0.045**	**0.046**	**59.2**	<3.0	ns	ns	ns	**75**	<0.50	**260**	<1.0 UJ	<1.0 UJ	<25.0 UJ	ns	**0.6 J**	<10.0 UJ
		Jun-11	**1,200**	**0.009 J**	**0.021 J**	**77.1**	<3.0	<0.050	<0.050	<0.050	**43**	**4**	**230**	ns	ns	ns	ns	ns	ns
		Jun-13	ns	ns	ns	ns	ns	ns	ns	ns	ns	ns	ns	ns	ns	ns	ns	ns	ns
		Nov-14	ns	ns	ns	ns	ns	ns	ns	ns	ns	ns	ns	ns	ns	ns	ns	ns	ns
		Jun-15	ns	ns	ns	ns	ns	ns	ns	ns	ns	ns	ns	ns	ns	ns	ns	ns	ns
		May-16	ns	ns	ns	ns	ns	ns	ns	ns	ns	ns	ns	ns	ns	ns	ns	ns	ns
		Nov-18	ns	ns	ns	ns	ns	ns	ns	ns	ns	ns	ns	ns	ns	ns	ns	ns	ns
		Apr-20	ns	ns	ns	ns	ns	ns	ns	ns	ns	ns	ns	ns	ns	ns	ns	ns	ns
		Nov-22	ns	ns	ns	ns	ns	ns	ns	ns	ns	ns	ns	ns	ns	ns	ns	ns	ns
TRY_MW-601D	**Overburden**	**Aug-04**	ns	ns	ns	ns	ns	ns	ns	ns	ns	ns	ns	ns	ns	ns	ns	ns	ns
		Oct-05	ns	ns	ns	**55**	**1.9**	<0.03	ns	<0.02	ns	**1.5**	ns	<1	<1	<25	ns	<1	<10
		Jun-06	ns	ns	ns	ns	ns	ns	ns	ns	ns	ns	ns	ns	ns	ns	ns	ns	ns
		Dec-06	**830**	<10	<10	**74.5**	<3	<0.050	<0.10	<0.050	**4.0**	**4.0**	**47**	<1	<1	<25	ns	<1	<10
		May-07	**520**	<10	<10	ns	<3.0	<0.050	<0.050	<0.050	**4.0**	**4.2**	ns	ns	ns	ns	ns	ns	ns
		Jun-08	**840**	**0.047**	**0.700**	**51.2**	<3.0	<0.050	<0.050	<0.050	**8.9**	**4.3**	**14**	<1.0	<1.0	<25.0	ns	<1.0	<10.0
		Dec-08	**800**	**0.049**	**0.640**	**74.4**	<3.0	<0.050	<0.050	<0.050	**4.5**	**6.6**	**30**	<1.0	<1.0	<25.0	ns	<1.0	<10.0
		Jun-09	**770**	**0.041**	**0.890**	**75.9**	<3.0	ns	ns	ns	**3.4**	**3.5**	**29**	ns	ns	ns	ns	ns	ns
		Oct-09	**1,300**	**0.066**	**1.500**	**82.7**	<3.0	ns	ns	ns	**2.9**	**3.3**	**32**	<1.0 UJ	<1.0 UJ	<25.0 UJ	ns	**0.6 J**	<10.0 UJ
		Jun-11	**1,000**	**0.027**	**0.740**	**87.9**	<3.0	<0.050	**0.053**	**0.051**	**3.5**	**1.3**	**26**	ns	ns	ns	ns	ns	ns
		Jun-13	ns	ns	ns	ns	ns	ns	ns	ns	ns	ns	ns	ns	ns	ns	ns	ns	ns
		Nov-14	ns	ns	ns	ns	ns	ns	ns	ns	ns	ns	ns	ns	ns	ns	ns	ns	ns
		Jun-15	ns	ns	ns	ns	ns	ns	ns	ns	ns	ns	ns	ns	ns	ns	ns	ns	ns
		May-16	ns	ns	ns	ns	ns	ns	ns	ns	ns	ns	ns	ns	ns	ns	ns	ns	ns
		Nov-18	ns	ns	ns	ns	ns	ns	ns	ns	ns	ns	ns	ns	ns	ns	ns	ns	ns
		Apr-20	ns	ns	ns	ns	ns	ns	ns	ns	ns	ns	ns	ns	ns	ns	ns	ns	ns
		Nov-22	ns	ns	ns	ns	ns	ns	ns	ns	ns	ns	ns	ns	ns	ns	ns	ns	ns

TABLE 5B
SUMMARY OF NATRUAL ATTENUATION PARAMETERS
Troy Mills Landfill Superfund Site
Troy, New Hampshire

Monitoring Well ID	Geological Unit of Well Screen	Sampling Event Date	MNA - Field Screening							
			pH (SU)	*ORP (mV)*	*Specific Conductance (µS/cm)*	*Dissolved Oxygen (mg/L)*	*Turbidity (ntu)*	*Temperature (°C)*	*Ferrous Iron (mg/L)*	*Nitrate (mg/L)*
NHAGQS			na	na	na	na	na	na	na	na
ROD ICL			na	na	na	na	na	na	na	na
TRY_MW-601S	**Overburden**	**Aug-04**	*ns*	*ns*	*ns*	*ns*	*ns*	*ns*	*ns*	*ns*
		Oct-05	**5.61**	**336**	**224**	**0.2**	**0.2**	---	*ns*	*ns*
		Jun-06	*ns*	*ns*	*ns*	*ns*	*ns*	*ns*	*ns*	*ns*
		Dec-06	**5.5**	**208.8**	**190**	**0.5**	**0.3**	---	*ns*	*ns*
		May-07	**5.4**	**228**	**259**	**5.2**	**271.0**	---	*ns*	*ns*
		Jun-08	**5.60**	**321.6**	**255**	**2.72**	**16.9**	**14**	*ns*	*ns*
		Dec-08	*ns*	*ns*	*ns*	*ns*	*ns*	*ns*	**0.12**	*ns*
		Jun-09	**5.8**	**203**	**283**	**0.9**	**1**	**10**	**0.11**	**0.3**
		Jun-09 DUP	*ns*	*ns*	*ns*	*ns*	*ns*	*ns*	*ns*	**0.4**
		Oct-09	**6.0**	**108**	**279**	**0.3**	<1	**10**	**0.07**	**0.1 J***
		Jun-11	**5.6**	**203**	**224**	<0.5	<5	**12**	*ns*	*ns*
		Jun-13	**5.6**	**208**	**199**	<0.5	<5	**10**	*ns*	*ns*
		Nov-14	**5.5**	**116**	**163**	<0.5	<5	**10**	*ns*	*ns*
		Jun-15	*ns*	*ns*	*ns*	*ns*	*ns*	*ns*	*ns*	*ns*
		May-16	**6.0**	**132**	**197**	<0.5	<5	**11**	*ns*	*ns*
		Nov-18	**6.5 g**	**98 g**	**205 g**	**0.9 g**	**7 g**	**11 g**	*ns*	*ns*
		Apr-20	**6.3 g**	**67 g**	**211 g**	**3.0 g**	<5 g	**12**	*ns*	*ns*
		Nov-22	**6.1 g**	**55 g**	**201 g**	**4.1 g**	**23 g**	**11 g**	*ns*	*ns*
TRY_MW-601D	**Overburden**	**Aug-04**	*ns*	*ns*	*ns*	*ns*	*ns*	*ns*	*ns*	*ns*
		Oct-05	**6.56**	**-25.5**	**170**	**0.3**	**0.8**	---	*ns*	*ns*
		Jun-06	*ns*	*ns*	*ns*	*ns*	*ns*	*ns*	*ns*	*ns*
		Dec-06	**6.46**	**-1.7**	**113**	**0.2**	**4.4**	---	*ns*	*ns*
		May-07	**6.78**	**-24**	**106**	**4.0**	**35.6**	---	*ns*	*ns*
		Jun-08	**6.82**	**-58.6**	**122**	**0.77**	**23.6**	**20**	*ns*	*ns*
		Dec-08	**6.7**	**-13**	**163**	**0.60**	**67.0**	**7**	**1.70**	*ns*
		Jun-09	**6.6**	**11**	**148**	**0.9**	**15**	**14**	**1.19**	**0.0**
		Oct-09	**6.8**	**-75**	**169**	**0.2**	**4**	**11**	**0.63**	**0.7 J***
		Jun-11	*ns/ir*	*ns/ir*	*ns/ir*	*ns/ir*	*ns/ir*	*ns/ir*	*ns*	*ns*
		Jun-13	*ns/ir*	*ns/ir*	*ns/ir*	*ns/ir*	*ns/ir*	*ns/ir*	*ns*	*ns*
		Nov-14	*ns/ir*	*ns/ir*	*ns/ir*	*ns/ir*	*ns/ir*	*ns/ir*	*ns*	*ns*
		Jun-15	*ns*	*ns*	*ns*	*ns*	*ns*	*ns*	*ns*	*ns*
		May-16	**6.9**	**-6**	**249**	**1.1**	<5	**13**	*ns*	*ns*
		Nov-18	**6.9**	**-12**	**244**	**0.6**	**12**	**11**	*ns*	*ns*
		Apr-20	**6.9**	**-43**	**250**	<0.5	**<5**	**9**	*ns*	*ns*
		Nov-22	**6.9**	**-37**	**222**	<0.5	**8**	**10**	*ns*	*ns*

TABLE 5B
SUMMARY OF NATRUAL ATTENUATION PARAMETERS
Troy Mills Landfill Superfund Site
Troy, New Hampshire

Monitoring Well ID	Geological Unit of Well Screen	Sampling Event Date	MNA - Laboratory																
														Volatile Fatty Acids (mg/L)					
			Methane (µg/L)	*Ethane (µg/L)*	*Ethene (µg/L)*	*Alkalinity (mg/L)*	*Chloride (mg/L)*	*Nitrite-Nitrogen (mg/L)*	*Nitrate+Nitrite-Nitrogen (mg/L)*	*Nitrate-Nitrogen (mg/L)*	*Sulfate, as SO4 (mg/L)*	*Total Organic Carbon (mg/L)*	*Carbon Dioxide (mg/L)*	*Acetic acid*	*Butyric acid*	*Lactic acid and HIBA*	*Pentanoic acid*	*Propionic acid*	*Pyruvic acid*
NHAGQS			na	na	na	na	na	1	na	10	500	na	na	na	na	na	na	na	na
ROD ICL			na	na	na	na	na	na	na	na	na	na	na	na	na	na	na	na	na
TRY_MW-601B	**Bedrock**	**Nov-22**	ns	ns	ns	ns	ns	ns	ns	ns	ns	ns	ns	ns	ns	ns	ns	ns	ns
TRY_MW-602B	**Bedrock**	**Aug-04**	ns	ns	ns	ns	ns	ns	ns	ns	ns	ns	ns	ns	ns	ns	ns	ns	ns
		Oct-05	ns	ns	ns	**120**	**2.5**	<0.03	ns	<0.02	ns	**3.9**	ns	<1	<1	<25	ns	<1	<10
		Jun-06	ns	ns	ns	ns	ns	ns	ns	ns	ns	ns	ns	ns	ns	ns	ns	ns	ns
		Dec-06	**1,800**	<20	<20	**100**	**7.0**	<0.050	<0.10	<0.050	**9**	**18**	**160**	<1	<1	<25	ns	<1	<10
		May-07	**1,000**	<10	<10	ns	**5.0**	<0.050	<0.050	<0.050	**9**	**12**	ns	ns	ns	ns	ns	ns	ns
		Jun-08	**2,900**	**0.069**	**0.056**	**108**	**4.9**	<0.050	<0.050	<0.050	**9.0**	**8.7**	**160**	1.1	<1.0	<25.0	ns	<1.0	<10.0
		Dec-08	**1,500**	**0.090**	**0.036**	**96.4**	**4.4**	<0.050	<0.050	<0.050	**13**	**9.9**	**160**	<1.0	<1.0	<25.0	ns	<1.0	<10.0
		Jun-09	**2,400**	**0.079**	**0.049**	**82.1**	**3.4**	ns	ns	ns	**11**	**5.6**	**140**	ns	ns	ns	ns	ns	ns
		Oct-09	**2,400**	**0.082**	**0.066**	**87.8**	**3.2**	ns	ns	ns	**11**	**12**	**170**	<1.0 UJ	<1.0 UJ	<25.0 UJ	ns	<1.0 UJ	<10.0 UJ
		Jun-11	**4,500**	**0.049**	**0.088**	**99.4**	<3	<0.050	<0.050 J	<0.050 J	**8**	**2.8**	**130**	ns	ns	ns	ns	ns	ns
		Jun-13	ns	ns	ns	ns	ns	ns	ns	ns	ns	ns	ns	ns	ns	ns	ns	ns	ns
		Nov-14	ns	ns	ns	ns	ns	ns	ns	ns	ns	ns	ns	ns	ns	ns	ns	ns	ns
		Jun-15	ns	ns	ns	ns	ns	ns	ns	ns	ns	ns	ns	ns	ns	ns	ns	ns	ns
		May-16	ns	ns	ns	ns	ns	ns	ns	ns	ns	ns	ns	ns	ns	ns	ns	ns	ns
		Oct-18	ns	ns	ns	ns	ns	ns	ns	ns	ns	ns	ns	ns	ns	ns	ns	ns	ns
		Apr-20	ns	ns	ns	ns	ns	ns	ns	ns	ns	ns	ns	ns	ns	ns	ns	ns	ns
		Nov-22	ns	ns	ns	ns	ns	ns	ns	ns	ns	ns	ns	ns	ns	ns	ns	ns	ns
TRY_MW-701	**Bedrock**	**Aug-04**	ns	ns	ns	ns	ns	ns	ns	ns	ns	ns	ns	ns	ns	ns	ns	ns	ns
		Oct-05	ns	ns	ns	ns	ns	ns	ns	ns	ns	ns	ns	ns	ns	ns	ns	ns	ns
		Jun-06	ns	ns	ns	ns	ns	ns	ns	ns	ns	ns	ns	ns	ns	ns	ns	ns	ns
		Dec-06	<10	<10	<10	**8**	<3.0	<0.050	**0.27**	**0.27**	**11**	**1**	**28**	<1	<1	<25	ns	<1	<10
		May-07	<10	<10	<10	ns	<3.0	<0.050	**0.06**	**0.06**	**9**	**1.8**	ns	ns	ns	ns	ns	ns	ns
		Jun-08	**0.083**	<0.025	<0.025	**2.3**	<3.0	<0.050	**0.063**	**0.062**	**7.1**	**1.3**	**30**	ns	ns	ns	ns	ns	ns
		Dec-08	**1**	**0.01**	**0.036**	**5.5**	<3.0	<0.050	**0.055**	**0.055**	**8.3**	**3.2**	**43**	<1.0	<1.0	<25.0	ns	<1.0	<10.0
		Jun-09	**1.2**	<0.025	**0.06**	**4.5**	<3.0	ns	ns	ns	**7.1**	**1.5**	**32**	ns	ns	ns	ns	ns	ns
		Oct-09	**0.072 J**	<0.025	**0.017 J**	**4.7**	<3.0	ns	ns	ns	**7.8**	**1.6**	**36**	<1.0 UJ	<1.0 UJ	<25.0 UJ	ns	**0.5 J**	<10.0 UJ
		Jun-11	**0.038 J**	<0.025	**0.015 J**	**3.6**	<3.0	<0.050	<0.050	<0.050	**7.2**	<0.050	**25**	ns	ns	ns	ns	ns	ns
		Jun-13	ns	ns	ns	ns	ns	ns	ns	ns	ns	ns	ns	ns	ns	ns	ns	ns	ns
		Nov-14	ns	ns	ns	ns	ns	ns	ns	ns	ns	ns	ns	ns	ns	ns	ns	ns	ns
		Jun-15	ns	ns	ns	ns	ns	ns	ns	ns	ns	ns	ns	ns	ns	ns	ns	ns	ns
		May-16	ns	ns	ns	ns	ns	ns	ns	ns	ns	ns	ns	ns	ns	ns	ns	ns	ns
		Oct-18	ns	ns	ns	ns	ns	ns	ns	ns	ns	ns	ns	ns	ns	ns	ns	ns	ns
		Apr-20	ns	ns	ns	ns	ns	ns	ns	ns	ns	ns	ns	ns	ns	ns	ns	ns	ns
		Nov-22	ns	ns	ns	ns	ns	ns	ns	ns	ns	ns	ns	ns	ns	ns	ns	ns	ns

TABLE 5B
SUMMARY OF NATRUAL ATTENUATION PARAMETERS
Troy Mills Landfill Superfund Site
Troy, New Hampshire

Monitoring Well ID	Geological Unit of Well Screen	Sampling Event Date	MNA - Field Screening							
			pH (SU)	*ORP (mV)*	*Specific Conductance (µS/cm)*	*Dissolved Oxygen (mg/L)*	*Turbidity (ntu)*	*Temperature (°C)*	*Ferrous Iron (mg/L)*	*Nitrate (mg/L)*
NHAGQS			na	na	na	na	na	na	na	na
ROD ICL			na	na	na	na	na	na	na	na
TRY_MW-601B	**Bedrock**	**Nov-22**	**8.1**	**135**	**155**	**1.5**	**11**	**8**	*ns*	*ns*
TRY_MW-602B	**Bedrock**	**Aug-04**	*ns*	*ns*	*ns*	*ns*	*ns*	*ns*	*ns*	*ns*
		Oct-05	**6.19**	**250.4**	**243**	**0.8**	**0.8**	---	*ns*	*ns*
		Jun-06	*ns*	*ns*	*ns*	*ns*	*ns*	*ns*	*ns*	*ns*
		Dec-06	**6.2**	**-2.6**	**236**	**0.2**	**0.5**	---	*ns*	*ns*
		May-07	**7.15**	**11.3**	**257**	**6.5**	**37.8**	---	*ns*	*ns*
		Jun-08	**5.73**	**25.2**	**261**	**0.50**	**27.8**	**12**	*ns*	*ns*
		Dec-08	**6.0**	**22**	**219**	**0.3**	**5.0**	**8**	**0.64**	*ns*
		Jun-09	**6.1**	**-1**	**207**	**0.7**	**3.0**	**10**	**2.23**	**0.2**
		Oct-09	**6.3**	**2**	**211**	**0.6**	<1	**11**	**0.84**	**0.5 J***
		Jun-11	**6.0**	**29**	**221**	**1.9**	<5	**9**	*ns*	*ns*
		Jun-13	*ns*	*ns*	*ns*	*ns*	*ns*	*ns*	*ns*	*ns*
		Nov-14	**5.9**	**9**	**206**	<0.5	<5	**9**	*ns*	*ns*
		Jun-15	*ns*	*ns*	*ns*	*ns*	*ns*	*ns*	*ns*	*ns*
		May-16	**6.2**	**14**	**226**	<0.5	<5	**12**	*ns*	*ns*
		Oct-18	**6.2**	**26**	**229**	<0.5	**5**	**9**	*ns*	*ns*
		Apr-20	**6.3**	**12**	**200**	<0.5	<5	**8**	*ns*	*ns*
		Nov-22	**5.8**	**34**	**184**	**0.5**	<5	**12**	*ns*	*ns*
TRY_MW-701	**Bedrock**	**Aug-04**	*ns*	*ns*	*ns*	*ns*	*ns*	*ns*	*ns*	*ns*
		Oct-05	*ns*	*ns*	*ns*	*ns*	*ns*	*ns*	*ns*	*ns*
		Jun-06	*ns*	*ns*	*ns*	*ns*	*ns*	*ns*	*ns*	*ns*
		Dec-06	**5.84**	**180.1**	**32**	**10.0**	**0.6**	---	*ns*	*ns*
		May-07	**7.41**	**160**	**33**	**3.0**	**20.9**	---	*ns*	*ns*
		Jun-08	**5.22**	**345.7**	**32**	**12.71**	**0.47**	**12**	*ns*	*ns*
		Dec-08	**5.4**	**235**	**38**	**6.9**	**5.0**	**8**	**0.06**	*ns*
		Jun-09	**6.2**	**71**	**36**	**6.8**	**5.0**	**8.0**	**0.08**	**0.2**
		Oct-09	**5.7**	**117**	**37**	**4.8**	**20**	**10**	**0.03**	**0.4**
		Jun-11	**5.5**	**156**	**32**	**8.5**	<5	**10**	*ns*	*ns*
		Jun-13	**5.4**	**222**	**32**	**9.2**	<5	**9**	*ns*	*ns*
		Nov-14	**5.4**	**85**	**34**	**7.6**	<5	**9**	*ns*	*ns*
		Jun-15	*ns*	*ns*	*ns*	*ns*	*ns*	*ns*	*ns*	*ns*
		May-16	**5.6**	**291**	**30**	**9.7**	<5	**9**	*ns*	*ns*
		Oct-18	**5.6**	**68**	**34**	**8.3**	**5**	**8**	*ns*	*ns*
		Apr-20	**7.9**	**203**	**29**	**8.8**	<5	**8**	*ns*	*ns*
		Nov-22	**4.9**	**210**	**24**	**7.8**	**10**	**10**	*ns*	*ns*

TABLE 5B
SUMMARY OF NATRUAL ATTENUATION PARAMETERS
Troy Mills Landfill Superfund Site
Troy, New Hampshire

Monitoring Well ID	Geological Unit of Well Screen	Sampling Event Date	MNA - Laboratory																
														Volatile Fatty Acids (mg/L)					
			Methane (µg/L)	*Ethane (µg/L)*	*Ethene (µg/L)*	*Alkalinity (mg/L)*	*Chloride (mg/L)*	*Nitrite-Nitrogen (mg/L)*	*Nitrate+Nitrite-Nitrogen (mg/L)*	*Nitrate-Nitrogen (mg/L)*	*Sulfate, as SO4 (mg/L)*	*Total Organic Carbon (mg/L)*	*Carbon Dioxide (mg/L)*	*Acetic acid*	*Butyric acid*	*Lactic acid and HIBA*	*Pentanoic acid*	*Propionic acid*	*Pyruvic acid*
NHAGQS			na	na	na	na	na	1	na	10	500	na	na	na	na	na	na	na	na
ROD ICL			na	na	na	na	na	na	na	na	na	na	na	na	na	na	na	na	na
TRY_MW-702S	**Overburden**	**Aug-04**	ns	ns	ns	ns	ns	ns	ns	ns	ns	ns	ns	ns	ns	ns	ns	ns	ns
		Oct-05	ns	ns	ns	ns	ns	ns	ns	ns	ns	ns	ns	ns	ns	ns	ns	ns	ns
		Jun-06	ns	ns	ns	ns	ns	ns	ns	ns	ns	ns	ns	ns	ns	ns	ns	ns	ns
		Dec-06	<10	<10	<10	**17.1**	<3.0	<0.050	<0.10	<0.050	**10**	**2.9**	**23**	<1	<1	<25	ns	<1	<10
		May-07	<10	<10	<10	ns	<3.0	<0.050	<0.050	<0.050	**14**	**21**	ns	ns	ns	ns	ns	ns	ns
		Jun-08	ns	ns	ns	<1	<3.0	<0.050	<0.050	<0.050	**8.9**	**2.4**	ns	ns	ns	ns	ns	ns	ns
		Dec-08	ns	ns	ns	ns	ns	ns	ns	ns	ns	ns	ns	ns	ns	ns	ns	ns	ns
		Jun-09	ns	ns	ns	ns	ns	ns	ns	ns	ns	ns	ns	ns	ns	ns	ns	ns	ns
		Oct-09	ns	ns	ns	ns	ns	ns	ns	ns	ns	ns	ns	ns	ns	ns	ns	ns	ns
TRY_MW-702SX	**Overburden**	**Jun-11**	ns	ns	ns	ns	ns	ns	ns	ns	ns	ns	ns	ns	ns	ns	ns	ns	ns
		Jun-13	ns	ns	ns	ns	ns	ns	ns	ns	ns	ns	ns	ns	ns	ns	ns	ns	ns
		Nov-14	ns	ns	ns	ns	ns	ns	ns	ns	ns	ns	ns	ns	ns	ns	ns	ns	ns
		Jun-15	ns	ns	ns	ns	ns	ns	ns	ns	ns	ns	ns	ns	ns	ns	ns	ns	ns
		May-16	ns	ns	ns	ns	ns	ns	ns	ns	ns	ns	ns	ns	ns	ns	ns	ns	ns
		Oct-18	ns	ns	ns	ns	ns	ns	ns	ns	ns	ns	ns	ns	ns	ns	ns	ns	ns
		Apr-20	ns	ns	ns	ns	ns	ns	ns	ns	ns	ns	ns	ns	ns	ns	ns	ns	ns
		Nov-22	ns	ns	ns	ns	ns	ns	ns	ns	ns	ns	ns	ns	ns	ns	ns	ns	ns
TRY_MW-702D	**Bedrock**	**Aug-04**	ns	ns	ns	ns	ns	ns	ns	ns	ns	ns	ns	ns	ns	ns	ns	ns	ns
		Oct-05	ns	ns	ns	ns	ns	ns	ns	ns	ns	ns	ns	ns	ns	ns	ns	ns	ns
		Jun-06	ns	ns	ns	ns	ns	ns	ns	ns	ns	ns	ns	ns	ns	ns	ns	ns	ns
		Dec-06	<10	<10	<10	**16.0**	<3.0	<0.050	<0.10	<0.050	**7.0**	**0.81**	**6.2**	<1	<1	<25	ns	<1	<10
		May-07	<10	<10	<10	ns	<3.0	<0.050	**0.090**	**0.090**	**6.0**	**1.7**	ns	ns	ns	ns	ns	ns	ns
		Jun-08	ns	ns	ns	**18.6**	<3.0	<0.050	**0.075**	**0.073**	**5.8**	**0.87**	ns	ns	ns	ns	ns	ns	ns
		Dec-08	ns	ns	ns	ns	ns	ns	ns	ns	ns	ns	ns	ns	ns	ns	ns	ns	ns
		Jun-09	ns	ns	ns	ns	ns	ns	ns	ns	ns	ns	ns	ns	ns	ns	ns	ns	ns
		Oct-09, 25.9'	ns	ns	ns	ns	ns	ns	ns	ns	ns	ns	ns	ns	ns	ns	ns	ns	ns
		Oct-09, 35.9'	ns	ns	ns	ns	ns	ns	ns	ns	ns	ns	ns	ns	ns	ns	ns	ns	ns
		Oct-09, 44.4'	ns	ns	ns	ns	ns	ns	ns	ns	ns	ns	ns	ns	ns	ns	ns	ns	ns
		Apr-10, 25.9'	ns	ns	ns	ns	ns	ns	ns	ns	ns	ns	ns	ns	ns	ns	ns	ns	ns
		Apr-10, 25.9' DUP	ns	ns	ns	ns	ns	ns	ns	ns	ns	ns	ns	ns	ns	ns	ns	ns	ns
		Jun-11	ns	ns	ns	ns	ns	ns	ns	ns	ns	ns	ns	ns	ns	ns	ns	ns	ns
		Jun-13	ns	ns	ns	ns	ns	ns	ns	ns	ns	ns	ns	ns	ns	ns	ns	ns	ns
		Nov-14	ns	ns	ns	ns	ns	ns	ns	ns	ns	ns	ns	ns	ns	ns	ns	ns	ns
		Jun-15	ns	ns	ns	ns	ns	ns	ns	ns	ns	ns	ns	ns	ns	ns	ns	ns	ns
		May-16	ns	ns	ns	ns	ns	ns	ns	ns	ns	ns	ns	ns	ns	ns	ns	ns	ns
		Oct-18	ns	ns	ns	ns	ns	ns	ns	ns	ns	ns	ns	ns	ns	ns	ns	ns	ns
		Apr-20	ns	ns	ns	ns	ns	ns	ns	ns	ns	ns	ns	ns	ns	ns	ns	ns	ns
		Nov-22	ns	ns	ns	ns	ns	ns	ns	ns	ns	ns	ns	ns	ns	ns	ns	ns	ns
TRY_MW-801	**Overburden**	**Jun-11**	**1200**	**0.082**	**0.096**	**126**	**3.2**	<0.050	<0.050	<0.050	**32**	**8.9**	**360**	ns	ns	ns	ns	ns	ns
		Jun-13	ns	ns	ns	ns	ns	ns	ns	ns	ns	ns	ns	ns	ns	ns	ns	ns	ns
		Nov-14	ns	ns	ns	ns	ns	ns	ns	ns	ns	ns	ns	ns	ns	ns	ns	ns	ns
		Jun-15	ns	ns	ns	ns	ns	ns	ns	ns	ns	ns	ns	ns	ns	ns	ns	ns	ns
		May-16	ns	ns	ns	ns	ns	ns	ns	ns	ns	ns	ns	ns	ns	ns	ns	ns	ns
		Nov-18	ns	ns	ns	ns	ns	ns	ns	ns	ns	ns	ns	ns	ns	ns	ns	ns	ns
		Apr-20	ns	ns	ns	ns	ns	ns	ns	ns	ns	ns	ns	ns	ns	ns	ns	ns	ns
		Nov-22	ns	ns	ns	ns	ns	ns	ns	ns	ns	ns	ns	ns	ns	ns	ns	ns	ns

TABLE 5B
SUMMARY OF NATRUAL ATTENUATION PARAMETERS
Troy Mills Landfill Superfund Site
Troy, New Hampshire

Monitoring Well ID	Geological Unit of Well Screen	Sampling Event Date	MNA - Field Screening							
			pH (SU)	*ORP (mV)*	*Specific Conductance (µS/cm)*	*Dissolved Oxygen (mg/L)*	*Turbidity (ntu)*	*Temperature (°C)*	*Ferrous Iron (mg/L)*	*Nitrate (mg/L)*
NHAGQS			na	na	na	na	na	na	na	na
ROD ICL			na	na	na	na	na	na	na	na
TRY_MW-702S	**Overburden**	**Aug-04**	*ns*	*ns*	*ns*	*ns*	*ns*	*ns*	*ns*	*ns*
		Oct-05	*ns*	*ns*	*ns*	*ns*	*ns*	*ns*	*ns*	*ns*
		Jun-06	*ns*	*ns*	*ns*	*ns*	*ns*	*ns*	*ns*	*ns*
		Dec-06	**6.15**	**50.5**	**47**	**1.3**	**2.3**	---	*ns*	*ns*
		May-07	**5.8**	**99.1**	**48**	**5.8**	**532.0**	---	*ns*	*ns*
		Jun-08	**4.76**	**306**	**28**	**5.36**	**8.6**	**15**	*ns*	*ns*
		Dec-08	*ns*	*ns*	*ns*	*ns*	*ns*	*ns*	*ns*	*ns*
		Jun-09	*ns*	*ns*	*ns*	*ns*	*ns*	*ns*	*ns*	*ns*
		Oct-09	*ns*	*ns*	*ns*	*ns*	*ns*	*ns*	*ns*	*ns*
TRY_MW-702SX	**Overburden**	**Jun-11**	**5.0**	**172**	**19**	**9.3**	<5	**12**	*ns*	*ns*
		Jun-13	*ns*	*ns*	*ns*	*ns*	*ns*	*ns*	*ns*	*ns*
		Nov-14	**4.9**	**220**	**25**	**8.2**	<5	**10**	*ns*	*ns*
		Jun-15	**5.1**	**272**	**17 J***	**8.3**	**8**	**12**	*ns*	*ns*
		May-16	**5.3**	**208**	**20**	**9.7**	<5	**9.8**	*ns*	*ns*
		Oct-18	**5.1**	**152**	**22**	**4**	**5**	**10**	*ns*	*ns*
		Apr-20	**7.6**	**202**	**19**	**11.4**	<5	**5**	*ns*	*ns*
		Nov-22	**5.3**	**168**	**20**	**7.5**	**8**	**13**	*ns*	*ns*
TRY_MW-702D	**Bedrock**	**Aug-04**	*ns*	*ns*	*ns*	*ns*	*ns*	*ns*	*ns*	*ns*
		Oct-05	*ns*	*ns*	*ns*	*ns*	*ns*	*ns*	*ns*	*ns*
		Jun-06	*ns*	*ns*	*ns*	*ns*	*ns*	*ns*	*ns*	*ns*
		Dec-06	**6.69**	**146**	**38**	**3.9**	**2.6**	---	*ns*	*ns*
		May-07	**6.14**	**73**	**54**	**8.3**	**990.0**	---	*ns*	*ns*
		Jun-08	**6.58**	**312**	**43**	**5.75**	**7.3**	**16**	*ns*	*ns*
		Dec-08	*ns*	*ns*	*ns*	*ns*	*ns*	*ns*	*ns*	*ns*
		Jun-09	*ns*	*ns*	*ns*	*ns*	*ns*	*ns*	*ns*	*ns*
		Oct-09, 25.9'	*ns*	*ns*	*ns*	*ns*	*ns*	*ns*	*ns*	*ns*
		Oct-09, 35.9'	*ns*	*ns*	*ns*	*ns*	*ns*	*ns*	*ns*	*ns*
		Oct-09, 44.4'	*ns*	*ns*	*ns*	*ns*	*ns*	*ns*	*ns*	*ns*
		Apr-10, 25.9'	*ns*	*ns*	*ns*	*ns*	*ns*	*ns*	*ns*	*ns*
		Apr-10, 25.9' DUP	*ns*	*ns*	*ns*	*ns*	*ns*	*ns*	*ns*	*ns*
		Jun-11	**6.6**	**96**	**52**	**5.7**	**50**	**10**	*ns*	*ns*
		Jun-13	*ns*	*ns*	*ns*	*ns*	*ns*	*ns*	*ns*	*ns*
		Nov-14	**6.6**	**180**	**52**	**6.0**	**11**	**11**	*ns*	*ns*
		Jun-15	**6.7**	**189**	**42**	**5.2**	**40**	**12**	*ns*	*ns*
		May-16	**6.8**	**145**	**55**	**5.5**	**11**	**9.1**	*ns*	*ns*
		Oct-18	**6.6**	**147**	**50**	**5.6**	**11**	**9**	*ns*	*ns*
		Apr-20	**8.4**	**129**	**49**	**5.8**	**10**	**6**	*ns*	*ns*
		Nov-22	**6.6**	**124**	**48**	**5.4**	**14**	**11**	*ns*	*ns*
TRY_MW-801	**Overburden**	**Jun-11**	**5.7**	**79**	**313**	**0.9**	<5	**14**	*ns*	*ns*
		Jun-13	**5.7**	**55**	**324**	**1.0**	<5	**12**	*ns*	*ns*
		Nov-14	**6.0**	**41**	**429**	<0.5	<5	**10**	*ns*	*ns*
		Jun-15	*ns*	*ns*	*ns*	*ns*	*ns*	*ns*	*ns*	*ns*
		May-16	**5.9**	**34**	**385**	**0.8**	<5	**12**	*ns*	*ns*
		Nov-18	**6**	**7.8**	**380**	<0.5	<5	**12**	*ns*	*ns*
		Apr-20	**6.1**	**23**	**331**	**0.6**	<5	**10**	*ns*	*ns*
		Nov-22	**6**	**9**	**329**	**0.9**	<5	**11**	*ns*	*ns*

TABLE 5B
SUMMARY OF NATRUAL ATTENUATION PARAMETERS
Troy Mills Landfill Superfund Site
Troy, New Hampshire

Monitoring Well ID	Geological Unit of Well Screen	Sampling Event Date	MNA - Laboratory																
														Volatile Fatty Acids (mg/L)					
			Methane (µg/L)	*Ethane (µg/L)*	*Ethene (µg/L)*	*Alkalinity (mg/L)*	*Chloride (mg/L)*	*Nitrite-Nitrogen (mg/L)*	*Nitrate+Nitrite-Nitrogen (mg/L)*	*Nitrate-Nitrogen (mg/L)*	*Sulfate, as SO4 (mg/L)*	*Total Organic Carbon (mg/L)*	*Carbon Dioxide (mg/L)*	*Acetic acid*	*Butyric acid*	*Lactic acid and HIBA*	*Pentanoic acid*	*Propionic acid*	*Pyruvic acid*
NHAGQS			na	na	na	na	na	1	na	10	500	na	na	na	na	na	na	na	na
ROD ICL			na	na	na	na	na	na	na	na	na	na	na	na	na	na	na	na	na
TRY_MW-802	**Overburden**	**Jun-11**	**1,400 J***	**0.024 J**	**0.15 J***	**118**	**3.4**	<0.050	<0.050 J	<0.050 J	**37**	**18**	**290**	ns	ns	ns	ns	ns	ns
		Jun-13	ns	ns	ns	ns	ns	ns	ns	ns	ns	ns	ns	ns	ns	ns	ns	ns	ns
		Nov-14	ns	ns	ns	ns	ns	ns	ns	ns	ns	ns	ns	ns	ns	ns	ns	ns	ns
		Jun-15	ns	ns	ns	ns	ns	ns	ns	ns	ns	ns	ns	ns	ns	ns	ns	ns	ns
		May-16	ns	ns	ns	ns	ns	ns	ns	ns	ns	ns	ns	ns	ns	ns	ns	ns	ns
		Nov-18	ns	ns	ns	ns	ns	ns	ns	ns	ns	ns	ns	ns	ns	ns	ns	ns	ns
		Apr-20	ns	ns	ns	ns	ns	ns	ns	ns	ns	ns	ns	ns	ns	ns	ns	ns	ns
		Nov-22	ns	ns	ns	ns	ns	ns	ns	ns	ns	ns	ns	ns	ns	ns	ns	ns	ns
TRY_MW-803	**Overburden**	**Jun-11**	**4100**	**0.031**	**0.1**	**255**	**3.9**	0.083	<0.050 J	<0.050 J	**3.8**	**57**	**260**	ns	ns	ns	ns	ns	ns
		Jun-13	ns	ns	ns	ns	ns	ns	ns	ns	ns	ns	ns	ns	ns	ns	ns	ns	ns
		Nov-14	ns	ns	ns	ns	ns	ns	ns	ns	ns	ns	ns	ns	ns	ns	ns	ns	ns
		Jun-15	ns	ns	ns	ns	ns	ns	ns	ns	ns	ns	ns	ns	ns	ns	ns	ns	ns
		May-16	ns	ns	ns	ns	ns	ns	ns	ns	ns	ns	ns	ns	ns	ns	ns	ns	ns
		Nov-18	ns	ns	ns	ns	ns	ns	ns	ns	ns	ns	ns	ns	ns	ns	ns	ns	ns
		Apr-20	ns	ns	ns	ns	ns	ns	ns	ns	ns	ns	ns	ns	ns	ns	ns	ns	ns
		Nov-22	ns	ns	ns	ns	ns	ns	ns	ns	ns	ns	ns	ns	ns	ns	ns	ns	ns
TRY_MW-804	**Overburden**	**Jun-11**	**710**	**0.015 J**	**0.12**	**155**	<3.0	**0.061**	<0.050 J	<0.050 J	**41**	**17**	**240**	ns	ns	ns	ns	ns	ns
		Jun-11 DUP	**1,800**	**0.071**	**0.1**	**153**	<3.0	**0.062**	<0.050 J	<0.050 J	**41**	**17**	**260**	ns	ns	ns	ns	ns	ns
		Jun-13	ns	ns	ns	ns	ns	ns	ns	ns	ns	ns	ns	ns	ns	ns	ns	ns	ns
		Jun-13 DUP	ns	ns	ns	ns	ns	ns	ns	ns	ns	ns	ns	ns	ns	ns	ns	ns	ns
		Nov-14	ns	ns	ns	ns	ns	ns	ns	ns	ns	ns	ns	ns	ns	ns	ns	ns	ns
		Nov-14 DUP	ns	ns	ns	ns	ns	ns	ns	ns	ns	ns	ns	ns	ns	ns	ns	ns	ns
		Jun-15	ns	ns	ns	ns	ns	ns	ns	ns	ns	ns	ns	ns	ns	ns	ns	ns	ns
		May-16	ns	ns	ns	ns	ns	ns	ns	ns	ns	ns	ns	ns	ns	ns	ns	ns	ns
		Nov-18	ns	ns	ns	ns	ns	ns	ns	ns	ns	ns	ns	ns	ns	ns	ns	ns	ns
		Apr-20	ns	ns	ns	ns	ns	ns	ns	ns	ns	ns	ns	ns	ns	ns	ns	ns	ns
		Nov-22	ns	ns	ns	ns	ns	ns	ns	ns	ns	ns	ns	ns	ns	ns	ns	ns	ns
TRY_MW-805	**Overburden**	**Jun-11**	**1200**	**0.011 J**	**0.065**	**224**	**4.6**	**0.092**	<0.050 J	<0.050 J	**4.3**	**24**	**270**	ns	ns	ns	ns	ns	ns
		Jun-13	ns	ns	ns	ns	ns	ns	ns	ns	ns	ns	ns	ns	ns	ns	ns	ns	ns
		Nov-14	ns	ns	ns	ns	ns	ns	ns	ns	ns	ns	ns	ns	ns	ns	ns	ns	ns
		Jun-15	ns	ns	ns	ns	ns	ns	ns	ns	ns	ns	ns	ns	ns	ns	ns	ns	ns
		May-16	ns	ns	ns	ns	ns	ns	ns	ns	ns	ns	ns	ns	ns	ns	ns	ns	ns
		Nov-18	ns	ns	ns	ns	ns	ns	ns	ns	ns	ns	ns	ns	ns	ns	ns	ns	ns
		Apr-20	ns	ns	ns	ns	ns	ns	ns	ns	ns	ns	ns	ns	ns	ns	ns	ns	ns
		Nov-22	ns	ns	ns	ns	ns	ns	ns	ns	ns	ns	ns	ns	ns	ns	ns	ns	ns
TRY_MW-901S	**Overburden**	**Nov-22**	ns	ns	ns	ns	ns	ns	ns	ns	ns	ns	ns	ns	ns	ns	ns	ns	ns
TRY_MW-901B	**Bedrock**	**Nov-22**	ns	ns	ns	ns	ns	ns	ns	ns	ns	ns	ns	ns	ns	ns	ns	ns	ns
TRY_MW-902S	**Overburden**	**Nov-22**	ns	ns	ns	ns	ns	ns	ns	ns	ns	ns	ns	ns	ns	ns	ns	ns	ns
TRY_MW-902B	**Bedrock**	**Nov-22**	ns	ns	ns	ns	ns	ns	ns	ns	ns	ns	ns	ns	ns	ns	ns	ns	ns
TRY_MW-903S	**Overburden**	**Nov-22**	ns	ns	ns	ns	ns	ns	ns	ns	ns	ns	ns	ns	ns	ns	ns	ns	ns
TRY_MW-903B	**Bedrock**	**Nov-22**	ns	ns	ns	ns	ns	ns	ns	ns	ns	ns	ns	ns	ns	ns	ns	ns	ns

TABLE 5B
SUMMARY OF NATRUAL ATTENUATION PARAMETERS
Troy Mills Landfill Superfund Site
Troy, New Hampshire

Monitoring Well ID	Geological Unit of Well Screen	Sampling Event Date	MNA - Field Screening							
			pH (SU)	*ORP (mV)*	*Specific Conductance (µS/cm)*	*Dissolved Oxygen (mg/L)*	*Turbidity (ntu)*	*Temperature (°C)*	*Ferrous Iron (mg/L)*	*Nitrate (mg/L)*
NHAGQS			na	na	na	na	na	na	na	na
ROD ICL			na	na	na	na	na	na	na	na
TRY_MW-802	**Overburden**	**Jun-11**	**5.8**	**30**	**407**	<0.5	<5	**14**	*ns*	*ns*
		Jun-13	**5.8**	**51**	**444**	**0.8**	**9**	**12**	*ns*	*ns*
		Nov-14	*ns/ir*	*ns/ir*	*ns/ir*	*ns/ir*	*ns/ir*	*ns/ir*	*ns*	*ns*
		Jun-15	*ns*	*ns*	*ns*	*ns*	*ns*	*ns*	*ns*	*ns*
		May-16	**6.3**	**10**	**521**	**0.6**	**5**	**12**	*ns*	*ns*
		Nov-18	**6.2 g**	**-21 g**	**476 g**	**0.8 g**	<5 g	**14 g**	*ns*	*ns*
		Apr-20	**6.3**	**-33**	**444**	<0.5	<5	**11**	*ns*	*ns*
		Nov-22	**6.2 g**	**-1 g**	**334 g**	**1.5 g**	**8 g**	**13 g**	*ns*	*ns*
TRY_MW-803	**Overburden**	**Jun-11**	**6.2**	**-71**	**729**	**<0.5**	<5	**12**	*ns*	*ns*
		Jun-13	**6.2**	**-50**	**701**	**1.0**	**8**	**13**	*ns*	*ns*
		Nov-14	*ns*	*ns*	*ns*	*ns*	*ns*	*ns*	*ns*	*ns*
		Jun-15	*ns/ir*	*ns/ir*	*ns/ir*	*ns/ir*	*ns/ir*	*ns/ir*	*ns*	*ns*
		May-16	**6.6**	**-53**	**831**	<0.5	**82**	**12**	*ns*	*ns*
		Nov-18	**6.6 g**	**25 g, J***	**773 g**	**1.1 g**	**15 g**	**10 g**	*ns*	*ns*
		Apr-20	**7.3 g**	**-73**	**677**	**0.6 g**	**21 g**	**11**	*ns*	*ns*
		Nov-22	*dry*	*dry*	*dry*	*dry*	*dry*	*dry*	*ns*	*ns*
TRY_MW-804	**Overburden**	**Jun-11**	**5.7**	**15**	**422**	<0.5	<5	**12**	*ns*	*ns*
		Jun-11 DUP	*ns*	*ns*	*ns*	*ns*	*ns*	*ns*	*ns*	*ns*
		Jun-13	**5.8**	**20**	**380**	**0.9**	<5	**11**	*ns*	*ns*
		Jun-13 DUP	*ns*	*ns*	*ns*	*ns*	*ns*	*ns*	*ns*	*ns*
		Nov-14	**6.0**	**-17**	**360**	**0.6**	<5	**10**	*ns*	*ns*
		Nov-14 DUP	*ns*	*ns*	*ns*	*ns*	*ns*	*ns*	*ns*	*ns*
		Jun-15	**6.1**	**-55**	**287 J***	**0.6**	<5	**12**	*ns*	*ns*
		May-16	**6.3**	**-33**	**365**	<0.5	<5	**13**	*ns*	*ns*
		Nov-18	**6.2 g**	**84 g, J***	**390 g**	**1.0 g**	**7 g**	**10 g**	*ns*	*ns*
		Apr-20	**6.2 g**	**-12.9 g**	**382 g**	**1.8 g**	**11 g**	**12 g**	*ns*	*ns*
		Nov-22	*dry*	*dry*	*dry*	*dry*	*dry*	*dry*	*ns*	*ns*
TRY_MW-805	**Overburden**	**Jun-11**	**6.3**	**-23**	**662**	**1.8**	<5	**12**	*ns*	*ns*
		Jun-13	**6.3**	**-28**	**550**	<0.5	<5	**11**	*ns*	*ns*
		Nov-14	**6.2**	**-25**	**555**	**3.9**	**7**	**9**	*ns*	*ns*
		Jun-15	*ns*	*ns*	*ns*	*ns*	*ns*	*ns*	*ns*	*ns*
		May-16	**6.5**	**-51**	**605**	<0.5	<5	**12**	*ns*	*ns*
		Nov-18	**6.3**	**-27**	**562**	<0.5	**22**	**12**	*ns*	*ns*
		Apr-20	**7**	**-141**	**534**	<0.5	<5	**10**	*ns*	*ns*
		Nov-22	**6.4 g**	**-58 g**	**420 g J***	**1.1 g**	**19 g**	**14 g**	*ns*	*ns*
TRY_MW-901S	**Overburden**	**Nov-22**	**6.6 g**	**-83 g**	**461 g**	**4.2 g**	*ns*	**7 g**	*ns*	*ns*
TRY_MW-901B	**Bedrock**	**Nov-22**	**6.4**	**-72**	**456**	**1.2**	<5	**9**	*ns*	*ns*
TRY_MW-902S	**Overburden**	**Nov-22**	**5.9 g**	**-11 g**	**351 g**	**1.3 g**	<5 g	**9 g**	*ns*	*ns*
TRY_MW-902B	**Bedrock**	**Nov-22**	**9.5**	**-127**	**170**	**0.9**	**26**	**9**	*ns*	*ns*
TRY_MW-903S	**Overburden**	**Nov-22**	**5.9**	**70**	**218**	<0.5	**6**	**10**	*ns*	*ns*
TRY_MW-903B	**Bedrock**	**Nov-22**	**9.1**	**-47**	**112 J***	**1.8**	**51**	**9**	*ns*	*ns*

TABLE 5B
SUMMARY OF NATRUAL ATTENUATION PARAMETERS
Troy Mills Landfill Superfund Site
Troy, New Hampshire

TABLE KEY:
AGQS = Ambient Groundwater Quality Standards included in Env-Or 600 - Contaminated Site Management (Env-Or 603.3)
ROD ICL = Record of Decision, Interim Cleanup Levels
MNA = Monitored Natural Attenuation
na = no standard applies
ns = not sampled
ns/ir = insufficient recharge well, field parameters were not collected
dry = there was not enough water in the well to collect a sample
< = analyte not detected above the laboratory or field reporting limit
ORP = Oxidation Reduction Potential
µg/L = micrograms per Liter
mg/L = milligrams per Liter
SU = Standard Units
mV = milliVolts
µS/cm = micro Siemens per centimeter
ntu = Nephelometric Turbidity Units
^{o}C = degrees Celsius
g = field measurement collected as a grab sample, no stabilization
J = estimated concentration qualified by the laboratory (NHDPHS, EPA, or Microseeps) or by Environmental Data Services (third party data validation), see laboratory report for explanation
J* = estimated field measurement qualified by GZA due to end of day calibration check issues or failure of parameter to stabilize, or estimated concentration qualified by GZA due to observed field conditions
UJ = the compound was analyzed for, but not detected, the associated numerical value is the estimated sample quantitation limit. UJ is used for data qualified by Environmental Data Services.
"---" = available historical data is unclear as to whether the parameter was not sampled, or sampled but not detected
"*" = historical data for analyte will be identified and entered as part of the next monitoring round
Bold = parameter was detected above the laboratory reporting detection limit
Grey shading = concentration exceeds the Ambient Groundwater Quality Standards
Orange shading = most recent round of sample results

GENERAL NOTES:
* Groundwater samples collected during fall 2022 were collected using bladder pumps or peristaltic pumps and dedicated tubing, with the exception of the groundwater sample collected from TRY_MW-901S, where a bailer was used. Refer to **Table 2** for the sampling equipment used at each well.
* The low-flow field screening parameter readings reported represent the last round of readings prior to sample collection.

TABLE 6A
SUMMARY OF DETECTED PFAS COMPOUNDS IN GROUNDWATER SAMPLES
Troy Mills Landfill Superfund Site
Troy, New Hampshire

Monitoring Well ID	Geological Unit of Well Screen	Sample ID	Sampling Event Date	Perfluoroalkyl Carboxylic Acids												
				Perfluorobutanoic Acid (PFBA) [4]	Perfluoropentanoic Acid (PFPeA) [5]	Perfluorohexanoic Acid (PFHxA) [6]	Perfluoroheptanoic Acid (PFHpA) [7]	Perfluorooctanoic Acid (PFOA) [8]	Perfluorononanoic Acid (PFNA) [9]	Perfluorodecanoic Acid (PFDA) [10]	Perfluoroundecanoic Acid (PFUnA) [11]	Perfluorododecanoic Acid (PFDoA) [12]	Perfluorotridecanoic Acid (PFTrDA) [13]	Perfluorotetradecanoic Acid (PFTA) [14]	Perfluorooctadecanoic Acid (PFODA)	Perfluorohexadecanoic Acid (PFHxDA)
			Cas No.	375-22-4	2706-90-3	307-24-4	375-85-9	335-67-1	375-95-1	335-76-2	2058-94-8	307-55-1	72629-94-8	376-06-7	16517-11-6	67905-19-5
			NHDES AGQS (ng/L) [2]	na	na	na	na	12	11	na	na	na	na	na	na	na
			Established Site-Specific EPA Regional Screening Levels (RSLs) (ng/L) [3]	na	na	na	na	6	5.89	na	na	na	na	na	na	na
			EPA Lifetime Drinking Water Health Advisory (ng/L) [4]	na	na	na	na	na	na	na	na	na	na	na	na	na
			2022 EPA Interim Drinking Water Health Advisories (ng/L) [4]	na	na	na	na	0.004	na	na	na	na	na	na	na	na
Field Samples																
TRY_M-1	Overburden	TRY_M-1	4/24/2020	**75.2**	**185**	**218**	**257**	**524**	**13.7**	< 2.07	**4.32**	< 2.07	< 2.07	< 2.07	< 4.15	< 4.15
		TRY_M-1	11/9/2022	**62.3**	**129**	**157**	**203**	**293**	**34.4**	< 1.78	**3.88**	< 1.78	< 1.78	< 1.78	< 3.56	< 3.56
TRY_M-7	Overburden	TRY_M-7	10/31/2018	**56**	**130**	**200**	**220**	**200**	**4.3**	< 2	< 2	< 2	< 2	< 2	---	---
		TRY_M-7	4/22/2020	**47.8**	**111**	**168**	**192**	**194**	**5.05**	< 1.92	< 1.92	< 1.92	< 1.92	< 1.92	< 3.85	< 3.85
		TRY_M-7	11/1/2022	**50**	**110**	**162**	**170**	**208**	**5.32**	< 1.77	< 1.77	< 1.77	< 1.77	< 1.77	< 3.54	< 3.54
TRY_M-7D	Bedrock	TRY_M-7D	4/22/2020	< 1.97	< 1.97	< 1.97	< 1.97	< 1.97	< 1.97	< 1.97	< 1.97	< 1.97	< 1.97	< 1.97	< 3.94	< 3.94
		TRY_M-7D	11/1/2022	< 1.8	< 1.8	< 1.8	< 1.8	< 1.8	< 1.8	< 1.8	< 1.8	< 1.8	< 1.8	< 1.8	< 3.61	< 3.61
TRY_MW-101D	Overburden	TRY_MW-101D	4/27/2020	**3.47**	**8.5**	**6.14**	**3.99**	**6.4**	< 1.83	**2.65**	< 1.83	< 1.83	< 1.83	< 1.83	< 3.66	< 3.66
		TRY_MW-101D	11/10/2022	**7.82**	**13.3**	**12**	**7.45**	**7.42**	**5.21 F**	**4.26**	< 1.84	< 1.84	< 1.84	< 1.84	< 3.67	< 3.67
TRY_MW-101S	Overburden	TRY_MW-101S	10/30/2018	**82**	**160**	**210**	**260**	**480**	**5.6**	< 2	< 2	< 2	< 2	< 2	---	---
		TRY_MW-101S	4/24/2020	**70.2**	**143**	**184**	**242**	**370**	**33.7**	< 2.14	< 2.14	< 2.14	< 2.14	< 2.14	< 4.29	< 4.29
		TRY_MW-101S	11/1/2022	*Dry*												
TRY_MW-102	Predominantly Overburden	TRY_MW-102	11/5/2018	**120**	**270**	**440**	**570**	**610**	< 20	< 20	< 20	< 20	< 20	< 20	---	---
		TRY_MW-102	4/27/2020	**92.9 B***	**174 B***	**255 B***	**540 B***	**2,140 B***	**4.38**	< 1.99	**2.21**	< 1.99	< 1.99	< 1.99	< 3.98	< 3.98
		TRY_MW-102	11/9/2022	**164**	**302**	**348**	**383**	**364**	**14.8**	< 1.9	< 1.9	**1.94**	< 1.9	< 1.9	< 3.81	< 3.81
TRY_MW-104D	Overburden	TRY_MW-104D	4/21/2020	< 1.92	< 1.92	< 1.92	< 1.92	< 1.92	< 1.92	< 1.92	< 1.92	< 1.92	< 1.92	< 1.92	< 3.85	< 3.85
		TRY_MW-104D	11/3/2022	< 1.86	< 1.86	< 1.86	< 1.86	< 1.86	< 1.86	< 1.86	< 1.86	< 1.86	< 1.86	< 1.86	< 3.71	< 3.71
TRY_MW-104S	Overburden	TRY_MW-104S	4/22/2020	**42.9**	**104**	**132**	**150**	**287**	**10.5**	< 2.02	< 2.02	< 2.02	< 2.02	< 2.02	< 4.03	< 4.03
		TRY_MW-104S	11/3/2022	**43.7**	**94.7**	**121**	**162**	**291**	**24.4**	< 1.95	< 1.95	< 1.95	< 1.95	< 1.95	< 3.9	< 3.9
TRY_MW-105D	Bedrock	TRY_MW-105D	4/21/2020	**16 B***	**28.1 B***	**45.5 B***	**73.8 B***	**159 B***	**24.4**	**5.7**	**6.63**	**2.9**	< 1.8	< 1.8	< 3.61	< 3.61
		TRY_MW-105D	11/4/2022	**34.4**	**67.8**	**102**	**143**	**231**	**35.4**	**16.1**	**11.1**	**2.75**	< 1.9	< 1.9	< 3.81	< 3.81
TRY_MW-105S	Overburden	TRY_MW-105S	11/1/2018	**44**	**87**	**150**	**170**	**260**	**31**	< 2	< 2	< 2	< 2	< 2	---	---
		TRY_MW-105S	4/21/2020	**21.6**	**44.8**	**71.8**	**100**	**162**	**17.6**	**2.18**	< 1.88	< 1.88	< 1.88	< 1.88	< 3.76	< 3.76
		TRY_MW-105S	11/4/2022	**58.3**	**120**	**179**	**242**	**299**	**21.2**	**3.21**	< 1.96	< 1.96	< 1.96	< 1.96	< 3.92	< 3.92
TRY_MW-201SX	Overburden	TRY_MW-201SX	4/28/2020	**38.4**	**89.2**	**111**	**145**	**273**	**7.87**	< 2	< 2	< 2	< 2	< 2	< 4	< 4
		TRY_MW-201SX	11/10/2022	**53.8**	**114**	**152**	**206**	**238**	**9.67**	< 1.87	< 1.87	< 1.87	< 1.87	< 1.87	< 3.75	< 3.75
TRY_MW-202P	Overburden	TRY_MW-202P	4/24/2020	**32.3 B***	**86.6 B***	**90.6 B***	**79.4 B***	**118 B***	**12.1**	**8.23**	**6.92**	< 1.94	< 1.94	< 1.94	< 3.89	< 3.89
		TRY_MW-202P	11/7/2022	**36.2**	**89.8**	**98.4**	**83.4**	**91.1**	< 1.78	**2.42**	**4.73**	< 1.78	< 1.78	< 1.78	< 3.56	< 3.56
TRY_MW-204	Overburden	TRY_MW-204	4/27/2020	**88.7**	**184**	**217**	**202**	**497**	**57.3**	< 1.87	< 1.87	< 1.87	< 1.87	< 1.87	< 3.74	< 3.74
		TRY_MW-204	11/10/2022	**60.7**	**109**	**127**	**159**	**244**	**74.1 F**	< 1.84	< 1.84	< 1.84	< 1.84	< 1.84	< 3.69	< 3.69
		TRY_MW-204 DUP	11/10/2022	**58**	**109**	**135**	**158**	**235**	**76.7**	< 1.82	< 1.82	< 1.82	< 1.82	< 1.82	< 3.64	< 3.64
TRY_MW-205	Overburden	TRY_MW-205	11/7/2018	**78**	**100**	**62**	**83**	**47**	**24**	< 20	< 20	< 20	< 20	< 20	---	---
		TRY_MW-205	4/28/2020	< 16.7	**55.7**	**57.5**	**54.5**	**45.2**	< 16.7	< 16.7	< 16.7	< 16.7	< 16.7	< 16.7	< 33.3	< 33.3
		TRY_MW-205	11/15/2022	**40**	**74.5**	**105**	**151**	**310**	**6.55**	< 1.92	< 1.92	< 1.92	< 1.92	< 1.92	< 3.85	< 3.85
TRY_MW-301X	Overburden	TRY_MW-301X	4/24/2020	**103 B***	**238 B***	**351 B***	**357 B***	**571 B***	**4.1**	**2.01**	**12.9**	< 1.8	< 1.8	< 1.8	< 3.6	< 3.6
		TRY_MW-301X	11/3/2022	**101**	**222**	**310**	**338**	**590**	**6.99**	**5.83 F**	**6.66**	< 1.86	< 1.86	< 1.86	< 3.73	< 3.73
TRY_MW-501D	Overburden	TRY_MW-501D	4/23/2020	< 1.8	< 1.8	< 1.8	< 1.8	< 1.8	< 1.8	< 1.8	< 1.8	< 1.8	< 1.8	< 1.8	< 3.6	< 3.6
		TRY_MW-501D	11/8/2022	< 1.84	**1.88**	< 1.84	< 1.84	< 1.84	< 1.84	< 1.84	< 1.84	< 1.84	< 1.84	< 1.84	< 3.68	< 3.68
TRY_MW-501X	Overburden	TRY_MW-501X	4/23/2020	**47.8 B***	**90 B***	**56.3 B***	**62.1 B***	**92.6 B***	**4.46**	**2.23**	**2.23**	< 1.98	< 1.98	< 1.98	< 3.97	< 3.97
		TRY_MW-501X	11/8/2022	**52.2**	**91.9**	**90.8**	**120**	**157**	**7.97**	< 1.83	**2.19**	< 1.83	< 1.83	< 1.83	< 3.65	< 3.65
TRY_MW-508X	Overburden	TRY_MW-508X	4/21/2020	**4.32 B***	**4.5 B***	< 2.03	< 2.03	< 2.03	< 2.03	< 2.03	< 2.03	< 2.03	< 2.03	< 2.03	< 4.06	< 4.06
		TRY_M-508X	11/1/2022	< 1.95	< 1.95	< 1.95	< 1.95	< 1.95	< 1.95	< 1.95	< 1.95	< 1.95	< 1.95	< 1.95	< 3.9	< 3.9
TRY_MW-601B	Bedrock	TRY_MW-601B	11/14/2022	**38.8**	**8.8**	**4**	**2.39**	**20.7**	< 1.9	< 1.9	< 1.9	< 1.9	< 1.9	< 1.9	< 3.8	< 3.8
TRY_MW-601D	Overburden	TRY_MW-601D	4/23/2020	**11.8**	**28.9**	**25.5**	**7.96**	**5.99**	< 1.92	**1.93**	< 1.92	< 1.92	< 1.92	< 1.92	< 3.85	< 3.85
		TRY_MW-601D	11/8/2022	**9.18**	**23.6**	**23.3**	**7.66**	**3.72**	< 1.81	**2.31**	< 1.81	< 1.81	< 1.81	< 1.81	< 3.62	< 3.62
TRY_MW-601S	Overburden	TRY_MW-601S	4/23/2020	**79**	**163**	**186**	**221**	**506**	**61.8**	**2.89**	< 1.8	< 1.8	< 1.8	< 1.8	< 3.61	< 3.61
		TRY_MW-601S	11/8/2022	**55.6**	**104**	**132**	**188**	**280**	**141**	**3.72**	**1.84**	< 1.81	< 1.81	< 1.81	< 3.61	< 3.61

TABLE 6A
SUMMARY OF DETECTED PFAS COMPOUNDS IN GROUNDWATER SAMPLES
Troy Mills Landfill Superfund Site
Troy, New Hampshire

Monitoring Well ID	Geological Unit of Well Screen	Sample ID	Sampling Event Date	Perfluoroalkyl Sulfonic Acids								Fluorotelomers				Perfluoroalkane Sulfonamides (FASAs) and Sulfonamido Substances						
				Perfluorobutanesulfonic Acid (PFBS) [4S]	Perfluoropentanesulfonic Acid (PFPeS) [5S]	Perfluorohexanesulfonic Acid (PFHxS) [6S]	Perfluoroheptanesulfonic Acid (PFHpS) [7S]	Perfluorooctanesulfonic Acid (PFOS) [8S]	Perfluorononanesulfonic Acid (PFNS) [9S]	Perfluorodecanesulfonic Acid (PFDS) [10S]	Perfluorododecane sulfonate (PFDoDS)	1H,1H,2H,2H-Perfluorododecanesulfonic Acid (10:2FTS)	1H,1H,2H,2H-Perfluorodecanesulfonic Acid (8:2FTS)	1H,1H,2H,2H-Perfluorooctanesulfonic Acid (6:2FTS)	1H,1H,2H,2H-Perfluorohexanesulfonic Acid (4:2FTS)	Perfluorooctanesulfonamide (PFOSA)	N-Ethyl Perfluorooctanesulfonamidoacetic Acid (NEtFOSAA)	N-Methyl Perfluorooctanesulfonamidoacetic Acid (NMeFOSAA)	N-Ethyl Perfluorooctanesulfonamido Ethanol (NEtFOSE)	N-Methyl Perfluorooctanesulfonamido Ethanol (NMeFOSE)	N-Methyl Perfluorooctane Sulfonamide (NMeFOSA)	N-Ethyl Perfluorooctane Sulfonamide (NEtFOSA)
Cas No.				375-73-5	2706-91-4	355-46-4	375-92-8	1763-23-1	68259-12-1	335-77-3	79780-39-5	120226-60-0	39108-34-4	27619-97-2	757124-72-4	754-91-6	2991-50-6	2355-31-9	1691-99-2	24448-09-7	31506-32-8	4151-50-2
NHDES AGQS (ng/L) [2]				na	na	18	na	15	na	na	na	na	na	na	na	na	na	na	na	na	na	na
Established Site-Specific EPA Regional Screening Levels (RSLs) (ng/L) [3]				600	na	39.4	na	4	na	na	na	na	na	na	na	na	na	na	na	na	na	na
EPA Lifetime Drinking Water Health Advisory (ng/L) [4]				2,000	na	na	na	na	na	na	na	na	na	na	na	na	na	na	na	na	na	na
2022 EPA Interim Drinking Water Health Advisories (ng/L) [4]				na	na	na	na	0.02	na	na	na	na	na	na	na	na	na	na	na	na	na	na
Field Samples																						
TRY_M-1	Overburden	TRY_M-1	4/24/2020	**16.2**	< 2.07	**10.4**	< 2.07	**2.66**	< 2.07	< 2.07	< 2.07	< 5.19	< 2.07	< 2.07	< 2.07	< 2.07	< 2.07	< 2.07	< 51.9	< 51.9	< 20.7	< 20.7
		TRY_M-1	11/9/2022	**14.2**	**2.24**	**10.1**	**2.45**	**6.33**	< 1.78	< 1.78	< 1.78	< 4.45	< 1.78	< 1.78	< 1.78	< 1.78	< 1.78	< 1.78	< 44.5	< 44.5	< 17.8	< 17.8
TRY_M-7	Overburden	TRY_M-7	10/31/2018	**14**	---	**5.8**	< 2	< 2	---	< 2	---	---	< 4	< 4	---	< 4	---	---	---	---	---	---
		TRY_M-7	4/22/2020	**13.3**	**4.41**	**10.2**	< 1.92	< 1.92	< 1.92	< 1.92	< 1.92	< 4.81	< 1.92	< 1.92	< 1.92	< 1.92	< 1.92	< 1.92	< 48.1	< 48.1	< 19.2	< 19.2
		TRY_M-7	11/1/2022	**12.5**	< 1.77	**4.22**	< 1.77	**1.97 F**	< 1.77	< 1.77	< 1.77	< 4.42	< 1.77	< 1.77	< 1.77	< 1.77	< 1.77	< 1.77	< 44.2	< 44.2	< 17.7	< 17.7
TRY_M-7D	Bedrock	TRY_M-7D	4/22/2020	< 1.97	< 1.97	< 1.97	< 1.97	< 1.97	< 1.97	< 1.97	< 1.97	< 4.92	< 1.97	< 1.97	< 1.97	< 1.97	< 1.97	< 1.97	< 49.2	< 49.2	< 19.7	< 19.7
		TRY_M-7D	11/1/2022	< 1.8	< 1.8	< 1.8	< 1.8	< 1.8	< 1.8	< 1.8	< 1.8	< 4.51	< 1.8	< 1.8	< 1.8	< 1.8	< 1.8	< 1.8	< 45.1	< 45.1	< 18	< 18
TRY_MW-101D	Overburden	TRY_MW-101D	4/27/2020	< 1.83	< 1.83	< 1.83	< 1.83	< 1.83	< 1.83	< 1.83	< 1.83	< 4.58	< 1.83	< 1.83	< 1.83	< 1.83	< 1.83	< 1.83	< 45.8	< 45.8	< 18.3	< 18.3
		TRY_MW-101D	11/10/2022	< 1.84	< 1.84	< 1.84	< 1.84	< 1.84	< 1.84	< 1.84	< 1.84	< 4.59	< 1.84	< 1.84	< 1.84	< 1.84	< 1.84	< 1.84	< 45.9	< 45.9	< 18.4	< 18.4
TRY_MW-101S	Overburden	TRY_MW-101S	10/30/2018	**17**		**10**	< 2	**3.7**	---	< 2	---	---	< 4	< 4	---	< 4	---	---	---	---	---	---
		TRY_MW-101S	4/24/2020	**12.5**	< 2.14	**10.5**	< 2.14	**7.62**	< 2.14	< 2.14	< 2.14	< 5.36	< 2.14	< 2.14	< 2.14	< 2.14	< 2.14	< 2.14	< 53.6	< 53.6	< 21.4	< 21.4
		TRY_MW-101S	11/1/2022	*Dry*																		
TRY_MW-102	Predominantly Overburden	TRY_MW-102	11/5/2018	**37**	---	< 20	< 20	< 20	---	< 20	---	---	< 40	< 40	---	< 40	---	---	---	---	---	---
		TRY_MW-102	4/27/2020	**30.2**	< 1.99	**22.5**	< 1.99	**3.35 B***	< 1.99	< 1.99	< 1.99	< 4.98	< 1.99	< 1.99	< 1.99	< 1.99	< 1.99	< 1.99	< 49.8	< 49.8	< 19.9	< 19.9
		TRY_MW-102	11/9/2022	**35.6**	**3.96**	**10.3**	< 1.9	**7.12 F**	< 1.9	< 1.9	< 1.9	< 4.76	< 1.9	< 1.9	< 1.9	< 1.9	< 1.9	< 1.9	< 47.6	< 47.6	< 19	< 19
TRY_MW-104D	Overburden	TRY_MW-104D	4/21/2020	< 1.92	< 1.92	< 1.92	< 1.92	< 1.92	< 1.92	< 1.92	< 1.92	< 4.81	< 1.92	< 1.92	< 1.92	< 1.92	< 1.92	< 1.92	< 48.1	< 48.1	< 19.2	< 19.2
		TRY_MW-104D	11/3/2022	< 1.86	< 1.86	< 1.86	< 1.86	< 1.86	< 1.86	< 1.86	< 1.86	< 4.64	< 1.86	< 1.86	< 1.86	< 1.86	< 1.86	< 1.86	< 46.4	< 46.4	< 18.6	< 18.6
TRY_MW-104S	Overburden	TRY_MW-104S	4/22/2020	**8.78**	< 2.02	**7.42**	< 2.02	**5.8**	< 2.02	< 2.02	< 2.02	< 5.04	< 2.02	< 2.02	< 2.02	< 2.02	< 2.02	< 2.02	< 50.4	< 50.4	< 20.2	< 20.2
		TRY_MW-104S	11/3/2022	**11.2**	< 1.95	**7.34**	< 1.95	**10.8**	< 1.95	< 1.95	< 1.95	< 4.88	< 1.95	< 1.95	< 1.95	< 1.95	< 1.95	< 1.95	< 48.8	< 48.8	< 19.5	< 19.5
TRY_MW-105D	Bedrock	TRY_MW-105D	4/21/2020	**7.33**	< 1.8	**3.94**	< 1.8	**4.84 B***	< 1.8	< 1.8	< 1.8	< 4.51	< 1.8	< 1.8	< 1.8	< 1.8	< 1.8	< 1.8	< 45.1	< 45.1	< 18	< 18
		TRY_MW-105D	11/4/2022	**12**	< 1.9	**4.65**	< 1.9	**11.9**	< 1.9	< 1.9	< 1.9	< 4.76	< 1.9	< 1.9	< 1.9	< 1.9	< 1.9	< 1.9	< 47.6	< 47.6	< 19	< 19
TRY_MW-105S	Overburden	TRY_MW-105S	11/1/2018	**20**	---	**5.7**	**5.3**	**10**	---	< 2	---	---	< 4	< 4	---	< 4	---	---	---	---	---	---
		TRY_MW-105S	4/21/2020	**8.47**	< 1.88	**2.44**	< 1.88	**4.76**	< 1.88	< 1.88	< 1.88	< 4.7	< 1.88	< 1.88	< 1.88	< 1.88	< 1.88	< 1.88	< 47	< 47	< 18.8	< 18.8
		TRY_MW-105S	11/4/2022	**21**	**2.17**	**5.68**	< 1.96	**8.98**	< 1.96	< 1.96	< 1.96	< 4.9	< 1.96	< 1.96	< 1.96	< 1.96	< 1.96	< 1.96	< 49	< 49	< 19.6	< 19.6
TRY_MW-201SX	Overburden	TRY_MW-201SX	4/28/2020	**8.64**	< 2	**6.55**	< 2	**10.9**	< 2	< 2	< 2	< 5	< 2	< 2	< 2	< 2	< 2	< 2	< 50	< 50	< 20	< 20
		TRY_MW-201SX	11/10/2022	**12.6**	**2.62**	**10.4**	< 1.87	**9.56**	< 1.87	< 1.87	< 1.87	< 4.68	< 1.87	< 1.87	< 1.87	< 1.87	< 1.87	< 1.87	< 46.8	< 46.8	< 18.7	< 18.7
TRY_MW-202P	Overburden	TRY_MW-202P	4/24/2020	**2.04**	< 1.94	**3.04**	< 1.94	< 1.94	< 1.94	< 1.94	< 1.94	< 4.86	< 1.94	< 1.94	< 1.94	< 1.94	< 1.94	< 1.94	< 48.6	< 48.6	< 19.4	< 19.4
		TRY_MW-202P	11/7/2022	**3.16**	< 1.78	**4.66**	< 1.78	< 1.78	< 1.78	< 1.78	< 1.78	< 4.44	< 1.78	< 1.78	< 1.78	< 1.78	< 1.78	< 1.78	< 44.4	< 44.4	< 17.8	< 17.8
TRY_MW-204	Overburden	TRY_MW-204	4/27/2020	**18.6**	< 1.87	**12**	**3**	**4.91**	< 1.87	< 1.87	< 1.87	< 4.68	< 1.87	< 1.87	< 1.87	< 1.87	< 1.87	< 1.87	< 46.8	< 46.8	< 18.7	< 18.7
		TRY_MW-204	11/10/2022	**11.9**	**2.21**	**11.2**	**3.8**	**18**	< 1.84	< 1.84	< 1.84	< 4.61	< 1.84	< 1.84	< 1.84	< 1.84	< 1.84	< 1.84	< 46.1	< 46.1	< 18.4	< 18.4
		TRY_MW-204 DUP	11/10/2022	**12.2**	**2**	**10.9**	**3.96**	**18.9**	< 1.82	< 1.82	< 1.82	< 4.55	< 1.82	< 1.82	< 1.82	< 1.82	< 1.82	< 1.82	< 45.5	< 45.5	< 18.2	< 18.2
TRY_MW-205	Overburden	TRY_MW-205	11/7/2018	< 20	---	< 20	< 20	< 20	---	< 20	---	---	< 40	< 4	---	< 40	---	---	---	---	---	---
		TRY_MW-205	4/28/2020	< 16.7	< 16.7	< 16.7	< 16.7	< 16.7	< 16.7	< 16.7	< 16.7	< 41.7	< 16.7	< 16.7	< 16.7	< 16.7	< 16.7	< 16.7	< 417	< 417	< 167	< 167
		TRY_MW-205	11/15/2022	**12**	< 1.92	**5.46**	< 1.92	**4.12**	< 1.92	< 1.92	< 1.92	< 4.81	< 1.92	**1.96**	< 1.92	< 1.92	< 1.92	< 1.92	< 48.1	< 48.1	< 19.2	< 19.2
TRY_MW-301X	Overburden	TRY_MW-301X	4/24/2020	**21.4**	**2.12**	**7.88**	< 1.8	**6.62 B***	< 1.8	< 1.8	< 1.8	< 4.5	< 1.8	< 1.8	< 1.8	< 1.8	< 1.8	< 1.8	< 45	< 45	< 18	< 18
		TRY_MW-301X	11/3/2022	**25.4**	**2.21**	**9.7**	< 1.86	**3.12 F**	< 1.86	< 1.86	< 1.86	< 4.66	< 1.86	< 1.86	< 1.86	< 1.86	< 1.86	< 1.86	< 46.6	< 46.6	< 18.6	< 18.6
TRY_MW-501D	Overburden	TRY_MW-501D	4/23/2020	< 1.8	< 1.8	< 1.8	< 1.8	< 1.8	< 1.8	< 1.8	< 1.8	< 4.5	< 1.8	< 1.8	< 1.8	< 1.8	< 1.8	< 1.8	< 45	< 45	< 18	< 18
		TRY_MW-501D	11/8/2022	< 1.84	< 1.84	< 1.84	< 1.84	< 1.84	< 1.84	< 1.84	< 1.84	< 4.61	< 1.84	< 1.84	< 1.84	< 1.84	< 1.84	< 1.84	< 46.1	< 46.1	< 18.4	< 18.4
TRY_MW-501X	Overburden	TRY_MW-501X	4/23/2020	**3.7**	< 1.98	< 1.98	< 1.98	< 1.98	< 1.98	< 1.98	< 1.98	< 4.96	< 1.98	< 1.98	< 1.98	< 1.98	< 1.98	< 1.98	< 49.6	< 49.6	< 19.8	< 19.8
		TRY_MW-501X	11/8/2022	**8.92**	< 1.83	**5.77**	< 1.83	**14.1 F**	< 1.83	< 1.83	< 1.83	< 4.57	< 1.83	< 1.83	< 1.83	< 1.83	< 1.83	< 1.83	< 45.7	< 45.7	< 18.3	< 18.3
TRY_MW-508X	Overburden	TRY_MW-508X	4/21/2020	< 2.03	< 2.03	< 2.03	< 2.03	**4.54 B***	< 2.03	< 2.03	< 2.03	< 5.08	< 2.03	< 2.03	< 2.03	< 2.03	< 2.03	< 2.03	< 50.8	< 50.8	< 20.3	< 20.3
		TRY_M-508X	11/1/2022	< 1.95	< 1.95	< 1.95	< 1.95	< 1.95	< 1.95	< 1.95	< 1.95	< 4.88	< 1.95	< 1.95	< 1.95	< 1.95	< 1.95	< 1.95	< 48.8	< 48.8	< 19.5	< 19.5
TRY_MW-601B	Bedrock	TRY_MW-601B	11/14/2022	**2.34**	< 1.9	< 1.9	< 1.9	< 1.9	< 1.9	< 1.9	< 1.9	< 4.75	< 1.9	**12.9**	< 1.9	< 1.9	< 1.9	< 1.9	< 47.5	< 47.5	< 19	< 19
TRY_MW-601D	Overburden	TRY_MW-601D	4/23/2020	< 1.92	< 1.92	< 1.92	< 1.92	< 1.92	< 1.92	< 1.92	< 1.92	< 4.81	< 1.92	< 1.92	< 1.92	< 1.92	< 1.92	< 1.92	< 48.1	< 48.1	< 19.2	< 19.2
		TRY_MW-601D	11/8/2022	< 1.81	< 1.81	< 1.81	< 1.81	< 1.81	< 1.81	< 1.81	< 1.81	< 4.52	< 1.81	< 1.81	< 1.81	< 1.81	< 1.81	< 1.81	< 45.2	< 45.2	< 18.1	< 18.1
TRY_MW-601S	Overburden	TRY_MW-601S	4/23/2020	**12.5**	**2.35**	**12.7**	**3.39**	**5.2**	< 1.8	< 1.8	< 1.8	< 4.51	< 1.8	< 1.8	< 1.8	< 1.8	< 1.8	< 1.8	< 45.1	< 45.1	< 18	< 18
		TRY_MW-601S	11/8/2022	**12.3**	**2.02**	**9.86**	**3.97**	**17.7 F**	< 1.81	< 1.81	< 1.81	< 4.52	< 1.81	< 1.81	< 1.81	< 1.81	< 1.81	< 1.81	< 45.2	< 45.2	< 18.1	< 18.1

TABLE 6A
SUMMARY OF DETECTED PFAS COMPOUNDS IN GROUNDWATER SAMPLES
Troy Mills Landfill Superfund Site
Troy, New Hampshire

Monitoring Well ID	Geological Unit of Well Screen	Sample ID	Sampling Event Date	Ether Carboxylic Acids		Additional Substances						Parameter Calculations			
				2,3,3,3-Tetrafluoro-2-[1,1,2,2,3,3,3-Heptafluoropropoxy]-Propanoic Acid (HFPO-DA)	4,8-Dioxa-3h-Perfluorononanoic Acid (ADONA)	9-Chlorohexadecafluoro-3-Oxanone-1-Sulfonic Acid (9Cl-PF3ONS)	11-Chloroeicosafluoro-3-Oxaundecane-1-Sulfonic Acid (11Cl-PF3OUdS)	Perfluoro-3-methoxypropanoic acid (PFMPA)	Perfluoro-4-Methoxybutanoic Acid (PFMBA)	Perfluoro(2-Ethoxyethane)Sulfonic Acid (PFEESA)	Nonafluoro-3,6-Dioxaheptanoic Acid (NFDHA)	**Total PFOA + PFOS [1]**	**Total Measured PFAS**	**% PFOA vs. Total PFOA+PFOS**	**% PFOA + PFOS vs. Total PFAS**
			Cas No.	13252-13-6	919005-14-4	756426-58-1	763051-92-9	377-73-1	863090-89-5	113507-82-7	151772-58-6				
			NHDES AGQS (ng/L) [2]	na	na	na	na	*na*	*na*	na	na	na	na	na	na
			Established Site-Specific EPA Regional Screening Levels (RSLs) (ng/L) [3]	na	na	na	na	*na*	*na*	na	na	na	na	na	na
			EPA Lifetime Drinking Water Health Advisory (ng/L) [4]	10	na	na	na	*na*	*na*	na	na	na	na	na	na
			2022 EPA Interim Drinking Water Health Advisories (ng/L) [4]	na	na	na	na	*na*	*na*	na	na	na	na	na	na
Field Samples															
TRY_M-1	Overburden	TRY_M-1	4/24/2020	< 51.9	< 2.07	< 2.07	< 2.07	---	---	---	---	526.66	1306.48	99%	40%
		TRY_M-1	11/9/2022	< 44.5	< 1.78	< 1.78	< 1.78	< 1.78	< 1.78	< 1.78	< 1.78	299.33	917.90	98%	33%
TRY_M-7	Overburden	TRY_M-7	10/31/2018	---	---	---	---	---	---	---	---	ND	830.10	N/A	N/A
		TRY_M-7	4/22/2020	< 48.1	< 1.92	< 1.92	< 1.92	---	---	---	---	ND	745.76	N/A	N/A
		TRY_M-7	11/1/2022	< 44.2	< 1.77	< 1.77	< 1.77	< 1.77	< 1.77	< 1.77	< 1.77	ND	722.04	N/A	N/A
TRY_M-7D	Bedrock	TRY_M-7D	4/22/2020	< 49.2	< 1.97	< 1.97	< 1.97	---	---	---	---	ND	ND	N/A	N/A
		TRY_M-7D	11/1/2022	< 45.1	< 1.8	< 1.8	< 1.8	< 1.8	< 1.8	< 1.8	< 1.8	ND	ND	N/A	N/A
TRY_MW-101D	Overburden	TRY_MW-101D	4/27/2020	< 45.8	< 1.83	< 1.83	< 1.83	---	---	---	---	ND	31.15	N/A	N/A
		TRY_MW-101D	11/10/2022	< 45.9	< 1.84	< 1.84	< 1.84	< 1.84	< 1.84	< 1.84	< 1.84	ND	52.25	N/A	N/A
TRY_MW-101S	Overburden	TRY_MW-101S	10/30/2018	---	---	---	---	---	---	---	---	483.7	1228.30	99%	39%
		TRY_MW-101S	4/24/2020	< 53.6	< 2.14	< 2.14	< 2.14	---	---	---	---	377.62	1073.52	98%	35%
		TRY_MW-101S	11/1/2022	*Dry*								ND	ND	N/A	N/A
TRY_MW-102	Predominantly Overburden	TRY_MW-102	11/5/2018	---	---	---	---	---	---	---	---	ND	2047.00	N/A	N/A
		TRY_MW-102	4/27/2020	< 49.8	< 1.99	< 1.99	< 1.99	---	---	---	---	ND	59.29	N/A	N/A
		TRY_MW-102	11/9/2022	< 47.6	< 1.9	< 1.9	< 1.9	< 1.9	< 1.9	< 1.9	< 1.9	ND	1627.60	N/A	N/A
TRY_MW-104D	Overburden	TRY_MW-104D	4/21/2020	< 48.1	< 1.92	< 1.92	< 1.92	---	---	---	---	ND	ND	N/A	N/A
		TRY_MW-104D	11/3/2022	< 46.4	< 1.86	< 1.86	< 1.86	< 1.86	< 1.86	< 1.86	< 1.86	ND	ND	N/A	N/A
TRY_MW-104S	Overburden	TRY_MW-104S	4/22/2020	< 50.4	< 2.02	< 2.02	< 2.02	---	---	---	---	292.8	748.40	98%	39%
		TRY_MW-104S	11/3/2022	< 48.8	< 1.95	< 1.95	< 1.95	< 1.95	< 1.95	< 1.95	< 1.95	301.8	766.14	96%	39%
TRY_MW-105D	Bedrock	TRY_MW-105D	4/21/2020	< 45.1	< 1.8	< 1.8	< 1.8	---	---	---	---	ND	50.90	N/A	N/A
		TRY_MW-105D	11/4/2022	< 47.6	< 1.9	< 1.9	< 1.9	< 1.9	< 1.9	< 1.9	< 1.9	242.9	672.10	95%	36%
TRY_MW-105S	Overburden	TRY_MW-105S	11/1/2018	---	---	---	---	---	---	---	---	270	783.00	96%	34%
		TRY_MW-105S	4/21/2020	< 47	< 1.88	< 1.88	< 1.88	---	---	---	---	166.76	435.65	97%	38%
		TRY_MW-105S	11/4/2022	< 49	< 1.96	< 1.96	< 1.96	< 1.96	< 1.96	< 1.96	< 1.96	307.98	960.54	97%	32%
TRY_MW-201SX	Overburden	TRY_MW-201SX	4/28/2020	< 50	< 2	< 2	< 2	---	---	---	---	283.9	690.56	96%	41%
		TRY_MW-201SX	11/10/2022	< 46.8	< 1.87	< 1.87	< 1.87	< 1.87	< 1.87	< 1.87	< 1.87	247.56	808.65	96%	31%
TRY_MW-202P	Overburden	TRY_MW-202P	4/24/2020	< 48.6	< 1.94	< 1.94	< 1.94	---	---	---	---	ND	32.33	N/A	N/A
		TRY_MW-202P	11/7/2022	< 44.4	< 1.78	< 1.78	< 1.78	< 1.78	< 1.78	< 1.78	< 1.78	ND	413.87	N/A	N/A
TRY_MW-204	Overburden	TRY_MW-204	4/27/2020	< 46.8	< 1.87	< 1.87	< 1.87	---	---	---	---	501.91	1284.51	99%	39%
		TRY_MW-204	11/10/2022	< 46.1	< 1.84	< 1.84	< 1.84	< 1.84	< 1.84	< 1.84	< 1.84	262	746.81	93%	35%
		TRY_MW-204 DUP	11/10/2022	< 45.5	< 1.82	< 1.82	< 1.82	< 1.82	< 1.82	< 1.82	< 1.82	253.9	819.66	93%	31%
TRY_MW-205	Overburden	TRY_MW-205	11/7/2018	---	---	---	---	---	---	---	---	ND	394.00	N/A	N/A
		TRY_MW-205	4/28/2020	< 417	< 16.7	< 16.7	< 16.7	---	---	---	---	ND	212.90	N/A	N/A
		TRY_MW-205	11/15/2022	< 48.1	< 1.92	< 1.92	< 1.92	< 1.92	< 1.92	< 1.92	< 1.92	314.12	710.59	99%	44%
TRY_MW-301X	Overburden	TRY_MW-301X	4/24/2020	< 45	< 1.8	< 1.8	< 1.8	---	---	---	---	ND	50.41	N/A	N/A
		TRY_MW-301X	11/3/2022	< 46.6	< 1.86	< 1.86	< 1.86	< 1.86	< 1.86	< 1.86	< 1.86	ND	1611.96	N/A	N/A
TRY_MW-501D	Overburden	TRY_MW-501D	4/23/2020	< 45	< 1.8	< 1.8	< 1.8	---	---	---	---	ND	ND	N/A	N/A
		TRY_MW-501D	11/8/2022	< 46.1	< 1.84	< 1.84	< 1.84	< 1.84	< 1.84	< 1.84	< 1.84	ND	1.88	N/A	N/A
TRY_MW-501X	Overburden	TRY_MW-501X	4/23/2020	< 49.6	< 1.98	< 1.98	< 1.98	---	---	---	---	ND	12.62	N/A	N/A
		TRY_MW-501X	11/8/2022	< 45.7	< 1.83	< 1.83	< 1.83	< 1.83	< 1.83	< 1.83	< 1.83	ND	536.75	N/A	N/A
TRY_MW-508X	Overburden	TRY_MW-508X	4/21/2020	< 50.8	< 2.03	< 2.03	< 2.03	---	---	---	---	ND	ND	N/A	N/A
		TRY_M-508X	11/1/2022	< 48.8	< 1.95	< 1.95	< 1.95	< 1.95	< 1.95	< 1.95	< 1.95	ND	ND	N/A	N/A
TRY_MW-601B	Bedrock	TRY_MW-601B	11/14/2022	< 47.5	< 1.9	< 1.9	< 1.9	< 1.9	< 1.9	< 1.9	< 1.9	ND	89.93	N/A	N/A
TRY_MW-601D	Overburden	TRY_MW-601D	4/23/2020	< 48.1	< 1.92	< 1.92	< 1.92	---	---	---	---	ND	82.08	N/A	N/A
		TRY_MW-601D	11/8/2022	< 45.2	< 1.81	< 1.81	< 1.81	< 1.81	< 1.81	< 1.81	< 1.81	ND	69.77	N/A	N/A
TRY_MW-601S	Overburden	TRY_MW-601S	4/23/2020	< 45.1	< 1.8	< 1.8	< 1.8	---	---	---	---	511.2	1255.83	99%	41%
		TRY_MW-601S	11/8/2022	< 45.2	< 1.81	< 1.81	< 1.81	< 1.81	< 1.81	< 1.81	< 1.81	ND	934.31	N/A	N/A

TABLE 6A
SUMMARY OF DETECTED PFAS COMPOUNDS IN GROUNDWATER SAMPLES
Troy Mills Landfill Superfund Site
Troy, New Hampshire

Monitoring Well ID	Geological Unit of Well Screen	Sample ID	Sampling Event Date	Perfluoroalkyl Carboxylic Acids												
				Perfluorobutanoic Acid (PFBA) [4]	Perfluoropentanoic Acid (PFPeA) [5]	Perfluorohexanoic Acid (PFHxA) [6]	Perfluoroheptanoic Acid (PFHpA) [7]	Perfluorooctanoic Acid (PFOA) [8]	Perfluorononanoic Acid (PFNA) [9]	Perfluorodecanoic Acid (PFDA) [10]	Perfluoroundecanoic Acid (PFUnA) [11]	Perfluorododecanoic Acid (PFDoA) [12]	Perfluorotridecanoic Acid (PFTrDA) [13]	Perfluorotetradecanoic Acid (PFTA) [14]	Perfluorooctadecanoic Acid (PFODA)	Perfluorohexadecanoic Acid (PFHxDA)
			Cas No.	375-22-4	2706-90-3	307-24-4	375-85-9	335-67-1	375-95-1	335-76-2	2058-94-8	307-55-1	72629-94-8	376-06-7	16517-11-6	67905-19-5
			NHDES AGQS (ng/L) [2]	na	na	na	na	12	11	na	na	na	na	na	na	na
			Established Site-Specific EPA Regional Screening Levels (RSLs) (ng/L) [3]	na	na	na	na	6	5.89	na	na	na	na	na	na	na
			EPA Lifetime Drinking Water Health Advisory (ng/L) [4]	na	na	na	na	na	na	na	na	na	na	na	na	na
			2022 EPA Interim Drinking Water Health Advisories (ng/L) [4]	na	na	na	na	0.004	na	na	na	na	na	na	na	na
Field Samples																
TRY_MW-602B	Bedrock	TRY_MW-602B	10/30/2018	**35**	**85**	**120**	**140**	**270**	**8.1**	**2.6**	< 2	< 2	< 2	< 2	---	---
		TRY_MW-602B	4/24/2020	**29.9**	**60**	**77.5**	**96.6**	**240**	**8.37**	< 2.04	< 2.04	< 2.04	< 2.04	< 2.04	< 4.08	< 4.08
		TRY_MW-602B	11/7/2022	**27.1**	**54**	**83.2**	**100**	**166**	**15.5**	**2.87**	**2.8**	< 1.82	< 1.82	< 1.82	< 3.64	< 3.64
TRY_MW-701	Bedrock	TRY_MW-701	10/31/2018	< 2	< 2	< 2	< 2	< 2	**3.7**	< 2	< 2	< 2	< 2	< 2	---	---
		TRY_MW-701	4/21/2020	< 1.81	< 1.81	< 1.81	< 1.81	< 1.81	**3.02**	< 1.81	< 1.81	< 1.81	< 1.81	< 1.81	< 3.62	< 3.62
		TRY_MW-701	11/1/2022	< 1.85	< 1.85	< 1.85	< 1.85	< 1.85	**5.49**	< 1.85	< 1.85	< 1.85	< 1.85	< 1.85	< 3.7	< 3.7
TRY_MW-702D	Bedrock	TRY_MW-702D	4/22/2020	< 1.77	< 1.77	< 1.77	< 1.77	< 1.77	< 1.77	< 1.77	**8.6**	**1.78**	< 1.77	< 1.77	< 3.53	< 3.53
		TRY_MW-702D	11/2/2022	**1.88**	**3.39**	< 1.76	< 1.76	< 1.76	< 1.76	**2.08 F**	**2.45**	< 1.76	< 1.76	< 1.76	< 3.52	< 3.52
TRY_MW-702SX	Overburden	TRY_MW-702SX	4/22/2020	< 1.86	< 1.86	< 1.86	< 1.86	< 1.86	< 1.86	< 1.86	< 1.86	< 1.86	< 1.86	< 1.86	< 3.72	< 3.72
		TRY_MW-702SX	11/2/2022	< 1.83	< 1.83	< 1.83	< 1.83	< 1.83	< 1.83	< 1.83	< 1.83	< 1.83	< 1.83	< 1.83	< 3.67	< 3.67
TRY_MW-801	Overburden	TRY_MW-801	4/23/2020	**66.1 B***	**128 B***	**177 B***	**244 B***	**552 B***	**6.91**	< 1.82	**6.5**	< 1.82	< 1.82	< 1.82	< 3.64	< 3.64
		TRY_MW-801	11/4/2022	**82**	**155**	**199**	**321**	**602**	**16.4**	**2.21**	**4.17**	< 1.78	< 1.78	< 1.78	< 3.55	< 3.55
TRY_MW-802	Overburden	TRY_MW-802	4/23/2020	**77.8 B***	**136 B***	**172 B***	**299 B***	**739 B***	**6.58**	< 1.94	**3.3**	< 1.94	< 1.94	< 1.94	< 3.89	< 3.89
		TRY_MW-802	11/4/2022	**82.2**	**158**	**209**	**233**	**300**	**7.35**	< 1.88	< 1.88	< 1.88	< 1.88	< 1.88	< 3.77	< 3.77
TRY_MW-803	Overburden	TRY_MW-803	4/28/2020	**94.5**	**201**	**256**	**403**	**587**	< 2.67	< 2.67	< 2.67	< 2.67	< 2.67	< 2.67	< 5.35	< 5.35
		TRY_MW-803	11/1/2022	*Dry*												
TRY_MW-804	Overburden	TRY_MW-804	11/6/2018	**110**	**220**	**280**	**400**	**790**	< 20	< 20	< 20	< 20	< 20	< 20	---	---
		TRY_MW-804 DUP	11/6/2018	**110**	**220**	**290**	**410**	**422**	**2.82**	< 20	< 20	< 20	< 20	< 20	---	---
		TRY_MW-804	4/28/2020	**110**	**197**	**248**	**410**	**770**	< 20	< 1.76	< 1.76	< 1.76	< 1.76	< 1.76	< 3.52	< 3.52
		TRY_MW-804 DUP	4/28/2020	**106**	**193**	**244**	**407**	**424**	**2.88**	< 1.8	< 1.8	< 1.8	< 1.8	< 1.8	< 3.6	< 3.6
		TRY_MW-804	11/1/2022	*Dry*												
TRY_MW-805	Overburden	TRY_MW-805	11/2/2018	**55**	**110**	**150**	**170**	**130**	< 20	< 20	< 20	< 20	< 20	< 20	---	---
		TRY_MW-805	4/24/2020	**78.9 B***	**176 B***	**229 B***	**291 B***	**426 B***	**7.82**	< 2.1	< 2.1	< 2.1	< 2.1	< 2.1	< 4.2	< 4.2
		TRY_MW-805	11/3/2022	**73.4**	**128**	**112**	**143**	**218**	**5.5**	< 1.89	< 1.89	< 1.89	< 1.89	< 1.89	< 3.78	< 3.78
TRY_MW-901B	Bedrock	TRY-MW-901B	11/16/2022	**70.4**	**158**	**233**	**253**	**426**	**26.1**	< 1.87	< 1.87	< 1.87	< 1.87	< 1.87	< 3.74	< 3.74
TRY_MW-901S	Overburden	TRY_MW-901S	11/15/2022	**98.6**	**218**	**369**	**436**	**822**	**35.8**	< 1.91	< 1.91	< 1.91	< 1.91	< 1.91	< 3.83	< 3.83
TRY_MW-902B	Bedrock	TRY-MW-902B	11/15/2022	< 1.84	< 1.84	< 1.84	< 1.84	< 1.84	< 1.84	< 1.84	< 1.84	< 1.84	< 1.84	< 1.84	< 3.68	< 3.68
TRY_MW-902S	Overburden	TRY_MW-902S	11/15/2022	**30.7**	**54.1**	**79.6**	**62.6**	**53**	< 1.88	< 1.88	< 1.88	< 1.88	< 1.88	< 1.88	< 3.76	< 3.76
TRY_MW-903B	Bedrock	TRY_MW-903B	11/15/2022	**13.5**	**4.01**	< 2	< 2	< 2	< 2	< 2	< 2	< 2	< 2	< 2	< 3.99	< 3.99
TRY_MW-903S	Overburden	TRY_MW-903S	11/14/2022	**106**	**210**	**328**	**485**	**894**	**14**	< 1.82	< 1.82	< 1.82	< 1.82	< 1.82	< 3.64	< 3.64
TRY_MW-A28	Overburden	TRY_MW-A28	11/5/2018	**21**	**23**	< 20	< 20	< 20	< 20	< 20	< 20	< 20	< 20	< 20	---	---
		TRY_MW-A28	4/27/2020	< 1.96	**4.67**	**2.53**	**3.72**	**12.5**	< 1.96	< 1.96	< 1.96	< 1.96	< 1.96	< 1.96	< 3.92	< 3.92
		TRY_MW-A28	11/10/2022	**5.96**	**12.3**	**10.6**	**14.7**	**21.2**	**2.06**	< 1.91	< 1.91	< 1.91	< 1.91	< 1.91	< 3.82	< 3.82
TRY_MW-C6D	Overburden	TRY_MW-C6D	4/22/2020	**8.66**	**22.4**	**23.8**	**21.4**	**43.1**	< 1.77	**2.46**	< 1.77	< 1.77	< 1.77	< 1.77	< 3.53	< 3.53
		TRY_MW-C6D	11/2/2022	**10.4**	**29.3**	**32.3**	**28.8**	**40.5**	**2.1**	**2.45 F**	< 1.95	< 1.95	< 1.95	< 1.95	< 3.9	< 3.9
TRY_MW-C6S	Overburden	TRY_MW-C6S	10/31/2018	**47**	**150**	**160**	**190**	**420**	**12**	< 2	< 2	< 2	< 2	< 2	---	---
		TRY_MW-C6S DUP	10/31/2018	**53**	**140**	**170**	**190**	**440**	**9.6**	< 2	< 2	< 2	< 2	< 2	---	---
		TRY_MW-C6S	4/22/2020	**56.8**	**140**	**148**	**183**	**442**	**13.6**	< 1.84	< 1.84	< 1.84	< 1.84	< 1.84	< 3.68	< 3.68
		TRY_MW-C6S DUP	4/22/2020	**56.2**	**136 B***	**153**	**176**	**446**	**12.7**	< 1.82	< 1.82	< 1.82	< 1.82	< 1.82	< 3.64	< 3.64
		TRY_MW-C6S	11/2/2022	**63.8**	**129**	**137**	**202**	**374**	**27.7**	**2.58 F**	< 1.95	< 1.95	< 1.95	< 1.95	< 3.9	< 3.9
		TRY_MW-C6S DUP	11/2/2022	**60.1**	**124**	**141**	**184**	**364**	**27.2**	**2.31**	< 1.89	< 1.89	< 1.89	< 1.89	< 3.78	< 3.78
2022 Field Quality Control Samples																
EQUIP BLANK	Sample Pro/805	EQUIP BLANK	11/3/2022	< 1.85	< 1.85	< 1.85	< 1.85	< 1.85	< 1.85	< 1.85	< 1.85	< 1.85	< 1.85	< 1.85	< 3.69	< 3.69
	Water Level/205	EQUIP BLANK	11/15/2022	< 1.96	< 1.96	< 1.96	< 1.96	< 1.96	< 1.96	< 1.96	< 1.96	< 1.96	< 1.96	< 1.96	< 3.92	< 3.92
FIELD BLANK	N/A	FIELD BLANK-DYRNESS	11/1/2022	< 1.76	< 1.76	< 1.76	< 1.76	< 1.76	< 1.76	< 1.76	< 1.76	< 1.76	< 1.76	< 1.76	< 3.53	< 3.53
		FIELD BLANK-FULTON	11/1/2022	< 1.8	< 1.8	< 1.8	< 1.8	< 1.8	< 1.8	< 1.8	< 1.8	< 1.8	< 1.8	< 1.8	< 3.59	< 3.59
		FIELD BLANK-MURPHY	11/7/2022	< 1.81	< 1.81	< 1.81	< 1.81	< 1.81	< 1.81	< 1.81	< 1.81	< 1.81	< 1.81	< 1.81	< 3.62	< 3.62
		FIELD BLANK-BERGEN	11/7/2022	< 1.85	< 1.85	< 1.85	< 1.85	< 1.85	< 1.85	< 1.85	< 1.85	< 1.85	< 1.85	< 1.85	< 3.7	< 3.7

TABLE 6A
SUMMARY OF DETECTED PFAS COMPOUNDS IN GROUNDWATER SAMPLES
Troy Mills Landfill Superfund Site
Troy, New Hampshire

Monitoring Well ID	Geological Unit of Well Screen	Sample ID	Sampling Event Date	Perfluoroalkyl Sulfonic Acids								Fluorotelomers				Perfluoroalkane Sulfonamides (FASAs) and Sulfonamido Substances						
				Perfluorobutanesulfonic Acid (PFBS) [4S]	Perfluoropentanesulfonic Acid (PFPeS) [5S]	Perfluorohexanesulfonic Acid (PFHxS) [6S]	Perfluoroheptanesulfonic Acid (PFHpS) [7S]	Perfluorooctanesulfonic Acid (PFOS) [8S]	Perfluorononanesulfonic Acid (PFNS) [9S]	Perfluorodecanesulfonic Acid (PFDS) [10S]	Perfluorododecane sulfonate (PFDoDS)	1H,1H,2H,2H-Perfluorododecanesulfonic Acid (10:2FTS)	1H,1H,2H,2H-Perfluorodecanesulfonic Acid (8:2FTS)	1H,1H,2H,2H-Perfluorooctanesulfonic Acid (6:2FTS)	1H,1H,2H,2H-Perfluorohexanesulfonic Acid (4:2FTS)	Perfluorooctanesulfonamide (PFOSA)	N-Ethyl Perfluorooctanesulfonamidoacetic Acid (NEtFOSAA)	N-Methyl Perfluorooctanesulfonamidoacetic Acid (NMeFOSAA)	N-Ethyl Perfluorooctanesulfonamido Ethanol (NEtFOSE)	N-Methyl Perfluorooctanesulfonamido Ethanol (NMeFOSE)	N-Methyl Perfluorooctane Sulfonamide (NMeFOSA)	N-Ethyl Perfluorooctane Sulfonamide (NEtFOSA)
Cas No.				375-73-5	2706-91-4	355-46-4	375-92-8	1763-23-1	68259-12-1	335-77-3	79780-39-5	120226-60-0	39108-34-4	27619-97-2	757124-72-4	754-91-6	2991-50-6	2355-31-9	1691-99-2	24448-09-7	31506-32-8	4151-50-2
NHDES AGQS (ng/L) [2]				na	na	18	na	15	na	na	na	na	na	na	na	na	na	na	na	na	na	na
Established Site-Specific EPA Regional Screening Levels (RSLs) (ng/L) [3]				600	na	39.4	na	4	na	na	na	na	na	na	na	na	na	na	na	na	na	na
EPA Lifetime Drinking Water Health Advisory (ng/L) [4]				2,000	na	na	na	na	na	na	na	na	na	na	na	na	na	na	na	na	na	na
2022 EPA Interim Drinking Water Health Advisories (ng/L) [4]				na	na	na	na	0.02	na	na	na	na	na	na	na	na	na	na	na	na	na	na
Field Samples																						
TRY_MW-602B	Bedrock	TRY_MW-602B	10/30/2018	**9.9**	---	**4.8**	< 2	< 2	---	< 2	---	---	< 4	< 4	---	< 4	---	---	---	---	---	---
		TRY_MW-602B	4/24/2020	**6.36**	< 2.04	**4.45**	< 2.04	< 2.04	< 2.04	< 2.04	< 2.04	< 5.1	< 2.04	< 2.04	< 2.04	< 2.04	< 2.04	< 2.04	< 51	< 51	< 20.4	< 20.4
		TRY_MW-602B	11/7/2022	**8.66**	< 1.82	**4.4**	< 1.82	**4.11**	< 1.82	< 1.82	< 1.82	< 4.55	< 1.82	< 1.82	< 1.82	< 1.82	< 1.82	< 1.82	< 45.5	< 45.5	< 18.2	< 18.2
TRY_MW-701	Bedrock	TRY_MW-701	10/31/2018	< 2	---	< 2	< 2	< 2	---	< 2	---	---	< 4	< 4	---	< 4	---	---	---	---	---	---
		TRY_MW-701	4/21/2020	< 1.81	< 1.81	< 1.81	< 1.81	< 1.81	< 1.81	< 1.81	< 1.81	< 4.53	< 1.81	< 1.81	< 1.81	< 1.81	< 1.81	< 1.81	< 45.3	< 45.3	< 18.1	< 18.1
		TRY_MW-701	11/1/2022	< 1.85	< 1.85	< 1.85	< 1.85	< 1.85	< 1.85	< 1.85	< 1.85	< 4.63	< 1.85	< 1.85	< 1.85	< 1.85	< 1.85	< 1.85	< 46.3	< 46.3	< 18.5	< 18.5
TRY_MW-702D	Bedrock	TRY_MW-702D	4/22/2020	< 1.77	< 1.77	< 1.77	< 1.77	< 1.77	< 1.77	< 1.77	< 1.77	< 4.42	< 1.77	< 1.77	< 1.77	< 1.77	< 1.77	< 1.77	< 44.2	< 44.2	< 17.7	< 17.7
		TRY_MW-702D	11/2/2022	< 1.76	< 1.76	< 1.76	< 1.76	< 1.76	< 1.76	< 1.76	< 1.76	< 4.4	< 1.76	< 1.76	< 1.76	< 1.76	< 1.76	< 1.76	< 44	< 44	< 17.6	< 17.6
TRY_MW-702SX	Overburden	TRY_MW-702SX	4/22/2020	< 1.86	< 1.86	< 1.86	< 1.86	< 1.86	< 1.86	< 1.86	< 1.86	< 4.65	< 1.86	< 1.86	< 1.86	< 1.86	< 1.86	< 1.86	< 46.5	< 46.5	< 18.6	< 18.6
		TRY_MW-702SX	11/2/2022	< 1.83	< 1.83	< 1.83	< 1.83	< 1.83	< 1.83	< 1.83	< 1.83	< 4.58	< 1.83	< 1.83	< 1.83	< 1.83	< 1.83	< 1.83	< 45.8	< 45.8	< 18.3	< 18.3
TRY_MW-801	Overburden	TRY_MW-801	4/23/2020	**18.1**	< 1.82	**7.96**	< 1.82	**3.93 B***	< 1.82	< 1.82	< 1.82	< 4.54	< 1.82	< 1.82	< 1.82	< 1.82	< 1.82	< 1.82	< 45.4	< 45.4	< 18.2	< 18.2
		TRY_MW-801	11/4/2022	**24.5**	**1.89**	**10.4**	< 1.78	**4.99**	< 1.78	< 1.78	< 1.78	< 4.44	< 1.78	< 1.78	< 1.78	< 1.78	< 1.78	< 1.78	< 44.4	< 44.4	< 17.8	< 17.8
TRY_MW-802	Overburden	TRY_MW-802	4/23/2020	**20.5**	< 1.94	**10.6**	< 1.94	**4.32 B***	< 1.94	< 1.94	< 1.94	< 4.86	< 1.94	< 1.94	< 1.94	< 1.94	< 1.94	< 1.94	< 48.6	< 48.6	< 19.4	< 19.4
		TRY_MW-802	11/4/2022	**24.6**	< 1.88	**6.3**	< 1.88	**3.12**	< 1.88	< 1.88	< 1.88	< 4.71	< 1.88	**2.87**	< 1.88	< 1.88	< 1.88	< 1.88	< 47.1	< 47.1	< 18.8	< 18.8
TRY_MW-803	Overburden	TRY_MW-803	4/28/2020	**17.4**	**3.19**	**13**	< 2.67	**4.68**	< 2.67	< 2.67	< 2.67	< 6.68	< 2.67	< 2.67	< 2.67	< 2.67	< 2.67	< 2.67	< 66.8	< 66.8	< 26.7	< 26.7
		TRY_MW-803	11/1/2022	*Dry*																		
TRY_MW-804	Overburden	TRY_MW-804	11/6/2018	< 20	---	< 20	< 20	< 20	---	< 20	---	---	< 40	< 40	---	< 40	---	---	---	---	---	---
		TRY_MW-804 DUP	11/6/2018	**20**	---	< 20	< 20	**3.52**	---	< 20	---	---	< 40	< 40	---	< 40	---	---	---	---	---	---
		TRY_MW-804	4/28/2020	**22.8**	**2.99**	**8.63**	< 1.76	< 20	< 1.76	< 1.76	< 1.76	< 4.4	< 1.76	< 1.76	< 1.76	< 1.76	< 1.76	< 1.76	< 44	< 44	< 17.6	< 17.6
		TRY_MW-804 DUP	4/28/2020	**21.9**	**2.88**	**7.52**	< 1.8	**3.96**	< 1.8	< 1.8	< 1.8	< 4.5	< 1.8	< 1.8	< 1.8	< 1.8	< 1.8	< 1.8	< 45	< 45	< 18	< 18
		TRY_MW-804	11/1/2022	*Dry*																		
TRY_MW-805	Overburden	TRY_MW-805	11/2/2018	< 20	---	< 20	< 20	< 20	---	< 20	---	---	< 40	< 4	---	< 40	---	---	---	---	---	---
		TRY_MW-805	4/24/2020	**16.1**	**2.18**	**11**	< 2.1	**3.61 B***	< 2.1	< 2.1	< 2.1	< 5.25	< 2.1	< 2.1	< 2.1	< 2.1	< 2.1	< 2.1	< 52.5	< 52.5	< 21	< 21
		TRY_MW-805	11/3/2022	**11.5**	< 1.89	**4.89**	< 1.89	**2.88**	< 1.89	< 1.89	< 1.89	< 4.73	< 1.89	**3.45**	< 1.89	< 1.89	< 1.89	< 1.89	< 47.3	< 47.3	< 18.9	< 18.9
TRY_MW-901B	Bedrock	TRY-MW-901B	11/16/2022	**21.9**	**4.39**	**13.5**	< 1.87	**11.9**	< 1.87	< 1.87	< 1.87	< 4.67	< 1.87	**2.42**	< 1.87	< 1.87	< 1.87	**6.92 F**	< 46.7	< 46.7	< 18.7	< 18.7
TRY_MW-901S	Overburden	TRY_MW-901S	11/15/2022	**35**	**4.18**	**17.4**	< 1.91	**3.84**	< 1.91	< 1.91	< 1.91	< 4.79	< 1.91	**3.36**	< 1.91	< 1.91	< 1.91	< 1.91	< 47.9	< 47.9	< 19.1	< 19.1
TRY_MW-902B	Bedrock	TRY-MW-902B	11/15/2022	< 1.84	< 1.84	< 1.84	< 1.84	< 1.84	< 1.84	< 1.84	< 1.84	< 4.6	< 1.84	< 1.84	< 1.84	< 1.84	< 1.84	< 1.84	< 46	< 46	< 18.4	< 18.4
TRY_MW-902S	Overburden	TRY_MW-902S	11/15/2022	**6.67**	< 1.88	< 1.88	< 1.88	< 1.88	< 1.88	< 1.88	< 1.88	< 4.7	< 1.88	**2.19**	< 1.88	< 1.88	< 1.88	< 1.88	< 47	< 47	< 18.8	< 18.8
TRY_MW-903B	Bedrock	TRY_MW-903B	11/15/2022	< 2	< 2	< 2	< 2	< 2	< 2	< 2	< 2	< 4.99	< 2	**5.48**	< 2	< 2	< 2	< 2	< 49.9	< 49.9	< 20	< 20
TRY_MW-903S	Overburden	TRY_MW-903S	11/14/2022	**33.3**	**3.19**	**11.6**	< 1.82	**10.1**	< 1.82	< 1.82	< 1.82	< 4.55	< 1.82	< 1.82	< 1.82	< 1.82	< 1.82	< 1.82	< 45.5	< 45.5	< 18.2	< 18.2
TRY_MW-A28	Overburden	TRY_MW-A28	11/5/2018	< 20	---	< 20	< 20	< 20	---	< 20	---	---	< 40	< 4	---	< 40	---	---	---	---	---	---
		TRY_MW-A28	4/27/2020	< 1.96	< 1.96	< 1.96	< 1.96	< 1.96	< 1.96	< 1.96	< 1.96	< 4.9	< 1.96	< 1.96	< 1.96	< 1.96	< 1.96	< 1.96	< 49	< 49	< 19.6	< 19.6
		TRY_MW-A28	11/10/2022	< 1.91	< 1.91	< 1.91	< 1.91	**2.33**	< 1.91	< 1.91	< 1.91	< 4.77	< 1.91	< 1.91	< 1.91	< 1.91	< 1.91	< 1.91	< 47.7	< 47.7	< 19.1	< 19.1
TRY_MW-C6D	Overburden	TRY_MW-C6D	4/22/2020	< 1.77	< 1.77	< 1.77	< 1.77	< 1.77	< 1.77	< 1.77	< 1.77	< 4.42	< 1.77	< 1.77	< 1.77	< 1.77	< 1.77	< 1.77	< 44.2	< 44.2	< 17.7	< 17.7
		TRY_MW-C6D	11/2/2022	< 1.95	< 1.95	< 1.95	< 1.95	< 1.95	< 1.95	< 1.95	< 1.95	< 4.88	< 1.95	< 1.95	< 1.95	< 1.95	< 1.95	< 1.95	< 48.8	< 48.8	< 19.5	< 19.5
TRY_MW-C6S	Overburden	TRY_MW-C6S	10/31/2018	**7.9**	---	**11**	< 2	**3.8**	---	< 2	---	---	< 4	< 4	---	< 4	---	---	---	---	---	---
		TRY_MW-C6S DUP	10/31/2018	**8.1**	---	**11**	< 2	**4.3**	---	< 2	---	---	< 4	< 4	---	< 4	---	---	---	---	---	---
		TRY_MW-C6S	4/22/2020	**7.76**	**1.91**	**11.2**	< 1.84	**5.15**	< 1.84	< 1.84	< 1.84	< 4.6	< 1.84	< 1.84	< 1.84	< 1.84	< 1.84	< 1.84	< 46	< 46	< 18.4	< 18.4
		TRY_MW-C6S DUP	4/22/2020	**7.89**	< 1.82	**10.9**	< 1.82	**4.36**	< 1.82	< 1.82	< 1.82	< 4.54	< 1.82	< 1.82	< 1.82	< 1.82	< 1.82	< 1.82	< 45.4	< 45.4	< 18.2	< 18.2
		TRY_MW-C6S	11/2/2022	**9.86**	**1.95**	**10.7**	< 1.95	**8.42**	< 1.95	< 1.95	< 1.95	< 4.87	< 1.95	< 1.95	< 1.95	< 1.95	< 1.95	< 1.95	< 48.7	< 48.7	< 19.5	< 19.5
		TRY_MW-C6S DUP	11/2/2022	**10.8**	**2.24**	**11.1**	< 1.89	**8.21**	< 1.89	< 1.89	< 1.89	< 4.73	< 1.89	**2.61**	< 1.89	< 1.89	< 1.89	< 1.89	< 47.3	< 47.3	< 18.9	< 18.9
2022 Field Quality Control Samples																						
EQUIP BLANK	Sample Pro/805	EQUIP BLANK	11/3/2022	< 1.85	< 1.85	< 1.85	< 1.85	< 1.85	< 1.85	< 1.85	< 1.85	< 4.62	< 1.85	< 1.85	< 1.85	< 1.85	< 1.85	< 1.85	< 46.2	< 46.2	< 18.5	< 18.5
	Water Level/205	EQUIP BLANK	11/15/2022	< 1.96	< 1.96	< 1.96	< 1.96	< 1.96	< 1.96	< 1.96	< 1.96	< 4.9	< 1.96	< 1.96	< 1.96	< 1.96	< 1.96	< 1.96	< 49	< 49	< 19.6	< 19.6
FIELD BLANK	N/A	FIELD BLANK-DYRNESS	11/1/2022	< 1.76	< 1.76	< 1.76	< 1.76	< 1.76	< 1.76	< 1.76	< 1.76	< 4.41	< 1.76	< 1.76	< 1.76	< 1.76	< 1.76	< 1.76	< 44.1	< 44.1	< 17.6	< 17.6
		FIELD BLANK-FULTON	11/1/2022	< 1.8	< 1.8	< 1.8	< 1.8	< 1.8	< 1.8	< 1.8	< 1.8	< 4.49	< 1.8	< 1.8	< 1.8	< 1.8	< 1.8	< 1.8	< 44.9	< 44.9	< 18	< 18
		FIELD BLANK-MURPHY	11/7/2022	< 1.81	< 1.81	< 1.81	< 1.81	< 1.81	< 1.81	< 1.81	< 1.81	< 4.52	< 1.81	< 1.81	< 1.81	< 1.81	< 1.81	< 1.81	< 45.2	< 45.2	< 18.1	< 18.1
		FIELD BLANK-BERGEN	11/7/2022	< 1.85	< 1.85	< 1.85	< 1.85	< 1.85	< 1.85	< 1.85	< 1.85	< 4.62	< 1.85	< 1.85	< 1.85	< 1.85	< 1.85	< 1.85	< 46.2	< 46.2	< 18.5	< 18.5

TABLE 6A
SUMMARY OF DETECTED PFAS COMPOUNDS IN GROUNDWATER SAMPLES
Troy Mills Landfill Superfund Site
Troy, New Hampshire

Monitoring Well ID	Geological Unit of Well Screen	Sample ID	Sampling Event Date	Ether Carboxylic Acids		Additional Substances						Parameter Calculations			
				2,3,3,3-Tetrafluoro-2-[1,1,2,2,3,3,3-Heptafluoropropoxy]-Propanoic Acid (HFPO-DA)	4,8-Dioxa-3h-Perfluorononanoic Acid (ADONA)	9-Chlorohexadecafluoro-3-Oxanone-1-Sulfonic Acid (9Cl-PF3ONS)	11-Chloroeicosafluoro-3-Oxaundecane-1-Sulfonic Acid (11Cl-PF3OUdS)	Perfluoro-3-methoxypropanoic acid (PFMPA)	Perfluoro-4-Methoxybutanoic Acid (PFMBA)	Perfluoro(2-Ethoxyethane)Sulfonic Acid (PFEESA)	Nonafluoro-3,6-Dioxaheptanoic Acid (NFDHA)	**Total PFOA + PFOS [1]**	**Total Measured PFAS**	**% PFOA vs. Total PFOA+PFOS**	**% PFOA + PFOS vs. Total PFAS**
			Cas No.	13252-13-6	919005-14-4	756426-58-1	763051-92-9	377-73-1	863090-89-5	113507-82-7	151772-58-6				
			NHDES AGQS (ng/L) [2]	na	na	na	na	*na*	*na*	na	na	na	na	na	na
			Established Site-Specific EPA Regional Screening Levels (RSLs) (ng/L) [3]	na	na	na	na	*na*	*na*	na	na	na	na	na	na
			EPA Lifetime Drinking Water Health Advisory (ng/L) [4]	10	na	na	na	*na*	*na*	na	na	na	na	na	na
			2022 EPA Interim Drinking Water Health Advisories (ng/L) [4]	na	na	na	na	*na*	*na*	na	na	na	na	na	na
Field Samples															
TRY_MW-602B	Bedrock	TRY_MW-602B	10/30/2018	---	---	---	---	---	---	---	---	ND	675.40	N/A	N/A
		TRY_MW-602B	4/24/2020	< 51	< 2.04	< 2.04	< 2.04	---	---	---	---	ND	523.18	N/A	N/A
		TRY_MW-602B	11/7/2022	< 45.5	< 1.82	< 1.82	< 1.82	< 1.82	< 1.82	< 1.82	< 1.82	170.11	468.64	98%	36%
TRY_MW-701	Bedrock	TRY_MW-701	10/31/2018	---	---	---	---	---	---	---	---	ND	3.70	N/A	N/A
		TRY_MW-701	4/21/2020	< 45.3	< 1.81	< 1.81	< 1.81	---	---	---	---	ND	3.02	N/A	N/A
		TRY_MW-701	11/1/2022	< 46.3	< 1.85	< 1.85	< 1.85	< 1.85	< 1.85	< 1.85	< 1.85	ND	5.49	N/A	N/A
TRY_MW-702D	Bedrock	TRY_MW-702D	4/22/2020	< 44.2	< 1.77	< 1.77	< 1.77	---	---	---	---	ND	10.38	N/A	N/A
		TRY_MW-702D	11/2/2022	< 44	< 1.76	< 1.76	< 1.76	< 1.76	< 1.76	< 1.76	< 1.76	ND	7.72	N/A	N/A
TRY_MW-702SX	Overburden	TRY_MW-702SX	4/22/2020	< 46.5	< 1.86	< 1.86	< 1.86	---	---	---	---	ND	ND	N/A	N/A
		TRY_MW-702SX	11/2/2022	< 45.8	< 1.83	< 1.83	< 1.83	< 1.83	< 1.83	< 1.83	< 1.83	ND	ND	N/A	N/A
TRY_MW-801	Overburden	TRY_MW-801	4/23/2020	< 45.4	< 1.82	< 1.82	< 1.82	---	---	---	---	ND	39.47	N/A	N/A
		TRY_MW-801	11/4/2022	< 44.4	< 1.78	< 1.78	< 1.78	< 1.78	< 1.78	< 1.78	< 1.78	606.99	1423.56	99%	43%
TRY_MW-802	Overburden	TRY_MW-802	4/23/2020	< 48.6	< 1.94	< 1.94	< 1.94	---	---	---	---	ND	40.98	N/A	N/A
		TRY_MW-802	11/4/2022	< 47.1	< 1.88	< 1.88	< 1.88	< 1.88	< 1.88	< 1.88	< 1.88	303.12	1026.44	99%	30%
TRY_MW-803	Overburden	TRY_MW-803	4/28/2020	< 66.8	< 2.67	< 2.67	< 2.67	---	---	---	---	591.68	1579.77	99%	37%
		TRY_MW-803	11/1/2022	*Dry*								ND	ND	N/A	N/A
TRY_MW-804	Overburden	TRY_MW-804	11/6/2018	---	---	---	---	---	---	---	---	ND	1800.00	N/A	N/A
		TRY_MW-804 DUP	11/6/2018	---	---	---	---	---	---	---	---	425.52	1478.34	99%	29%
		TRY_MW-804	4/28/2020	< 44	< 1.76	< 1.76	< 1.76	---	---	---	---	ND	1769.42	N/A	N/A
		TRY_MW-804 DUP	4/28/2020	< 45	< 1.8	< 1.8	< 1.8	---	---	---	---	427.96	1413.14	99%	30%
		TRY_MW-804	11/1/2022	*Dry*								ND	ND	N/A	N/A
TRY_MW-805	Overburden	TRY_MW-805	11/2/2018	---	---	---	---	---	---	---	---	ND	615.00	N/A	N/A
		TRY_MW-805	4/24/2020	< 52.5	< 2.1	< 2.1	< 2.1	---	---	---	---	ND	37.10	N/A	N/A
		TRY_MW-805	11/3/2022	< 47.3	< 1.89	< 1.89	< 1.89	< 1.89	< 1.89	< 1.89	< 1.89	220.88	702.62	99%	31%
TRY_MW-901B	Bedrock	TRY-MW-901B	11/16/2022	< 46.7	< 1.87	< 1.87	< 1.87	< 1.87	< 1.87	< 1.87	< 1.87	437.9	1220.61	97%	36%
TRY_MW-901S	Overburden	TRY_MW-901S	11/15/2022	< 47.9	< 1.91	< 1.91	< 1.91	< 1.91	< 1.91	< 1.91	< 1.91	825.84	2043.18	100%	40%
TRY_MW-902B	Bedrock	TRY-MW-902B	11/15/2022	< 46	< 1.84	< 1.84	< 1.84	< 1.84	< 1.84	< 1.84	< 1.84	ND	ND	N/A	N/A
TRY_MW-902S	Overburden	TRY_MW-902S	11/15/2022	< 47	< 1.88	< 1.88	< 1.88	< 1.88	< 1.88	< 1.88	< 1.88	ND	288.86	N/A	N/A
TRY_MW-903B	Bedrock	TRY_MW-903B	11/15/2022	< 49.9	< 2	< 2	< 2	< 2	< 2	< 2	< 2	ND	22.99	N/A	N/A
TRY_MW-903S	Overburden	TRY_MW-903S	11/14/2022	< 45.5	< 1.82	< 1.82	< 1.82	< 1.82	< 1.82	< 1.82	< 1.82	904.1	2095.19	99%	43%
TRY_MW-A28	Overburden	TRY_MW-A28	11/5/2018	---	---	---	---	---	---	---	---	ND	44.00	N/A	N/A
		TRY_MW-A28	4/27/2020	< 49	< 1.96	< 1.96	< 1.96	---	---	---	---	ND	23.42	N/A	N/A
		TRY_MW-A28	11/10/2022	< 47.7	< 1.91	< 1.91	< 1.91	< 1.91	< 1.91	< 1.91	< 1.91	23.53	69.15	90%	34%
TRY_MW-C6D	Overburden	TRY_MW-C6D	4/22/2020	< 44.2	< 1.77	< 1.77	< 1.77	---	---	---	---	ND	121.82	N/A	N/A
		TRY_MW-C6D	11/2/2022	< 48.8	< 1.95	< 1.95	< 1.95	< 1.95	< 1.95	< 1.95	< 1.95	ND	143.40	N/A	N/A
TRY_MW-C6S	Overburden	TRY_MW-C6S	10/31/2018	---	---	---	---	---	---	---	---	423.8	1001.70	99%	42%
		TRY_MW-C6S DUP	10/31/2018	---	---	---	---	---	---	---	---	444.3	1026.00	99%	43%
		TRY_MW-C6S	4/22/2020	< 46	< 1.84	< 1.84	< 1.84	---	---	---	---	447.15	1009.42	99%	44%
		TRY_MW-C6S DUP	4/22/2020	< 45.4	< 1.82	< 1.82	< 1.82	---	---	---	---	450.36	867.05	99%	52%
		TRY_MW-C6S	11/2/2022	< 48.7	< 1.95	< 1.95	< 1.95	< 1.95	< 1.95	< 1.95	< 1.95	382.42	964.43	98%	40%
		TRY_MW-C6S DUP	11/2/2022	< 47.3	< 1.89	< 1.89	< 1.89	< 1.89	< 1.89	< 1.89	< 1.89	372.21	937.57	98%	40%
2022 Field Quality Control Samples															
EQUIP BLANK	Sample Pro/805	EQUIP BLANK	11/3/2022	< 46.2	< 1.85	< 1.85	< 1.85	< 1.85	< 1.85	< 1.85	< 1.85	ND	ND	N/A	N/A
	Water Level/205	EQUIP BLANK	11/15/2022	< 49	< 1.96	< 1.96	< 1.96	< 1.96	< 1.96	< 1.96	< 1.96	ND	ND	N/A	N/A
FIELD BLANK	N/A	FIELD BLANK-DYRNESS	11/1/2022	< 44.1	< 1.76	< 1.76	< 1.76	---	---	---	---	ND	ND	N/A	N/A
		FIELD BLANK-FULTON	11/1/2022	< 44.9	< 1.8	< 1.8	< 1.8	< 1.8	< 1.8	< 1.8	< 1.8	ND	ND	N/A	N/A
		FIELD BLANK-MURPHY	11/7/2022	< 45.2	< 1.81	< 1.81	< 1.81	---	---	---	---	ND	ND	N/A	N/A
		FIELD BLANK-BERGEN	11/7/2022	< 46.2	< 1.85	< 1.85	< 1.85	< 1.81	< 1.81	< 1.81	< 1.81	ND	ND	N/A	N/A

TABLE KEY:

PFAS = per- and polyfluoroalkyl substances

[4] = Number of fluorinated carbon chains for perfluorinated carboxylic acids

[4S] = Number of fluorinated carbon chains for perfluorinated sulfonic acids

EPA SLs = Screening levels provided by the United States Environmental Protection Agency, refer to text for more information

NHDES = New Hampshire Department of Environmental Services

AGQS = Ambient Groundwater Quality Standards included in Env-Or 600 - Contaminated Site Management (Env-Or 603.03)

na = no current standard available

N/A = not applicable

ND = not detected above the laboratory reporting limit

B = indicates the analyte was detected above the reporting limit in the associated method blank, see laboratory report for further explanation

B* = data qualified by GZA because the analyte was detected in the associated trip blank, field blank, and/or equipment blank.

F = The ratio of quantifier ion response to qualifier ion response falls outside of the laboratory criteria. Results are considered to be an estimated maximum concentration.

U = indicates that the concentration was not detected

< = analyte not detected above the laboratory reporting limit

ng/L = nanograms per liter

Bold indicates that the concentration was detected above the laboratory reporting detection limit

Blue shading indicates the concentration exceeds the 2022 EPA Interim Drinking Water Health Advisories

Grey shading indicates the concentration exceeds the New Hampshire MCL/AGQS and the 2022 EPA Regional Screening Level (if applicable) with the exception of PFHxS

Green shading indicates the concentration exceeds the 2022 EPA Regional Screening Level (if applicable)

Purple shading indicates the concentration exceeds the EPA Lifetime Drinking Water Health Advisories

Orange shading indicates the most recent round of sampling data

GENERAL NOTES:

* GZA collected the November 2022 samples for PFAS analysis and submitted the samples to Alpha Analytical Inc., of Mansfield, Massachusetts for analysis by US EPA Method 537 (modified) with isotope dilution.
* All concentrations reported in nanograms per liter (ng/L) which are roughly equivalent to parts per trillion (ppt).
* A total of 40 PFAS compounds were measured by the analyses. The presence or absence of other additional compounds has not been confirmed.
* During 2016, initial screening levels of 40 ng/L for PFOA and PFOS and 40,000 ng/L for Perfluorobutanesulfonic Acid (PFBS) were established by EPA to determine if the compounds are present at a Site and may warrant further attention.
* During May 2016, EPA issued a Lifetime Drinking Water Health Advisory (EPA Health Advisory) level of 70 ng/L for PFOA, PFOS, and for both PFOA and PFOS combined where these chemicals are present together.

SPECIFIC NOTES:

1. Total PFOA & PFOS indicates the sum of the detected concentrations of Perfluorooctanoic Acid (PFOA) and Perfluorooctanesulfonic Acid (PFOS).
2. Effective July 23, 2020, New Hampshire established AGQS for PFOA (12 ng/L), PFOS (15 ng/L), perfluorononanoic acid (PFNA, 11 ng/L), and perfluorohexane sulfonic acid (PFHxS, 18 ng/L).
3. In August 2022, EPA issued new Site-specific Regional Screening Levels for PFOA, PFOS, PFNA, PFBS, PFHxS, and HPO-DA for Tap Water based on a Noncancer Child Screening Level Hazard Index of 0.1.
4. On June 15, 2022, EPA issued new Interim Drinking Water Health Advisories for PFOA (0.004 ng/L) and PFOS (0.02 ng/L). Additionally, EPA issued final Lifetime Drinking Water Health Advisories for PFBS (2,000 ng/L) and HFPO-DA or "GenX Chemicals" (10 ng/L).

TABLE 6B - SUMMARY OF DETECTED PFAS COMPOUNDS IN SOIL SAMPLES
Troy Mills Landfill Superfund Site
Troy, New Hampshire

Monitoring Well ID	Stratigraphic Unit	Sample ID	Sample Date	Perfluoroalkyl Carboxylic Acids													Perfluoroalkyl Sulfonic Acids							
				Perfluorobutanoic acid (PFBA) [4]	Perfluoropentanoic Acid (PFPeA) [5]	Perfluorohexanoic Acid (PFHxA) [6]	Perfluoroheptanoic Acid (PFHpA) [7]	Perfluorooctanoic Acid (PFOA) [8]	Perfluorononanoic Acid (PFNA) [9]	Perfluorodecanoic Acid (PFDA) [10]	Perfluoroundecanoic Acid (PFUnA) [11]	Perfluorododecanoic Acid (PFDoA) [12]	Perfluorotridecanoic Acid (PFTrDA) [13]	Perfluorotetradecanoic Acid (PFTA) [14]	Perfluorohexadecanoic Acid (PFHxDA) [16]	Perfluorooctadecanoic Acid (PFODA) [18]	Perfluorobutanesulfonic Acid (PFBS) [4S]	Perfluoropentanesulfonic Acid (PFPeS) [5S]	Perfluorohexanesulfonic Acid (PFHxS) [6S]	Perfluoroheptanesulfonic Acid (PFHpS) [7S]	Perfluorooctanesulfonic Acid (PFOS) [8S]	Perfluorononanesulfonic Acid (PFNS) [9S]	Perfluorodecane Sulfonate (PFDS) [10S]	Perfluorododecane Sulfonic Acid (PFDoDS) [12S]
			CAS	375-22-4	2706-90-3	307-24-4	375-85-9	335-67-1	375-95-1	335-76-2	2058-94-8	307-55-1	72629-94-8	376-06-7	67905-19-5	16517-11-6	375-73-5	2706-91-4	355-46-4	375-92-8	1763-23-1	335-77-3	335-77-3	79780-39-5
		EPA Resident Risk-Based RSL for Soil[1] (ng/g)		*na*	*na*	*na*	*na*	19	19	*na*	*na*	*na*	*na*	*na*	*na*	*na*	1,900	*na*	126	*na*	12.6	*na*	*na*	*na*
Field Samples - Soil (ng/g)																								
TRY_MW-601B	Shallow Overburden	TRY_MW-601B 1	9/19/2022	<0.511	<0.511	<0.511	<0.255	**1.14 B***	**1.47**	**6.52**	**1.56**	**2.29**	**0.585**	**0.766**	<2.55	<2.55	<0.255	<1.02	<0.255	<0.511	**8.41 B***	<1.02	**2.25**	<1.02
	Overburden	TRY_MW-601B 2	9/19/2022	<0.490	<0.490	<0.490	<0.245	**0.502 B***	<0.245	<0.245	<0.490	<0.490	<0.490	<0.490	<2.45	<2.45	<0.245	<0.980	<0.245	<0.490	<0.245	<0.980	<0.490	<0.980
	Overburden	TRY_MW-601B 3	9/19/2022	<0.537	<0.537	<0.537	<0.268	<0.268	<0.268	<0.268	<0.537	<0.537	<0.537	<0.537	<7.39	<7.39	<0.268	<1.07	<0.268	<0.537	<0.268	<1.07	<0.537	<2.96
TRY_MW-901S	Shallow Overburden	TRY_MW-901S 1	10/28/2022	<0.518	<0.518	**0.890**	**1.04**	**2.76**	**1.76**	**11.8**	**4.10**	**6.52**	**1.61**	**2.23**	<2.59	<2.59	<0.259	<1.04	<0.259	<0.518	**4.41**	<1.04	<0.518	<1.04
	Landfill	TRY_MW-901S 2	10/28/2022	<0.575	<0.575	<0.575	**0.340**	**0.607**	<0.288	<0.288	<0.575	<0.575	<0.575	<0.575	<2.88	<2.88	<0.288	<1.15	<0.288	<0.575	<0.288	<1.15	<0.575	<1.15
		TRY_MW-901S 2 DUP		<0.520	<0.520	<0.520	**0.303**	**0.487**	<0.260	<0.260	<0.520	<0.520	<0.520	<0.520	<2.60	<2.60	<0.260	<1.04	<0.260	<0.520	<0.260	<1.04	<0.520	<1.04
	Overburden	TRY_MW-901S 3	10/28/2022	<0.467	<0.467	<0.467	<0.233	<0.233	<0.233	<0.233	<0.467	<0.467	<0.467	<0.467	<2.33	<2.33	<0.233	<0.934	<0.233	<0.467	<0.233	<0.934	<0.467	<0.934
TRY_MW-902B	Shallow Overburden	TRY_MW-902B 1	10/22/2022	<0.476	<0.476	<0.476	<0.238	**0.293**	**0.319**	**1.75**	**0.709**	**0.612**	<0.476	<0.476	<2.38	<2.38	<0.238	<0.951	<0.238	<0.476	**0.652**	<0.951	<0.476	<0.951
	Landfill	TRY_MW-902B 2	10/22/2022	<0.524	<0.524	<0.524	**0.368**	<0.262	<0.262	<0.262	<0.524	<0.524	<0.524	<0.524	<2.62	<2.62	<0.262	<1.05	<0.262	<0.524	<0.262	<1.05	<0.524	<1.05
	Overburden	TRY_MW-902B 3	10/22/2022	<0.531	<0.531	<0.531	<0.266	<0.266	<0.266	<0.266	<0.531	<0.531	<0.531	<0.531	<2.66	<2.66	<0.266	<1.06	<0.266	<0.531	<0.266	<1.06	<0.531	<1.06
		NHDES AGQS [2] (ng/L)		*na*	*na*	*na*	*na*	12	11	*na*	*na*	*na*	*na*	*na*	*na*	*na*	*na*	*na*	18	*na*	15	*na*	*na*	*na*
Field Quality Control Samples - Aqueous (ng/L)																								
N/A		FIELD BLANK - DYRNESS	9/19/2022	<1.90	<1.90	<1.90	<1.90	<1.90	<1.90	<1.90	<1.90	<1.90	<1.90	<1.90	<3.80	<3.80	<1.90	<1.90	<1.90	<1.90	<1.90	<1.90	<1.90	<1.90
		EQUIP BLANK	9/19/2022	<1.89	<1.89	<1.89	<1.89	<1.89	<1.89	<1.89	<1.89	<1.89	<1.89	<1.89	<3.79	<3.79	<1.89	<1.89	<1.89	<1.89	<1.89	<1.89	<1.89	<1.89
		DRILL WATER - Drilex Shop	9/19/2022	**2.43**	**2.09**	<1.83	<1.83	**4.39**	<1.83	<1.83	<1.83	<1.83	<1.83	<1.83	<3.65	<3.65	**2.81**	<1.83	**1.87**	<1.83	**4.07**	<1.83	<1.83	<1.83
		DRILL WATER - Rockwood Pond	9/21/2022	<1.92	<1.92	<1.92	<1.92	<1.92	<1.92	<1.92	<1.92	<1.92	<1.92	<1.92	<3.84	<3.84	<1.92	<1.92	<1.92	<1.92	<1.92	<1.92	<1.92	<1.92

TABLE 6B - SUMMARY OF DETECTED PFAS COMPOUNDS IN SOIL SAMPLES
Troy Mills Landfill Superfund Site
Troy, New Hampshire

Monitoring Well ID	Stratigraphic Unit	Sample ID	Sample Date	Fluorotelomers				Perfluoroalkane Sulfonamides (FASAs) and Sulfonamido Substances							Ether Carboxylic Acids		Additional Substances					
				4:2 Fluorotelomer Sulfonate (4:2FTS)	6:2 Fluorotelomer Sulfonate (6:2 FtS)	8:2 Fluorotelomer Sulfonate (8:2 FtS)	10:2 Fluorotelomer Sulfonate (10:2FTS)	Perfluorooctane Sulfonamide (FOSA)	N-Ethyl Perfluorooctane Sulfonamide (NEtFOSA)	N-Methyl Perfluorooctane Sulfonamide (NMeFOSA)	N-Ethyl Perfluorooctanesulfonamido Ethanol (NEtFOSE)	N-Methyl Perfluorooctanesulfonamido Ethanol (NMeFOSE)	N-Ethyl Perfluorooctanesulfonamidoacetic Acid (NEtFOSAA)	N-Methyl Perfluorooctanesulfonamidoacetic Acid (NMeFOSAA)	2,3,3,3-Tetrafluoro-2-[1,1,2,2,3,3,3-Heptafluoropropoxy]-Propanoic Acid (HFPO-DA)	4,8-Dioxa-3h-Perfluorononanoic Acid (ADONA)	9-Chlorohexadecafluoro-3-Oxanone-1-Sulfonic Acid (9Cl-PF3ONS)	11-Chloroeicosafluoro-3-Oxaundecane-1-Sulfonic Acid (11Cl-PF3OUdS)	Perfluoro-3-Methoxypropanoic Acid (PFMPA)	Perfluoro-4-Methoxybutanic Acid (PFMBA)	Perfluoro (2-Ethoxyethane) Sulfonic Acid (PFEESA)	Nonafluoro-3,6-Dioxaheptanoic Acid (NFDHA)
			CAS	757124-72-4	27619-97-2	39108-34-4	120226-60-0	754-91-6	4151-50-2	31506-32-8	1691-99-2	24448-09-7	2991-50-6	2355-31-9	13252-13-6	919005-14-4	756426-58-1	763051-92-9	377-73-1	863090-89-5	113507-82-7	151772-58-6
		EPA Resident Risk-Based RSL for Soil[1] (ng/g)		*na*	*na*	*na*	*na*	*na*	*na*	*na*	*na*	*na*	*na*	*na*	23	*na*	*na*	*na*	*na*	*na*	*na*	*na*
Field Samples - Soil (ng/g)																						
TRY_MW-601B	Shallow Overburden	TRY_MW-601B 1	9/19/2022	<1.02	<0.511	<0.511	<1.02	<0.511	<1.02	<1.02	<2.04	<2.04	**0.613**	<0.511	<10.2	<1.02	<1.02	<1.02	<1.02	<1.02	<1.02	<1.02
	Overburden	TRY_MW-601B 2	9/19/2022	<0.980	<0.490	<0.490	<0.980	<0.490	<0.980	<0.980	<1.96	<1.96	<0.490	<0.490	<9.80	<0.980	<0.980	<0.980	<0.980	<0.980	<0.980	<0.980
	Overburden	TRY_MW-601B 3	9/19/2022	<1.07	<0.537	<0.537	<1.07	<0.537	<1.07	<1.07	<2.15	<2.15	<0.537	<0.537	<10.7	<1.07	<1.07	<1.07	<1.07	<1.07	<1.07	<1.07
TRY_MW-901S	Shallow Overburden	TRY_MW-901S 1	10/28/2022	<1.04	<0.518	<0.518	<1.04	<0.518	<1.04	<1.04	<2.07	<2.07	**2.22**	**0.686**	<10.4	<1.04	<1.04	<1.04	<1.04	<1.04	<1.04	<1.04
	Landfill	TRY_MW-901S 2	10/28/2022	<1.15	<0.575	<0.575	<1.15	<0.575	<1.15	<1.15	<2.30	<2.30	<0.575	<0.575	<11.5	<1.15	<1.15	<1.15	<1.15	<1.15	<1.15	<1.15
		TRY_MW-901S 2 DUP		<1.04	<0.520	<0.520	<1.04	<0.520	<1.04	<1.04	<2.08	<2.08	<0.520	<0.520	<10.4	<1.04	<1.04	<1.04	<1.04	<1.04	<1.04	<1.04
	Overburden	TRY_MW-901S 3	10/28/2022	<0.934	<0.467	<0.467	<0.934	<0.467	<0.934	<0.934	<1.87	<1.87	<0.467	<0.467	<9.34	<0.934	<0.934	<0.934	<0.934	<0.934	<0.934	<0.934
TRY_MW-902B	Shallow Overburden	TRY_MW-902B 1	10/22/2022	<0.951	<0.476	<0.476	<0.951	<0.476	<0.951	<0.951	<1.90	<1.90	<0.476	<0.476	<9.51	<0.951	<0.951	<0.951	<0.951	<0.951	<0.951	<0.951
	Landfill	TRY_MW-902B 2	10/22/2022	<1.05	<0.524	<0.524	<1.05	<0.524	<1.05	<1.05	<2.09	<2.09	<0.524	<0.524	<10.5	<1.05	<1.05	<1.05	<1.05	<1.05	<1.05	<1.05
	Overburden	TRY_MW-902B 3	10/22/2022	<1.06	<0.531	<0.531	<1.06	<0.531	<1.06	<1.06	<2.12	<2.12	<0.531	<0.531	<10.6	<1.06	<1.06	<1.06	<1.06	<1.06	<1.06	<1.06
		NHDES AGQS[2] (ng/L)		*na*	*na*	*na*	*na*	*na*	*na*	*na*	*na*	*na*	*na*	*na*	*na*	*na*	*na*	*na*	*na*	*na*	*na*	*na*
Field Quality Control Samples - Aqueous (ng/L)																						
N/A		FIELD BLANK - DYRNESS	9/19/2022	<1.90	<1.90	<1.90	<4.75	<1.90	N/A Q	N/A Q	N/A Q	N/A Q	<1.90	<1.90	<47.5	<1.90	<1.90	<1.90	<1.90	<1.90	<1.90	<1.90
		EQUIP BLANK	9/19/2022	<1.89	<1.89	<1.89	<4.73	<1.89	<19.2	<19.2	<48.0	<48.0	<1.89	<1.89	<47.3	<1.89	<1.89	<1.89	<1.89	<1.89	<1.89	<1.89
		DRILL WATER - Drilex Shop	9/19/2022	<1.83	<1.83	<1.83	<4.57	<1.83	<18.5	<18.5	<46.2	<46.2	<1.83	<1.83	<45.7	<1.83	<1.83	<1.83	<1.83	<1.83	<1.83	<1.83
		DRILL WATER - Rockwood Pond	9/21/2022	<1.92	<1.92	<1.92	<4.81	<1.92	<19.0	<19.0	<47.5	<47.5	<1.92	<1.92	<48.1	<1.92	<1.92	<1.92	<1.92	<1.92	<1.92	<1.92

TABLE 6B - SUMMARY OF DETECTED PFAS COMPOUNDS IN SOIL SAMPLES
Troy Mills Landfill Superfund Site
Troy, New Hampshire

TABLE KEY:
NHDES = New Hampshire Department of Environmental Services
PFAS = per- and polyfluoroalkyl substances
[4] = Number of fluorinated carbon chains for perfluorinated carboxylic acids
[4S] = Number of fluorinated carbon chains for perfluorinated sulfonates
AGQS = Ambient Groundwater Quality Standards included in Env-Or 600 - Contaminated Site Management (Env-Or 603.03)
na = no current standard available
ns = not sampled
N/A = not applicable
Q = indicates that the concentration has been qualified by the laboratory, see laboratory report for explanation
< = analyte not detected above the laboratory reporting limit
Z = estimated concentration qualified by GZA, based on the Relative Percent Difference (RPD) being outside the acceptance criteria (Refer to Table 8)
B* = data qualified by GZA because the analyte was detected in the associated trip blank, field blank, and/or equipment blank.
ng/g = nanograms per gram
ng/L = nanograms per liter
Bold indicates that the concentration was detected above the laboratory reporting detection limit

GENERAL NOTES:
* All soil concentrations reported in nanograms per gram (ng/g) and aqueous QA/QC samples in nangroams per liter (ng/L) which are roughly equivalent to parts per trillion (ppt).
* Values in light gray are less than the Reporting Limit, as indicated by a "<" symbol preceding the Reporting Limit value.

SPECIFIC NOTES:
1. During August 2022, EPA issued updated Site-specific noncancer reference dose (RfD) values for several PFAS compounds in soil and groundwater which result in the following Resident Risk-Based RSL for soil.
2. Effective July 23, 2020, New Hampshire established AGQS for PFOA (12 ng/L), PFOS (15 ng/L), perfluorononanoic acid (PFNA, 11 ng/L), and perfluorohexane sulfonic acid (PFHxS, 18 ng/L).

TABLE 6C
SUMMARY OF DETECTED PFAS COMPOUNDS IN LEACHATE AND SURFACE WATER SAMPLES
Troy Mills Landfill Superfund Site
Troy, New Hampshire

Sample ID	Sample Type/Location	Sample Date	Perfluoroalkyl Carboxylic Acids													Perfluoroalkyl Sulfonic Acids						
			Perfluorobutanoic Acid (PFBA) [4]	Perfluoropentanoic Acid (PFPeA) [5]	Perfluorohexanoic Acid (PFHxA) [6]	Perfluoroheptanoic Acid (PFHpA) [7]	Perfluorooctanoic Acid (PFOA) [8]	Perfluorononanoic Acid (PFNA) [9]	Perfluorodecanoic Acid (PFDA) [10]	Perfluoroundecanoic Acid (PFUnA) [11]	Perfluorododecanoic Acid (PFDoA) [12]	Perfluorotridecanoic Acid (PFTrDA) [13]	Perfluorotetradecanoic Acid (PFTA) [14]	Perfluorohexadecanoic Acid (PFHxDA) [16]	Perfluorooctadecanoic Acid (PFODA) [18]	Perfluorobutanesulfonic Acid (PFBS) [4S]	Perfluoropentanesulfonic Acid (PFPeS) [5S]	Perfluorohexanesulfonic Acid (PFHxS) [6S]	Perfluoroheptanesulfonic Acid (PFHpS) [7S]	Perfluorooctanesulfonic Acid (PFOS) [8S]	Perfluorononanesulfonic Acid (PFNS) [9S]	Perfluorodecanesulfonic Acid (PFDS) [10S]
		CAS No.	375-22-4	2706-90-3	307-24-4	375-85-9	335-67-1	375-95-1	335-76-2	2058-94-8	307-55-1	72629-94-8	376-06-7	67905-19-5	16517-11-6	375-73-5	2706-91-4	355-46-4	375-92-8	1763-23-1	68259-12-1	335-77-3
EPA Site-Specific Screening Level for Surface Water (ng/L) [2]			*na*	*na*	*na*	*na*	713	*na*	*na*	*na*	*na*	*na*	*na*	*na*	*na*	713,000	*na*	*na*	*na*	713	*na*	*na*
Field Samples																						
TRY_SW-1	Surface Water Rockwood Brook	5/24/2019	< 1.75 U	< 1.75 U	< 1.75 U	< 1.75 U	< 1.75 U	< 1.75 U	< 1.75 U	< 1.75 U	< 1.75 U	< 1.75 U	< 1.75 U	---	---	< 1.75 U	< 1.75 U	< 1.75 U	< 1.75 U	< 1.75 U	< 1.75 U	< 1.75 U
		4/28/2020	< 1.77 U	< 1.77 U	< 1.77 U	< 1.77 U	< 1.77 U	< 1.77 U	< 1.77 U	< 1.77 U	< 1.77 U	< 1.77 U	< 1.77 U	< 3.53 U	< 3.53 U	< 1.77 U	< 1.77 U	< 1.77 U	< 1.77 U	< 1.77 U	< 1.77 U	< 1.77 U
TRY_SW-100		5/24/2019	< 1.77 U	**2.29**	**3.19**	**3.66**	**5.34**	< 1.77 U	< 1.77 U	< 1.77 U	< 1.77 U	< 1.77 U	< 1.77 U	---	---	< 1.77 U	< 1.77 U	< 1.77 U	< 1.77 U	< 1.77 U	< 1.77 U	< 1.77 U
		4/28/2020	< 1.86 U	< 1.86 U	**2.08**	**2.45**	**4.15**	< 1.86 U	< 1.86 U	< 1.86 U	< 1.86 U	< 1.86 U	< 1.86 U	< 3.72 U	< 3.72 U	< 1.86 U	< 1.86 U	< 1.86 U	< 1.86 U	< 1.86 U	< 1.86 U	< 1.86 U
TRY_SW-3		5/24/2019	< 1.8 U	< 1.8 U	**2.26**	**2.44**	**4.07**	< 1.8 U	< 1.8 U	< 1.8 U	< 1.8 U	< 1.8 U	< 1.8 U	---	---	< 1.8 U	< 1.8 U	< 1.8 U	< 1.8 U	< 1.8 U	< 1.8 U	< 1.8 U
TRY_SW-3 DUP		5/24/2019	< 1.77 U	**1.87**	**2.49**	**2.62**	**4.34**	< 1.77 U	< 1.77 U	< 1.77 U	< 1.77 U	< 1.77 U	< 1.77 U	---	---	< 1.77 U	< 1.77 U	< 1.77 U	< 1.77 U	< 1.77 U	< 1.77 U	< 1.77 U
TRY_SW-3		4/28/2020	< 1.77 U	< 1.77 U	< 1.77 U	< 1.77 U	**3.35**	< 1.77 U	< 1.77 U	< 1.77 U	< 1.77 U	< 1.77 U	< 1.77 U	< 3.55 U	< 3.55 U	< 1.77 U	< 1.77 U	< 1.77 U	< 1.77 U	< 1.77 U	< 1.77 U	< 1.77 U
TRY_SW-3 DUP		4/28/2020	< 1.75 U	< 1.75 U	< 1.75 U	< 1.75 U	**3.25**	< 1.75 U	< 1.75 U	< 1.75 U	< 1.75 U	< 1.75 U	< 1.75 U	< 3.51 U	< 3.51 U	< 1.75 U	< 1.75 U	< 1.75 U	< 1.75 U	< 1.75 U	< 1.75 U	< 1.75 U
TRY_SW-4		5/24/2019	< 1.85 U	< 1.85 U	< 1.85 U	< 1.85 U	< 1.85 U	< 1.85 U	< 1.85 U	< 1.85 U	< 1.85 U	< 1.85 U	< 1.85 U	---	---	< 1.85 U	< 1.85 U	< 1.85 U	< 1.85 U	< 1.85 U	< 1.85 U	< 1.85 U
		4/28/2020	< 1.75 U	< 1.75 U	< 1.75 U	< 1.75 U	< 1.75 U	< 1.75 U	< 1.75 U	< 1.75 U	< 1.75 U	< 1.75 U	< 1.75 U	< 3.5 U	< 3.5 U	< 1.75 U	< 1.75 U	< 1.75 U	< 1.75 U	< 1.75 U	< 1.75 U	< 1.75 U
TRY_SW-SDP-0	Surface Water Sand Dam Pond	5/24/2019	**4.72**	< 1.82 U	**1.93**	**2.14**	**3.51**	< 1.82 U	< 1.82 U	< 1.82 U	< 1.82 U	< 1.82 U	< 1.82 U	---	---	< 1.82 U	< 1.82 U	< 1.82 U	< 1.82 U	< 1.82 U	< 1.82 U	< 1.82 U
		4/28/2020	< 1.89 U	< 1.89 U	< 1.89 U	**1.94**	**3.86**	< 1.89 U	< 1.89 U	< 1.89 U	< 1.89 U	< 1.89 U	< 1.89 U	< 3.77 U	< 3.77 U	< 1.89 U	< 1.89 U	< 1.89 U	< 1.89 U	< 1.89 U	< 1.89 U	< 1.89 U
TRY_SW-SDP-2.5		5/24/2019	**5.38**	< 1.8 U	**1.82**	**2.04**	**3.09**	< 1.8 U	< 1.8 U	< 1.8 U	< 1.8 U	< 1.8 U	< 1.8 U	---	---	< 1.8 U	< 1.8 U	< 1.8 U	< 1.8 U	< 1.8 U	< 1.8 U	< 1.8 U
TRY_SW-SDP-4.5		5/24/2019	**4.39**	< 1.8 U	**1.96**	**2.27**	**3.66**	< 1.8 U	< 1.8 U	< 1.8 U	< 1.8 U	< 1.8 U	< 1.8 U	---	---	< 1.8 U	< 1.8 U	< 1.8 U	< 1.8 U	< 1.8 U	< 1.8 U	< 1.8 U
For Reference Only	**EPA Site-Specific RSLs for Groundwater (ng/L) [3]**		*na*	*na*	*na*	*na*	6	5.89	*na*	*na*	*na*	*na*	*na*	*na*	*na*	600	*na*	39.4	*na*	4	*na*	*na*
		NHDES AGQS (ng/L) [4]	*na*	*na*	*na*	*na*	12	11	*na*	*na*	*na*	*na*	*na*	*na*	*na*	*na*	*na*	18	*na*	15	*na*	*na*
TRY_SW-LEACHATE	Leachate	5/24/2019	**42.1**	**102**	**131**	**164**	**343**	**23.1**	< 1.91 U	< 1.91 U	< 1.91 U	< 1.91 U	< 1.91 U	---	---	**10.8**	< 1.91 U	**8.71**	< 1.91 U	**10.3**	< 1.91 U	< 1.91 U
		4/28/2020	**48.5**	**108**	**132**	**174**	**363**	**29.2**	< 1.85 U	< 1.85 U	< 1.85 U	< 1.85 U	< 1.85 U	< 3.7 U	< 3.7 U	**9.37**	< 1.85 U	**7.18**	< 1.85 U	**10.1**	< 1.85 U	< 1.85 U
TRY_SW-LEACHATE DUP		4/28/2020	**48.4**	**106**	**133**	**172**	**351**	**29.3**	< 1.82 U	< 1.82 U	< 1.82 U	< 1.82 U	< 1.82 U	< 3.65 U	< 3.65 U	**9.09**	< 1.82 U	**8.43**	< 1.82 U	**10.6**	< 1.82 U	< 1.82 U
TRY_SW-LEACH-B		5/24/2019	**32.8**	**71.4**	**119**	**147**	**220**	**20.7**	**8.72**	< 1.94 U	< 1.94 U	< 1.94 U	< 1.94 U	---	---	**7.92**	< 1.94 U	**2.94**	< 1.94 U	**14.3**	< 1.94 U	< 1.94 U
		4/28/2020	**6.74**	**13.7**	**19.5**	**19.5**	**21.5**	< 1.97 U	< 1.97 U	< 1.97 U	< 1.97 U	< 1.97 U	< 1.97 U	< 3.94 U	< 3.94 U	< 1.97 U	< 1.97 U	< 1.97 U	< 1.97 U	**2.02**	< 1.97 U	< 1.97 U
2020 Field Quality Control Samples																						
FIELD BLANK- MURPHY	N/A	4/21/2020	< 1.82 U	< 1.82 U	< 1.82 U	< 1.82 U	< 1.82 U	< 1.82 U	< 1.82 U	< 1.82 U	< 1.82 U	< 1.82 U	< 1.82 U	< 3.65 U	< 3.65 U	< 1.82 U	< 1.82 U	< 1.82 U	< 1.82 U	< 1.82 U	< 1.82 U	< 1.82 U
FIELD BLANK-BERGEN		4/21/2020	< 1.87 U	< 1.87 U	< 1.87 U	< 1.87 U	< 1.87 U	< 1.87 U	< 1.87 U	< 1.87 U	< 1.87 U	< 1.87 U	< 1.87 U	< 3.74 U	< 3.74 U	< 1.87 U	< 1.87 U	< 1.87 U	< 1.87 U	< 1.87 U	< 1.87 U	< 1.87 U
FIELD BLANK-FOURNIER		4/21/2020	< 1.83 U	< 1.83 U	< 1.83 U	< 1.83 U	< 1.83 U	< 1.83 U	< 1.83 U	< 1.83 U	< 1.83 U	< 1.83 U	< 1.83 U	< 3.66 U	< 3.66 U	< 1.83 U	< 1.83 U	< 1.83 U	< 1.83 U	< 1.83 U	< 1.83 U	< 1.83 U
TRIP BLANK		4/28/2020	< 1.81 U	< 1.81 U	< 1.81 U	< 1.81 U	< 1.81 U	< 1.81 U	< 1.81 U	< 1.81 U	< 1.81 U	< 1.81 U	< 1.81 U	< 3.62 U	< 3.62 U	< 1.81 U	< 1.81 U	< 1.81 U	< 1.81 U	< 1.81 U	< 1.81 U	< 1.81 U

TABLE 6C
SUMMARY OF DETECTED PFAS COMPOUNDS IN LEACHATE AND SURFACE WATER SAMPLES
Troy Mills Landfill Superfund Site
Troy, New Hampshire

Sample ID	Sample Type/Location	Sample Date		Fluorotelomers				Perfluoroalkane Sulfonamides (FASAs) and Sulfonamido Substances							Ether Carboxylic Acids		Additional Substances		Parameter Calculations			
			Perfluorododecane sulfonate (PFDoDS) [12S]	1H,1H,2H,2H-Perfluorododecanesulfonic Acid (10:2FTS)	1H,1H,2H,2H-Perfluorodecanesulfonic Acid (8:2FTS)	1H,1H,2H,2H-Perfluorooctanesulfonic Acid (6:2FTS)	1H,1H,2H,2H-Perfluorohexanesulfonic Acid (4:2FTS)	Perfluorooctanesulfonamide (PFOSA)	N-Ethyl Perfluorooctane Sulfonamide (NEtFOSA)	N-Methyl Perfluorooctane Sulfonamide (NMeFOSA)	N-Ethyl Perfluorooctanesulfonamido Ethanol (NEtFOSE)	N-Methyl Perfluorooctanesulfonamido Ethanol (NMeFOSE)	N-Ethyl Perfluorooctanesulfonamidoacetic Acid (NEtFOSAA)	N-Methyl Perfluorooctanesulfonamidoacetic Acid (NMeFOSAA)	2,3,3,3-Tetrafluoro-2-[1,1,2,2,3,3,3-Heptafluoropropoxy]-Propanoic Acid (HFPO-DA)	4,8-Dioxa-3h-Perfluorononanoic Acid (ADONA)	9-Chlorohexadecafluoro-3-Oxanone-1-Sulfonic Acid (9Cl-PF3ONS)	11-Chloroeicosafluoro-3-Oxaundecane-1-Sulfonic Acid (11Cl-PF3OUdS)	**Total PFOA + PFOS [1]**	**Total Measured PFAS**	**% PFOA vs. Total PFOA+PFOS**	**% PFOA + PFOS vs. Total PFAS**
		CAS No.	79780-39-5	120226-60-0	39108-34-4	27619-97-2	757124-72-4	754-91-6	4151-50-2	31506-32-8	1691-99-2	24448-09-7	2991-50-6	2355-31-9	13252-13-6	919005-14-4	756426-58-1	763051-92-9				
EPA Site-Specific Screening Level for Surface Water (ng/L) [2]			*na*	*na*	*na*	*na*	*na*	*na*	*na*	*na*	*na*	*na*	*na*	*na*	*na*	*na*	*na*	*na*	*na*	*na*	*na*	*na*
Field Samples																						
TRY_SW-1	Surface Water Rockwood Brook	5/24/2019	---	---	< 1.75 U	< 1.75 U	< 1.75 U	< 1.75 U	---	---	---	---	< 1.75 U	< 1.75 U	---	---	---	---	ND	ND	N/A	N/A
		4/28/2020	< 1.77 U	< 4.42 U	< 1.77 U	< 1.77 U	< 1.77 U	< 1.77 U	< 17.7 U	< 17.7 U	< 44.2 U	< 44.2 U	< 1.77 U	< 1.77 U	< 44.2 U	< 1.77 U	< 1.77 U	< 1.77 U	ND	ND	N/A	N/A
TRY_SW-100		5/24/2019	---	---	< 1.77 U	< 1.77 U	< 1.77 U	< 1.77 U	---	---	---	---	< 1.77 U	< 1.77 U	---	---	---	---	**5.3**	**14.5**	N/A	37%
		4/28/2020	< 1.86 U	< 4.65 U	< 1.86 U	< 1.86 U	< 1.86 U	< 1.86 U	< 18.6 U	< 18.6 U	< 46.5 U	< 46.5 U	< 1.86 U	< 1.86 U	< 46.5 U	< 1.86 U	< 1.86 U	< 1.86 U	**4.2**	**8.7**	N/A	48%
TRY_SW-3		5/24/2019	---	---	< 1.8 U	< 1.8 U	< 1.8 U	< 1.8 U	---	---	---	---	< 1.8 U	< 1.8 U	---	---	---	---	**4.1**	**8.8**	N/A	46%
TRY_SW-3 DUP		5/24/2019	---	---	< 1.77 U	< 1.77 U	< 1.77 U	< 1.77 U	---	---	---	---	< 1.77 U	< 1.77 U	---	---	---	---	**4.3**	**11.3**	N/A	38%
TRY_SW-3		4/28/2020	< 1.77 U	< 4.43 U	< 1.77 U	< 1.77 U	< 1.77 U	< 1.77 U	< 17.7 U	< 17.7 U	< 44.3 U	< 44.3 U	< 1.77 U	< 1.77 U	< 44.3 U	< 1.77 U	< 1.77 U	< 1.77 U	**3.4**	**3.4**	N/A	100%
TRY_SW-3 DUP		4/28/2020	< 1.75 U	< 4.38 U	< 1.75 U	< 1.75 U	< 1.75 U	< 1.75 U	< 17.5 U	< 17.5 U	< 43.8 U	< 43.8 U	< 1.75 U	< 1.75 U	< 43.8 U	< 1.75 U	< 1.75 U	< 1.75 U	**3.3**	**3.3**	N/A	100%
TRY_SW-4		5/24/2019	---	---	< 1.85 U	< 1.85 U	< 1.85 U	< 1.85 U	---	---	---	---	< 1.85 U	< 1.85 U	---	---	---	---	ND	ND	N/A	N/A
		4/28/2020	< 1.75 U	< 4.37 U	< 1.75 U	< 1.75 U	< 1.75 U	< 1.75 U	< 17.5 U	< 17.5 U	< 43.7 U	< 43.7 U	< 1.75 U	< 1.75 U	< 43.7 U	< 1.75 U	< 1.75 U	< 1.75 U	ND	ND	N/A	N/A
TRY_SW-SDP-0	Surface Water Sand Dam Pond	5/24/2019	---	---	< 1.82 U	< 1.82 U	< 1.82 U	< 1.82 U	---	---	---	---	< 1.82 U	< 1.82 U	---	---	---	---	**3.5**	**12.3**	N/A	29%
		4/28/2020	< 1.89 U	< 4.72 U	< 1.89 U	< 1.89 U	< 1.89 U	< 1.89 U	< 18.9 U	< 18.9 U	< 47.2 U	< 47.2 U	< 1.89 U	< 1.89 U	< 47.2 U	< 1.89 U	< 1.89 U	< 1.89 U	**3.9**	**5.8**	N/A	67%
TRY_SW-SDP-2.5		5/24/2019	---	---	< 1.8 U	< 1.8 U	< 1.8 U	< 1.8 U	---	---	---	---	< 1.8 U	< 1.8 U	---	---	---	---	**3.1**	**12.3**	N/A	25%
TRY_SW-SDP-4.5		5/24/2019	---	---	< 1.8 U	< 1.8 U	< 1.8 U	< 1.8 U	---	---	---	---	< 1.8 U	< 1.8 U	---	---	---	---	**3.7**	**12.3**	N/A	30%
For Reference Only	**EPA Site-Specific RSLs for Groundwater (ng/L) [3]**		*na*	*na*	*na*	*na*	*na*	*na*	*na*	*na*	*na*	*na*	*na*	*na*	*na*	*na*	*na*	*na*	*na*	*na*	*na*	*na*
		NHDES AGQS (ng/L) [4]	*na*	*na*	*na*	*na*	*na*	*na*	*na*	*na*	*na*	*na*	*na*	*na*	*na*	*na*	*na*	*na*	*na*	*na*	*na*	*na*
	Leachate	5/24/2019	---	---	< 1.91 U	< 1.91 U	< 1.91 U	< 1.91 U	---	---	---	---	< 1.91 U	< 1.91 U	---	---	---	---	**353**	**835**	97%	42%
TRY_SW-LEACHATE		4/28/2020	< 1.85 U	< 4.63 U	< 1.85 U	< 1.85 U	< 1.85 U	< 1.85 U	< 18.5 U	< 18.5 U	< 46.3 U	< 46.3 U	< 1.85 U	< 1.85 U	< 46.3 U	< 1.85 U	< 1.85 U	< 1.85 U	**373**	**881**	97%	42%
TRY_SW-LEACHATE DUP		4/28/2020	< 1.82 U	< 4.56 U	< 1.82 U	< 1.82 U	< 1.82 U	< 1.82 U	< 18.2 U	< 18.2 U	< 45.6 U	< 45.6 U	< 1.82 U	< 1.82 U	< 45.6 U	< 1.82 U	< 1.82 U	< 1.82 U	**362**	**868**	97%	42%
TRY_SW-LEACH-B		5/24/2019	---	---	< 1.94 U	< 1.94 U	< 1.94 U	< 1.94 U	---	---	---	---	< 1.94 U	< 1.94 U	---	---	---	---	**234**	**645**	94%	36%
		4/28/2020	< 1.97 U	< 4.92 U	< 1.97 U	< 1.97 U	< 1.97 U	< 1.97 U	< 19.7 U	< 19.7 U	< 49.2 U	< 49.2 U	< 1.97 U	< 1.97 U	< 49.2 U	< 1.97 U	< 1.97 U	< 1.97 U	**24**	**83**	91%	28%
2020 Field Quality Control Samples																						
FIELD BLANK- MURPHY	N/A	4/21/2020	< 1.82 U	< 4.56 U	< 1.82 U	< 1.82 U	< 1.82 U	< 1.82 U	< 18.2 U	< 18.2 U	< 45.6 U	< 45.6 U	< 1.82 U	< 1.82 U	< 45.6 U	< 1.82 U	< 1.82 U	< 1.82 U	ND	ND	N/A	N/A
FIELD BLANK-BERGEN		4/21/2020	< 1.87 U	< 4.68 U	< 1.87 U	< 1.87 U	< 1.87 U	< 1.87 U	< 18.7 U	< 18.7 U	< 46.8 U	< 46.8 U	< 1.87 U	< 1.87 U	< 46.8 U	< 1.87 U	< 1.87 U	< 1.87 U	ND	ND	N/A	N/A
FIELD BLANK-FOURNIER		4/21/2020	< 1.83 U	< 4.58 U	< 1.83 U	< 1.83 U	< 1.83 U	< 1.83 U	< 18.3 U	< 18.3 U	< 45.8 U	< 45.8 U	< 1.83 U	< 1.83 U	< 45.8 U	< 1.83 U	< 1.83 U	< 1.83 U	ND	ND	N/A	N/A
TRIP BLANK		4/28/2020	< 1.81 U	< 4.53 U	< 1.81 U	< 1.81 U	< 1.81 U	< 1.81 U	< 18.1 U	< 18.1 U	< 45.3 U	< 45.3 U	< 1.81 U	< 1.81 U	< 45.3 U	< 1.81 U	< 1.81 U	< 1.81 U	ND	ND	N/A	N/A

TABLE 6C
SUMMARY OF DETECTED PFAS COMPOUNDS IN LEACHATE AND SURFACE WATER SAMPLES
Troy Mills Landfill Superfund Site
Troy, New Hampshire

TABLE KEY:
PFAS = per- and polyfluoroalkyl substances
[4] = Number of fluorinated carbon chains for perfluorinated carboxylic acids
[4S] = Number of fluorinated carbon chains for perfluorinated sulfonic acids
EPA SLs = Screening levels provided by the United States Environmental Protection Agency, refer to text for more information
NHDES = New Hampshire Department of Environmental Services
AGQS = Ambient Groundwater Quality Standards included in Env-Or 600 - Contaminated Site Management (Env-Or 603.03)
na = no current standard available
N/A = not applicable
ND = not detected above the laboratory reporting limit
U = indicates that the concentration was not detected
< = analyte not detected above the laboratory reporting limit
ng/L = nanograms per liter
Bold indicates that the concentration was detected above the laboratory reporting detection limit
Grey shading indicates the concentration exceeds the EPA screening level

GENERAL NOTES:
* GZA collected the April 2020 samples for PFAS analysis and submitted the samples to Alpha Analytical Inc., of Mansfield, Massachusetts for analysis by US EPA Method 537 (modified) with isotope dilution.
* All concentrations reported in nanograms per liter (ng/L) which are roughly equivalent to parts per trillion (ppt).
* A total of 36 PFAS compounds were measured by the analyses. The presence or absence of other additional compounds has not been confirmed.

SPECIFIC NOTES:
1. Total PFOA & PFOS indicates the sum of the detected concentrations of Perfluorooctanoic Acid (PFOA) and Perfluorooctanesulfonic Acid (PFOS).
2. Site-specific screening levels of 713 ng/L for PFOA and PFOS and 713,000 ng/L for Perfluorobutanesulfonic Acid (PFBS) for surface water were established by EPA to determine if the compounds are present in Site surface water and may warrant further attention.
3. In August 2022, EPA issued new Site-specific Regional Screening Levels (RSLs) for PFOA, PFOS, PFNA, PFBS, PFHxS, and HPO-DA for Tap Water based on a Noncancer Child Screening Level Hazard Index of 0.1. AGQS are for groundwater and do not directly apply to leachate, as such, the AGQS are presented on the table for reference only.
4. Effective July 23, 2020, New Hampshire established AGQS for PFOA (12 ng/L), PFOS (15 ng/L), perfluorononanoic acid (PFNA, 11 ng/L), and perfluorohexane sulfonic acid (PFHxS, 18 ng/L). AGQS are for groundwater and do not directly apply to leachate, as such, the AGQS are presented on the table for reference only.

TABLE 7
SUMMARY OF DETECTED COMPOUNDS IN LEACHATE SAMPLES
Troy Mills Landfill Superfund Site
Troy, New Hampshire

Leachate Sample Location ID	Sampling Event Date	SVOCs of Concern (µg/L)	VOCs (µg/L)											Metals (mg/L)		
		Bis(2-ethylhexyl) phthalate	*Ethylbenzene*	*n-Propylbenzene*	*n-Butylbenzene*	*m/p-Xylene*	*sec-Butylbenzene*	*cis-1,2-Dichloroethene*	*Naphthalene*	*1,2,4-Trimethylbenzene*	*t-Butylbenzene*	*Isopropylbenzene (cumene)*	*p-Isopropyltoluene (4-cymene)*	*Arsenic*	*Manganese*	*Hardness*
NH AGQS		6	700	260	260	10,000 [2]	260	70	100	330	260	800	260	0.005	0.30	na
NH WQCTS [1]		3	32,000	na	na	na	na	11,600	620	na	na	na	na	0.15	na	na
ROD ICL		40	na	na	na	na	na	na	na	na	na	na	na	na	na	na
TRY_SW-LEACHATE	**Dec-06**	<10	**23.5**	**15.5**	**6.4**	<2	**8.5**	**21**	**12.5**	**7.4**	**2.3**	**10**	**7.4**	**0.005**	**7.92**	*ns*
	May-07	<10	**23**	**14.5**	**6.3**	<2	**8.1**	**16**	**11**	**36**	**2.2**	**12**	**8.6**	**0.0016**	**7.22**	*ns*
	Jul-08	**16**	**26**	**18**	**6.7**	<2.0	**10**	**16**	**10.3**	**9.6**	**2.9**	**13**	**7.3**	**0.0013**	**7.60**	*ns*
	Nov-08	**5.2**	**23**	**16**	**6.1**	<2.0	**9.1**	**14**	**12**	**6.0**	**2.5**	**11**	<2.0	*ns*	**7.75**	**112.6**
	Jun-09	<5.0	**23**	**16**	**5.7**	<2.0	**8.4**	**8.5**	<2.0	**2.9**	**2.1**	**11**	**12**	*ns*	**6.12**	**104.8**
	Oct-09	<5.0	**23**	**16**	**5.6**	**2.7**	**8.5**	**9.6**	**9.8**	<2.0	**2.4**	**12**	**3.1**	*ns*	**6.4**	**102.8**
	Jun-11	<5.0	**23**	**17**	**5.7**	<2.0	**9.6**	**5.0**	**2.8**	**4.0**	**2.8**	**12**	<2.0	*ns*	**5.73**	**113.5**
	Jun-11 DUP	<5.0	**23**	**17**	**5.8**	<2.0	**10**	**5.0**	**3**	**4.1**	**2.9**	**12**	<2.0	*ns*	**5.77**	**112.3**
	Jun-13	<5.0	**14**	**8.9**	<2.0	<2.0	**8.4**	**2.1**	<2.0	<2.0	**2.3**	**8.8**	<2.0	*ns*	**4.47**	**96.63**
	Jun-13 DUP	**5.2**	**14**	**8.5**	<2.0	<2.0	**7.9**	**2.0**	<2.0	<2.0	**2.3**	**8.4**	<2.0	*ns*	**4.31**	**95.07**
	Nov-14	<5.0 Z	**6.9**	<2.0	<2.0	<2.0	**7.0**	<2.0	<2.0	<2.0	**2.0**	**7.9**	<2.0	<0.0010	**5.09**	**109**
	Nov-14 DUP	**13 Z**	**6.7**	<2.0	<2.0	<2.0	**6.9**	<2.0	<2.0	<2.0	**2.0**	**7.7**	<2.0	<0.0010	**5.06**	**110**
	May-16	<5.0	<2.0	<2.0	<2.0	<4.0	**8.5**	<2.0	<2.0	<2.0	**2.6**	**8.4**	<2.0	<0.001	**4.81**	**110**
	May-16 DUP	<5.0	<2.0	<2.0	<2.0	<4.0	**7.7**	<2.0	<2.0	<2.0	**2.5**	**8.3**	<2.0	<0.001	**5.00**	**111**
	Nov-18	<5	<2	<2	<2	<2	**8**	<2	<5	<2	**2.0**	**7**	**4**	<0.005	**3.3**	**110**
	Nov-18 DUP	<5	<2	<2	<2	<2	**9**	<2	<5	<2	**2.0**	**8**	**4**	<0.005	**3.4**	**110**
	Apr-20	<3.0	**4**	**4.1**	**1.6**	< 1.0	**8.5**	< 0.50	< 0.10	< 2.5	< 2.5	**8.2**	< 0.50	**0.00059**	**3.478**	**100.2**
	Apr-20 DUP	<3.0	**4.4**	**4.6**	**1.8**	< 1.0	**9.6**	< 0.50	< 0.10	< 2.5	**2.6**	**9.3**	< 0.50	**0.00058**	**3.56**	**104.6**
	Nov-22	<3.0	< 0.50	< 0.50	< 0.50	< 1.0	**9.9**	< 0.50	< 0.10	< 2.5	**3.0**	**7.5**	< 0.50	*ns*	**3.91**	**104**
	Nov-22 DUP	<3.0	< 0.50	< 0.50	< 0.50	< 1.0	**9.9**	< 0.50	< 0.10	< 2.5	**3.0**	**7.7**	< 0.50	*ns*	**3.90**	**107**
TRY_SW-LEACH-B	**May-16**	<5.0	<2.0	<2.0	<2.0	<4.0	<2.0	<2.0	<2.0	<2.0	<2.0	<2.0	<2.0	<0.001	**2.64**	**59.6**
	Nov-18	<5	<2	<2	<2	<2	<2	<2	<5	<2	<2	<2	<2	<0.005	**0.09**	**21**
	Apr-20	< 3.0	< 0.50	< 0.50	< 0.50	< 1.0	< 0.50	< 0.50	< 0.10	< 2.5	< 2.5	< 0.50	< 0.50	**0.00105**	**0.45**	**23.79**
	Nov-22 [3]	*dry*														

TABLE 7
SUMMARY OF DETECTED COMPOUNDS IN LEACHATE SAMPLES
Troy Mills Landfill Superfund Site
Troy, New Hampshire

TABLE KEY:
VOCs = Volatile Organic Compounds
SVOCs = Semi-Volatile Organic Compounds
AGQS = Ambient Groundwater Quality Standards included in Env-Or 600 - Contaminated Site Management (Env-Or 603.03).
WQCTS = Water Quality Criteria for Toxic Substances
ROD ICL = Record of Decision, Interim Cleanup Levels
ns = not sampled
Z = estimated concentration qualified by GZA, based on the RPD being outside the acceptance criteria
µg/L = micrograms per liter
mg/L = milligrams per liter
na = no standard applies
Bold = parameter was detected above the laboratory reporting detection limit
Grey shading indicates the concentration exceeds the WQCTS
Green shading indicates the concentration exceeds both the WQCTS and the AGQS
Orange shading = most recent round of sample results

GENERAL NOTES:
* The analytical test methods for each compound are as follows: VOCs by NHDES Method 8260C, SVOCs by Method 8270D, Metals by Method 6020A, and Hardness by Method 2340B.

SPECIFIC NOTES:
1. Water Quality Criteria for Toxic Substances (WQCTS) were obtained from the NHDES' Surface Water Quality Regulations (Env-Wq 1703.21 Water Quality Criteria for Toxic Substances) and assumes the Protection of Aquatic Life in Freshwaters with chronic criteria. If a chronic criteria standard has not been established, the Freshwater Acute Criteria was used.
2. The individual xylene isomers (m/p-xylene and o-xylene) do not have separate AGQS values; the AGQS for xylene (mixed isomers) is 10,000 µg/L.
3. TRY_SW-LEACH-B was not sampled during the November 2022 sampling round due to dry conditions.

TABLE 8
SUMMARY OF DETECTED COMPOUNDS IN SURFACE WATER SAMPLES
Troy Mills Landfill Superfund Site
Troy, New Hampshire

Surface Water Sample Location ID	Sampling Event Date	VOCs (µg/L)	SVOCs (µg/L)	Metals (mg/L)			MNA Parameters - Field					
				Arsenic	*Manganese*	*Hardness*	*pH (SU)*	*ORP (mV)*	*Specific Conductance (µS/cm)*	*Dissolved Oxygen (mg/L)*	*Turbidity (ntu)*	*Temperature (°C)*
NH WQCTS [1]				0.15	na	na	na	na	na	>5 [2]	na	na
TRY_SW-1	**Dec-06**	ND	ND	<0.0010	**0.019**	**5.42**	*ns*	*ns*	*ns*	*ns*	*ns*	*ns*
	May-07	ND	ND	<0.0010	**0.030**	**4.743**	*ns*	*ns*	*ns*	*ns*	*ns*	*ns*
	Jun-08	ND	ND	<0.0010	**0.023**	**5.309**	*ns*	*ns*	*ns*	*ns*	*ns*	*ns*
	Jun-08 DUP	ND	ND	<0.0010	**0.023**	**5.237**	*ns*	*ns*	*ns*	*ns*	*ns*	*ns*
	Nov-08	ND	ND	*ns*	**0.036**	**6.195**	**6.9**	**112**	**34**	**14**	**0.7**	**1**
	Nov-08 DUP	ND	ND	*ns*	**0.036**	**6.189**	*ns*	*ns*	*ns*	*ns*	*ns*	*ns*
	Jun-09	ND	ND	*ns*	**0.027**	**4.739**	**6.0**	**144**	**29**	**9.1**	<1	**20**
	Oct-09	ND	ND	*ns*	**0.019**	**4.677**	**6.8**	**98**	**29**	**8.9**	<1	**15**
	Jun-11	ND	ND	*ns*	**0.04**	**5.414**	**5.9**	**183**	**29**	**8.1**	**1**	**21**
	Nov-14	ND	ND	<0.0010	**0.022**	**4.79**	**5.0**	**229**	**28**	**9.1**	**1**	**8**
	May-16	ND	ND	<0.0010	**0.018**	**5.29**	**6.7**	**196**	**32**	**10.1**	<5	**19**
	Nov-18	ND	ND	<0.005	**0.02**	**4**	**6.9**	**126**	**28**	**11.3**	<5	**8**
	Apr-20	ND	ND	<0.00050	**0.02595**	**5.261**	**6.6**	**136**	**29**	**10.8**	**1**	**11**
	Nov-22	ND	ND	*ns*	**0.01824**	**5.30**	**6.2**	**100**	**33**	**10.9**	**1**	**12**
TRY_SW-3	**Dec-06**	ND	ND	<0.0010	**0.065**	<3	*ns*	*ns*	*ns*	*ns*	*ns*	*ns*
	Dec-06 DUP	ND	ND	<0.0010	**0.064**	<3	*ns*	*ns*	*ns*	*ns*	*ns*	*ns*
	May-07	ND	ND	<0.0010	**0.046**	<3	*ns*	*ns*	*ns*	*ns*	*ns*	*ns*
	May-07 DUP	ND	ND	<0.0010	**0.047**	<3	*ns*	*ns*	*ns*	*ns*	*ns*	*ns*
	Jun-08	ND	ND	<0.0010	**0.062**	**5.857**	*ns*	*ns*	*ns*	*ns*	*ns*	*ns*
	Nov-08	ND	ND	*ns*	**0.231**	**7.467**	**7.1**	**112**	**30**	**13**	<1	**2**
	Jun-09	ND	ND	*ns*	**0.061**	**5.576**	**5.9**	**93**	**28**	**8.8**	<1	**17**
	Jun-09 DUP	ND	ND	*ns*	**0.060**	**5.436**	*ns*	*ns*	*ns*	*ns*	*ns*	*ns*
	Oct-09	ND	ND	*ns*	**0.231**	**6.879**	**8.2**	**104**	**32**	**8**	<1	**11**
	Oct-09 DUP	ND	ND	*ns*	**0.232**	**6.922**	*ns*	*ns*	*ns*	*ns*	*ns*	*ns*
	Jun-11	ND	ND	*ns*	**0.11**	**7.527**	**6.2**	**126**	**29**	**9.1**	**2**	**27**
	Jun-11 DUP	ND	ND	*ns*	**0.112**	**7.376**	*ns*	*ns*	*ns*	*ns*	*ns*	*ns*
	Nov-14	ND	ND	<0.0010	**0.048**	**5.32**	**5.4**	**203**	**31**	**9.0**	**6**	**8**
	Nov-14 DUP	ND	ND	<0.0010	**0.043**	**5.09**	*ns*	*ns*	*ns*	*ns*	*ns*	*ns*
	May-16	ND	ND	<0.0010	**0.157**	**7.71**	**6.5**	**133**	**34**	**10.1**	<5	**17**
	Nov-18	ND	ND	<0.005	**0.06**	**5**	**7.4**	**119**	**24**	**11.1**	<5	**9**
	Nov-18 DUP	ND	ND	<0.005	**0.05**	**5**	*ns*	*ns*	*ns*	*ns*	*ns*	*ns*
	Apr-20	ND	ND	<0.00050	**0.04556**	**5.211**	**7.0**	**102**	**25**	**10.7**	**3**	**9**
	Apr-20 DUP	ND	ND	<0.00050	**0.04569**	**5.93**	*ns*	*ns*	*ns*	*ns*	*ns*	*ns*
	Nov-22	ND	ND	*ns*	**0.02543**	**5.57**	**6.2**	**59.5**	**33**	**11.1**	**2**	**11**
	Nov-22 DUP	ND	ND	*ns*	**0.02549**	**5.57**	*ns*	*ns*	*ns*	*ns*	*ns*	*ns*
TRY_SW-4	**Jun-08**	ND	ND	<0.0010	**0.034**	**5.227**	*ns*	*ns*	*ns*	*ns*	*ns*	*ns*
	Nov-08	ND	ND	*ns*	**0.026**	**6.76**	**7.0**	**111**	**35**	**13**	**1.1**	**1**
	Jun-09	ND	ND	*ns*	**0.028**	**4.683**	**6.1**	**110**	**29**	**10.1**	<1	**20**
	Oct-09	ND	ND	*ns*	**0.020**	**4.951**	**6.9**	**86**	**29**	**8.8**	<1	**13**
	Jun-11	ND	ND	*ns*	**0.041**	**5.532**	**5.9**	**183**	**29**	**8.1**	**1**	**20**
	Nov-14	ND	ND	<0.0010	**0.018**	**4.78**	**4.9**	**228**	**28**	**9.1**	**2**	**8**
	May-16	ND	ND	<0.0010	**0.028**	**5.53**	**6.6**	**190**	**30**	**10.1**	<5	**18**
	May-16 DUP	ND	ND	<0.0010	**0.028**	**5.59**	**6.6**	**190**	**30**	**10.1**	<5	**18**
	Nov-18	ND	ND	<0.005	**0.04**	**4**	**7.0**	**125**	**25**	**11.2**	<5	**9**
	Apr-20	ND	ND	<0.00050	**0.03409**	**4.65**	**6.9**	**126**	**24**	**10.8**	**1**	**10**
	Nov-22	ND	ND	*ns*	**0.01550**	**5.37**	**6.1**	**95.5**	**33**	**11.1**	**1**	**12**
TRY_SW-100	**May-16**	ND	ND	<0.001	**0.176**	**8.15**	**6.9**	**26**	**35**	**10**	<5	**16**
	Nov-18	ND	ND	<0.005	**0.05**	**4**	**8.0**	**106**	**23**	**11.0**	<5	**9**
	Apr-20	ND	ND	<0.00050	**0.04847**	**5.216**	**7.2**	**90**	**25**	**11.4**	**3**	**9**
	Nov-22	ND	ND	*ns*	**0.03277**	**6.07**	**6.7**	**28.9**	**34**	**11.5**	**2**	**10**

TABLE 8
SUMMARY OF DETECTED COMPOUNDS IN SURFACE WATER SAMPLES
Troy Mills Landfill Superfund Site
Troy, New Hampshire

TABLE KEY:
NH WQCTS = New Hampshire Water Quality Criteria for Toxic Substances
VOCs = Volatile Organic Compounds
SVOCs = Semi-Volatile Organic Compounds
µg/L = micrograms per liter
mg/L = milligrams per liter
ND = no parameter within this category was detected above the laboratory reporting limit
na = no current standard available
ns = not sampled
< = analyte not detected above the laboratory or field reporting limit
MNA = Monitored Natural Attenuation
SU = Standard Units
ORP = Oxidation Reduction Potential
mV = milliVolts
µS/cm = micro Siemens per centimeter
ntu = Nephelometric Turbidity Units
^{o}C = degrees Celsius
Bold = parameter was detected above the laboratory reporting detection limit
Gray shading = concentration exceeds the NH WQCTS
Orange shading = most recent round of sample results

GENERAL NOTES:
* There are no Site Contaminants of Concern or Record of Decision Interim Cleanup Goals for Surface Water.
* The analytical test methods for each compound as follows: VOCs by 8260C; SVOCs by 8270D; Metals and Hardness by EPA Method 6020A.

SPECIFIC NOTES:
1. Water Quality Criteria for Toxic Substances (WQCTS) were obtained from the NHDES' Surface Water Quality Regulations (Env-Wq 1703.21 Water Quality Criteria for Toxic Substances) and assumes the Protection of Aquatic Life in Freshwaters with chronic criteria. If a chronic criteria standard has not been established, the Freshwater Acute Criteria was used.
2. The standard for dissolved oxygen in surface waters is from Env-Wq 1703.07 (b) Dissolved oxygen in class B waters included in the New Hampshire Code of Administrative Rules Env-Wq 1700 Surface Water Quality Regulations

TABLE 9
RELATIVE PERCENT DIFFERENCE (RPD) CALCULATIONS FOR DUPLICATE SAMPLES
Troy Mills Landfill Superfund Site
Troy, New Hampshire

Stratigraphic Unit	Monitoring Well ID	Sample Name	Sample Date	Carboxylic Acids (ng/L)						Sulfonic Acids (ng/L)				VOCs (µg/L)					
				Perfluorobutanoic Acid (PFBA) [4]	Perfluoropentanoic Acid (PFPeA) [5]	Perfluorohexanoic Acid (PFHxA) [6]	Perfluoroheptanoic Acid (PFHpA) [7]	Perfluorooctanoic Acid (PFOA) [8]	Perfluorononanoic Acid (PFNA) [9]	Perfluorobutanesulfonic Acid (PFBS) [4S]	Perfluoropentanesulfonic Acid (PFPeS) [5S]	Perfluorohexanesulfonic Acid (PFHxS) [6S]	Perfluorooctanesulfonic Acid (PFOS) [8S]	cis-1,2-Dichloroethene	1,2,4-Trimethylbenzene	1,3,5-Trimethylbenzene	2-Butanone(MEK)	Benzene	Naphthalene
Field Samples - Groundwater/Aqueous																			
Overburden	TRY_M-7	TRY_M-7	11/1/2022	**50**	**110**	**162**	**170**	**208**	**5.32**	**12.5**	< 1.77	4.22	**1.97**	< 0.50	< 2.5	< 2.5	< 5.0	< 0.50	< 2.5
		TRY_M-7 DUP		*ns*	*ns*	*ns*	*ns*	*ns*	*ns*	*ns*	*ns*	*ns*	*ns*	*ns*	*ns*	*ns*	*ns*	*ns*	*ns*
	RPD			N/A	N/A	N/A	N/A	N/A	N/A	N/A	N/A	N/A	N/A	N/A	N/A	N/A	N/A	N/A	N/A
Overburden	TRY_MW-204	TRY_MW-204	11/10/2022	**60.7**	**109**	**127**	**159**	**244**	**74.1 F**	**11.9**	**2.21**	**11.2**	**18**	< 0.50	< 2.5	< 2.5	< 5.0	< 0.50	< 2.5
		TRY_MW-204 DUP		**58**	**109**	**135**	**158**	**235**	**76.7**	**12.2**	**2**	**10.9**	**18.9**	< 0.50	< 2.5	< 2.5	< 5.0	< 0.50	< 2.5
	RPD			**4.5%**	**0.0%**	**6.1%**	**0.6%**	**3.8%**	N/A	**2.5%**	**10.0%**	**2.7%**	**4.9%**	N/A	N/A	N/A	N/A	N/A	N/A
Overburden	TRY_MW-A28	TRY_MW-A28	11/10/2022	**5.96**	**12.3**	**10.6**	**14.7**	**21.2**	**2.06**	*< 1.91*	*< 1.91*	*< 1.91*	**2.33**	< 0.50	**31**	< 2.5	< 5.0	< 0.50	< 2.5
		TRY_MW-A28 DUP		*ns*	*ns*	*ns*	*ns*	*ns*	*ns*	*ns*	*ns*	*ns*	*ns*	*ns*	*ns*	*ns*	*ns*	*ns*	*ns*
	RPD			N/A	N/A	N/A	N/A	N/A	N/A	N/A	N/A	N/A	N/A	N/A	N/A	N/A	N/A	N/A	N/A
Overburden	TRY_MW-C6S	TRY_MW-C6S	11/2/2022	**63.8**	**129**	**137**	**202**	**374**	**27.7**	**9.86**	**1.95**	**10.7**	**8.42**	**1.1**	< 2.5	< 2.5	< 5.0	< 0.50	< 2.5
		TRY_MW-C6S DUP		**60.1**	**124**	**141**	**184**	**364**	**27.2**	**10.8**	**2.24**	**11.1**	**8.21**	**1.1**	< 2.5	< 2.5	< 5.0	< 0.50	< 0.50
	RPD			**6.0%**	**4.0%**	**2.9%**	**9.3%**	**2.7%**	**1.8%**	**9.1%**	**13.8%**	**3.7%**	**2.5%**	**0.0%**	N/A	N/A	N/A	N/A	N/A
Surface Water	TRY_SW-3	TRY_SW-3	11/11/2022	*ns*	*ns*	*ns*	*ns*	*ns*	*ns*	*ns*	*ns*	*ns*	*ns*	< 0.50	< 2.5	< 2.5	< 5.0	< 0.50	< 2.5
		TRY_SW-3 DUP		*ns*	*ns*	*ns*	*ns*	*ns*	*ns*	*ns*	*ns*	*ns*	*ns*	< 0.50	< 2.5	< 2.5	< 5.0	< 0.50	< 2.5
	RPD			N/A	N/A	N/A	N/A	**N/A**	N/A	N/A	N/A	N/A	N/A	N/A	N/A	N/A	N/A	N/A	N/A
Leachate	TRY_SW-LEACHATE	TRY_SW-LEACHATE	11/11/2022	*ns*	*ns*	*ns*	*ns*	*ns*	*ns*	*ns*	*ns*	*ns*	*ns*	< 0.50	< 2.5	< 2.5	< 5.0	< 0.50	< 2.5
		TRY_SW-LEACHATE DUP		*ns*	*ns*	*ns*	*ns*	*ns*	*ns*	*ns*	*ns*	*ns*	*ns*	< 0.50	< 2.5	< 2.5	< 5.0	< 0.50	< 2.5
	RPD			**N/A**	**N/A**	**N/A**	**N/A**	**N/A**	**N/A**	**N/A**	N/A	**N/A**	**N/A**	N/A	N/A	N/A	N/A	N/A	N/A
Field Sample - Soil (ng/g)																			
Landfill	TRY_MW-901S 2	TRY_MW-901S 2	11/11/2022	<0.575	<0.575	<0.575	**0.340**	**0.607**	<0.288	<0.288	<1.15	<0.288	<0.288	*ns*	*ns*	*ns*	*ns*	*ns*	*ns*
		TRY_MW-901S 2 DUP		<0.520	<0.520	<0.520	**0.303**	**0.487**	<0.260	<0.260	<1.04	<0.260	<0.260	*ns*	*ns*	*ns*	*ns*	*ns*	*ns*
	RPD			**N/A**	**N/A**	**N/A**	**11.5%**	**21.9%**	**N/A**	**N/A**	N/A	**N/A**	**N/A**	N/A	N/A	N/A	N/A	N/A	N/A

TABLE 9
RELATIVE PERCENT DIFFERENCE (RPD) CALCULATIONS FOR DUPLICATE SAMPLES
Troy Mills Landfill Superfund Site
Troy, New Hampshire

Stratigraphic Unit	Monitoring Well ID	Sample Name	Sample Date	VOCs (µg/L)											SVOCs (µg/L)				Metals (mg/L)	
				n-Butylbenzene	n-Propylbenzene	p-Isopropyltoluene (4-cymene)	Acetone	Ethylbenzene	Isopropylbenzene (cumene)	m/p-Xylene	o-Xylene	sec-Butylbenzene	t-Butylbenzene	1,4-Dioxane	Bis[Di](2-ethylhexyl) phthalate	Naphthalene	2-Methylnaphthalene	Benzyl butyl phthalate	Arsenic	Manganese
Field Samples - Groundwater/Aqueous																				
Overburden	TRY_M-7	TRY_M-7	11/1/2022	< 0.50	< 0.50	< 0.50	< 5.0	< 0.50	< 0.50	< 1.0	< 1.0	< 0.50	< 2.5	**1.15**	< 3.0	< 0.10	< 0.10	< 5.0	*ns*	**0.03168**
		TRY_M-7 DUP		*ns*	*ns*	*ns*	*ns*	*ns*	*ns*	*ns*	*ns*	*ns*	*ns*	**1.15**	*ns*	*ns*	*ns*	*ns*	*ns*	*ns*
	RPD			N/A	N/A	N/A	N/A	N/A	N/A	N/A	N/A	N/A	N/A	**0.0%**	N/A	N/A	N/A	N/A	N/A	N/A
Overburden	TRY_MW-204	TRY_MW-204	11/10/2022	< 0.50	< 0.50	< 0.50	< 5.0	< 0.50	**0.76**	< 1.0	< 1.0	**11**	**2.5**	< 0.144	< 3.0	< 0.10	< 0.10	< 5.0	*ns*	**8.622**
		TRY_MW-204 DUP		< 0.50	< 0.50	< 0.50	< 5.0	< 0.50	**0.86**	< 1.0	< 1.0	**11**	**2.6**	*ns*	< 3.0	< 0.10	< 0.10	< 5.0	*ns*	**8.499**
	RPD			N/A	N/A	N/A	N/A	N/A	**12.3%**	N/A	N/A	**0.0%**	**3.9%**	N/A	N/A	N/A	N/A	N/A	N/A	**1.4%**
Overburden	TRY_MW-A28	TRY_MW-A28	11/10/2022	**1.4**	**4.4**	**2.2**	**9**	< 0.50	**3.2**	< 1.0	< 1.0	**3.3**	< 2.5	< 0.134	**18**	**0.12**	< 0.10	< 5.0	*ns*	**0.6008**
		TRY_MW-A28 DUP		*ns*	*ns*	*ns*	*ns*	*ns*	*ns*	*ns*	*ns*	*ns*	*ns*	*ns*	**13**	**0.21**	< 0.10	< 5.0	*ns*	*ns*
	RPD			N/A	N/A	N/A	N/A	N/A	N/A	N/A	N/A	N/A	N/A	N/A	**32.3%**	**54.5%**	N/A	N/A	N/A	N/A
Overburden	TRY_MW-C6S	TRY_MW-C6S	11/2/2022	< 0.50	< 0.50	< 0.50	< 5.0	< 0.50	< 0.50	< 1.0	< 1.0	**7.6**	**3.7**	< 0.144	< 3.0	< 0.10	< 0.10	< 5.0	---	**12.72**
		TRY_MW-C6S DUP		< 0.50	< 0.50	< 0.50	< 5.0	< 0.50	< 0.50	< 1.0	< 1.0	**8.2**	**4.1**	< 0.144	---	---	---	---	---	**12.57**
	RPD			N/A	N/A	N/A	N/A	N/A	N/A	N/A	N/A	**7.6%**	**10.3%**	N/A	N/A	N/A	N/A	N/A	N/A	**1.2%**
Surface Water	TRY_SW-3	TRY_SW-3	11/11/2022	< 0.50	< 0.50	< 0.50	< 5.0	< 0.50	< 0.50	< 1.0	< 1.0	< 0.50	< 2.5	< 250	< 3.0	< 0.10	< 0.10	< 5.0	*ns*	**0.02543**
		TRY_SW-3 DUP		< 0.50	< 0.50	< 0.50	< 5.0	< 0.50	< 0.50	< 1.0	< 1.0	< 0.50	< 2.5	< 250	< 3.0	< 0.10	< 0.10	< 5.0	*ns*	**0.02549**
	RPD			N/A	N/A	N/A	N/A	N/A	N/A	N/A	N/A	N/A	N/A	N/A	N/A	N/A	N/A	N/A	N/A	**0.2%**
Leachate	TRY_SW-LEACHATE	TRY_SW-LEACHATE	11/11/2022	< 0.50	< 0.50	< 0.50	< 5.0	< 0.50	**7.5**	< 1.0	< 1.0	**9.9**	**3.0**	< 250	< 3.0	< 0.10	< 0.10	< 5.0	*ns*	**3.910**
		TRY_SW-LEACHATE DUP		< 0.50	< 0.50	< 0.50	< 5.0	< 0.50	**7.7**	< 1.0	< 1.0	**9.9**	**3.0**	< 250	< 3.0	< 0.10	**0.26**	< 5.0	*ns*	**3.900**
	RPD			N/A	N/A	N/A	N/A	N/A	**2.6%**	N/A	N/A	**0.0%**	0.0%	N/A	N/A	N/A	N/A	N/A	N/A	**0.3%**
Field Sample - Soil (ng/g)																				
Landfill	TRY_MW-901S 2	TRY_MW-901S 2	11/11/2022	*ns*	*ns*	*ns*	*ns*	*ns*	*ns*	*ns*	*ns*	*ns*	*ns*	*ns*	*ns*	*ns*	*ns*	*ns*	*ns*	*ns*
		TRY_MW-901S 2 DUP		*ns*	*ns*	*ns*	*ns*	*ns*	*ns*	*ns*	*ns*	*ns*	*ns*	*ns*	*ns*	*ns*	*ns*	*ns*	*ns*	*ns*
	RPD			N/A	N/A	N/A	N/A	N/A	**N/A**	N/A	N/A	**N/A**	N/A	N/A	N/A	N/A	N/A	N/A	N/A	**N/A**

TABLE KEY:
VOCs = Volatile Organic Compounds
SVOCs = Semi-Volatile Organic Compounds
ng/L = nanograms per liter
ng/g = nanograms per gram (units only used for soil sample)
µg/L = micrograms per liter
mg/L = milligrams per liter
ns = not sampled
ND = analyte not detected above the laboratory reporting limit
N/A = not applicable
Bold indicates that the concentration was detected above the laboratory reporting detection limit
Green shading indicates the RPD exceeded the acceptance criteria of 30% for aqueous samples

TABLE 10
HISTORICAL EQUIPMENT BLANK SAMPLES AND RESULTS
Troy Mills Landfill Superfund Site
Troy, New Hampshire

Equipment	Sampling Event	Well Sampled Prior to Equipment Blank Collection	Results of Equipment Blank	Decon Method
QED SamplePro Bladder Pump	Fall 2022	TRY_MW-805	ND	Liquinox & water
Water Level Probe		TRY_MW-205	ND	includes Hexane & 2-Propanol
QED SamplePro Bladder Pump	Spring 2020	TRY_MW-805	Contaminants: Perfluorobutanoic Acid (PFBA), Perfluoropentanoic Acid (PFPeA), Perfluorohexanoic Acid (PFHxA), Perfluoroheptanoic Acid (PFHpA), Perfluorooctanoic Acid (PFOA), and Perfluorooctanesulfonic Acid (PFOS)	Liquinox & water
Water Level Probe		TRY_MW-804	ND	includes Hexane & 2-Propanol
QED SamplePro Bladder Pump	Fall 2018	TRY_MW-805	ND (including PFAS)	Liquinox & water
Water Level Probe		TRY_MW-804	ND	includes Hexane & 2-Propanol
QED SamplePro Bladder Pump	Spring 2016	TRY_MW-202P	ND	Liquinox & water
Water Level Probe		TRY_MW-601D	ND	Liquinox & water
Water Level Probe		TRY_MW-804	Contaminants: DEHP	includes Hexane & 2-Propanol
Water Level Probe	Fall 2014	TRY_MW-601D	ND	Liquinox & water
QED SamplePro Bladder Pump		TRY_MW-804	Contaminants: DEHP, benzyl butyl phalate, and manganese	includes Hexane & 2-Propanol
QED SamplePro Bladder Pump	Spring 2013	End of program (801, 802, or 301x)	ND	includes Hexane & 2-Propanol
Oil-Water interface probe		TRY_MW-201S	ND	includes Hexane & 2-Propanol
Oil-Water interface probe	Spring 2011	TRY_MW-201S	ND	includes Hexane & 2-Propanol
DI-Water		Prior to Sampling	ND	N/A
QED SamplePro Bladder Pump		Prior to Sampling	ND	Liquinox & water
DI-Water	Fall 2009	Prior to Sampling	ND	N/A
Oil-Water interface probe		TRY_MW-201S	ND	includes Hexane & 2-Propanol
Hand Auger/ sampling equipment		After Sampling Wetland Soil	ND	includes Hexane & 2-Propanol
Stainless Steel Bailer		After Sampling	ND	includes Hexane & 2-Propanol
Kemmerer Sampler		Prior to Sampling Well TRY_MW-702D	Contaminants: DEHP	includes Hexane & 2-Propanol
DI-Water	Spring 2009	Prior to Sampling	ND	N/A
Oil-Water interface probe		TRY_MW-201S	ND	includes Hexane & 2-Propanol
Bailer		TRY_MW-202S	ND	includes Hexane & 2-Propanol
SW Leachate Container		Prior to Sampling Leachate	ND	N/A

TABLE KEY:
ND = No Detections
DI = Deionized water
DEHP = bis(2-ethylhexyl)phthalate
Green shaded entries indicate wells with consistent DEHP contamination.

Graphs

Graph 1
Interim Cleanup Level (ICL) Exceedances at TRY_MW-804
Troy Mills Landfill Superfund Site
Concentration Trend Graph

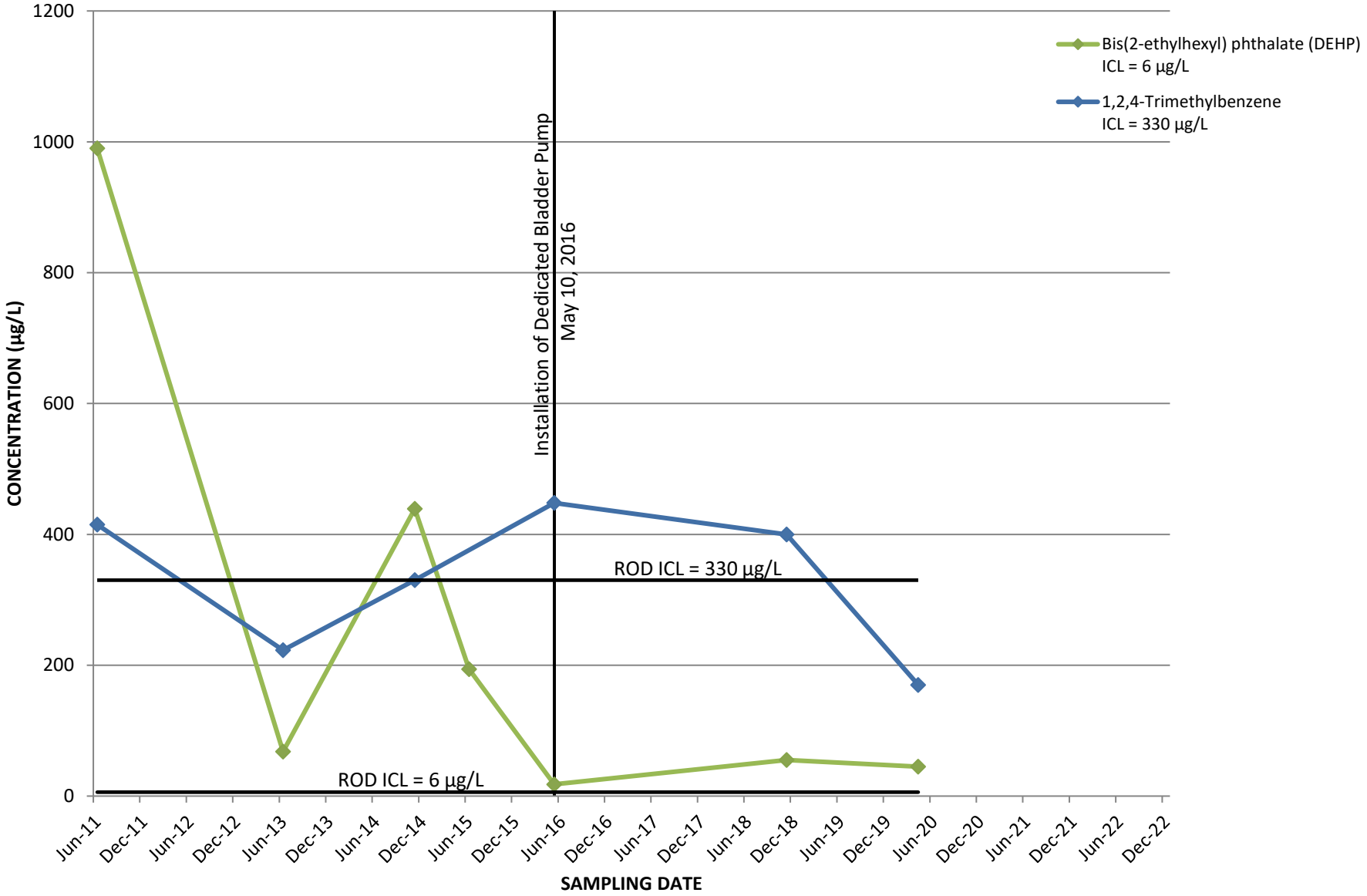

P:\04Jobs\0190900s\04.0190987.00 - NHDES 2019-2023 Contract\04.0190987.35 - Troy Fall 2022 Monitoring Round WSA #5\Report\Graphs\
Trend Graphs 1-6 010620231 TRY_MW-804

GZA GeoEnvironmental, Inc.

Graph 2
Interim Cleanup Level (ICL) Exceedances at TRY_MW-805
Troy Mills Landfill Superfund Site
Concentration Trend Graph

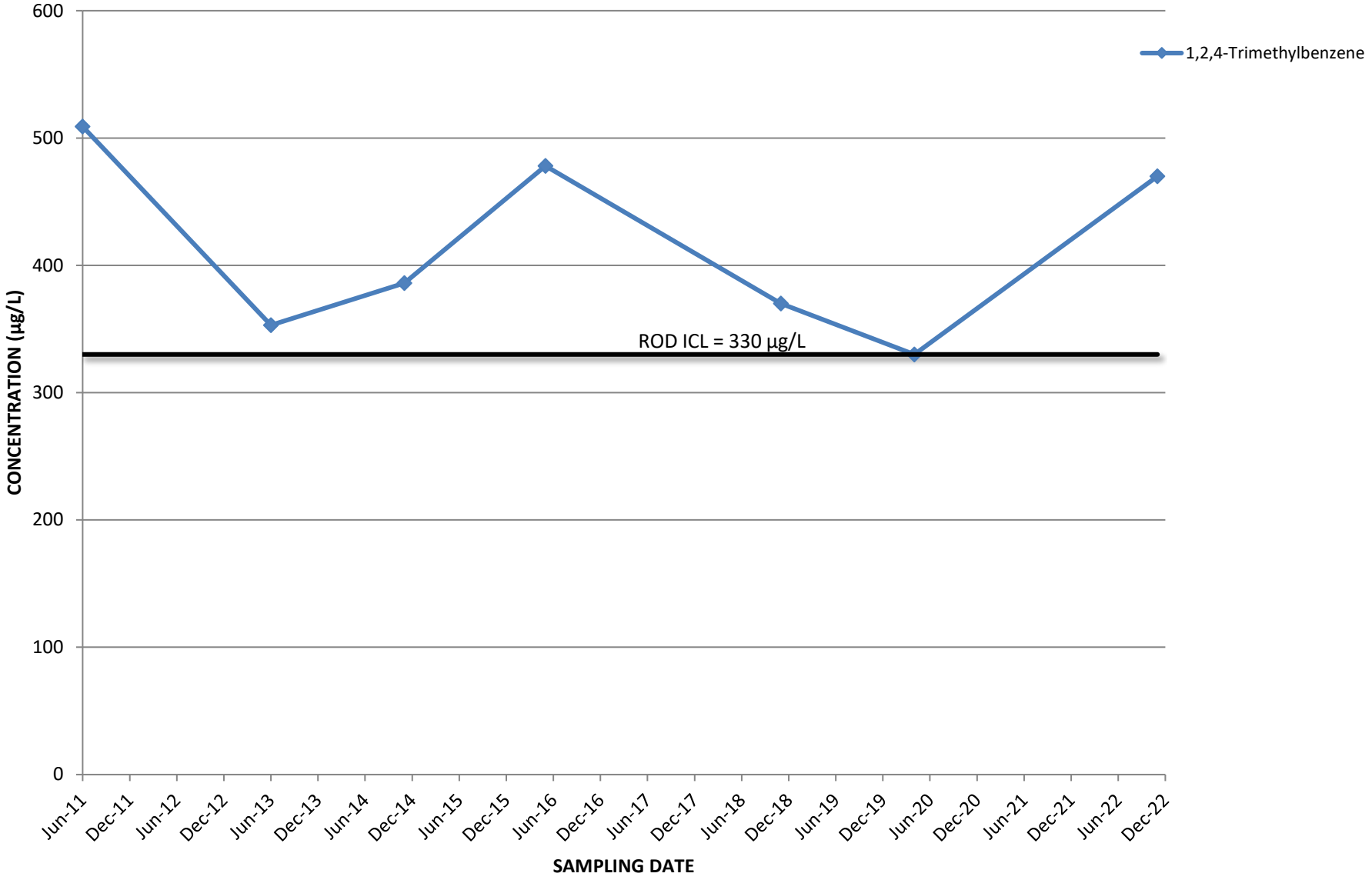

Graph 3
Interim Cleanup Level (ICL) Exceedances at TRY_MW-205
Troy Mills Landfill Superfund Site
Concentration Trend Graph

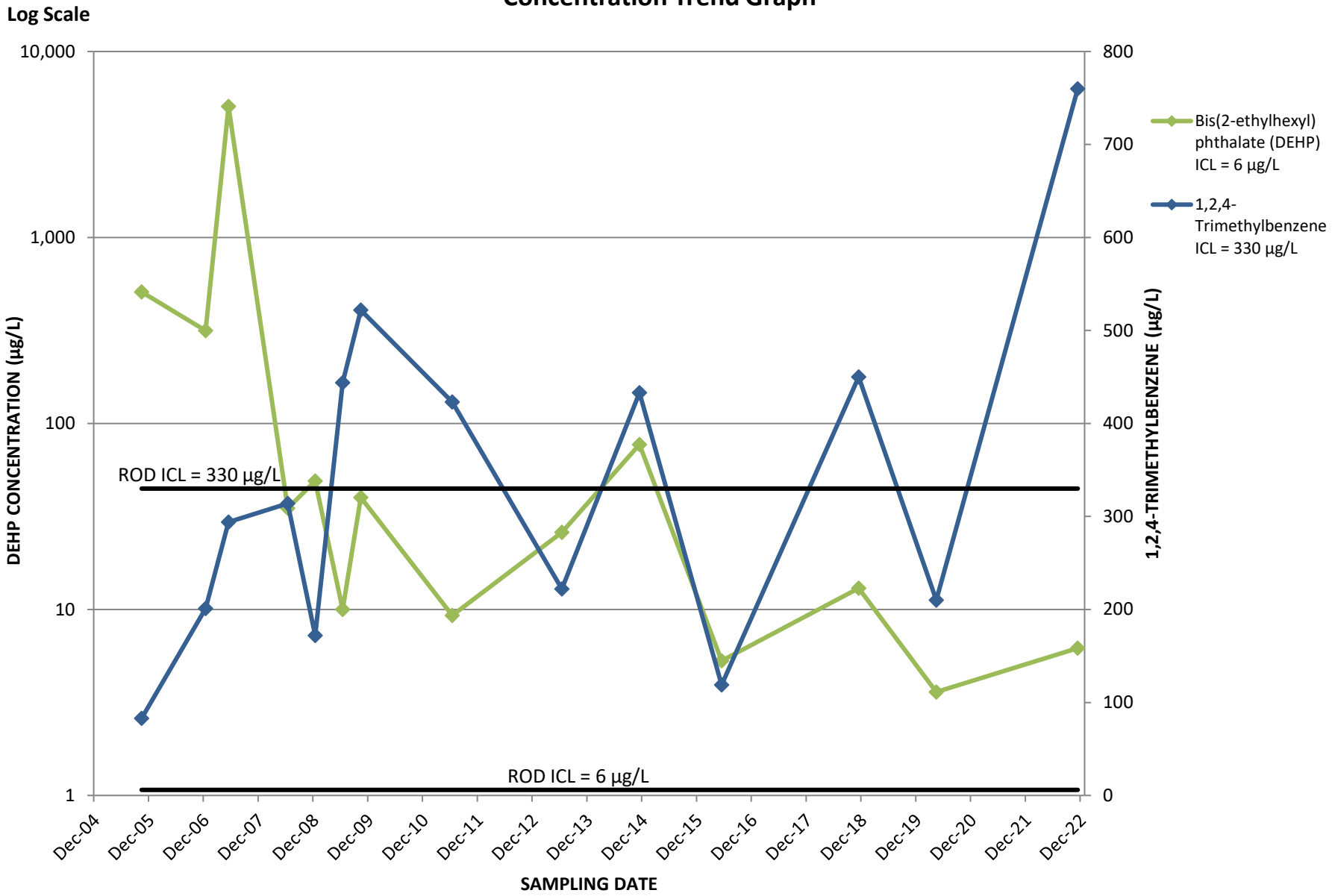

Graph 4
DEHP Concentrations vs. Groundwater Elevation at TRY_MW-205
Troy Mills Landfill Superfund Site
Concentration Trend Graph

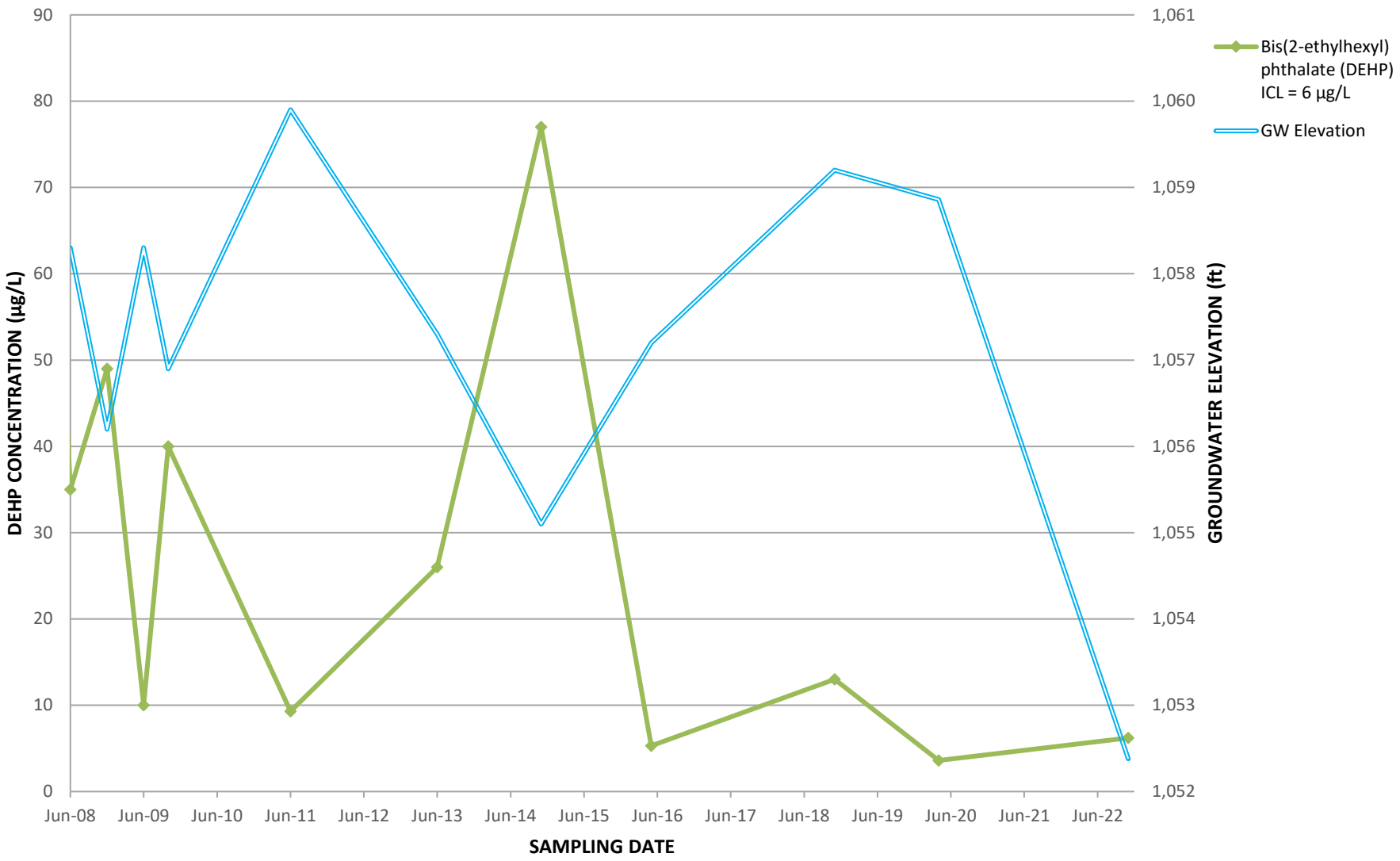

Graph 5
Interim Cleanup Level (ICL) Exceedances at TRY_MW-803
Troy Mills Landfill Superfund Site
Concentration Trend Graph

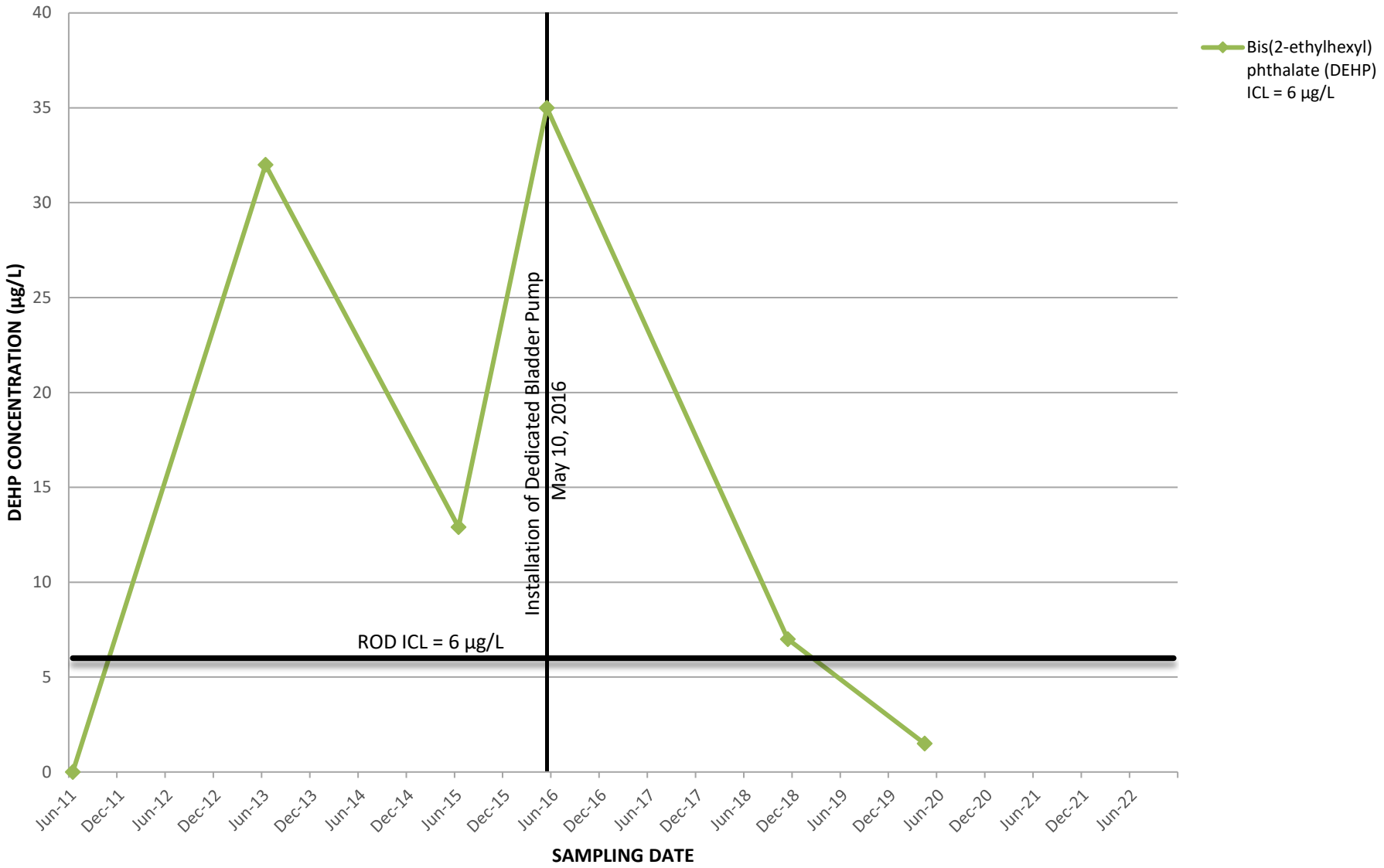

P:\04Jobs\0190900s\04.0190987.00 - NHDES 2019-2023 Contract\04.0190987.35 - Troy Fall 2022 Monitoring Round WSA #5\Report\Graphs\
Trend Graphs 1-6 010620235 TRY_MW-803

GZA GeoEnvironmental, Inc.

Graph 6
Interim Cleanup Level (ICL) Exceedances at TRY_MW-A28
Troy Mills Landfill Superfund Site
Concentration Trend Graph

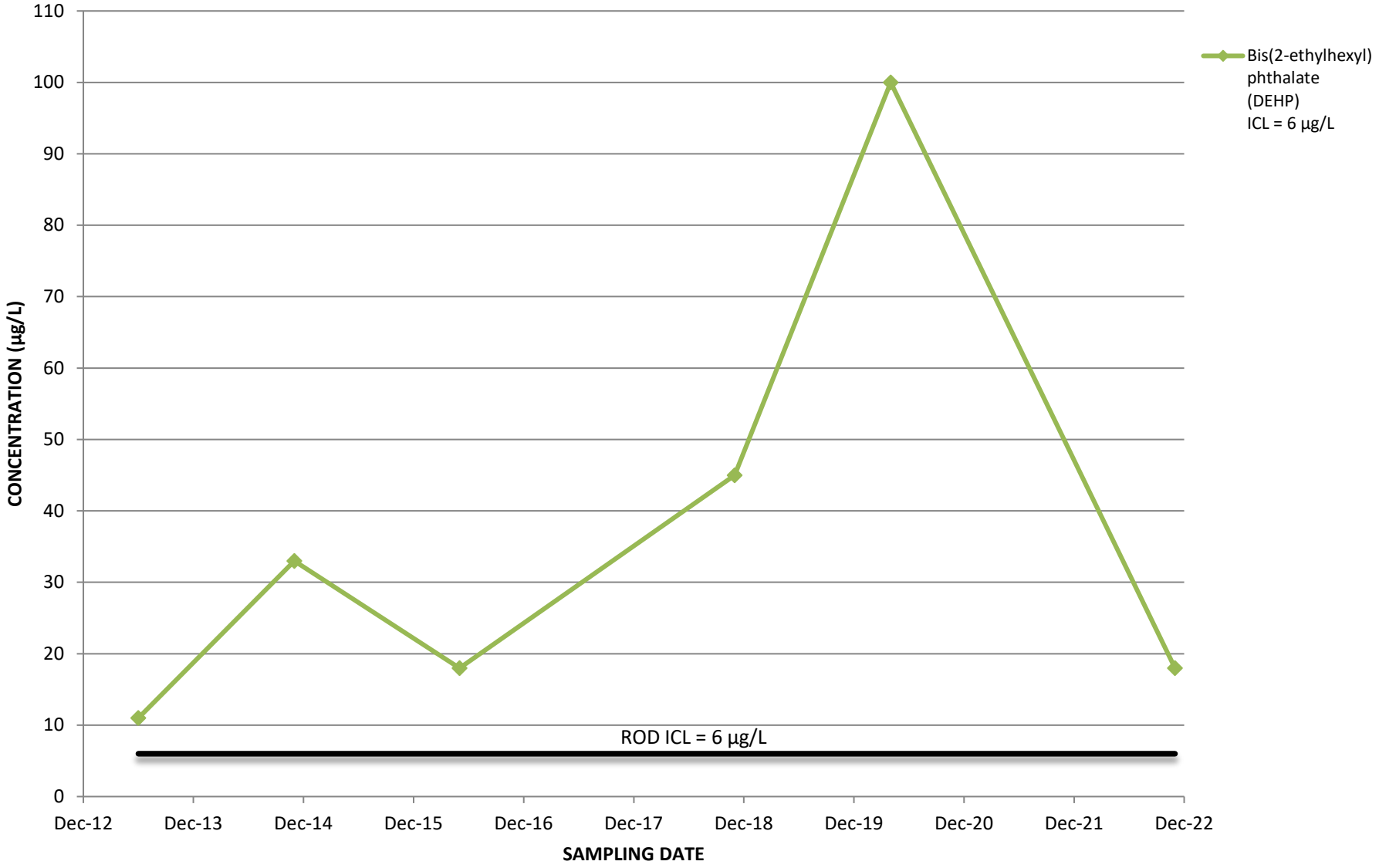

Graph 7A
Interim Cleanup Level (ICL) Exceedances of Manganese Exceeding 5 mg/L and Displaying Increasing or Variable Trends
Troy Mills Landfill Superfund Site
Concentration Trend Graph

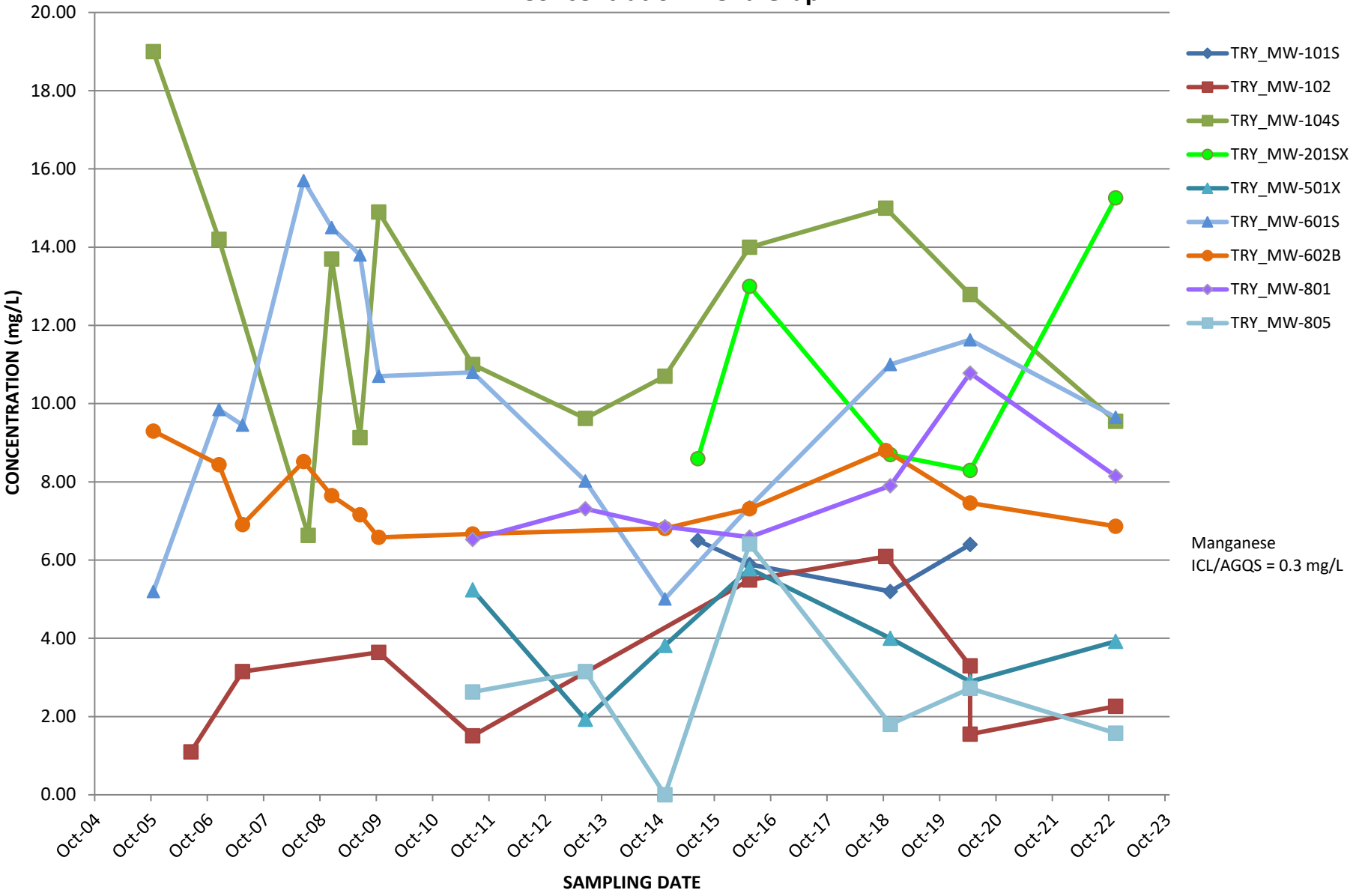

P:\04Jobs\0190900s\04.0190987.00 - NHDES 2019-2023 Contract\04.0190987.35 - Troy Fall 2022 Monitoring Round WSA #5\Report\Graphs\
Trend Graph 7 05222023

GZA GeoEnvironmental, Inc.

Graph 7B
Interim Cleanup Level (ICL) Exceedances of Manganese Exceeding 5 mg/L
Displaying Potential Decreasing Trends
Troy Mills Landfill Superfund Site
Concentration Trend Graph

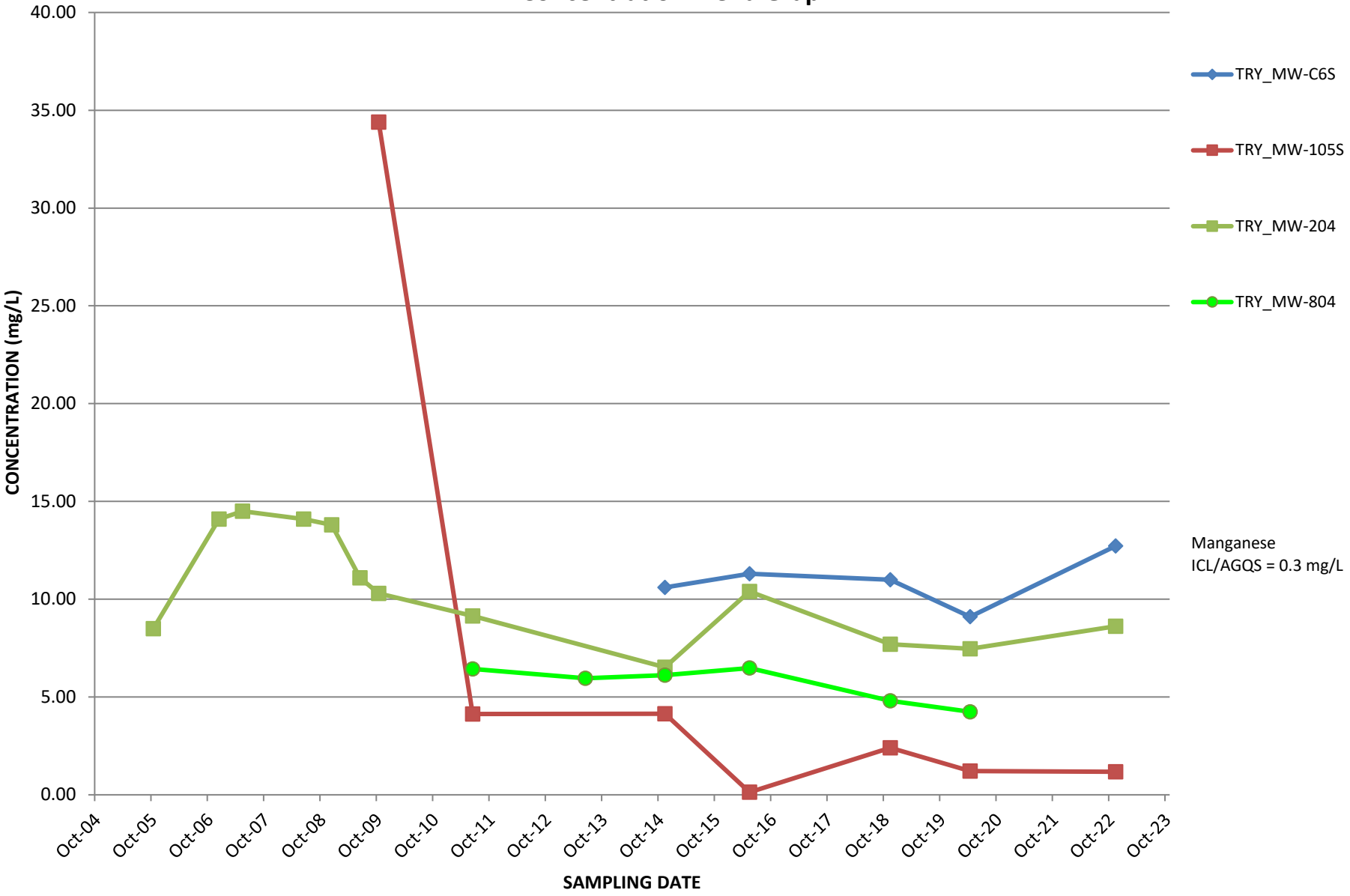

P:\04Jobs\0190900s\04.0190987.00 - NHDES 2019-2023 Contract\04.0190987.35 - Troy Fall 2022 Monitoring Round WSA #5\Report\Graphs\
Trend Graph 7 05222023

GZA GeoEnvironmental, Inc.

Graph 7C
Interim Cleanup Level (ICL) Exceedances of Manganese Less Than 5 mg/L and Displaying Increasing or Variable Trends
Troy Mills Landfill Superfund Site
Concentration Trend Graph

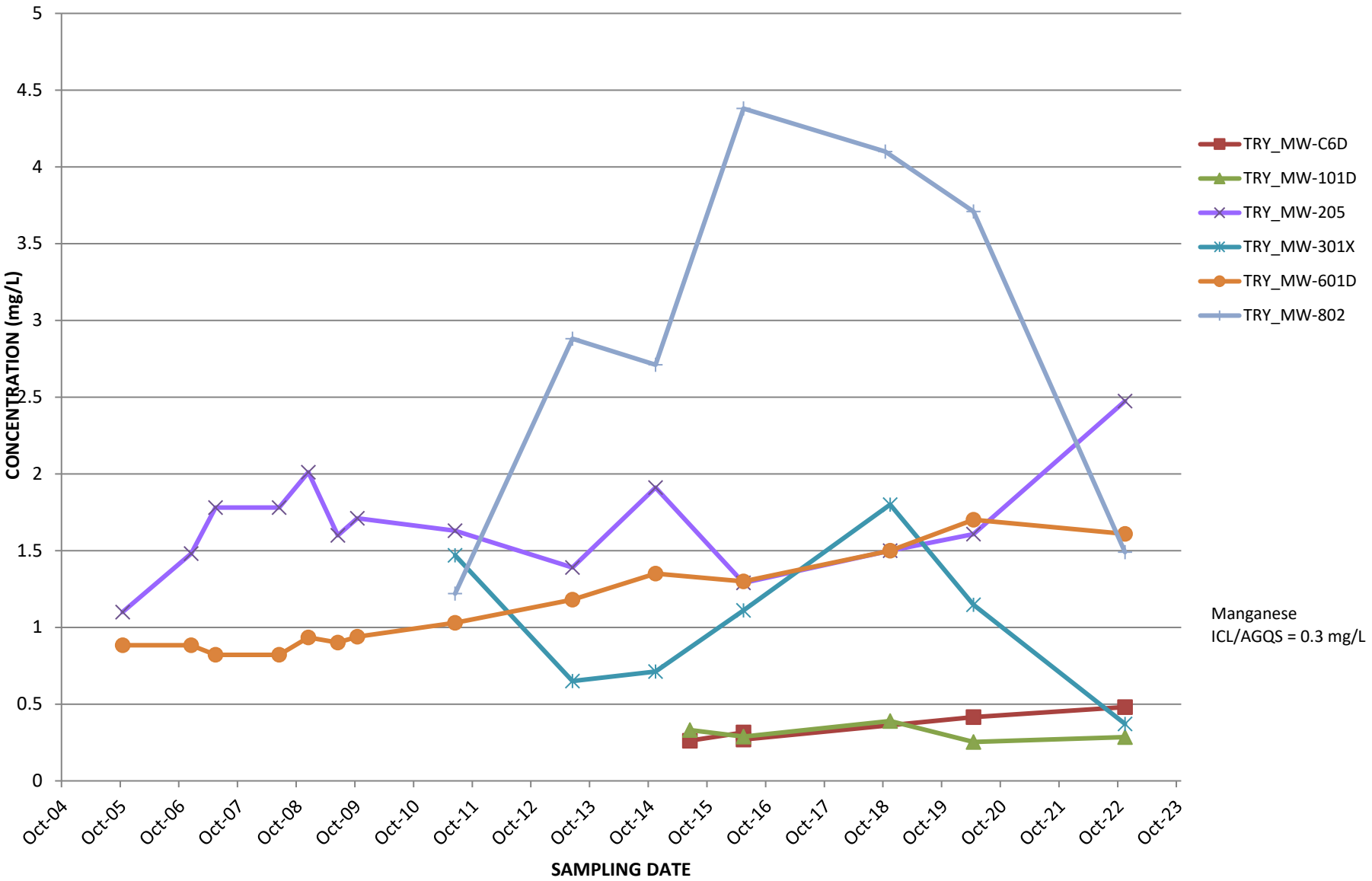

P:\04Jobs\0190900s\04.0190987.00 - NHDES 2019-2023 Contract\04.0190987.35 - Troy Fall 2022 Monitoring Round WSA #5\Report\Graphs\
Trend Graph 7 05222023

GZA GeoEnvironmental, Inc.

Graph 7D
Interim Cleanup Level (ICL) Exceedances of Manganese Less Than 5 mg/L and Displaying Potential Decreasing Trends
Troy Mills Landfill Superfund Site
Concentration Trend Graph

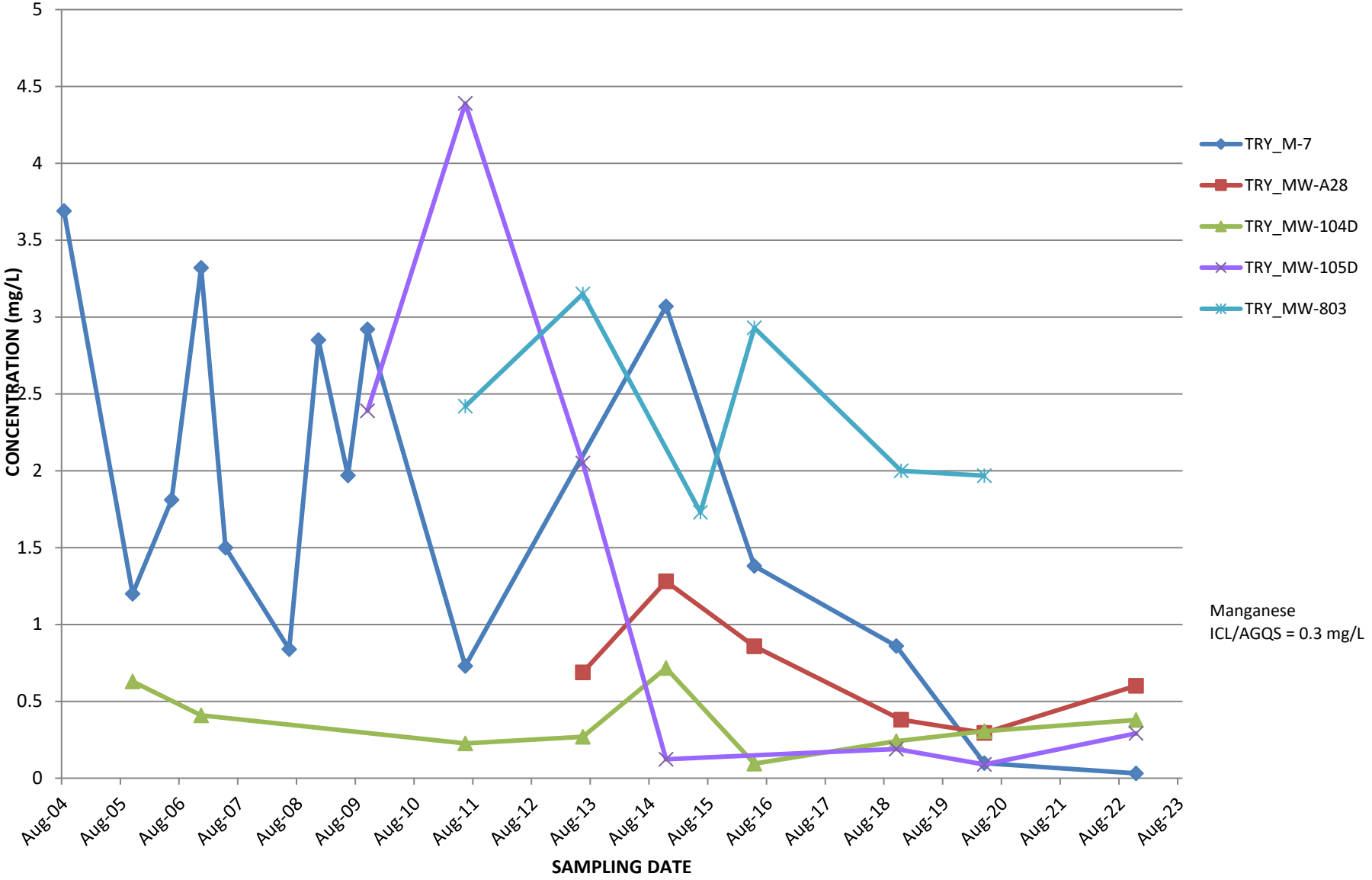

P:\04Jobs\0190900s\04.0190987.00 - NHDES 2019-2023 Contract\04.0190987.35 - Troy Fall 2022 Monitoring Round WSA #5\Report\Graphs\
Trend Graph 7 05222023

GZA GeoEnvironmental, Inc.

Figures

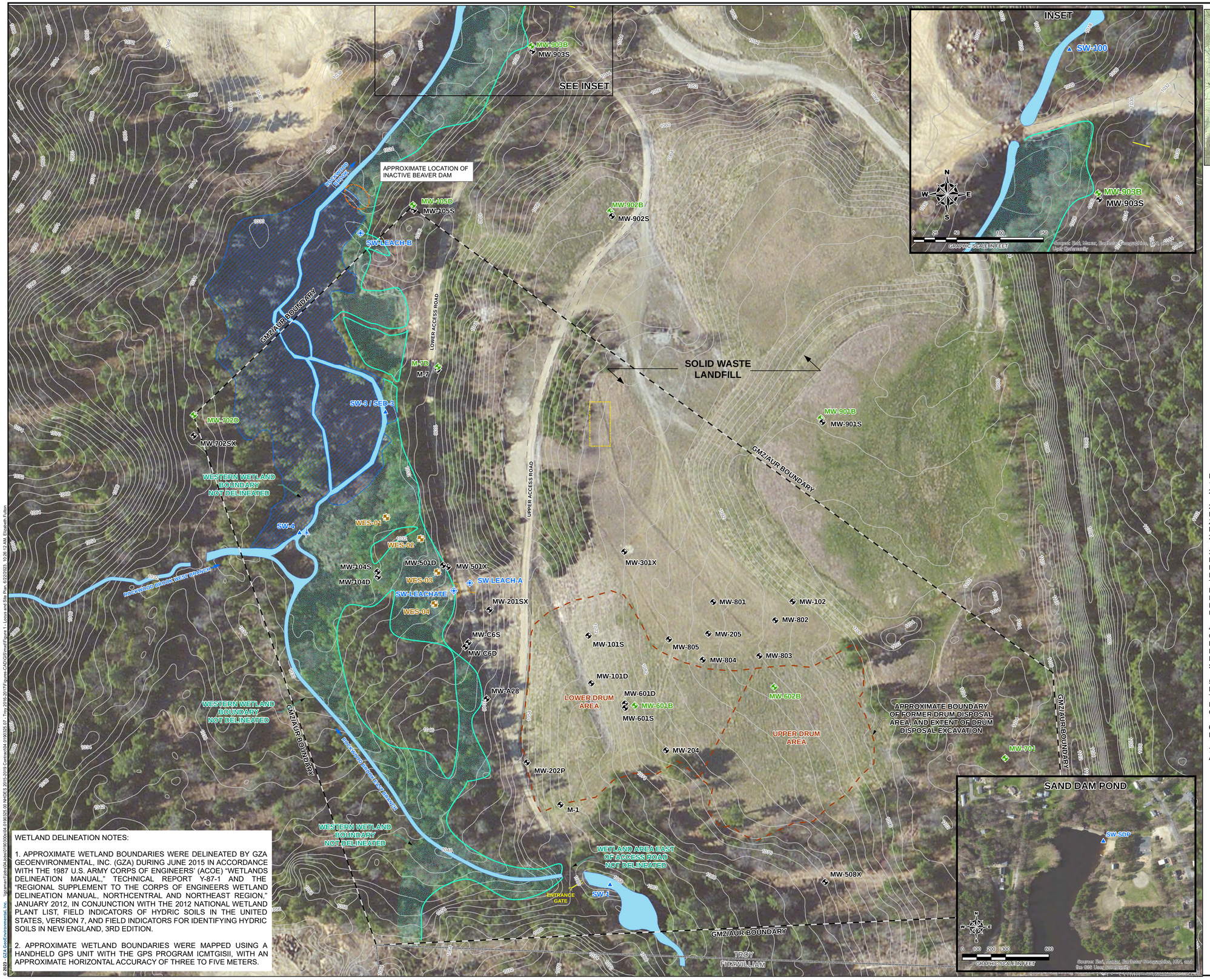

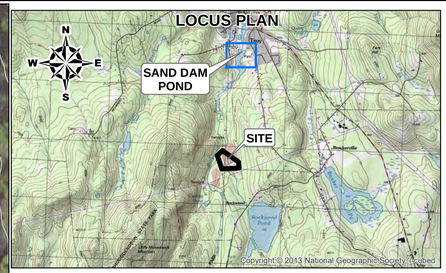

0 2,000 4,000 8,000 12,000
GRAPHIC SCALE IN FEET

LEGEND:

- MW-701 — BEDROCK MONITORING WELL
- MW-601 — OVERBURDEN MONITORING WELL
- WES-01 — WETLAND SOIL SAMPLE LOCATION
- SW-1 — SURFACE WATER AND/OR SEDIMENT SAMPLE LOCATION
- SW-LEACH-A — LEACHATE SAMPLE LOCATION
- PERMANENTLY INSTALLED STAFF GAUGE
- STREAM FLOW DIRECTION
- APPROXIMATE LOCATION OF FORMER DRUM DISPOSAL AREA
- APPROXIMATE WETLAND BOUNDARY
- CULVERT
- ENTRANCE GATE
- GMZ/AUR
- GRAVEL ACCESS
- TOWN LINE
- Location of buried soil and bedrock cuttings from Fall 2022 drilling activities
- TOPOGRAPHIC CONTOURS (2-FOOT)
- APPROXIMATE EXTENT OF FORMER PONDING
- APPROXIMATE WETLAND
- SURFACE WATER

NOTES:

1. BASE PLAN IS FROM NHDES GPS DATA POINTS TAKEN ON SEPTEMBER 29, 2011.

2. THE GROUNDWATER MANAGEMENT ZONE (GMZ)/ACTIVITY AND USE RESTRICTION (AUR) BOUNDARY IS FROM "GROUNDWATER MANAGEMENT ZONE & ACTIVITY AND USE RESTRICTION PLAN, TROY MILLS LANDFILL, TROY, NEW HAMPSHIRE", PREPARED BY TF MORAN, INC., DATED DECEMBER 18, 2006, REVISED JANUARY 17, 2007 AND MARCH 19, 2007.

3. A SURVEY OF THE SITE WELLS WAS CONDUCTED DURING FEBRUARY 2005 BY CONKLIN & SOROKA OF CHESHIRE, CONNECTICUT. THE BENCHMARK POINT USED FOR THIS SURVEY WAS MONITORING WELL TRY_M-3; ITS ELEVATION WAS ESTABLISHED AS 1037.65 (PVC) ACCORDING TO THE PLAN TITLED "TOPOGRAPHIC SURVEY DEPICTING MONITORING WELL LOCATIONS, LAND OF TROY MILLS LANDFILL." THE HORIZONTAL DATUM USED TO IDENTIFY SITE MONITORING WELLS IS NAD 83/96 PER NHDOT BASE STATION, FOLLOWING THE NEW HAMPSHIRE STATE PLANE PROJECTION, IN UNITS OF U.S. SURVEY FEET.

4. AN ADDITIONAL SURVEY OF MW-901S/B, MW-902S/B, AND MW-903S/B WAS CONDUCTED BY GZA DURING NOVEMBER 2022 USING THE ESTABLISHED BENCHMARK ON THE EASTERN SIDE OF THE CULVERT AT SW-1 (EL. 1,060.98 FT). THE HORIZONTAL DATUM USED TO IDENTIFY SITE MONITORING WELLS IS NAD 83/96 PER NHDOT BASE STATION, FOLLOWING THE NEW HAMPSHIRE STATE PLANE PROJECTION, IN UNITS OF U.S. SURVEY FEET.

5. SURFACE WATER SAMPLING LOCATION SW-100 IS LOCATED ON ROCKWOOD BROOK TO THE NORTH OF THE NORTHERNMOST CORNER OF THE GMZ/AUR LINE. THE LOCATION OF SW-100 WAS DETERMINED IN THE FIELD AND RECORDED BY GZA WITH A HANDHELD GPS UNIT IN THE SPRING OF 2016.

6. TOPOGRAPHIC CONTOURS (2-FOOT) WERE OBTAINED BY GZA FROM THE NEW HAMPSHIRE GEOTATA PORTAL IN FEBRUARY 2023.

7. AERIAL IMAGERY SOURCE: ESRI, MAXAR, EARTHSTAR GEOGRAPHICS, IGN, AND THE GIS USER COMMUNITY.

0 30 60 120 180
GRAPHIC SCALE IN FEET

WETLAND DELINEATION NOTES:

1. APPROXIMATE WETLAND BOUNDARIES WERE DELINEATED BY GZA GEOENVIRONMENTAL, INC. (GZA) DURING JUNE 2015 IN ACCORDANCE WITH THE 1987 U.S. ARMY CORPS OF ENGINEERS' (ACOE) "WETLANDS DELINEATION MANUAL," TECHNICAL REPORT Y-87-1 AND THE "REGIONAL SUPPLEMENT TO THE CORPS OF ENGINEERS WETLAND DELINEATION MANUAL, NORTHCENTRAL AND NORTHEAST REGION," JANUARY 2012, IN CONJUNCTION WITH THE 2012 NATIONAL WETLAND PLANT LIST, FIELD INDICATORS OF HYDRIC SOILS IN THE UNITED STATES, VERSION 7, AND FIELD INDICATORS FOR IDENTIFYING HYDRIC SOILS IN NEW ENGLAND, 3RD EDITION.

2. APPROXIMATE WETLAND BOUNDARIES WERE MAPPED USING A HANDHELD GPS UNIT WITH THE GPS PROGRAM ICMTGISII, WITH AN APPROXIMATE HORIZONTAL ACCURACY OF THREE TO FIVE METERS.

UNLESS SPECIFICALLY STATED BY WRITTEN AGREEMENT, THIS DRAWING IS THE SOLE PROPERTY OF GZA GEOENVIRONMENTAL, INC. (GZA), THE INFORMATION SHOWN ON THE DRAWING IS SOLELY FOR THE USE BY GZA'S CLIENT OR THE CLIENT'S DESIGNATED REPRESENTATIVE FOR THE SPECIFIC PROJECT AND LOCATION IDENTIFIED ON THE DRAWING. THE DRAWING SHALL NOT BE TRANSFERRED, REUSED, COPIED, OR ALTERED IN ANY MANNER FOR USE AT ANY OTHER LOCATION OR FOR ANY OTHER PURPOSE WITHOUT THE PRIOR WRITTEN CONSENT OF GZA. ANY TRANSFER, REUSE, OR MODIFICATION TO THE DRAWING BY THE CLIENT OR OTHERS, WITHOUT THE PRIOR WRITTEN EXPRESS CONSENT OF GZA, WILL BE AT THE USER'S SOLE RISK AND WITHOUT ANY RISK OR LIABILITY TO GZA.

TROY MILLS LANDFILL
SUPERFUND SITE
TROY, NEW HAMPSHIRE

LOCUS AND SITE EXPLORATION PLAN

PREPARED BY:
GZA GeoEnvironmental, Inc.
Engineers and Scientists
www.gza.com

PREPARED FOR: NHDES/EPA

PROJ MGR: MEM	REVIEWED BY: SRL	CHECKED BY: JMW	FIGURE
DESIGNED BY: MEM	DRAWN BY: ADM	SCALE: 1 in = 60 ft	1
DATE: JUN 2023	PROJECT NO. 04.0190987.35	REVISION NO.	

© 2023 - GZA GeoEnvironmental Inc. \\gzaman\libs04\Jobs\0190\30\04\0190325.00 NHDES 2012-2019 Contracts\04.0190325.07 - Troy 2016-2017\Figures CAD\GS\mxd\Figure 1 - Locus and Site Plan, 6/22/2023, 10:26:12 AM, Elizabeth Felton

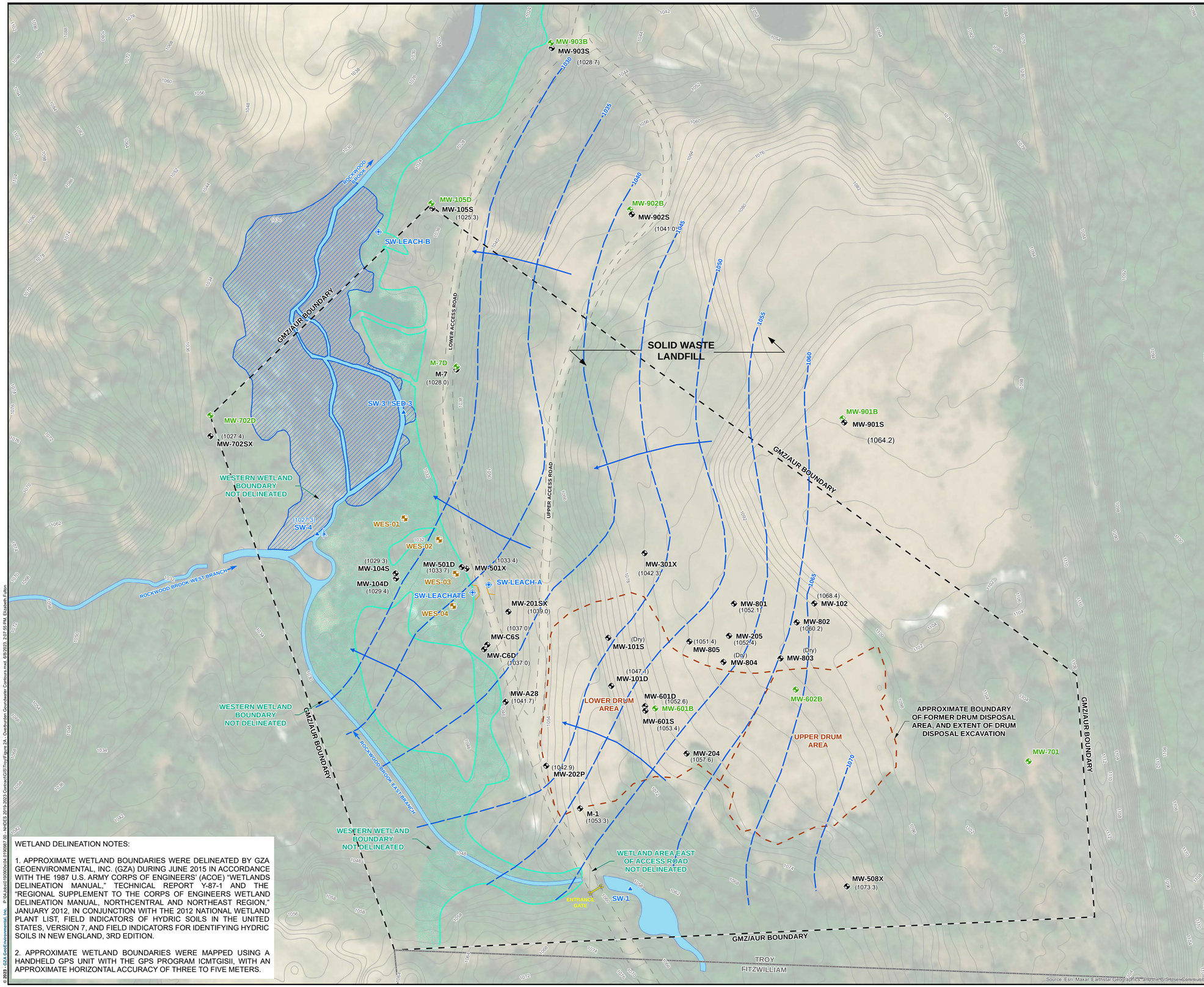

WETLAND DELINEATION NOTES:

1. APPROXIMATE WETLAND BOUNDARIES WERE DELINEATED BY GZA GEOENVIRONMENTAL, INC. (GZA) DURING JUNE 2015 IN ACCORDANCE WITH THE 1987 U.S. ARMY CORPS OF ENGINEERS' (ACOE) "WETLANDS DELINEATION MANUAL," TECHNICAL REPORT Y-87-1 AND THE "REGIONAL SUPPLEMENT TO THE CORPS OF ENGINEERS WETLAND DELINEATION MANUAL, NORTHCENTRAL AND NORTHEAST REGION," JANUARY 2012, IN CONJUNCTION WITH THE 2012 NATIONAL WETLAND PLANT LIST, FIELD INDICATORS OF HYDRIC SOILS IN THE UNITED STATES, VERSION 7, AND FIELD INDICATORS FOR IDENTIFYING HYDRIC SOILS IN NEW ENGLAND, 3RD EDITION.

2. APPROXIMATE WETLAND BOUNDARIES WERE MAPPED USING A HANDHELD GPS UNIT WITH THE GPS PROGRAM ICMTGISII, WITH AN APPROXIMATE HORIZONTAL ACCURACY OF THREE TO FIVE METERS.

NOTES:

1. BASE PLAN IS FROM NHDES GPS DATA POINTS TAKEN ON SEPTEMBER 29, 2011.

2. THE GROUNDWATER MANAGEMENT ZONE (GMZ)/ACTIVITY AND USE RESTRICTION (AUR) BOUNDARY IS FROM "GROUNDWATER MANAGEMENT ZONE & ACTIVITY AND USE RESTRICTION PLAN, TROY MILLS LANDFILL, TROY, NEW HAMPSHIRE", PREPARED BY TF MORAN, INC., DATED DECEMBER 18, 2006, REVISED JANUARY 17, 2007 AND MARCH 19, 2007.

3. A SURVEY OF THE SITE WELLS WAS CONDUCTED DURING FEBRUARY 2005 BY CONKLIN & SOROKA OF CHESHIRE, CONNECTICUT. THE BENCHMARK POINT USED FOR THIS SURVEY WAS MONITORING WELL TRY_M-3; ITS ELEVATION WAS ESTABLISHED AS 1037.65 (PVC) ACCORDING TO THE PLAN TITLED "TOPOGRAPHIC SURVEY DEPICTING MONITORING WELL LOCATIONS, LAND OF TROY MILLS LANDFILL." THE HORIZONTAL DATUM USED TO IDENTIFY SITE MONITORING WELLS IS NAD 83/96 PER NHDOT BASE STATION, FOLLOWING THE NEW HAMPSHIRE STATE PLANE PROJECTION, IN UNITS OF U.S. SURVEY FEET.

4. AN ADDITIONAL SURVEY OF MW-901S/B, MW-902S/B, AND MW-903S/B WAS CONDUCTED BY GZA DURING NOVEMBER 2022 USING THE ESTABLISHED BENCHMARK ON THE EASTERN SIDE OF THE CULVERT AT SW-1 (EL. 1,060.98 FT). THE HORIZONTAL DATUM USED TO IDENTIFY SITE MONITORING WELLS IS NAD 83/96 PER NHDOT BASE STATION, FOLLOWING THE NEW HAMPSHIRE STATE PLANE PROJECTION, IN UNITS OF U.S. SURVEY FEET.

5. GROUNDWATER ELEVATIONS WERE CALCULATED FROM THE DATA COLLECTED DURING THE NOVEMBER 2022 GROUNDWATER LEVEL MEASUREMENT ROUND.

6. ESTIMATED OVERBURDEN GROUNDWATER ELEVATION CONTOURS ARE BASED ON WATER LEVEL DATA COLLECTED AT WIDELY SPACED MONITORING LOCATIONS AND ASSUME ISOTROPIC HOMOGENEOUS CONDITIONS. LOCAL VARIATIONS IN GROUNDWATER ELEVATION/HYDRAULIC HEAD AND GROUNDWATER FLOW ARE ANTICIPATED TO OCCUR DUE TO STRATIGRAPHY AND VARIATIONS WITHIN THE HYDRAULIC PROPERTIES OF THE OVERBURDEN DEPOSITS AND FILL.

7. TOPOGRAPHIC CONTOURS (2-FOOT) WERE OBTAINED BY GZA FROM THE NEW HAMPSHIRE GEOTATA PORTAL IN FEBRUARY 2023.

8. AERIAL IMAGERY SOURCE: ESRI, MAXAR, EARTHSTAR GEOGRAPHICS, IGN, AND THE GIS USER COMMUNITY.

LEGEND:

- MW-701 — BEDROCK MONITORING WELL
- MW-601 — OVERBURDEN MONITORING WELL
- WES-01 — WETLAND SOIL SAMPLE LOCATION
- SW-1 — SURFACE WATER AND/OR SEDIMENT SAMPLE LOCATION
- SW-LEACH-A — LEACHATE SAMPLE LOCATION
- PERMANENTLY INSTALLED STAFF GAUGE
- STREAM FLOW DIRECTION
- TOPOGRAPHIC CONTOUR (2-FOOT)
- ESTIMATED OVERBURDEN GROUNDWATER ELEVATION CONTOUR
- (1061.6) ESTIMATED BULK GROUNDWATER FLOW DIRECTION
- APPROXIMATE LOCATION OF FORMER DRUM DISPOSAL AREA
- APPROXIMATE WETLAND BOUNDARY
- CULVERT
- ENTRANCE GATE
- GMZ/AUR
- GRAVEL ACCESS ROAD
- TOWN LINE
- APPROXIMATE EXTENT OF FORMER PONDING
- APPROXIMATE WETLAND AREA
- SURFACE WATER

N W E S

0 30 60 120 180
GRAPHIC SCALE IN FEET

UNLESS SPECIFICALLY STATED BY WRITTEN AGREEMENT, THIS DRAWING IS THE SOLE PROPERTY OF GZA GEOENVIRONMENTAL, INC. (GZA). THE INFORMATION SHOWN ON THE DRAWING IS SOLELY FOR THE USE BY GZA'S CLIENT OR THE CLIENT'S DESIGNATED REPRESENTATIVE FOR THE SPECIFIC PROJECT AND LOCATION IDENTIFIED ON THE DRAWING. THE DRAWING SHALL NOT BE TRANSFERRED, REUSED, COPIED, OR ALTERED IN ANY MANNER FOR USE AT ANY OTHER LOCATION OR FOR ANY OTHER PURPOSE WITHOUT THE PRIOR WRITTEN CONSENT OF GZA, ANY TRANSFER, REUSE, OR MODIFICATION TO THE DRAWING BY THE CLIENT OR OTHERS, WITHOUT THE PRIOR WRITTEN EXPRESS CONSENT OF GZA, WILL BE AT THE USER'S SOLE RISK AND WITHOUT ANY RISK OR LIABILITY TO GZA.

TROY MILLS LANDFILL
SUPERFUND SITE
TROY, NEW HAMPSHIRE

OVERBURDEN GROUNDWATER ELEVATIONS AND POTENTIOMETRIC SURFACES (2022)

PREPARED BY:
GZA GeoEnvironmental, Inc.
Engineers and Scientists
www.gza.com

PREPARED FOR: NHDES/EPA

PROJ MGR: MEM	REVIEWED BY: SRL	CHECKED BY: JMW	FIGURE 2A
DESIGNED BY: MEM	DRAWN BY: ADM	SCALE: 1 in = 60 ft	
DATE: JUN 2023	PROJECT NO. 04.0190987.35	REVISION NO.	

© 2023 - GZA GeoEnvironmental, Inc. P:\04.Jobs\0190900s\04.0190987.00 - NHDES 2016-2023 Contract\GIS\Troy\Figure 2A - Overburden Groundwater Contours.mxd, 6/8/2023, 2:07:55 PM, Elizabeth Fullen

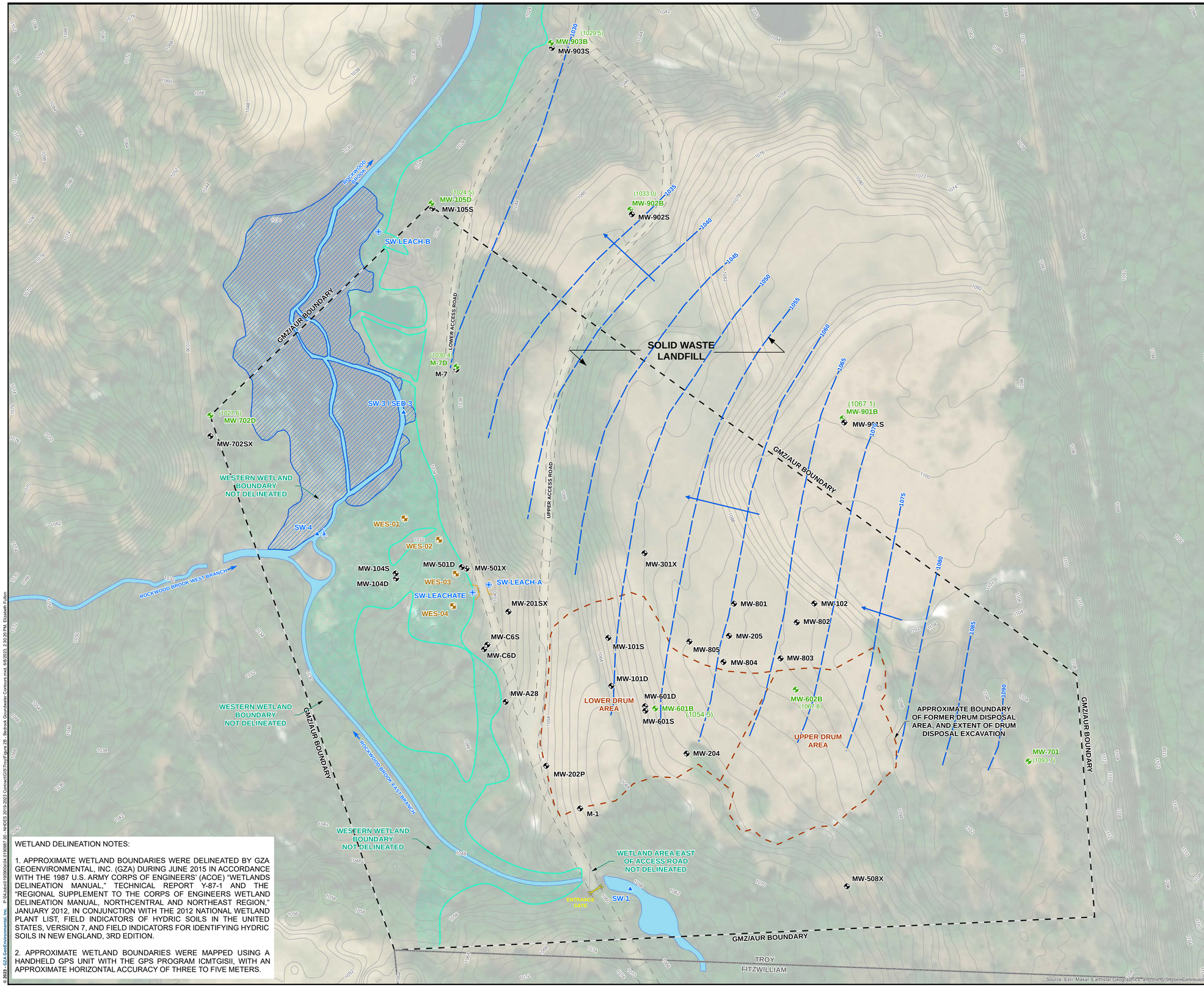

WETLAND DELINEATION NOTES:

1. APPROXIMATE WETLAND BOUNDARIES WERE DELINEATED BY GZA GEOENVIRONMENTAL, INC. (GZA) DURING JUNE 2015 IN ACCORDANCE WITH THE 1987 U.S. ARMY CORPS OF ENGINEERS' (ACOE) "WETLANDS DELINEATION MANUAL," TECHNICAL REPORT Y-87-1 AND THE "REGIONAL SUPPLEMENT TO THE CORPS OF ENGINEERS WETLAND DELINEATION MANUAL, NORTHCENTRAL AND NORTHEAST REGION," JANUARY 2012, IN CONJUNCTION WITH THE 2012 NATIONAL WETLAND PLANT LIST, FIELD INDICATORS OF HYDRIC SOILS IN THE UNITED STATES, VERSION 7, AND FIELD INDICATORS FOR IDENTIFYING HYDRIC SOILS IN NEW ENGLAND, 3RD EDITION.

2. APPROXIMATE WETLAND BOUNDARIES WERE MAPPED USING A HANDHELD GPS UNIT WITH THE GPS PROGRAM ICMTGISII, WITH AN APPROXIMATE HORIZONTAL ACCURACY OF THREE TO FIVE METERS.

NOTES:

1. BASE PLAN IS FROM NHDES GPS DATA POINTS TAKEN ON SEPTEMBER 29, 2011.

2. THE GROUNDWATER MANAGEMENT ZONE (GMZ)/ACTIVITY AND USE RESTRICTION (AUR) BOUNDARY IS FROM "GROUNDWATER MANAGEMENT ZONE & ACTIVITY AND USE RESTRICTION PLAN, TROY MILLS LANDFILL, TROY, NEW HAMPSHIRE", PREPARED BY TF MORAN, INC., DATED DECEMBER 18, 2006, REVISED JANUARY 17, 2007 AND MARCH 19, 2007.

3. A SURVEY OF THE SITE WELLS WAS CONDUCTED DURING FEBRUARY 2005 BY CONKLIN & SOROKA OF CHESHIRE, CONNECTICUT. THE BENCHMARK POINT USED FOR THIS SURVEY WAS MONITORING WELL TRY_M-3; ITS ELEVATION WAS ESTABLISHED AS 1037.65 (PVC) ACCORDING TO THE PLAN TITLED "TOPOGRAPHIC SURVEY DEPICTING MONITORING WELL LOCATIONS, LAND OF TROY MILLS LANDFILL." THE HORIZONTAL DATUM USED TO IDENTIFY SITE MONITORING WELLS IS NAD 83/96 PER NHDOT BASE STATION, FOLLOWING THE NEW HAMPSHIRE STATE PLANE PROJECTION, IN UNITS OF U.S. SURVEY FEET.

4. AN ADDITIONAL SURVEY OF MW-901S/B, MW-902S/B, AND MW-903S/B WAS CONDUCTED BY GZA DURING NOVEMBER 2022 USING THE ESTABLISHED BENCHMARK ON THE EASTERN SIDE OF THE CULVERT AT SW-1 (EL. 1,060.98 FT). THE HORIZONTAL DATUM USED TO IDENTIFY SITE MONITORING WELLS IS NAD 83/96 PER NHDOT BASE STATION, FOLLOWING THE NEW HAMPSHIRE STATE PLANE PROJECTION, IN UNITS OF U.S. SURVEY FEET.

5. GROUNDWATER ELEVATIONS WERE CALCULATED FROM THE DATA COLLECTED DURING THE NOVEMBER 2022 GROUNDWATER LEVEL MEASUREMENT ROUND.

6. ESTIMATED GROUNDWATER ELEVATION CONTOURS AND INFERRED DIRECTIONS OF GROUNDWATER FLOW SHOWN ASSUME ISOTROPIC HOMOGENOUS CONDITIONS. THESE ASSUMPTIONS ARE NOT VALID FOR FRACTURED BEDROCK HYDROGEOLOGIC SYSTEMS AT SMALLER SPATIAL SCALES, AND LOCAL VARIATIONS IN GROUNDWATER FLOW ARE ANTICIPATED. BASED ON OUR UNDERSTANDING OF LOCAL HYDROGEOLOGY, THE ASSUMPTIONS OF ISOTROPIC HOMOGENOUS CONDITIONS AT THE SPATIAL SCALE
ILLUSTRATED HEREON ARE CONSIDERED VALID BY GZA.

7. TOPOGRAPHIC CONTOURS (2-FOOT) WERE OBTAINED BY GZA FROM THE NEW HAMPSHIRE GEOTATA PORTAL IN FEBRUARY 2023.

8. AERIAL IMAGERY SOURCE: ESRI, MAXAR, EARTHSTAR GEOGRAPHICS, IGN, AND THE GIS USER COMMUNITY.

LEGEND:

- MW-701 — BEDROCK MONITORING WELL
- MW-601 — OVERBURDEN MONITORING WELL
- WES-01 — WETLAND SOIL SAMPLE LOCATION
- SW-1 — SURFACE WATER AND/OR SEDIMENT SAMPLE LOCATION
- SW-LEACH-A — LEACHATE SAMPLE LOCATION
- PERMANENTLY INSTALLED STAFF GAUGE
- STREAM FLOW DIRECTION
- TOPOGRAPHIC CONTOUR (2-FOOT)
- (1061.6) — ESTIMATED BEDROCK HYDRAULIC HEAD CONTOUR
- ESTIMATED BULK GROUNDWATER FLOW DIRECTION
- APPROXIMATE LOCATION OF FORMER DRUM DISPOSAL AREA
- APPROXIMATE WETLAND BOUNDARY
- CULVERT
- ENTRANCE GATE
- GMZ/AUR
- GRAVEL ACCESS
- TOWN LINE
- APPROXIMATE EXTENT OF FORMER PONDING
- APPROXIMATE WETLAND
- SURFACE WATER

N W E S

0 30 60 120 180
GRAPHIC SCALE IN FEET

UNLESS SPECIFICALLY STATED BY WRITTEN AGREEMENT, THIS DRAWING IS THE SOLE PROPERTY OF GZA GEOENVIRONMENTAL, INC. (GZA). THE INFORMATION SHOWN ON THE DRAWING IS SOLELY FOR THE USE BY GZA'S CLIENT OR THE CLIENT'S DESIGNATED REPRESENTATIVE FOR THE SPECIFIC PROJECT AND LOCATION IDENTIFIED ON THE DRAWING. THE DRAWING SHALL NOT BE TRANSFERRED, REUSED, COPIED, OR ALTERED IN ANY MANNER FOR USE AT ANY OTHER LOCATION OR FOR ANY OTHER PURPOSE WITHOUT THE PRIOR WRITTEN CONSENT OF GZA. ANY TRANSFER, REUSE, OR MODIFICATION TO THE DRAWING BY THE CLIENT OR OTHERS, WITHOUT THE PRIOR WRITTEN EXPRESS CONSENT OF GZA, WILL BE AT THE USER'S SOLE RISK AND WITHOUT ANY RISK OR LIABILITY TO GZA.

TROY MILLS LANDFILL
SUPERFUND SITE
TROY, NEW HAMPSHIRE

BEDROCK HYDRAULIC HEAD AND POTENTIOMETRIC SURFACES (2022)

PREPARED BY: GZA GeoEnvironmental, Inc. Engineers and Scientists www.gza.com		PREPARED FOR: NHDES/EPA	
PROJ MGR: MEM	REVIEWED BY: SRL	CHECKED BY: JMW	FIGURE
DESIGNED BY: MEM	DRAWN BY: ADM	SCALE: 1 in = 60 ft	2B
DATE: JUN 2023	PROJECT NO. 04.0190987.35	REVISION NO.	

© 2023 GZA GeoEnvironmental, Inc. P:\04.Jobs\190\90\04.0190987.00 - NHDES 2015-2023 Contract\GIS\Troy\Figure 2B - Bedrock Groundwater Contours.mxd, 6/8/2023, 2:30:20 PM, Elizabeth Fallon

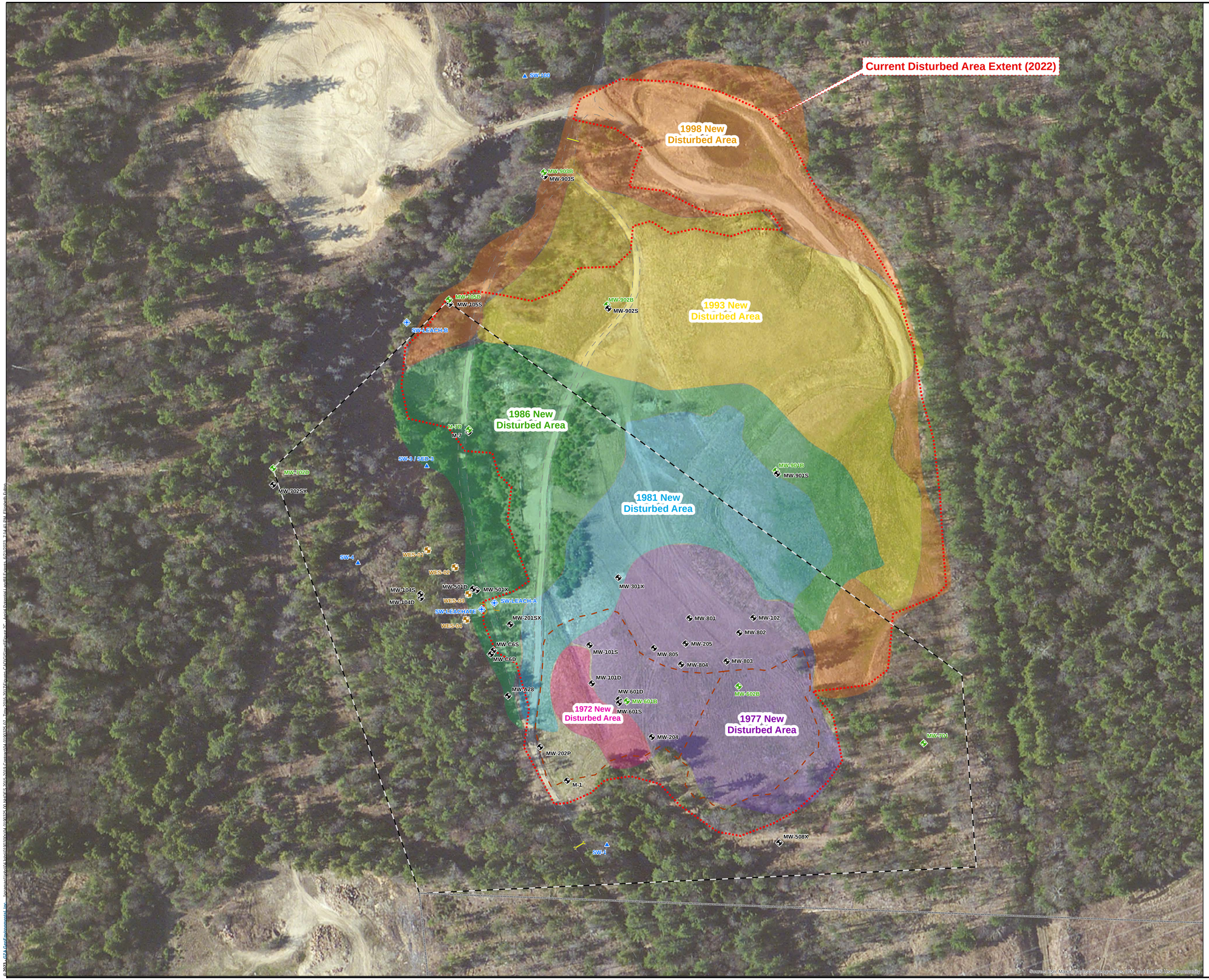

LEGEND:

- BEDROCK MONITORING WELL
- OVERBURDEN MONITORING WELL
- WETLAND SOIL SAMPLE LOCATION
- SURFACE WATER AND/OR SEDIMENT SAMPLE LOCATION
- LEACHATE SAMPLE LOCATION
- APPROXIMATE LOCATION OF FORMER DRUM DISPOSAL AREA
- CULVERT
- ENTRANCE GATE
- GMZ/AUR
- GRAVEL ACCESS
- TOWN LINE

DISTURBED AREA EXTENT

- 2022

NEW DISTURBED AREA

- 1972
- 1977
- 1981
- 1986
- 1993
- 1998

NOTES:

1. BASE PLAN IS FROM NHDES GPS DATA POINTS TAKEN ON SEPTEMBER 29, 2011.

2. THE GROUNDWATER MANAGEMENT ZONE (GMZ)/ACTIVITY AND USE RESTRICTION (AUR) BOUNDARY IS FROM "GROUNDWATER MANAGEMENT ZONE & ACTIVITY AND USE RESTRICTION PLAN, TROY MILLS LANDFILL, TROY, NEW HAMPSHIRE", PREPARED BY TF MORAN, INC., DATED DECEMBER 18, 2006, REVISED JANUARY 17, 2007 AND MARCH 19, 2007.

3. A SURVEY OF THE SITE WELLS WAS CONDUCTED DURING FEBRUARY 2005 BY CONKLIN & SOROKA OF CHESHIRE, CONNECTICUT. THE BENCHMARK POINT USED FOR THIS SURVEY WAS MONITORING WELL TRY_M-3; ITS ELEVATION WAS ESTABLISHED AS 1037.65 (PVC) ACCORDING TO THE PLAN TITLED "TOPOGRAPHIC SURVEY DEPICTING MONITORING WELL LOCATIONS, LAND OF TROY MILLS LANDFILL." THE HORIZONTAL DATUM USED TO IDENTIFY SITE MONITORING WELLS IS NAD 83/96 PER NHDOT BASE STATION, FOLLOWING THE NEW HAMPSHIRE STATE PLANE PROJECTION, IN UNITS OF U.S. SURVEY FEET.

4. AN ADDITIONAL SURVEY OF MW-901S/B, MW-902S/B, AND MW-903S/B WAS CONDUCTED BY GZA DURING NOVEMBER 2022 USING THE ESTABLISHED BENCHMARK ON THE EASTERN SIDE OF THE CULVERT AT SW-1 (EL. 1,060.98 FT). THE HORIZONTAL DATUM USED TO IDENTIFY SITE MONITORING WELLS IS NAD 83/96 PER NHDOT BASE STATION, FOLLOWING THE NEW HAMPSHIRE STATE PLANE PROJECTION, IN UNITS OF U.S. SURVEY FEET.

5. INFORMATION FOR OVERLAYING THE APPROXIMATE DISTURBED LAND EXTENTS AT THE SITE AND SURROUNDING AREA WAS OBTAINED FROM HISTORICAL PHOTOGRAPHIC AERIALS FROM: GOOGLE EARTH, THE EDR AERIAL PHOTO DECADE PACKAGE FROM EDR/LIGHTBOX DATED NOVEMBER 2022, AND "PHOTOGRAPHIC DOCUMENTATION OF LANDFILL SITES: TROY, NEW HAMPSHIRE" FROM EPA DATED APRIL 1982.

6. AERIAL IMAGERY SOURCE: ESRI, MAXAR, EARTHSTAR GEOGRAPHICS, IGN, AND THE GIS USER COMMUNITY.

0 37.5 75 150 225
GRAPHIC SCALE IN FEET

N W E S

UNLESS SPECIFICALLY STATED BY WRITTEN AGREEMENT, THIS DRAWING IS THE SOLE PROPERTY OF GZA GEOENVIRONMENTAL, INC. (GZA). THE INFORMATION SHOWN ON THE DRAWING IS SOLELY FOR THE USE BY GZA'S CLIENT OR THE CLIENT'S DESIGNATED REPRESENTATIVE FOR THE SPECIFIC PROJECT AND LOCATION IDENTIFIED ON THE DRAWING. THE DRAWING SHALL NOT BE TRANSFERRED, REUSED, COPIED, OR ALTERED IN ANY MANNER FOR USE AT ANY OTHER LOCATION OR FOR ANY OTHER PURPOSE WITHOUT THE PRIOR WRITTEN CONSENT OF GZA. ANY TRANSFER, REUSE, OR MODIFICATION TO THE DRAWING BY THE CLIENT OR OTHERS, WITHOUT THE PRIOR WRITTEN EXPRESS CONSENT OF GZA, WILL BE AT THE USER'S SOLE RISK AND WITHOUT ANY RISK OR LIABILITY TO GZA.

TROY MILLS LANDFILL
SUPERFUND SITE
TROY, NEW HAMPSHIRE

AERIAL IMAGERY OF POTENTIAL
LANDFILL EXTENTS OVER TIME

PREPARED BY:
GZA GeoEnvironmental, Inc.
Engineers and Scientists
www.gza.com

PREPARED FOR: NHDES/EPA

PROJ MGR: MEM	REVIEWED BY: SRL	CHECKED BY: JMW	FIGURE
DESIGNED BY: EPT	DRAWN BY: ADM	SCALE: 1 in = 75 ft	2C
DATE: JUN 2023	PROJECT NO. 04.0190987.35	REVISION NO.	

LEGEND:

- MW-701 — BEDROCK MONITORING WELL
- MW-601 — OVERBURDEN MONITORING WELL
- SW-1 — SURFACE WATER AND/OR SEDIMENT SAMPLE LOCATION
- SW-LEACH-A — LEACHATE SAMPLE LOCATION
- APPROXIMATE LOCATION WHERE AUGER REFUSAL ON TEXTILE WASTE WAS ENCOUNTERED APPROXIMATELY BETWEEN 0.8' - 5.75' BELOW GROUND SURFACE. ELL LOCATIONS MW-902S AND MW-902B WERE SUCCESSFULLY INSTALLED USING SONIC DRILLING TECHNIQUES.
- STREAM FLOW DIRECTION
- APPROXIMATE WETLAND BOUNDARY
- ENTRANCE GATE
- GMZ/AUR
- GRAVEL ACCESS ROAD
- APPROXIMATE EXTENT OF FORMER PONDING
- APPROXIMATE WETLAND AREA
- SURFACE WATER

NOTES:

1. BASE PLAN IS FROM NHDES GPS DATA POINTS TAKEN ON SEPTEMBER 29, 2011.

2. THE GROUNDWATER MANAGEMENT ZONE (GMZ)/ACTIVITY AND USE RESTRICTION (AUR) BOUNDARY IS FROM "GROUNDWATER MANAGEMENT ZONE & ACTIVITY AND USE RESTRICTION PLAN, TROY MILLS LANDFILL, TROY, NEW HAMPSHIRE", PREPARED BY TF MORAN, INC., DATED DECEMBER 18, 2006, REVISED JANUARY 17, 2007 AND MARCH 19, 2007.

3. A SURVEY OF THE SITE WELLS WAS CONDUCTED DURING FEBRUARY 2005 BY CONKLIN & SOROKA OF CHESHIRE, CONNECTICUT. AN ADDITIONAL SURVEY OF MW-901S/B, MW-902S/B, AND MW-903S/B WAS CONDUCTED DURING NOVEMBER 2022. THE HORIZONTAL DATUM USED TO IDENTIFY SITE MONITORING WELLS IS NAD 83/96 PER NHDOT BASE STATION, FOLLOWING THE NEW HAMPSHIRE STATE PLANE PROJECTION, IN UNITS OF U.S. SURVEY FEET.

4. AUGER REFUSAL WAS ENCOUNTERED DURING OCTOBER 2022.

5. AERIAL IMAGERY SOURCE: ESRI, MAXAR, EARTHSTAR GEOGRAPHICS, IGN, AND THE GIS USER COMMUNITY.

N W E S

0 15 30 60 90
GRAPHIC SCALE IN FEET

WETLAND DELINEATION NOTES:

1. APPROXIMATE WETLAND BOUNDARIES WERE DELINEATED BY GZA GEOENVIRONMENTAL, INC. (GZA) DURING JUNE 2015 IN ACCORDANCE WITH THE 1987 U.S. ARMY CORPS OF ENGINEERS' (ACOE) "WETLANDS DELINEATION MANUAL," TECHNICAL REPORT Y-87-1 AND THE "REGIONAL SUPPLEMENT TO THE CORPS OF ENGINEERS WETLAND DELINEATION MANUAL, NORTHCENTRAL AND NORTHEAST REGION," JANUARY 2012, IN CONJUNCTION WITH THE 2012 NATIONAL WETLAND PLANT LIST, FIELD INDICATORS OF HYDRIC SOILS IN THE UNITED STATES, VERSION 7, AND FIELD INDICATORS FOR IDENTIFYING HYDRIC SOILS IN NEW ENGLAND, 3RD EDITION.

2. APPROXIMATE WETLAND BOUNDARIES WERE MAPPED USING A HANDHELD GPS UNIT WITH THE GPS PROGRAM ICMTGISII, WITH AN APPROXIMATE HORIZONTAL ACCURACY OF THREE TO FIVE METERS.

UNLESS SPECIFICALLY STATED BY WRITTEN AGREEMENT, THIS DRAWING IS THE SOLE PROPERTY OF GZA GEOENVIRONMENTAL, INC. (GZA). THE INFORMATION SHOWN ON THE DRAWING IS SOLELY FOR THE USE BY GZA'S CLIENT OR THE CLIENT'S DESIGNATED REPRESENTATIVE FOR THE SPECIFIC PROJECT AND LOCATION IDENTIFIED ON THE DRAWING. THE DRAWING SHALL NOT BE TRANSFERRED, REUSED, COPIED, OR ALTERED IN ANY MANNER FOR USE AT ANY OTHER LOCATION OR FOR ANY OTHER PURPOSE WITHOUT THE PRIOR WRITTEN CONSENT OF GZA. ANY TRANSFER, REUSE, OR MODIFICATION TO THE DRAWING BY THE CLIENT OR OTHERS, WITHOUT THE PRIOR WRITTEN EXPRESS CONSENT OF GZA, WILL BE AT THE USER'S SOLE RISK AND WITHOUT ANY RISK OR LIABILITY TO GZA.

TROY MILLS LANDFILL
SUPERFUND SITE
TROY, NEW HAMPSHIRE

MW-902 EXPLORATION PLAN

PREPARED BY: GZA GeoEnvironmental, Inc. Engineers and Scientists www.gza.com		PREPARED FOR: NHDES/EPA	
PROJ MGR: MEM	REVIEWED BY: SRL	CHECKED BY: JMW	FIGURE
DESIGNED BY: MEM	DRAWN BY: ADM	SCALE: 1 in = 30 ft	2D
DATE: JUN 2023	PROJECT NO. 04.0190987.35	REVISION NO.	

© 2023 - GZA GeoEnvironmental, Inc. \\gzamain\jobs\04.jobs\0190300s\04.0190325.00 NHDES 2015-2019 Contract\04.0190325.07 - Troy 2016-2017\Figures-CAD\GIS\mxd\Figure 2D - MW-902 Exploration, 9/25/2023, 8:28:30 PM, Elizabeth Fulton

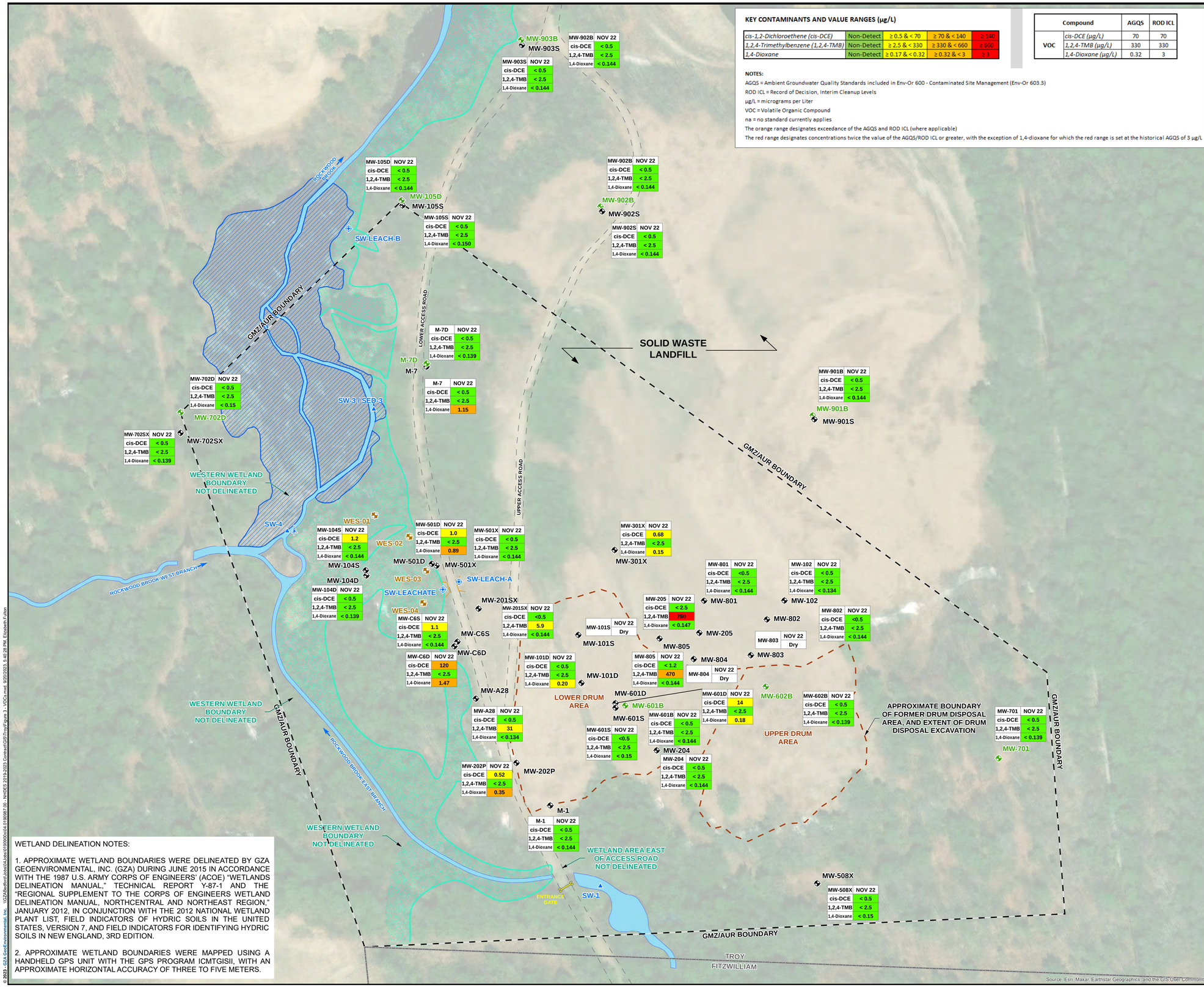

KEY CONTAMINANTS AND VALUE RANGES (µg/L)

cis-1,2-Dichloroethene (cis-DCE)	Non-Detect	≥ 0.5 & < 70	≥ 70 & < 140	≥ 140
1,2,4-Trimethylbenzene (1,2,4-TMB)	Non-Detect	≥ 2.5 & < 330	≥ 330 & < 660	≥ 660
1,4-Dioxane	Non-Detect	≥ 0.17 & < 0.32	≥ 0.32 & < 3	≥ 3

Compound		AGQS	ROD ICL
VOC	*cis-DCE (µg/L)*	70	70
	1,2,4-TMB (µg/L)	330	330
	1,4-Dioxane (µg/L)	0.32	3

NOTES:

AGQS = Ambient Groundwater Quality Standards included in Env-Or 600 - Contaminated Site Management (Env-Or 603.3)

ROD ICL = Record of Decision, Interim Cleanup Levels

µg/L = micrograms per Liter

VOC = Volatile Organic Compound

na = no standard currently applies

The orange range designates exceedance of the AGQS and ROD ICL (where applicable)

The red range designates concentrations twice the value of the AGQS/ROD ICL or greater, with the exception of 1,4-dioxane for which the red range is set at the historical AGQS of 3 µg/L

NOTES:

1. BASE PLAN IS FROM NHDES GPS DATA POINTS TAKEN ON SEPTEMBER 29, 2011.

2. THE GROUNDWATER MANAGEMENT ZONE (GMZ)/ACTIVITY AND USE RESTRICTION (AUR) BOUNDARY IS FROM "GROUNDWATER MANAGEMENT ZONE & ACTIVITY AND USE RESTRICTION PLAN, TROY MILLS LANDFILL, TROY, NEW HAMPSHIRE", PREPARED BY TF MORAN, INC., DATED DECEMBER 18, 2006, REVISED JANUARY 17, 2007 AND MARCH 19, 2007.

3. A SURVEY OF THE SITE WELLS WAS CONDUCTED DURING FEBRUARY 2005 BY CONKLIN & SOROKA OF CHESHIRE, CONNECTICUT. THE BENCHMARK POINT USED FOR THIS SURVEY WAS MONITORING WELL TRY_M-3; ITS ELEVATION WAS ESTABLISHED AS 1037.65 (PVC) ACCORDING TO THE PLAN TITLED "TOPOGRAPHIC SURVEY DEPICTING MONITORING WELL LOCATIONS, LAND OF TROY MILLS LANDFILL." THE HORIZONTAL DATUM USED TO IDENTIFY SITE MONITORING WELLS IS NAD 83/96 PER NHDOT BASE STATION, FOLLOWING THE NEW HAMPSHIRE STATE PLANE PROJECTION, IN UNITS OF U.S. SURVEY FEET.

4. AN ADDITIONAL SURVEY OF MW-901S/B, MW-902S/B, AND MW-903S/B WAS CONDUCTED DURING NOVEMBER 2022 USING THE ESTABLISHED BENCHMARK ON THE EASTERN SIDE OF THE CULVERT AT SW-1 (EL. 1,060.98 FT). THE HORIZONTAL DATUM USED TO IDENTIFY SITE MONITORING WELLS IS NAD 83/96 PER NHDOT BASE STATION, FOLLOWING THE NEW HAMPSHIRE STATE PLANE PROJECTION, IN UNITS OF U.S. SURVEY FEET.

5. ANALYTICAL DATA DISPLAYED ON THIS FIGURE IS FROM THE NOVEMBER 2022 SAMPLING EVENT.

6. AERIAL IMAGERY SOURCE: ESRI, MAXAR, EARTHSTAR GEOGRAPHICS, IGN, AND THE GIS USER COMMUNITY.

LEGEND:

- MW-701 — BEDROCK MONITORING WELL
- MW-601 — OVERBURDEN MONITORING WELL
- WES-01 — WETLAND SOIL SAMPLE LOCATION
- SW-1 — SURFACE WATER AND/OR SEDIMENT SAMPLE LOCATION
- SW-LEACH-A — LEACHATE SAMPLE LOCATION
- PERMANENTLY INSTALLED STAFF GAUGE
- STREAM FLOW DIRECTION
- APPROXIMATE LOCATION OF FORMER DRUM DISPOSAL AREA
- APPROXIMATE WETLAND BOUNDARY
- CULVERT
- ENTRANCE GATE
- GMZ/AUR
- GRAVEL ACCESS
- TOWN LINE
- APPROXIMATE EXTENT OF FORMER PONDING
- APPROXIMATE WETLAND
- SURFACE WATER

N W E S

0 30 60 120 180
GRAPHIC SCALE IN FEET

WETLAND DELINEATION NOTES:

1. APPROXIMATE WETLAND BOUNDARIES WERE DELINEATED BY GZA GEOENVIRONMENTAL, INC. (GZA) DURING JUNE 2015 IN ACCORDANCE WITH THE 1987 U.S. ARMY CORPS OF ENGINEERS' (ACOE) "WETLANDS DELINEATION MANUAL," TECHNICAL REPORT Y-87-1 AND THE "REGIONAL SUPPLEMENT TO THE CORPS OF ENGINEERS WETLAND DELINEATION MANUAL, NORTHCENTRAL AND NORTHEAST REGION," JANUARY 2012, IN CONJUNCTION WITH THE 2012 NATIONAL WETLAND PLANT LIST, FIELD INDICATORS OF HYDRIC SOILS IN THE UNITED STATES, VERSION 7, AND FIELD INDICATORS FOR IDENTIFYING HYDRIC SOILS IN NEW ENGLAND, 3RD EDITION.

2. APPROXIMATE WETLAND BOUNDARIES WERE MAPPED USING A HANDHELD GPS UNIT WITH THE GPS PROGRAM ICMTGISII, WITH AN APPROXIMATE HORIZONTAL ACCURACY OF THREE TO FIVE METERS.

UNLESS SPECIFICALLY STATED BY WRITTEN AGREEMENT, THIS DRAWING IS THE SOLE PROPERTY OF GZA GEOENVIRONMENTAL, INC. (GZA), THE INFORMATION SHOWN ON THE DRAWING IS SOLELY FOR THE USE BY GZA'S CLIENT OR THE CLIENT'S DESIGNATED REPRESENTATIVE FOR THE SPECIFIC PROJECT AND LOCATION IDENTIFIED ON THE DRAWING. THE DRAWING SHALL NOT BE TRANSFERRED, REUSED, COPIED, OR ALTERED IN ANY MANNER FOR USE AT ANY OTHER LOCATION OR FOR ANY OTHER PURPOSE WITHOUT THE PRIOR WRITTEN CONSENT OF GZA, ANY TRANSFER, REUSE, OR MODIFICATION TO THE DRAWING BY THE CLIENT OR OTHERS, WITHOUT THE PRIOR WRITTEN EXPRESS CONSENT OF GZA, WILL BE AT THE USER'S SOLE RISK AND WITHOUT ANY RISK OR LIABILITY TO GZA.

TROY MILLS LANDFILL
SUPERFUND SITE
TROY, NEW HAMPSHIRE

GROUNDWATER VOC
KEY CONTAMINANT RESULT SUMMARY (2022)

PREPARED BY: GZA GeoEnvironmental, Inc. Engineers and Scientists www.gza.com

PREPARED FOR: NHDES/EPA

PROJ MGR: MEM	REVIEWED BY: SRL	CHECKED BY: JMW	FIGURE
DESIGNED BY: MEM	DRAWN BY: ADM	SCALE: 1 in = 60 ft	3
DATE: JUN 2023	PROJECT NO. 04.0190987.35	REVISION NO.	

© 2023 - GZA GeoEnvironmental, Inc. \\GZAfileshare\Jobs\34\jobs\01\90\00\04.0190987.00 - NHDES 2015-2023 Contract\GIS\Troy\Figure 3 - VOCs.mxd, 9/20/2023, 5:40:28 PM, Elizabeth Fallon

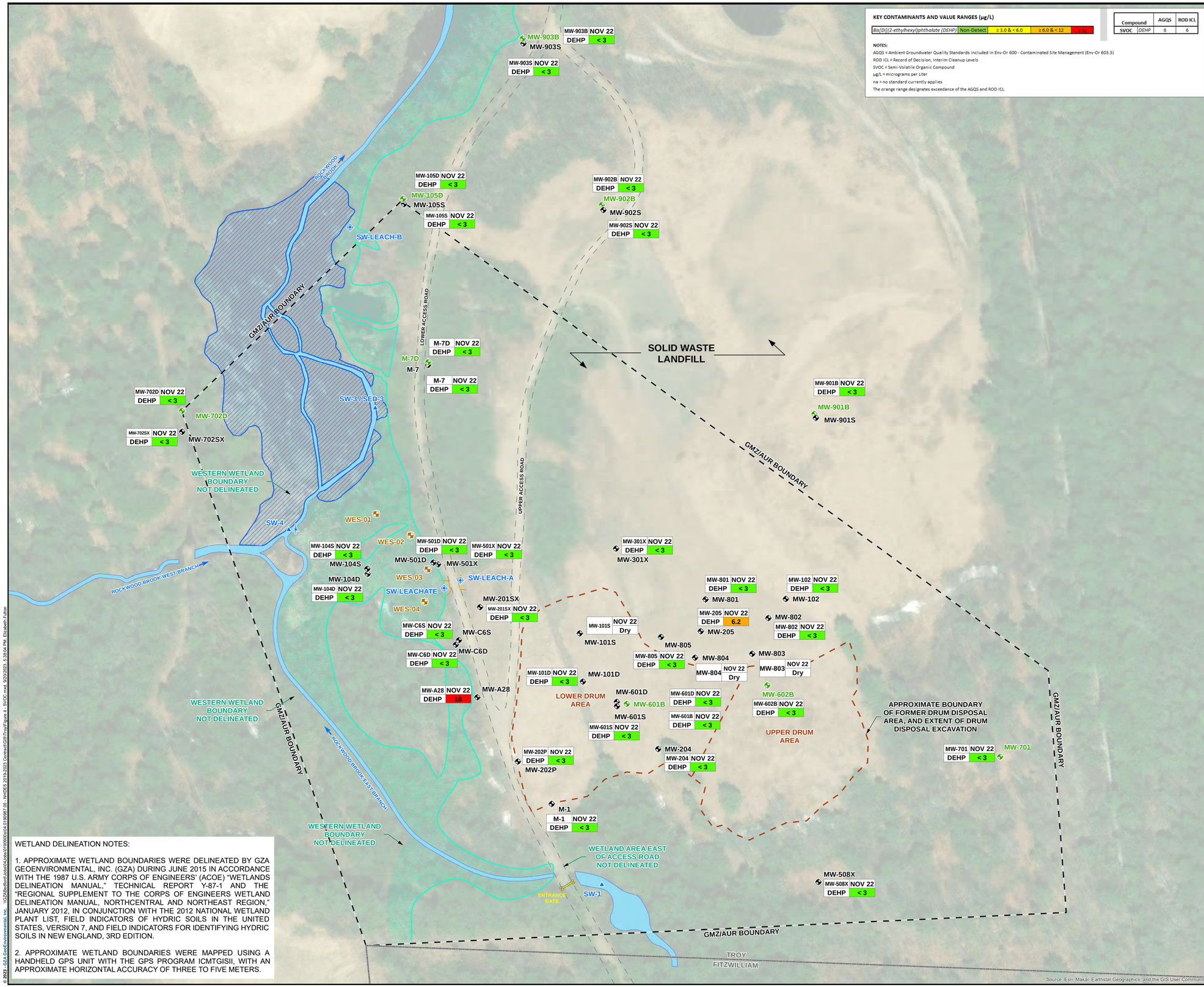

KEY CONTAMINANTS AND VALUE RANGES (µg/L)

Bis(Di)(2-ethylhexyl)phthalate (DEHP)	Non-Detect	≥ 3.0 & < 6.0	≥ 6.0 & < 12	≥ 12

Compound		AGQS	ROD ICL
SVOC	*DEHP*	6	6

NOTES:

AGQS = Ambient Groundwater Quality Standards included in Env-Or 600 - Contaminated Site Management (Env-Or 603.3)

ROD ICL = Record of Decision, Interim Cleanup Levels

SVOC = Semi-Volatile Organic Compound

µg/L = micrograms per Liter

na = no standard currently applies

The orange range designates exceedance of the AGQS and ROD ICL

NOTES:

1. BASE PLAN IS FROM NHDES GPS DATA POINTS TAKEN ON SEPTEMBER 29, 2011.

2. THE GROUNDWATER MANAGEMENT ZONE (GMZ)/ACTIVITY AND USE RESTRICTION (AUR) BOUNDARY IS FROM "GROUNDWATER MANAGEMENT ZONE & ACTIVITY AND USE RESTRICTION PLAN, TROY MILLS LANDFILL, TROY, NEW HAMPSHIRE", PREPARED BY TF MORAN, INC., DATED DECEMBER 18, 2006, REVISED JANUARY 17, 2007 AND MARCH 19, 2007.

3. A SURVEY OF THE SITE WELLS WAS CONDUCTED DURING FEBRUARY 2005 BY CONKLIN & SOROKA OF CHESHIRE, CONNECTICUT. THE BENCHMARK POINT USED FOR THIS SURVEY WAS MONITORING WELL TRY_M-3; ITS ELEVATION WAS ESTABLISHED AS 1037.65 (PVC) ACCORDING TO THE PLAN TITLED "TOPOGRAPHIC SURVEY DEPICTING MONITORING WELL LOCATIONS, LAND OF TROY MILLS LANDFILL." THE HORIZONTAL DATUM USED TO IDENTIFY SITE MONITORING WELLS IS NAD 83/96 PER NHDOT BASE STATION, FOLLOWING THE NEW HAMPSHIRE STATE PLANE PROJECTION, IN UNITS OF U.S. SURVEY FEET.

4. AN ADDITIONAL SURVEY OF MW-901S/B, MW-902S/B, AND MW-903S/B WAS CONDUCTED DURING NOVEMBER 2022 USING THE ESTABLISHED BENCHMARK ON THE EASTERN SIDE OF THE CULVERT AT SW-1 (EL. 1,060.98 FT). THE HORIZONTAL DATUM USED TO IDENTIFY SITE MONITORING WELLS IS NAD 83/96 PER NHDOT BASE STATION, FOLLOWING THE NEW HAMPSHIRE STATE PLANE PROJECTION, IN UNITS OF U.S. SURVEY FEET.

5. ANALYTICAL DATA DISPLAYED ON THIS FIGURE IS FROM THE NOVEMBER 2022 SAMPLING EVENT.

6. AERIAL IMAGERY SOURCE: ESRI, MAXAR, EARTHSTAR GEOGRAPHICS, IGN, AND THE GIS USER COMMUNITY.

LEGEND:

- MW-701 — BEDROCK MONITORING WELL
- MW-601 — OVERBURDEN MONITORING WELL
- WES-01 — WETLAND SOIL SAMPLE LOCATION
- SW-1 — SURFACE WATER AND/OR SEDIMENT SAMPLE LOCATION
- SW-LEACH-A — LEACHATE SAMPLE LOCATION
- PERMANENTLY INSTALLED STAFF GAUGE
- STREAM FLOW DIRECTION
- APPROXIMATE LOCATION OF FORMER DRUM DISPOSAL AREA
- APPROXIMATE WETLAND BOUNDARY
- CULVERT
- ENTRANCE GATE
- GMZ/AUR
- GRAVEL ACCESS
- TOWN LINE
- APPROXIMATE EXTENT OF FORMER PONDING
- APPROXIMATE WETLAND
- SURFACE WATER

N W E S

0 30 60 120 180
GRAPHIC SCALE IN FEET

WETLAND DELINEATION NOTES:

1. APPROXIMATE WETLAND BOUNDARIES WERE DELINEATED BY GZA GEOENVIRONMENTAL, INC. (GZA) DURING JUNE 2015 IN ACCORDANCE WITH THE 1987 U.S. ARMY CORPS OF ENGINEERS' (ACOE) "WETLANDS DELINEATION MANUAL," TECHNICAL REPORT Y-87-1 AND THE "REGIONAL SUPPLEMENT TO THE CORPS OF ENGINEERS WETLAND DELINEATION MANUAL, NORTHCENTRAL AND NORTHEAST REGION," JANUARY 2012, IN CONJUNCTION WITH THE 2012 NATIONAL WETLAND PLANT LIST, FIELD INDICATORS OF HYDRIC SOILS IN THE UNITED STATES, VERSION 7, AND FIELD INDICATORS FOR IDENTIFYING HYDRIC SOILS IN NEW ENGLAND, 3RD EDITION.

2. APPROXIMATE WETLAND BOUNDARIES WERE MAPPED USING A HANDHELD GPS UNIT WITH THE GPS PROGRAM ICMTGISII, WITH AN APPROXIMATE HORIZONTAL ACCURACY OF THREE TO FIVE METERS.

UNLESS SPECIFICALLY STATED BY WRITTEN AGREEMENT, THIS DRAWING IS THE SOLE PROPERTY OF GZA GEOENVIRONMENTAL, INC. (GZA). THE INFORMATION SHOWN ON THE DRAWING IS SOLELY FOR THE USE BY GZA'S CLIENT OR THE CLIENT'S DESIGNATED REPRESENTATIVE FOR THE SPECIFIC PROJECT AND LOCATION IDENTIFIED ON THE DRAWING. THE DRAWING SHALL NOT BE TRANSFERRED, REUSED, COPIED, OR ALTERED IN ANY MANNER FOR USE AT ANY OTHER LOCATION OR FOR ANY OTHER PURPOSE WITHOUT THE PRIOR WRITTEN CONSENT OF GZA. ANY TRANSFER, REUSE, OR MODIFICATION TO THE DRAWING BY THE CLIENT OR OTHERS, WITHOUT THE PRIOR WRITTEN EXPRESS CONSENT OF GZA, WILL BE AT THE USER'S SOLE RISK AND WITHOUT ANY RISK OR LIABILITY TO GZA.

TROY MILLS LANDFILL
SUPERFUND SITE
TROY, NEW HAMPSHIRE

GROUNDWATER SVOC
KEY CONTAMINANT RESULT SUMMARY (2022)

PREPARED BY: GZA GeoEnvironmental, Inc. Engineers and Scientists www.gza.com

PREPARED FOR: NHDES/EPA

PROJ MGR: MEM	REVIEWED BY: SRL	CHECKED BY: JMW	FIGURE
DESIGNED BY: MEM	DRAWN BY: ADM	SCALE: 1 in = 60 ft	4
DATE: JUN 2023	PROJECT NO. 04.0190987.35	REVISION NO.	

© 2023 - GZA GeoEnvironmental, Inc. \\GZABedford\Jobs\34\jobs\0190\00\x\04.0190987.00 - NHDES 2015-2023 Contract\GIS\Troy\Figure 4 - SVOC.mxd, 9/20/2023, 3:38:34 PM, Elizabeth Fulton

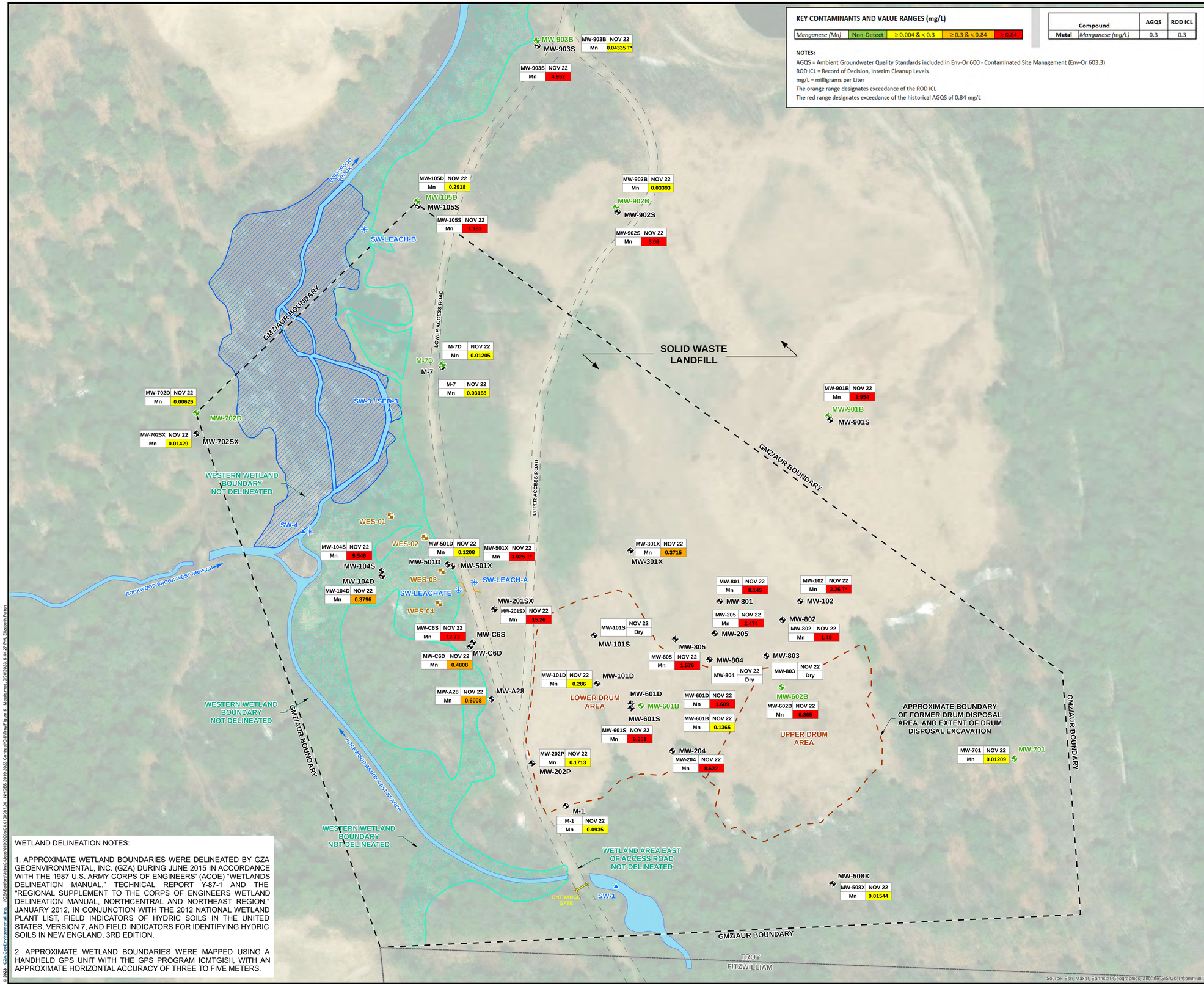

KEY CONTAMINANTS AND VALUE RANGES (mg/L)

Manganese (Mn)	Non-Detect	≥ 0.004 & < 0.3	≥ 0.3 & < 0.84	≥ 0.84

	Compound	AGQS	ROD ICL
Metal	*Manganese (mg/L)*	0.3	0.3

NOTES:

AGQS = Ambient Groundwater Quality Standards included in Env-Or 600 - Contaminated Site Management (Env-Or 603.3)
ROD ICL = Record of Decision, Interim Cleanup Levels
mg/L = milligrams per Liter
The orange range designates exceedance of the ROD ICL
The red range designates exceedance of the historical AGQS of 0.84 mg/L

NOTES:

1. BASE PLAN IS FROM NHDES GPS DATA POINTS TAKEN ON SEPTEMBER 29, 2011.

2. THE GROUNDWATER MANAGEMENT ZONE (GMZ)/ACTIVITY AND USE RESTRICTION (AUR) BOUNDARY IS FROM "GROUNDWATER MANAGEMENT ZONE & ACTIVITY AND USE RESTRICTION PLAN, TROY MILLS LANDFILL, TROY, NEW HAMPSHIRE", PREPARED BY TF MORAN, INC., DATED DECEMBER 18, 2006, REVISED JANUARY 17, 2007 AND MARCH 19, 2007.

3. A SURVEY OF THE SITE WELLS WAS CONDUCTED DURING FEBRUARY 2005 BY CONKLIN & SOROKA OF CHESHIRE, CONNECTICUT. THE BENCHMARK POINT USED FOR THIS SURVEY WAS MONITORING WELL TRY_M-3; ITS ELEVATION WAS ESTABLISHED AS 1037.65 (PVC) ACCORDING TO THE PLAN TITLED "TOPOGRAPHIC SURVEY DEPICTING MONITORING WELL LOCATIONS, LAND OF TROY MILLS LANDFILL." THE HORIZONTAL DATUM USED TO IDENTIFY SITE MONITORING WELLS IS NAD 83/96 PER NHDOT BASE STATION, FOLLOWING THE NEW HAMPSHIRE STATE PLANE PROJECTION, IN UNITS OF U.S. SURVEY FEET.

4. AN ADDITIONAL SURVEY OF MW-901S/B, MW-902S/B, AND MW-903S/B WAS CONDUCTED BY GZA DURING NOVEMBER 2022 USING THE ESTABLISHED BENCHMARK ON THE EASTERN SIDE OF THE CULVERT AT SW-1 (EL. 1,060.98 FT). THE HORIZONTAL DATUM USED TO IDENTIFY SITE MONITORING WELLS IS NAD 83/96 PER NHDOT BASE STATION, FOLLOWING THE NEW HAMPSHIRE STATE PLANE PROJECTION, IN UNITS OF U.S. SURVEY FEET.

5. ANALYTICAL DATA DISPLAYED ON THIS FIGURE IS FROM THE NOVEMBER 2022 SAMPLING EVENT.

6. T* = SAMPLE WAS FIELD FILTERED AT TIME OF COLLECTION AND ANALYZED FOR DISSOLVED METALS.

LEGEND:

- MW-701 — BEDROCK MONITORING WELL
- MW-601 — OVERBURDEN MONITORING WELL
- WES-01 — WETLAND SOIL SAMPLE LOCATION
- SW-1 — SURFACE WATER AND/OR SEDIMENT SAMPLE LOCATION
- SW-LEACH-A — LEACHATE SAMPLE LOCATION
- PERMANENTLY INSTALLED STAFF GAUGE
- STREAM FLOW DIRECTION
- APPROXIMATE LOCATION OF FORMER DRUM DISPOSAL AREA
- APPROXIMATE WETLAND BOUNDARY
- CULVERT
- ENTRANCE GATE
- GMZ/AUR
- GRAVEL ACCESS ROAD
- TOWN LINE
- APPROXIMATE EXTENT OF FORMER PONDING
- APPROXIMATE WETLAND AREA
- SURFACE WATER

N W E S

0 30 60 120 180
GRAPHIC SCALE IN FEET

WETLAND DELINEATION NOTES:

1. APPROXIMATE WETLAND BOUNDARIES WERE DELINEATED BY GZA GEOENVIRONMENTAL, INC. (GZA) DURING JUNE 2015 IN ACCORDANCE WITH THE 1987 U.S. ARMY CORPS OF ENGINEERS' (ACOE) "WETLANDS DELINEATION MANUAL," TECHNICAL REPORT Y-87-1 AND THE "REGIONAL SUPPLEMENT TO THE CORPS OF ENGINEERS WETLAND DELINEATION MANUAL, NORTHCENTRAL AND NORTHEAST REGION," JANUARY 2012, IN CONJUNCTION WITH THE 2012 NATIONAL WETLAND PLANT LIST, FIELD INDICATORS OF HYDRIC SOILS IN THE UNITED STATES, VERSION 7, AND FIELD INDICATORS FOR IDENTIFYING HYDRIC SOILS IN NEW ENGLAND, 3RD EDITION.

2. APPROXIMATE WETLAND BOUNDARIES WERE MAPPED USING A HANDHELD GPS UNIT WITH THE GPS PROGRAM ICMTGISII, WITH AN APPROXIMATE HORIZONTAL ACCURACY OF THREE TO FIVE METERS.

UNLESS SPECIFICALLY STATED BY WRITTEN AGREEMENT, THIS DRAWING IS THE SOLE PROPERTY OF GZA GEOENVIRONMENTAL, INC. (GZA). THE INFORMATION SHOWN ON THE DRAWING IS SOLELY FOR THE USE BY GZA'S CLIENT OR THE CLIENT'S DESIGNATED REPRESENTATIVE FOR THE SPECIFIC PROJECT AND LOCATION IDENTIFIED ON THE DRAWING. THE DRAWING SHALL NOT BE TRANSFERRED, REUSED, COPIED, OR ALTERED IN ANY MANNER FOR USE AT ANY OTHER LOCATION OR FOR ANY OTHER PURPOSE WITHOUT THE PRIOR WRITTEN CONSENT OF GZA, ANY TRANSFER, REUSE, OR MODIFICATION TO THE DRAWING BY THE CLIENT OR OTHERS, WITHOUT THE PRIOR WRITTEN EXPRESS CONSENT OF GZA, WILL BE AT THE USER'S SOLE RISK AND WITHOUT ANY RISK OR LIABILITY TO GZA.

TROY MILLS LANDFILL
SUPERFUND SITE
TROY, NEW HAMPSHIRE

GROUNDWATER MANGANESE KEY CONTAMINANT RESULT SUMMARY (2022)

PREPARED BY: GZA GeoEnvironmental, Inc. Engineers and Scientists www.gza.com

PREPARED FOR: NHDES/EPA

PROJ MGR: MEM	REVIEWED BY: SRL	CHECKED BY: JMW	FIGURE 5
DESIGNED BY: MEM	DRAWN BY: ADM	SCALE: 1 in = 60 ft	
DATE: JUN 2023	PROJECT NO. 04.0190987.35	REVISION NO.	

© 2023 - GZA GeoEnvironmental, Inc. \\GZABedford\Jobs\04\Jobs\01\90900\04.0190987.00 - NHDES 2015-2203 Contract\GIS\Troy\Figure 5 - Metals.mxd, 9/20/2023, 5:44:27 PM, Elizabeth Fulton

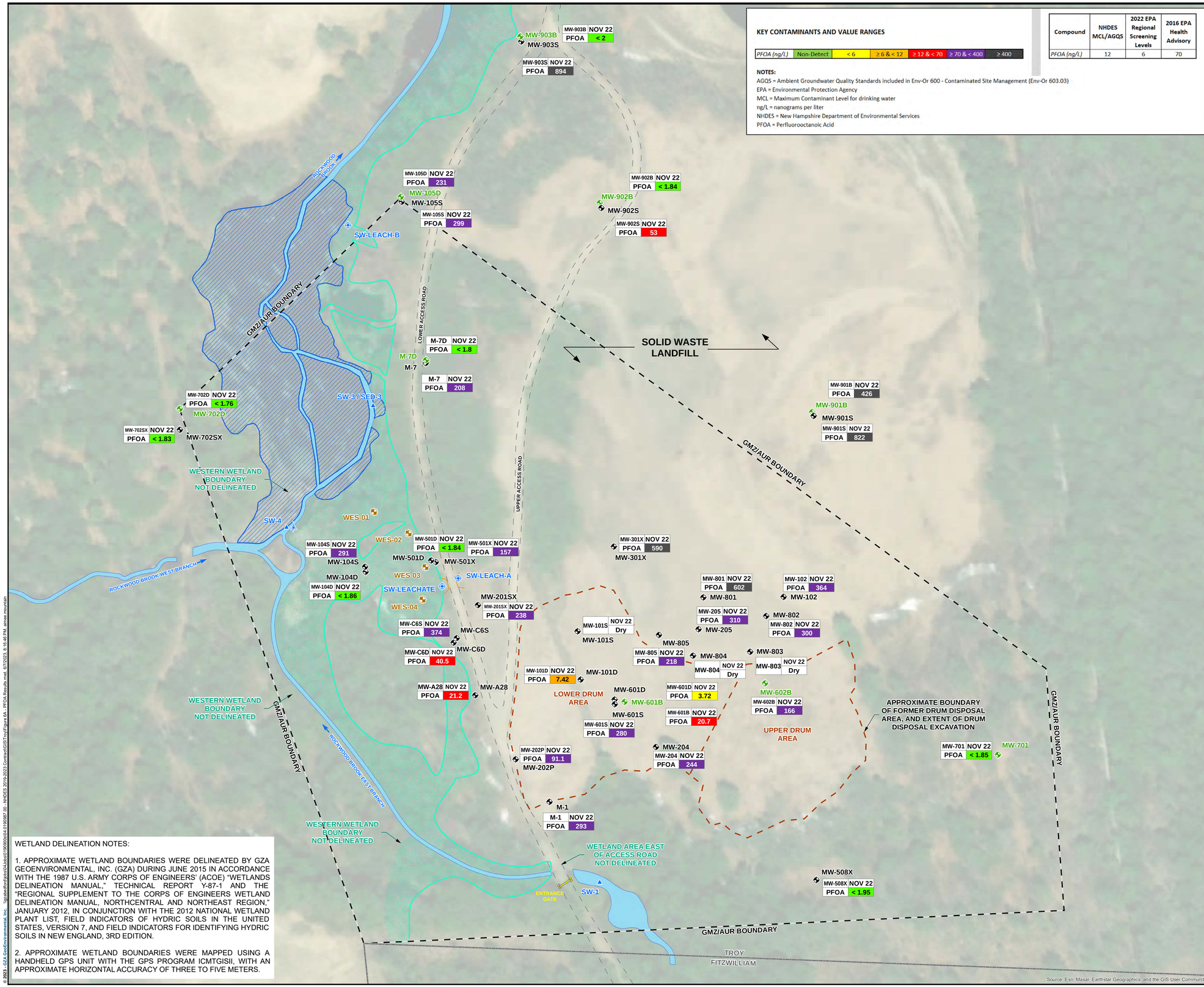

KEY CONTAMINANTS AND VALUE RANGES

PFOA (ng/L)	Non-Detect	< 6	≥ 6 & < 12	≥ 12 & < 70	≥ 70 & < 400	≥ 400

Compound	NHDES MCL/AGQS	2022 EPA Regional Screening Levels	2016 EPA Health Advisory
PFOA (ng/L)	12	6	70

NOTES:

AGQS = Ambient Groundwater Quality Standards included in Env-Or 600 - Contaminated Site Management (Env-Or 603.03)
EPA = Environmental Protection Agency
MCL = Maximum Contaminant Level for drinking water
ng/L = nanograms per liter
NHDES = New Hampshire Department of Environmental Services
PFOA = Perfluorooctanoic Acid

WETLAND DELINEATION NOTES:

1. APPROXIMATE WETLAND BOUNDARIES WERE DELINEATED BY GZA GEOENVIRONMENTAL, INC. (GZA) DURING JUNE 2015 IN ACCORDANCE WITH THE 1987 U.S. ARMY CORPS OF ENGINEERS' (ACOE) "WETLANDS DELINEATION MANUAL," TECHNICAL REPORT Y-87-1 AND THE "REGIONAL SUPPLEMENT TO THE CORPS OF ENGINEERS WETLAND DELINEATION MANUAL, NORTHCENTRAL AND NORTHEAST REGION," JANUARY 2012, IN CONJUNCTION WITH THE 2012 NATIONAL WETLAND PLANT LIST, FIELD INDICATORS OF HYDRIC SOILS IN THE UNITED STATES, VERSION 7, AND FIELD INDICATORS FOR IDENTIFYING HYDRIC SOILS IN NEW ENGLAND, 3RD EDITION.

2. APPROXIMATE WETLAND BOUNDARIES WERE MAPPED USING A HANDHELD GPS UNIT WITH THE GPS PROGRAM ICMTGISII, WITH AN APPROXIMATE HORIZONTAL ACCURACY OF THREE TO FIVE METERS.

NOTES:

1. BASE PLAN IS FROM NHDES GPS DATA POINTS TAKEN ON SEPTEMBER 29, 2011.

2. THE GROUNDWATER MANAGEMENT ZONE (GMZ)/ACTIVITY AND USE RESTRICTION (AUR) BOUNDARY IS FROM "GROUNDWATER MANAGEMENT ZONE & ACTIVITY AND USE RESTRICTION PLAN, TROY MILLS LANDFILL, TROY, NEW HAMPSHIRE", PREPARED BY TF MORAN, INC., DATED DECEMBER 18, 2006, REVISED JANUARY 17, 2007 AND MARCH 19, 2007.

3. A SURVEY OF THE SITE WELLS WAS CONDUCTED DURING FEBRUARY 2005 BY CONKLIN & SOROKA OF CHESHIRE, CONNECTICUT. THE BENCHMARK POINT USED FOR THIS SURVEY WAS MONITORING WELL TRY_M-3; ITS ELEVATION WAS ESTABLISHED AS 1037.65 (PVC) ACCORDING TO THE PLAN TITLED "TOPOGRAPHIC SURVEY DEPICTING MONITORING WELL LOCATIONS, LAND OF TROY MILLS LANDFILL." THE HORIZONTAL DATUM USED TO IDENTIFY SITE MONITORING WELLS IS NAD 83/96 PER NHDOT BASE STATION, FOLLOWING THE NEW HAMPSHIRE STATE PLANE PROJECTION, IN UNITS OF U.S. SURVEY FEET.

4. AN ADDITIONAL SURVEY OF MW-901S/B, MW-902S/B, AND MW-903S/B WAS CONDUCTED BY GZA DURING NOVEMBER 2022 USING THE ESTABLISHED BENCHMARK ON THE EASTERN SIDE OF THE CULVERT AT SW-1 (EL. 1,060.98 FT). THE HORIZONTAL DATUM USED TO IDENTIFY SITE MONITORING WELLS IS NAD 83/96 PER NHDOT BASE STATION, FOLLOWING THE NEW HAMPSHIRE STATE PLANE PROJECTION, IN UNITS OF U.S. SURVEY FEET.

5. GZA CHOSE TO DEPICT PFOA CONCENTRATIONS ON THIS FIGURE BECAUSE IT WAS THE MOST WIDELY SPREAD PFAS CONTAMINANT THAT EXCEEDED BOTH ITS EPA SCREENING LEVEL AND NH AGQS.

6. ANALYTICAL DATA DISPLAYED ON THIS FIGURE IS FROM THE NOVEMBER 2022 SAMPLING EVENT.

LEGEND:

- MW-701 — BEDROCK MONITORING WELL
- MW-601 — OVERBURDEN MONITORING WELL
- WES-01 — WETLAND SOIL SAMPLE LOCATION
- SW-1 — SURFACE WATER AND/OR SEDIMENT SAMPLE LOCATION
- SW-LEACH-A — LEACHATE SAMPLE LOCATION
- PERMANENTLY INSTALLED STAFF GAUGE
- STREAM FLOW DIRECTION
- APPROXIMATE LOCATION OF FORMER DRUM DISPOSAL AREA
- APPROXIMATE WETLAND BOUNDARY
- CULVERT
- ENTRANCE GATE
- GMZ/AUR
- GRAVEL ACCESS ROAD
- TOWN LINE
- APPROXIMATE EXTENT OF FORMER PONDING
- APPROXIMATE WETLAND AREA
- SURFACE WATER

N W E S

0 30 60 120 180
GRAPHIC SCALE IN FEET

UNLESS SPECIFICALLY STATED BY WRITTEN AGREEMENT, THIS DRAWING IS THE SOLE PROPERTY OF GZA GEOENVIRONMENTAL, INC. (GZA). THE INFORMATION SHOWN ON THE DRAWING IS SOLELY FOR THE USE BY GZA'S CLIENT OR THE CLIENT'S DESIGNATED REPRESENTATIVE FOR THE SPECIFIC PROJECT AND LOCATION IDENTIFIED ON THE DRAWING. THE DRAWING SHALL NOT BE TRANSFERRED, REUSED, COPIED, OR ALTERED IN ANY MANNER FOR USE AT ANY OTHER LOCATION OR FOR ANY OTHER PURPOSE WITHOUT THE PRIOR WRITTEN CONSENT OF GZA. ANY TRANSFER, REUSE, OR MODIFICATION TO THE DRAWING BY THE CLIENT OR OTHERS, WITHOUT THE PRIOR WRITTEN EXPRESS CONSENT OF GZA, WILL BE AT THE USER'S SOLE RISK AND WITHOUT ANY RISK OR LIABILITY TO GZA.

TROY MILLS LANDFILL
SUPERFUND SITE
TROY, NEW HAMPSHIRE

GROUNDWATER PFOA
KEY CONTAMINANT RESULT SUMMARY (2022)

PREPARED BY: GZA GeoEnvironmental, Inc. Engineers and Scientists www.gza.com		PREPARED FOR: NHDES/EPA	
PROJ MGR: MEM	REVIEWED BY: SRL	CHECKED BY: JMW	FIGURE 6A
DESIGNED BY: MEM	DRAWN BY: ADM	SCALE: 1 in = 60 ft	
DATE: JUN 2023	PROJECT NO. 04.0190987.35	REVISION NO.	

© 2023 - GZA GeoEnvironmental, Inc. \\gzabostfpdata\GA\Jobs\0190\90\04.0190987.00 - NHDES 2019-2023 Contract\GIS\Troy\Figure 6A - PFOA Results.mxd, 6/7/2023, 8:16:46 PM, aimee.mountain

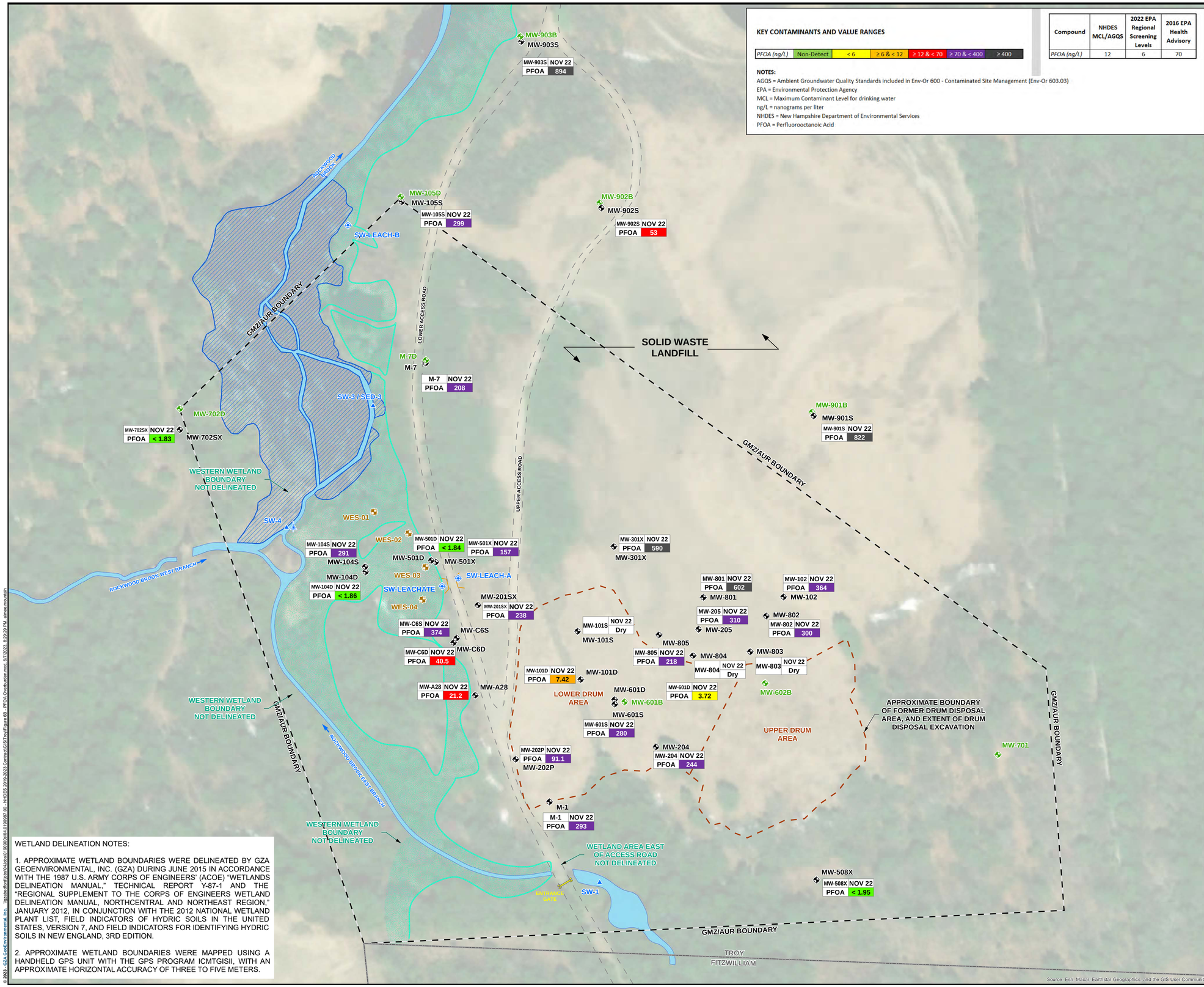

KEY CONTAMINANTS AND VALUE RANGES

PFOA (ng/L)	Non-Detect	< 6	≥ 6 & < 12	≥ 12 & < 70	≥ 70 & < 400	≥ 400

NOTES:

AGQS = Ambient Groundwater Quality Standards included in Env-Or 600 - Contaminated Site Management (Env-Or 603.03)
EPA = Environmental Protection Agency
MCL = Maximum Contaminant Level for drinking water
ng/L = nanograms per liter
NHDES = New Hampshire Department of Environmental Services
PFOA = Perfluorooctanoic Acid

Compound	NHDES MCL/AGQS	2022 EPA Regional Screening Levels	2016 EPA Health Advisory
PFOA (ng/L)	12	6	70

NOTES:

1. BASE PLAN IS FROM NHDES GPS DATA POINTS TAKEN ON SEPTEMBER 29, 2011.

2. THE GROUNDWATER MANAGEMENT ZONE (GMZ)/ACTIVITY AND USE RESTRICTION (AUR) BOUNDARY IS FROM "GROUNDWATER MANAGEMENT ZONE & ACTIVITY AND USE RESTRICTION PLAN, TROY MILLS LANDFILL, TROY, NEW HAMPSHIRE", PREPARED BY TF MORAN, INC., DATED DECEMBER 18, 2006, REVISED JANUARY 17, 2007 AND MARCH 19, 2007.

3. A SURVEY OF THE SITE WELLS WAS CONDUCTED DURING FEBRUARY 2005 BY CONKLIN & SOROKA OF CHESHIRE, CONNECTICUT. THE BENCHMARK POINT USED FOR THIS SURVEY WAS MONITORING WELL TRY_M-3; ITS ELEVATION WAS ESTABLISHED AS 1037.65 (PVC) ACCORDING TO THE PLAN TITLED "TOPOGRAPHIC SURVEY DEPICTING MONITORING WELL LOCATIONS, LAND OF TROY MILLS LANDFILL." THE HORIZONTAL DATUM USED TO IDENTIFY SITE MONITORING WELLS IS NAD 83/96 PER NHDOT BASE STATION, FOLLOWING THE NEW HAMPSHIRE STATE PLANE PROJECTION, IN UNITS OF U.S. SURVEY FEET.

4. AN ADDITIONAL SURVEY OF MW-901S/B, MW-902S/B, AND MW-903S/B WAS CONDUCTED BY GZA DURING NOVEMBER 2022 USING THE ESTABLISHED BENCHMARK ON THE EASTERN SIDE OF THE CULVERT AT SW-1 (EL. 1,060.98 FT). THE HORIZONTAL DATUM USED TO IDENTIFY SITE MONITORING WELLS IS NAD 83/96 PER NHDOT BASE STATION, FOLLOWING THE NEW HAMPSHIRE STATE PLANE PROJECTION, IN UNITS OF U.S. SURVEY FEET.

5. GZA CHOSE TO DEPICT PFOA CONCENTRATIONS ON THIS FIGURE BECAUSE IT WAS THE MOST WIDELY SPREAD PFAS CONTAMINANT THAT EXCEEDED BOTH ITS EPA SCREENING LEVEL AND NH AGQS.

6. ANALYTICAL DATA DISPLAYED ON THIS FIGURE IS FROM THE NOVEMBER 2022 SAMPLING EVENT.

LEGEND:

- MW-701 — BEDROCK MONITORING WELL
- MW-601 — OVERBURDEN MONITORING WELL
- WES-01 — WETLAND SOIL SAMPLE LOCATION
- SW-1 — SURFACE WATER AND/OR SEDIMENT SAMPLE LOCATION
- SW-LEACH-A — LEACHATE SAMPLE LOCATION
- PERMANENTLY INSTALLED STAFF GAUGE
- STREAM FLOW DIRECTION
- APPROXIMATE LOCATION OF FORMER DRUM DISPOSAL AREA
- APPROXIMATE WETLAND BOUNDARY
- CULVERT
- ENTRANCE GATE
- GMZ/AUR
- GRAVEL ACCESS ROAD
- TOWN LINE
- APPROXIMATE EXTENT OF FORMER PONDING
- APPROXIMATE WETLAND AREA
- SURFACE WATER

N W E S

0 30 60 120 180
GRAPHIC SCALE IN FEET

WETLAND DELINEATION NOTES:

1. APPROXIMATE WETLAND BOUNDARIES WERE DELINEATED BY GZA GEOENVIRONMENTAL, INC. (GZA) DURING JUNE 2015 IN ACCORDANCE WITH THE 1987 U.S. ARMY CORPS OF ENGINEERS' (ACOE) "WETLANDS DELINEATION MANUAL," TECHNICAL REPORT Y-87-1 AND THE "REGIONAL SUPPLEMENT TO THE CORPS OF ENGINEERS WETLAND DELINEATION MANUAL, NORTHCENTRAL AND NORTHEAST REGION," JANUARY 2012, IN CONJUNCTION WITH THE 2012 NATIONAL WETLAND PLANT LIST, FIELD INDICATORS OF HYDRIC SOILS IN THE UNITED STATES, VERSION 7, AND FIELD INDICATORS FOR IDENTIFYING HYDRIC SOILS IN NEW ENGLAND, 3RD EDITION.

2. APPROXIMATE WETLAND BOUNDARIES WERE MAPPED USING A HANDHELD GPS UNIT WITH THE GPS PROGRAM ICMTGISII, WITH AN APPROXIMATE HORIZONTAL ACCURACY OF THREE TO FIVE METERS.

UNLESS SPECIFICALLY STATED BY WRITTEN AGREEMENT, THIS DRAWING IS THE SOLE PROPERTY OF GZA GEOENVIRONMENTAL, INC. (GZA). THE INFORMATION SHOWN ON THE DRAWING IS SOLELY FOR THE USE BY GZA'S CLIENT OR THE CLIENT'S DESIGNATED REPRESENTATIVE FOR THE SPECIFIC PROJECT AND LOCATION IDENTIFIED ON THE DRAWING. THE DRAWING SHALL NOT BE TRANSFERRED, REUSED, COPIED, OR ALTERED IN ANY MANNER FOR USE AT ANY OTHER LOCATION OR FOR ANY OTHER PURPOSE WITHOUT THE PRIOR WRITTEN CONSENT OF GZA, ANY TRANSFER, REUSE, OR MODIFICATION TO THE DRAWING BY THE CLIENT OR OTHERS, WITHOUT THE PRIOR WRITTEN EXPRESS CONSENT OF GZA, WILL BE AT THE USER'S SOLE RISK AND WITHOUT ANY RISK OR LIABILITY TO GZA.

TROY MILLS LANDFILL
SUPERFUND SITE
TROY, NEW HAMPSHIRE

GROUNDWATER PFOA IN OVERBURDEN
KEY CONTAMINANT RESULT SUMMARY (2022)

PREPARED BY: GZA GeoEnvironmental, Inc. Engineers and Scientists www.gza.com		PREPARED FOR: NHDES/EPA	
PROJ MGR: MEM	REVIEWED BY: SRL	CHECKED BY: JMW	FIGURE
DESIGNED BY: MEM	DRAWN BY: ADM	SCALE: 1 in = 60 ft	6B
DATE: JUN 2023	PROJECT NO. 04.0190987.35	REVISION NO.	

© 2023 - GZA GeoEnvironmental, Inc. \\gzabostfpdata\GA\Jobs\0190\90\04.0190987.00 - NHDES 2019-2023 Contract\GIS\Troy\Figure 6B - PFOA Overburden.mxd, 6/7/2023, 8:29:29 PM, aimee.mountain

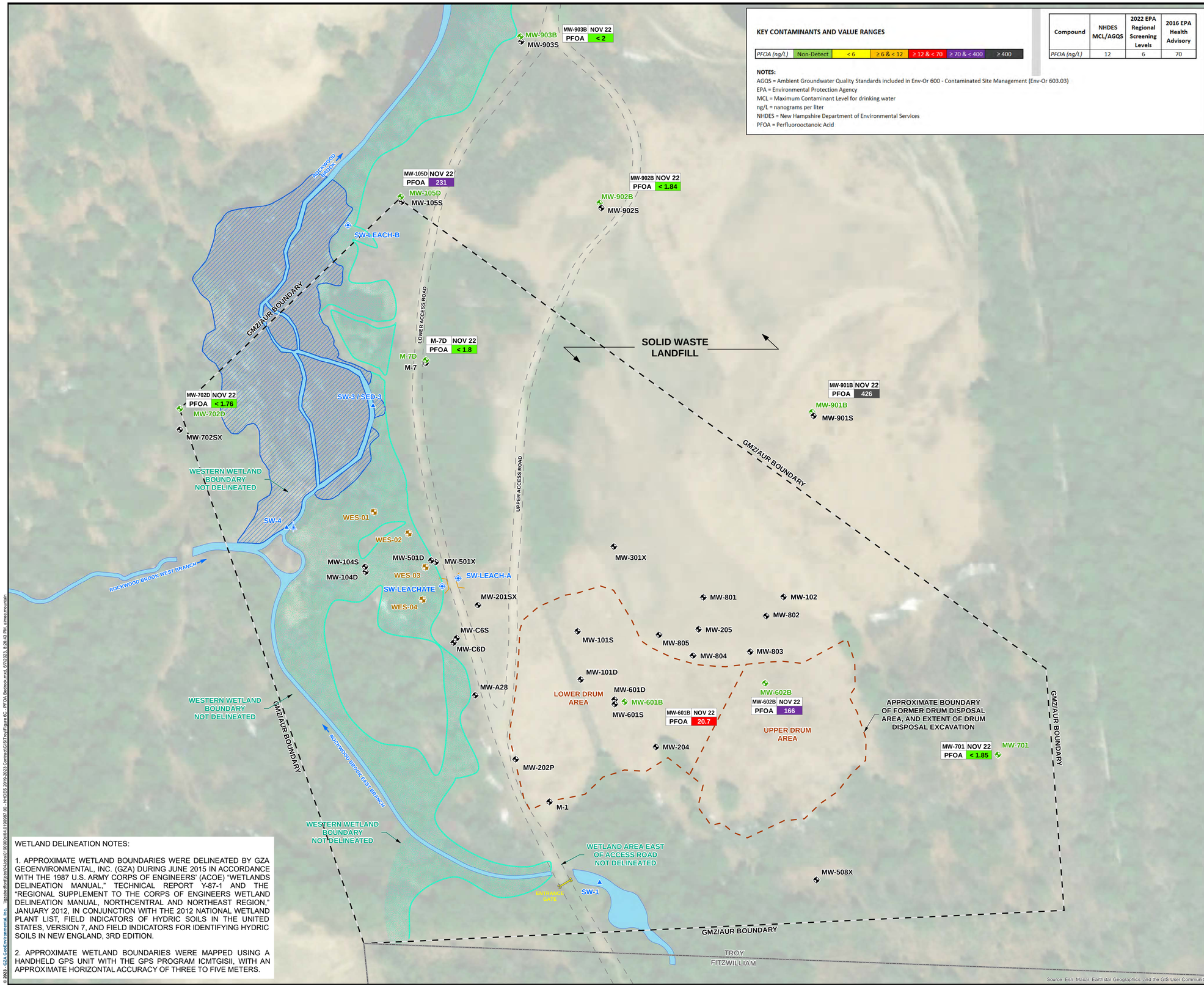

KEY CONTAMINANTS AND VALUE RANGES

PFOA (ng/L)	Non-Detect	< 6	≥ 6 & < 12	≥ 12 & < 70	≥ 70 & < 400	≥ 400

Compound	NHDES MCL/AGQS	2022 EPA Regional Screening Levels	2016 EPA Health Advisory
PFOA (ng/L)	12	6	70

NOTES:

AGQS = Ambient Groundwater Quality Standards included in Env-Or 600 - Contaminated Site Management (Env-Or 603.03)
EPA = Environmental Protection Agency
MCL = Maximum Contaminant Level for drinking water
ng/L = nanograms per liter
NHDES = New Hampshire Department of Environmental Services
PFOA = Perfluorooctanoic Acid

NOTES:

1. BASE PLAN IS FROM NHDES GPS DATA POINTS TAKEN ON SEPTEMBER 29, 2011.

2. THE GROUNDWATER MANAGEMENT ZONE (GMZ)/ACTIVITY AND USE RESTRICTION (AUR) BOUNDARY IS FROM "GROUNDWATER MANAGEMENT ZONE & ACTIVITY AND USE RESTRICTION PLAN, TROY MILLS LANDFILL, TROY, NEW HAMPSHIRE", PREPARED BY TF MORAN, INC., DATED DECEMBER 18, 2006, REVISED JANUARY 17, 2007 AND MARCH 19, 2007.

3. A SURVEY OF THE SITE WELLS WAS CONDUCTED DURING FEBRUARY 2005 BY CONKLIN & SOROKA OF CHESHIRE, CONNECTICUT. THE BENCHMARK POINT USED FOR THIS SURVEY WAS MONITORING WELL TRY_M-3; ITS ELEVATION WAS ESTABLISHED AS 1037.65 (PVC) ACCORDING TO THE PLAN TITLED "TOPOGRAPHIC SURVEY DEPICTING MONITORING WELL LOCATIONS, LAND OF TROY MILLS LANDFILL." THE HORIZONTAL DATUM USED TO IDENTIFY SITE MONITORING WELLS IS NAD 83/96 PER NHDOT BASE STATION, FOLLOWING THE NEW HAMPSHIRE STATE PLANE PROJECTION, IN UNITS OF U.S. SURVEY FEET.

4. AN ADDITIONAL SURVEY OF MW-901S/B, MW-902S/B, AND MW-903S/B WAS CONDUCTED BY GZA DURING NOVEMBER 2022 USING THE ESTABLISHED BENCHMARK ON THE EASTERN SIDE OF THE CULVERT AT SW-1 (EL. 1,060.98 FT). THE HORIZONTAL DATUM USED TO IDENTIFY SITE MONITORING WELLS IS NAD 83/96 PER NHDOT BASE STATION, FOLLOWING THE NEW HAMPSHIRE STATE PLANE PROJECTION, IN UNITS OF U.S. SURVEY FEET.

5. GZA CHOSE TO DEPICT PFOA CONCENTRATIONS ON THIS FIGURE BECAUSE IT WAS THE MOST WIDELY SPREAD PFAS CONTAMINANT THAT EXCEEDED BOTH ITS EPA SCREENING LEVEL AND NH AGQS.

6. ANALYTICAL DATA DISPLAYED ON THIS FIGURE IS FROM THE NOVEMBER 2022 SAMPLING EVENT.

LEGEND:

- MW-701 — BEDROCK MONITORING WELL
- MW-601 — OVERBURDEN MONITORING WELL
- WES-01 — WETLAND SOIL SAMPLE LOCATION
- SW-1 — SURFACE WATER AND/OR SEDIMENT SAMPLE LOCATION
- SW-LEACH-A — LEACHATE SAMPLE LOCATION
- PERMANENTLY INSTALLED STAFF GAUGE
- STREAM FLOW DIRECTION
- APPROXIMATE LOCATION OF FORMER DRUM DISPOSAL AREA
- APPROXIMATE WETLAND BOUNDARY
- CULVERT
- ENTRANCE GATE
- GMZ/AUR
- GRAVEL ACCESS ROAD
- TOWN LINE
- APPROXIMATE EXTENT OF FORMER PONDING
- APPROXIMATE WETLAND AREA
- SURFACE WATER

N W E S

0 30 60 120 180
GRAPHIC SCALE IN FEET

WETLAND DELINEATION NOTES:

1. APPROXIMATE WETLAND BOUNDARIES WERE DELINEATED BY GZA GEOENVIRONMENTAL, INC. (GZA) DURING JUNE 2015 IN ACCORDANCE WITH THE 1987 U.S. ARMY CORPS OF ENGINEERS' (ACOE) "WETLANDS DELINEATION MANUAL," TECHNICAL REPORT Y-87-1 AND THE "REGIONAL SUPPLEMENT TO THE CORPS OF ENGINEERS WETLAND DELINEATION MANUAL, NORTHCENTRAL AND NORTHEAST REGION," JANUARY 2012, IN CONJUNCTION WITH THE 2012 NATIONAL WETLAND PLANT LIST, FIELD INDICATORS OF HYDRIC SOILS IN THE UNITED STATES, VERSION 7, AND FIELD INDICATORS FOR IDENTIFYING HYDRIC SOILS IN NEW ENGLAND, 3RD EDITION.

2. APPROXIMATE WETLAND BOUNDARIES WERE MAPPED USING A HANDHELD GPS UNIT WITH THE GPS PROGRAM ICMTGISII, WITH AN APPROXIMATE HORIZONTAL ACCURACY OF THREE TO FIVE METERS.

UNLESS SPECIFICALLY STATED BY WRITTEN AGREEMENT, THIS DRAWING IS THE SOLE PROPERTY OF GZA GEOENVIRONMENTAL, INC. (GZA). THE INFORMATION SHOWN ON THE DRAWING IS SOLELY FOR THE USE BY GZA'S CLIENT OR THE CLIENT'S DESIGNATED REPRESENTATIVE FOR THE SPECIFIC PROJECT AND LOCATION IDENTIFIED ON THE DRAWING. THE DRAWING SHALL NOT BE TRANSFERRED, REUSED, COPIED, OR ALTERED IN ANY MANNER FOR USE AT ANY OTHER LOCATION OR FOR ANY OTHER PURPOSE WITHOUT THE PRIOR WRITTEN CONSENT OF GZA, ANY TRANSFER, REUSE, OR MODIFICATION TO THE DRAWING BY THE CLIENT OR OTHERS, WITHOUT THE PRIOR WRITTEN EXPRESS CONSENT OF GZA, WILL BE AT THE USER'S SOLE RISK AND WITHOUT ANY RISK OR LIABILITY TO GZA.

TROY MILLS LANDFILL
SUPERFUND SITE
TROY, NEW HAMPSHIRE

GROUNDWATER PFOA IN BEDROCK
KEY CONTAMINANT RESULT SUMMARY (2022)

PREPARED BY: GZA GeoEnvironmental, Inc. Engineers and Scientists www.gza.com		PREPARED FOR: NHDES/EPA	
PROJ MGR: MEM	REVIEWED BY: SRL	CHECKED BY: JMW	FIGURE 6C
DESIGNED BY: MEM	DRAWN BY: ADM	SCALE: 1 in = 60 ft	
DATE: JUN 2023	PROJECT NO. 04.0190987.35	REVISION NO.	

© 2023 - GZA GeoEnvironmental, Inc. \\gzabedford\gis\04.Jobs\01\90\90\04.0190987.00 - NHDES 2019-2023 Contract\GIS\Troy\Figure 6C - PFOA Bedrock.mxd, 6/7/2023, 8:28:43 PM, simes.mountain

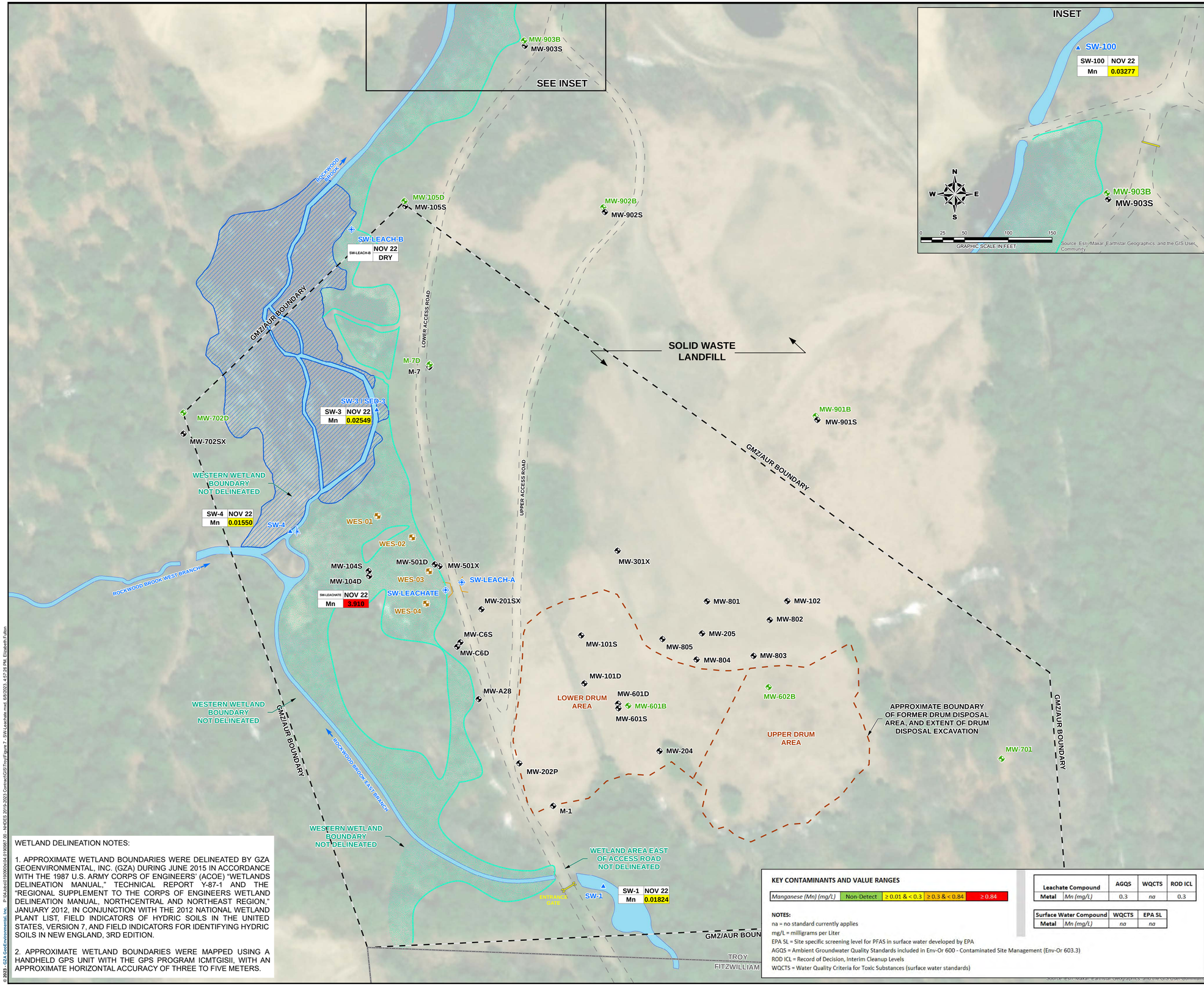

WETLAND DELINEATION NOTES:

1. APPROXIMATE WETLAND BOUNDARIES WERE DELINEATED BY GZA GEOENVIRONMENTAL, INC. (GZA) DURING JUNE 2015 IN ACCORDANCE WITH THE 1987 U.S. ARMY CORPS OF ENGINEERS' (ACOE) "WETLANDS DELINEATION MANUAL," TECHNICAL REPORT Y-87-1 AND THE "REGIONAL SUPPLEMENT TO THE CORPS OF ENGINEERS WETLAND DELINEATION MANUAL, NORTHCENTRAL AND NORTHEAST REGION," JANUARY 2012, IN CONJUNCTION WITH THE 2012 NATIONAL WETLAND PLANT LIST, FIELD INDICATORS OF HYDRIC SOILS IN THE UNITED STATES, VERSION 7, AND FIELD INDICATORS FOR IDENTIFYING HYDRIC SOILS IN NEW ENGLAND, 3RD EDITION.

2. APPROXIMATE WETLAND BOUNDARIES WERE MAPPED USING A HANDHELD GPS UNIT WITH THE GPS PROGRAM ICMTGISII, WITH AN APPROXIMATE HORIZONTAL ACCURACY OF THREE TO FIVE METERS.

KEY CONTAMINANTS AND VALUE RANGES

Manganese (Mn) (mg/L)	Non-Detect	≥ 0.01 & < 0.3	≥ 0.3 & < 0.84	≥ 0.84

NOTES:
na = no standard currently applies
mg/L = milligrams per Liter
EPA SL = Site specific screening level for PFAS in surface water developed by EPA
AGQS = Ambient Groundwater Quality Standards included in Env-Or 600 - Contaminated Site Management (Env-Or 603.3)
ROD ICL = Record of Decision, Interim Cleanup Levels
WQCTS = Water Quality Criteria for Toxic Substances (surface water standards)

Leachate Compound		AGQS	WQCTS	ROD ICL
Metal	*Mn (mg/L)*	0.3	*na*	0.3

Surface Water Compound		WQCTS	EPA SL
Metal	*Mn (mg/L)*	*na*	*na*

NOTES:

1. BASE PLAN IS FROM NHDES GPS DATA POINTS TAKEN ON SEPTEMBER 29, 2011.

2. THE GROUNDWATER MANAGEMENT ZONE (GMZ)/ACTIVITY AND USE RESTRICTION (AUR) BOUNDARY IS FROM "GROUNDWATER MANAGEMENT ZONE & ACTIVITY AND USE RESTRICTION PLAN, TROY MILLS LANDFILL, TROY, NEW HAMPSHIRE", PREPARED BY TF MORAN, INC., DATED DECEMBER 18, 2006, REVISED JANUARY 17, 2007 AND MARCH 19, 2007.

3. A SURVEY OF THE SITE WELLS WAS CONDUCTED DURING FEBRUARY 2005 BY CONKLIN & SOROKA OF CHESHIRE, CONNECTICUT. THE BENCHMARK POINT USED FOR THIS SURVEY WAS MONITORING WELL TRY_M-3; ITS ELEVATION WAS ESTABLISHED AS 1037.65 (PVC) ACCORDING TO THE PLAN TITLED "TOPOGRAPHIC SURVEY DEPICTING MONITORING WELL LOCATIONS, LAND OF TROY MILLS LANDFILL." THE HORIZONTAL DATUM USED TO IDENTIFY SITE MONITORING WELLS IS NAD 83/96 PER NHDOT BASE STATION, FOLLOWING THE NEW HAMPSHIRE STATE PLANE PROJECTION, IN UNITS OF U.S. SURVEY FEET.

4. AN ADDITIONAL SURVEY OF MW-901S/B, MW-902S/B, AND MW-903S/B WAS CONDUCTED DURING NOVEMBER 2022 USING THE ESTABLISHED BENCHMARK ON THE EASTERN SIDE OF THE CULVERT AT SW-1 (EL. 1,060.98 FT). THE HORIZONTAL DATUM USED TO IDENTIFY SITE MONITORING WELLS IS NAD 83/96 PER NHDOT BASE STATION, FOLLOWING THE NEW HAMPSHIRE STATE PLANE PROJECTION, IN UNITS OF U.S. SURVEY FEET.

5. THE FOLLOWING LOCATIONS WERE SAMPLED IN NOVEMBER 2022: SW-1, SW-3, SW-4, SW-100, AND SW-LEACHATE.

6. NO WETLAND SOIL SAMPLES WERE COLLECTED DURING 2022.

7. ANALYTICAL DATA DISPLAYED ON THIS FIGURE IS FROM THE NOVEMBER 2022 SAMPLING EVENT.

8. AERIAL IMAGERY SOURCE: ESRI, MAXAR, EARTHSTAR GEOGRAPHICS, IGN, AND THE GIS USER COMMUNITY.

LEGEND:

- MW-701 — BEDROCK MONITORING WELL
- MW-601 — OVERBURDEN MONITORING WELL
- WES-01 — WETLAND SOIL SAMPLE LOCATION
- SW-1 — SURFACE WATER AND/OR SEDIMENT SAMPLE LOCATION
- SW-LEACH-A — LEACHATE SAMPLE LOCATION
- PERMANENTLY INSTALLED STAFF GAUGE
- STREAM FLOW DIRECTION
- APPROXIMATE LOCATION OF FORMER DRUM DISPOSAL AREA
- APPROXIMATE WETLAND BOUNDARY
- CULVERT
- ENTRANCE GATE
- GMZ/AUR
- GRAVEL ACCESS ROAD
- TOWN LINE
- APPROXIMATE EXTENT OF FORMER PONDING
- APPROXIMATE WETLAND AREA
- SURFACE WATER

N W E S

0 30 60 120 180
GRAPHIC SCALE IN FEET

UNLESS SPECIFICALLY STATED BY WRITTEN AGREEMENT, THIS DRAWING IS THE SOLE PROPERTY OF GZA GEOENVIRONMENTAL, INC. (GZA). THE INFORMATION SHOWN ON THE DRAWING IS SOLELY FOR THE USE BY GZA'S CLIENT OR THE CLIENT'S DESIGNATED REPRESENTATIVE FOR THE SPECIFIC PROJECT AND LOCATION IDENTIFIED ON THE DRAWING. THE DRAWING SHALL NOT BE TRANSFERRED, REUSED, COPIED, OR ALTERED IN ANY MANNER FOR USE AT ANY OTHER LOCATION OR FOR ANY OTHER PURPOSE WITHOUT THE PRIOR WRITTEN CONSENT OF GZA, ANY TRANSFER, REUSE, OR MODIFICATION TO THE DRAWING BY THE CLIENT OR OTHERS, WITHOUT THE PRIOR WRITTEN EXPRESS CONSENT OF GZA, WILL BE AT THE USER'S SOLE RISK AND WITHOUT ANY RISK OR LIABILITY TO GZA.

TROY MILLS LANDFILL
SUPERFUND SITE
TROY, NEW HAMPSHIRE

KEY CONTAMINANTS WITHIN
SURFACE WATER AND LEACHATE (2022)

PREPARED BY:
GZA GeoEnvironmental, Inc.
Engineers and Scientists
www.gza.com

PREPARED FOR: NHDES/EPA

PROJ MGR: MEM	REVIEWED BY: SRL	CHECKED BY: JMW	FIGURE 7
DESIGNED BY: MEM	DRAWN BY: ADM	SCALE: 1 in = 60 ft	
DATE: JUN 2023	PROJECT NO. 04.0190987.35	REVISION NO.	

© 2023 - GZA GeoEnvironmental, Inc. P:\04.Jobs\01\90900s\04.0190987.00 - NHDES 2018-2023 Contract\GIS\Troy\Figure 7 - SW-Leachate.mxd 6/8/2023, 4:57:28 PM, Elizabeth Fallon

LEGEND:

- BEDROCK MONITORING WELL
- OVERBURDEN MONITORING WELL
- WETLAND SOIL SAMPLE LOCATION
- SURFACE WATER AND/OR SEDIMENT SAMPLE LOCATION
- LEACHATE SAMPLE LOCATION
- PERMANENTLY INSTALLED STAFF GAUGE
- STREAM FLOW DIRECTION
- CURRENT M & M TRAIL
- CURRENT RAIL TRAIL
- APPROXIMATE LOCATION OF FORMER DRUM DISPOSAL AREA
- APPROXIMATE WETLAND BOUNDARY
- CULVERT
- ENTRANCE GATE
- GMZ/AUR
- GRAVEL ACCESS
- TOWN LINE
- TROY MILLS LANDFILL PROPERTY
- TOWN LINES
- APPROXIMATE EXTENT OF FORMER PONDING
- APPROXIMATE WETLAND
- SURFACE WATER
- PARCELS

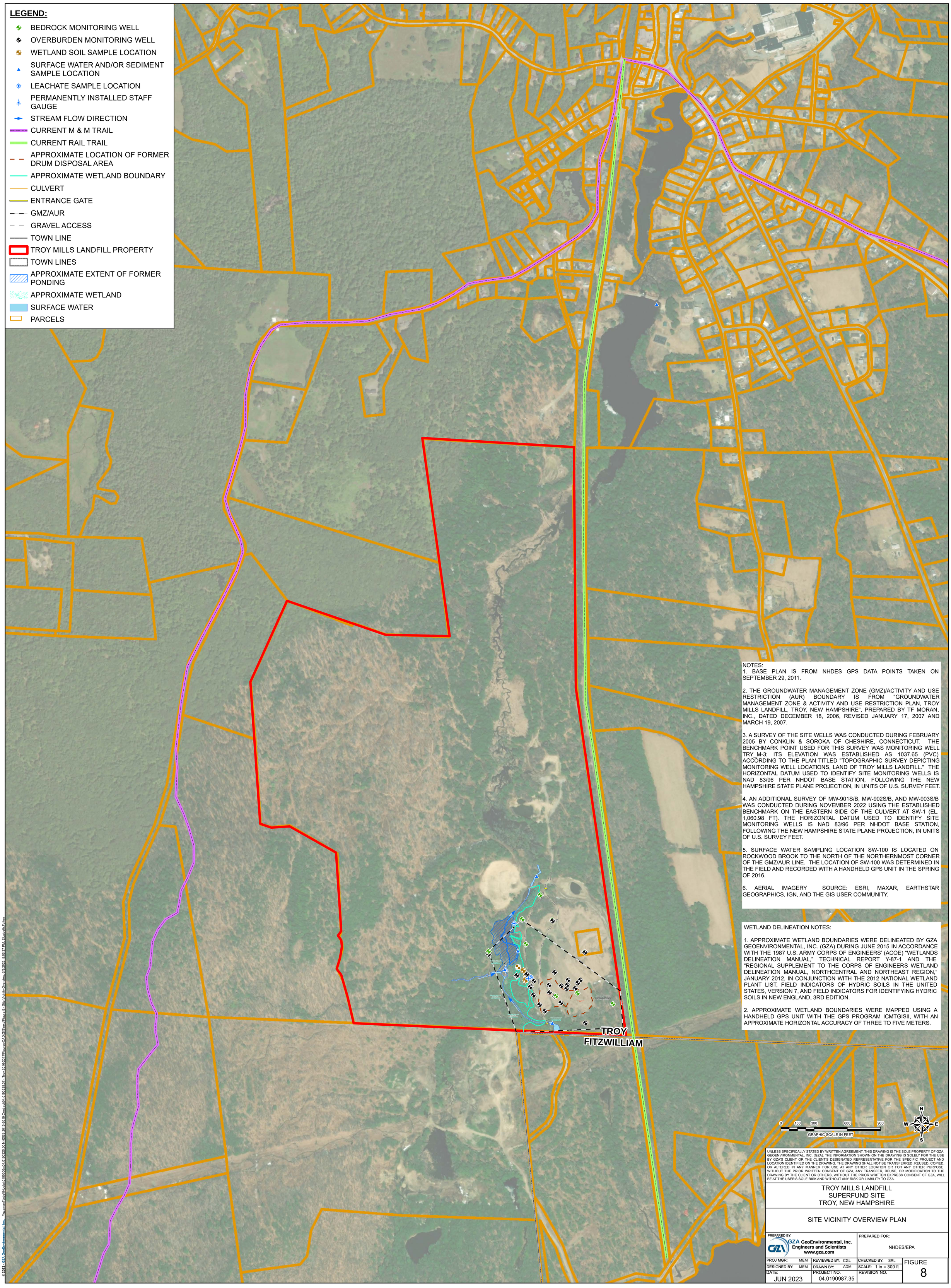

NOTES:

1. BASE PLAN IS FROM NHDES GPS DATA POINTS TAKEN ON SEPTEMBER 29, 2011.

2. THE GROUNDWATER MANAGEMENT ZONE (GMZ)/ACTIVITY AND USE RESTRICTION (AUR) BOUNDARY IS FROM "GROUNDWATER MANAGEMENT ZONE & ACTIVITY AND USE RESTRICTION PLAN, TROY MILLS LANDFILL, TROY, NEW HAMPSHIRE", PREPARED BY TF MORAN, INC., DATED DECEMBER 18, 2006, REVISED JANUARY 17, 2007 AND MARCH 19, 2007.

3. A SURVEY OF THE SITE WELLS WAS CONDUCTED DURING FEBRUARY 2005 BY CONKLIN & SOROKA OF CHESHIRE, CONNECTICUT. THE BENCHMARK POINT USED FOR THIS SURVEY WAS MONITORING WELL TRY_M-3; ITS ELEVATION WAS ESTABLISHED AS 1037.65 (PVC) ACCORDING TO THE PLAN TITLED "TOPOGRAPHIC SURVEY DEPICTING MONITORING WELL LOCATIONS, LAND OF TROY MILLS LANDFILL." THE HORIZONTAL DATUM USED TO IDENTIFY SITE MONITORING WELLS IS NAD 83/96 PER NHDOT BASE STATION, FOLLOWING THE NEW HAMPSHIRE STATE PLANE PROJECTION, IN UNITS OF U.S. SURVEY FEET.

4. AN ADDITIONAL SURVEY OF MW-901S/B, MW-902S/B, AND MW-903S/B WAS CONDUCTED DURING NOVEMBER 2022 USING THE ESTABLISHED BENCHMARK ON THE EASTERN SIDE OF THE CULVERT AT SW-1 (EL. 1,060.98 FT). THE HORIZONTAL DATUM USED TO IDENTIFY SITE MONITORING WELLS IS NAD 83/96 PER NHDOT BASE STATION, FOLLOWING THE NEW HAMPSHIRE STATE PLANE PROJECTION, IN UNITS OF U.S. SURVEY FEET.

5. SURFACE WATER SAMPLING LOCATION SW-100 IS LOCATED ON ROCKWOOD BROOK TO THE NORTH OF THE NORTHERNMOST CORNER OF THE GMZ/AUR LINE. THE LOCATION OF SW-100 WAS DETERMINED IN THE FIELD AND RECORDED WITH A HANDHELD GPS UNIT IN THE SPRING OF 2016.

6. AERIAL IMAGERY SOURCE: ESRI, MAXAR, EARTHSTAR GEOGRAPHICS, IGN, AND THE GIS USER COMMUNITY.

WETLAND DELINEATION NOTES:

1. APPROXIMATE WETLAND BOUNDARIES WERE DELINEATED BY GZA GEOENVIRONMENTAL, INC. (GZA) DURING JUNE 2015 IN ACCORDANCE WITH THE 1987 U.S. ARMY CORPS OF ENGINEERS' (ACOE) "WETLANDS DELINEATION MANUAL," TECHNICAL REPORT Y-87-1 AND THE "REGIONAL SUPPLEMENT TO THE CORPS OF ENGINEERS WETLAND DELINEATION MANUAL, NORTHCENTRAL AND NORTHEAST REGION," JANUARY 2012, IN CONJUNCTION WITH THE 2012 NATIONAL WETLAND PLANT LIST, FIELD INDICATORS OF HYDRIC SOILS IN THE UNITED STATES, VERSION 7, AND FIELD INDICATORS FOR IDENTIFYING HYDRIC SOILS IN NEW ENGLAND, 3RD EDITION.

2. APPROXIMATE WETLAND BOUNDARIES WERE MAPPED USING A HANDHELD GPS UNIT WITH THE GPS PROGRAM ICMTGISII, WITH AN APPROXIMATE HORIZONTAL ACCURACY OF THREE TO FIVE METERS.

UNLESS SPECIFICALLY STATED BY WRITTEN AGREEMENT, THIS DRAWING IS THE SOLE PROPERTY OF GZA GEOENVIRONMENTAL, INC. (GZA). THE INFORMATION SHOWN ON THE DRAWING IS SOLELY FOR THE USE BY GZA'S CLIENT OR THE CLIENT'S DESIGNATED REPRESENTATIVE FOR THE SPECIFIC PROJECT AND LOCATION IDENTIFIED ON THE DRAWING. THE DRAWING SHALL NOT BE TRANSFERRED, REUSED, COPIED, OR ALTERED IN ANY MANNER FOR USE AT ANY OTHER LOCATION OR FOR ANY OTHER PURPOSE WITHOUT THE PRIOR WRITTEN CONSENT OF GZA, ANY TRANSFER, REUSE, OR MODIFICATION TO THE DRAWING BY THE CLIENT OR OTHERS, WITHOUT THE PRIOR WRITTEN EXPRESS CONSENT OF GZA, WILL BE AT THE USER'S SOLE RISK AND WITHOUT ANY RISK OR LIABILITY TO GZA.

TROY MILLS LANDFILL
SUPERFUND SITE
TROY, NEW HAMPSHIRE

SITE VICINITY OVERVIEW PLAN

PREPARED BY: GZA GeoEnvironmental, Inc. Engineers and Scientists www.gza.com		PREPARED FOR: NHDES/EPA	
PROJ MGR: MEM	REVIEWED BY: CGL	CHECKED BY: SRL	FIGURE 8
DESIGNED BY: MEM	DRAWN BY: ADM	SCALE: 1 in = 300 ft	
DATE: JUN 2023	PROJECT NO. 04.0190987.35	REVISION NO.	

© 2023 - GZA GeoEnvironmental, Inc. \\gzaman\Jobs\04-Jobs\01903\00\04.0190325.00 NHDES 2015-2018 Contract\04.0190325.07 - Troy 2016-2017\Figures-CAD\GIS\mxd\Figure 8 - Site Vicinity Overview, 6-8-2023, 5:06:37 PM, Elizabeth Fulton

Appendix A – Limitations

USE OF REPORT

1. GZA GeoEnvironmental, Inc. (GZA) prepared this report on behalf of, and for the exclusive use of our Client for the stated purpose(s) and location(s) identified in the Proposal for Services and/or Report. Use of this report, in whole or in part, at other locations, or for other purposes, may lead to inappropriate conclusions; and we do not accept any responsibility for the consequences of such use(s). Further, reliance by any party not expressly identified in the agreement, for any use, without our prior written permission, shall be at that party's sole risk, and without any liability to GZA.

STANDARD OF CARE

2. GZA's findings and conclusions are based on the work conducted as part of the Scope of Services set forth in the Proposal for Services and/or Report and reflect our professional judgment. These findings and conclusions must be considered not as scientific or engineering certainties, but rather as our professional opinions concerning the limited data gathered during the course of our work. Conditions other than described in this report may be found at the subject location(s).

3. GZA's services were performed using the degree of skill and care ordinarily exercised by qualified professionals performing the same type of services, at the same time, under similar conditions, at the same or a similar property. No warranty, expressed or implied, is made. Specifically, GZA does not and cannot represent that the Site contains no hazardous material, oil, or other latent condition beyond that observed by GZA during its study. Additionally, GZA makes no warranty that any response action or recommended action will achieve all of its objectives or that the findings of this study will be upheld by a local, state or federal agency.

4. In conducting our work, GZA relied upon certain information made available by public agencies, Client and/or others. GZA did not attempt to independently verify the accuracy or completeness of that information. Inconsistencies in this information which we have noted, if any, are discussed in the Report.

SUBSURFACE CONDITIONS

5. The generalized soil profile(s) provided in our Report are based on widely-spaced subsurface explorations and are intended only to convey trends in subsurface conditions. The boundaries between strata are approximate and idealized, and were based on our assessment of subsurface conditions. The composition of strata, and the transitions between strata, may be more variable and more complex than indicated. For more specific information on soil conditions at a specific location refer to the exploration logs. The nature and extent of variations between these explorations may not become evident until further exploration or construction. If variations or other latent conditions then become evident, it will be necessary to reevaluate the conclusions and recommendations of this report.

6. Water level readings have been made, as described in this Report, in and monitoring wells at the specified times and under the stated conditions. These data have been reviewed and interpretations have been made in this report. Fluctuations in the level of the groundwater however occur due to temporal or spatial variations in areal recharge rates, soil heterogeneities, the presence of subsurface utilities, and/or natural or artificially induced perturbations. The observed water table may be other than indicated in the Report.

COMPLIANCE WITH CODES AND REGULATIONS

7. We used reasonable care in identifying and interpreting applicable codes and regulations necessary to execute our scope of work. These codes and regulations are subject to various, and possibly contradictory, interpretations. Interpretations and compliance with codes and regulations by other parties is beyond our control.

SCREENING AND ANALYTICAL TESTING

8. GZA collected environmental samples at the locations identified in the Report. These samples were analyzed for the specific parameters identified in the report. Additional constituents, for which analyses were not conducted, may be present in soil, groundwater, surface water, sediment and/or air. Future Site activities and uses may result in a requirement for additional testing.

9. Our interpretation of field screening and laboratory data is presented in the Report. Unless otherwise noted, we relied upon the laboratory's QA/QC program to validate these data.

10. Variations in the types and concentrations of contaminants observed at a given location or time may occur due to release mechanisms, disposal practices, changes in flow paths, and/or the influence of various physical, chemical, biological or radiological processes. Subsequently observed concentrations may be other than indicated in the Report.

INTERPRETATION OF DATA

11. Our opinions are based on available information as described in the Report, and on our professional judgment. Additional observations made over time, and/or space, may not support the opinions provided in the Report.

ADDITIONAL INFORMATION

12. In the event that the Client or others authorized to use this report obtain additional information on environmental or hazardous waste issues at the Site not contained in this report, such information shall be brought to GZA's attention forthwith. GZA will evaluate such information and, on the basis of this evaluation, may modify the conclusions stated in this report.

ADDITIONAL SERVICES

13. GZA recommends that we be retained to provide services during any future investigations, design, implementation activities, construction, and/or property development/ redevelopment at the Site. This will allow us the opportunity to: i) observe conditions and compliance with our design concepts and opinions; ii) allow for changes in the event that conditions are other than anticipated; iii) provide modifications to our design; and iv) assess the consequences of changes in technologies and/or regulations.

Appendix B – Historical Figure and Groundwater Data

TABLE B1
SUMMARY OF HISTORICAL DETECTED COMPOUNDS IN DECOMMISSIONED WELLS
Troy Mills Landfill Superfund Site
Troy, New Hampshire

Monitoring Well ID / Geological Unit of Well Screen / Sampling Event Date	NH AGQS	ROD ICL	TRY_M-2 Overburden (Decommissioned)												
			Aug-04	Oct-05	Jun-06	Dec-06	May-07	Jun-08	Dec-08	Jun-09	Oct-09	Jun-11	Jun-13	Nov-14	Jun-15
VOCs of Concern (µg/L)															
Tetrachloroethene	5	5	<2	<1.0	ns	<2.0	<2.0	<2.0	<2.0	<2.0	<2.0	<2.0	<2.0	ns	DE
Trichloroethene	5	5	<2	<1.0	ns	<2.0	**3.2**	<2.0	**2.2**	<2.0	<2.0	<2.0	<2.0	ns	DE
cis-1,2-Dichloroethene	70	70	**68**	**11**	ns	**11**	**23**	<2.0	**16**	**2.9**	**8.4**	<2.0	<2.0	ns	DE
Vinyl Chloride	2	2	<2	<1.0	ns	<2.0	<2.0	<2.0	<2.0	<2.0	<2.0	<2.0	<2.0	ns	DE
1,2,4-Trimethylbenzene	330	330	**217 E**	**48**	ns	<2.0	<2.0	<2.0	<2.0	<2.0	<2.0	<2.0	<2.0	ns	DE
1,3,5-Trimethylbenzene	330	330	**57**	**2.6**	ns	<2.0	<2.0	<2.0	<2.0	<2.0	<2.0	<2.0	<2.0	ns	DE
2-Butanone(MEK)	4,000	4,000	---	<1.0	ns	<10	<10	<10	<10	<10	<10	<10	<10	ns	DE
Benzene	5	5	**3.8**	<1.0	ns	<2.0	<2.0	<2.0	<2.0	<2.0	<2.0	<2.0	<2.0	ns	DE
Naphthalene	20	20	**30**	**8.7**	ns	<2.0	<2.0	<2.0	<2.0	<2.0	<2.0	<2.0	<2.0	ns	DE
n-Butylbenzene	260	260	---	**6.9**	ns	<2.0	<2.0	<2.0	<2.0	<2.0	<2.0	<2.0	<2.0	ns	DE
n-Propylbenzene	260	260	**27**	**9.6**	ns	<2.0	<2.0	<2.0	<2.0	<2.0	<2.0	<2.0	<2.0	ns	DE
p-Isopropyltoluene (4-cymene)	260	260	**11**	**2.4**	ns	<2.0	**2.8**	<2.0	<2.0	<2.0	<2.0	<2.0	<2.0	ns	DE
Tetrahydrofuran(THF)	600	154	**16**	**2.8**	ns	<9	<10	<10	<10	<10	<10	<10	<10	ns	DE
Toluene	1,000	1,000	<2	**1.5**	ns	<2.0	<2.0	<2.0	<2.0	<2.0	<2.0	<2.0	<2.0	ns	DE
Additional VOCs (µg/L)															
1,1,1-Trichloroethane	200	na	<2	<1.0	ns	<2.0	<2.0	<2.0	<2.0	<2.0	<2.0	<2.0	<2.0	ns	DE
1,1-Dichloroethane	81	na	<2	<1.0	ns	<2.0	<2.0	<2.0	<2.0	<2.0	<2.0	<2.0	<2.0	ns	DE
1,1-Dichloroethene	7	na	<2	<1.0	ns	<2.0	<2.0	<2.0	<2.0	<2.0	<2.0	<2.0	<2.0	ns	DE
1,2,4-Trichlorobenzene	70	na	<2	<1.0	ns	<2.0	<2.0	<2.0	<2.0	<2.0	<2.0	<2.0	<2.0	ns	DE
1,2-Dichloroethane	5	na	<2	<1.0	ns	<2.0	<2.0	<2.0	<2.0	<2.0	<2.0	<2.0	<2.0	ns	DE
1,4-Dichlorobenzene	75	na	<2	<1.0	ns	<2.0	<2.0	<2.0	<2.0	<2.0	<2.0	<2.0	<2.0	ns	DE
2-Chlorotoluene	100	na	---	<1.0	ns	<2.0	<2.0	<2.0	<2.0	<2.0	<2.0	<2.0	<2.0	ns	DE
4-Methyl-2-pentanone (MIBK)	2,000	na	<10	<1.0	ns	<10	<10	<10	<10	<10	<10	<10	<10	ns	DE
Acetone	6,000	na	<10	<1.0	ns	<10	<10	<10	<10	<10	<10	<10	<10	ns	DE
Carbon Disulfide	70	na	*	*	ns	*	*	*	*	*	*	*	*	ns	DE
Ethylbenzene	700	na	<2	**13**	ns	<2.0	<2.0	<2.0	<2.0	<2.0	<2.0	<2.0	**2.5**	ns	DE
Isopropylbenzene (cumene)	800	na	**20**	**8.5**	ns	<2.0	<2.0	<2.0	<2.0	<2.0	<2.0	<2.0	**3.0**	ns	DE
Methylene Chloride (Dichloromethane)	5	na	<2	<1.0	ns	<2.0	<2.0	<2.0	<2.0	<2.0	<2.0	<2.0	<2.0	ns	DE
sec-Butylbenzene	260	na	**11.0**	**8.9**	ns	**2**	**7.0**	<2.0	**2.9**	**2.8**	**2.0**	**2.7**	**4.5**	ns	DE
t-Butanol (TBA)	40	na	<10	---	ns	<10	<10	<10	<10	<10	<10	<10	<10	ns	DE
t-Butylbenzene	260	na	**3**	**2.8**	ns	<2.0	**2.1**	<2.0	<2.0	<2.0	<2.0	<2.0	<2.0	ns	DE
Trichlorofluoromethane	2,000	na	---	<1.0	ns	<2.0	<2.0	<2.0	<2.0	<2.0	<2.0	<2.0	<2.0	ns	DE
m/p-Xylene	10, 000 [1]	na	**55**	**3.8**	ns	<2.0	<2.0	<2.0	<2.0	<2.0	<2.0	<2.0	<2.0	ns	DE
o-Xylene		na	<2	**2.0**	ns	<2.0	<2.0	<2.0	<2.0	<2.0	<2.0	<2.0	<2.0	ns	DE
Total VOCs (µg/L)	na	na	**519**	**133**	ns	**13**	**38**	ND	**21**	**6**	**10**	**3**	**10**	ns	DE
1,4-Dioxane (µg/L)															
1,4-Dioxane	3	3	ns	ns	ns	ns	ns	ns	ns	ns	ns	ns	ns	ns	DE
SVOCs of Concern (µg/L)															
Benzo(a)pyrene	0.2	0.2	<10	<5	ns	<10	<10	<10	<10	<10	<10	<10	<10	ns	DE
Benzo(b)fluoranthene	0.1	0.1	<10	<5	ns	<10	<10	<10	<10	<10	<10	<10	<10	ns	DE
Bis[Di](2-ethylhexyl) phthalate	6	6	<10	<5	ns	**27**	<10	**21**	<5.0	<5.0	<5.0	<5.0	<5.0	ns	DE
Dibenzo(a,h)anthracene	0.1	0.1	<10	<5	ns	<10	<10	<10	<10	<10	<10	<10	<10	ns	DE
Naphthalene	20	20	**30**	**5**	ns	<10	<10	<10	<10	<10	<10	<10	<10	ns	DE
Pentachlorophenol	1	1	<25	<5	ns	<20	<20	<20	<20	<20	<20	<20	ns [2]	ns	DE
2-Methylnaphthalene	280	na	*	<5	ns	<10	<10	<10	<10	<10	<10	*	*	ns	DE
Additional SVOCs (µg/L)															
Benzyl butyl phthalate	na	na	<10	<5	ns	<10	<10	<10	<10	<10	<10	<10	<10	ns	DE
Di-n-butylphthalate	na	na	<10	<5	ns	<10	<10	<10	<10	<10	<10	<10	<10	ns	DE
Di-n-octylphalate	na	na	<10	<5	ns	<10	<10	<10	<10	<10	<10	<10	<10	ns	DE
Total SVOCs (µg/L)	na	na	**30**	**21**	ns	**27**	ND	**21**	ND	ND	ND	ND	ND	ns	DE
Metals of Concern (mg/L)															
Arsenic	0.01	0.01	ns	<0.200	ns	**0.0030**	**0.0029**	**0.0029**	ns	ns	ns	ns	ns	ns	DE
Manganese	0.84	0.3	ns	**5.50**	ns	**4.270**	**3.430**	**2.77**	**4.05**	**2.73**	**3.05**	**1.94**	**2.31**	ns	DE
Additional Metals (mg/L)															
Barium	2	na	ns	<0.030	ns	**0.0132**	**0.0218**	**0.0128**	ns	ns	ns	ns	ns	ns	DE
Cadmium	0.005	na	ns	<0.030	ns	<0.0020	<0.0020	<0.0020	ns	ns	ns	ns	ns	ns	DE
Chromium	0.1	na	ns	<0.030	ns	<0.0050	<0.0050	<0.0050	ns	ns	ns	ns	ns	ns	DE
Lead	0.015	na	ns	<0.100	ns	<0.0010	<0.0010	<0.0010	ns	ns	ns	ns	ns	ns	DE
Selenium	0.05	na	ns	<0.100	ns	<0.0050	<0.0050	<0.0050	ns	ns	ns	ns	ns	ns	DE
Iron	na	na	ns	**43.00**	ns	**30.70**	**21.70**	**30.80**	ns	ns	ns	ns	ns	ns	DE

TABLE B1
SUMMARY OF HISTORICAL DETECTED COMPOUNDS IN DECOMMISSIONED WELLS
Troy Mills Landfill Superfund Site
Troy, New Hampshire

Monitoring Well ID / Geological Unit of Well Screen / Sampling Event Date	NH AGQS	ROD ICL	TRY_MW-101 Predominantly Overburden (Decommissioned)												
			Aug-04	Oct-05	Jun-06	Dec-06	May-07	Jun-08	Dec-08	Jun-09	Oct-09	Jun-11	Jun-13	Nov-14 [3]	Jun-15
VOCs of Concern (µg/L)															
Tetrachloroethene	5	5	<2	<1.0	ns	<4.0	<4.0	<2.0	<2.0	<2.0	<2.0	<2.0	<2.0	<2.0	DE
Trichloroethene	5	5	<2	<1.0	ns	<4.0	<4.0	<2.0	<2.0	<2.0	<2.0	<2.0	<2.0	<2.0	DE
cis-1,2-Dichloroethene	70	70	<2	**8.0**	ns	**4.3**	**8.1**	**2.5**	**2.8**	**4.0**	**2.7**	**2.7**	**2.5**	<2.0	DE
Vinyl Chloride	2	2	<2	<1.0	ns	<4.0	<4.0	<2.0	<2.0	<2.0	<2.0	<2.0	<2.0	<2.0	DE
1,2,4-Trimethylbenzene	330	330	**44**	**80**	ns	**201**	**347**	**181**	**183**	**30**	**169**	**65**	**90**	**120**	DE
1,3,5-Trimethylbenzene	330	330	**13**	**25**	ns	**65**	**114**	**55**	**47**	**11**	**42**	**20**	**16**	**32**	DE
2-Butanone(MEK)	4,000	4,000	---	<1.0	ns	<20	<20	<10	<10	<10	<10	<10	<10	<10	DE
Benzene	5	5	<2	**2.2**	ns	<4.0	<4.0	<2.0	**2.2**	<2.0	**2.0**	<2.0	<2.0	<2.0	DE
Naphthalene	20	20	**4.5**	**5.5**	ns	**10**	**18**	**8.0**	**11**	**5.0**	**14 J***	**4**	**5.7**	**9.8**	DE
n-Butylbenzene	260	260	---	**3.1**	ns	<4.0	<4.0	**30**	**30**	**22**	**31**	**21**	<2.0	**20**	DE
n-Propylbenzene	260	260	**14**	**7.1**	ns	**28**	**51**	**51**	**58**	**39**	**49**	**32**	**39**	**33**	DE
p-Isopropyltoluene (4-cymene)	260	260	**6.6**	**2.9**	ns	**9.8**	**23**	**20**	**26**	**11**	**22**	**8.4**	**7.8**	**11**	DE
Tetrahydrofuran(THF)	600	154	**26**	**7.8**	ns	<20	<20	<10	<10	<10	<10	<10	<10	<10	DE
Toluene	1,000	1,000	**3**	**6.6**	ns	<4.0	<4.0	**4.9**	<2.0	<2.0	<2.0	<2.0	<2.0	<2.0	DE
Additional VOCs (µg/L)															
1,1,1-Trichloroethane	200	na	**7.9**	<1.0	ns	<4.0	<4.0	<2.0	<2.0	<2.0	<2.0	<2.0	<2.0	<2.0	DE
1,1-Dichloroethane	81	na	<2	**10**	ns	<4.0	**5.0**	**3.2**	**3.4**	<2.0	**3.0**	<2.0	<2.0	<2.0	DE
1,1-Dichloroethene	7	na	<2	<1.0	ns	**5.6**	<4.0	<2.0	<2.0	<2.0	<2.0	<2.0	<2.0	<2.0	DE
1,2,4-Trichlorobenzene	70	na	<2	<1.0	ns	<4.0	<4.0	<2.0	<2.0	<2.0	<2.0	<2.0	<2.0	<2.0	DE
1,2-Dichloroethane	5	na	<2	<1.0	ns	<4.0	<4.0	<2.0	<2.0	<2.0	<2.0	<2.0	<2.0	<2.0	DE
1,4-Dichlorobenzene	75	na	<2	<1.0	ns	<4.0	<4.0	<2.0	<2.0	<2.0	<2.0	<2.0	<2.0	<2.0	DE
2-Chlorotoluene	100	na	---	<1.0	ns	<4.0	<4.0	<2.0	<2.0	<2.0	<2.0	<2.0	<2.0	<2.0	DE
4-Methyl-2-pentanone (MIBK)	2,000	na	<10	<1.0	ns	<20	<20	<10	<10	<10	<10	<10	<10	<10	DE
Acetone	6,000	na	<10	<1.0	ns	<20	<20	<10	<10	<10	<10	<10	<10	<10	DE
Carbon Disulfide	70	na	*	*	ns	*	*	*	*	*	*	*	*	*	DE
Ethylbenzene	700	na	<2	**49**	ns	**110**	**141**	**97**	**108**	**65**	**92**	**59**	**69**	**60**	DE
Isopropylbenzene (cumene)	800	na	**12**	**9.2**	ns	**24**	**45**	**38**	**39**	**28**	**36**	**27**	**30**	**27**	DE
Methylene Chloride (Dichloromethane)	5	na	<2	<1.0	ns	<4.0	<4.0	<2.0	<2.0	**2.1**	<2.0	<2.0	<2.0	<2.0	DE
sec-Butylbenzene	260	na	**9.6**	**2.4**	ns	**8**	**20**	**27**	**27**	**23**	**28**	**23**	**23**	**22**	DE
t-Butanol (TBA)	40	na	<10	---	ns	<20	<20	<10	<10	<10	<10	<10	<10	<10	DE
t-Butylbenzene	260	na	**2.3**	<1.0	ns	<4.0	**4.3**	**4.9**	**5**	**4.1**	**5.4**	**4.3**	**4.5**	**4.6**	DE
Trichlorofluoromethane	2,000	na	---	<1.0	ns	<4.0	<4.0	<2.0	<2.0	<2.0	<2.0	<2.0	<2.0	<2.0	DE
m/p-Xylene	10, 000 [1]	na	**11**	**50**	ns	**88**	**144**	**30**	**28**	**7.9**	**42**	**10**	**11**	**29**	DE
o-Xylene		na	<2	**49**	ns	**49**	**93**	**9.5**	**4.1**	<2.0	**28**	**6.2**	**5.1**	<2.0	DE
Total VOCs (µg/L)	na	na	**154**	**318**	ns	**602**	**1,013**	**562**	**575**	**252**	**566**	**283**	**304**	**368**	DE
1,4-Dioxane (µg/L)															
1,4-Dioxane	3	3	ns	ns	ns	<2.0	ns	<2.0	ns	ns	ns	ns	ns	<0.20	DE
SVOCs of Concern (µg/L)															
Benzo(a)pyrene	0.2	0.2	<10	<5	ns	<10	<10	<10	<10	<10	<10	<10	<10	<10	DE
Benzo(b)fluoranthene	0.1	0.1	<10	<5	ns	<10	<10	<10	<10	<10	<10	<10	<10	<10	DE
Bis[Di](2-ethylhexyl) phthalate	6	6	<10	**6**	ns	<10	<10	<5.0	<5.0	<5.0	<5.0	<5.0	<5.0	<5.0	DE
Dibenzo(a,h)anthracene	0.1	0.1	<10	<5	ns	<10	<10	<10	<10	<10	<10	<10	<10	<10	DE
Naphthalene	20	20	**4.5**	<5	ns	<10	**13**	<10	<10	<10	<10	<10	<10	<10	DE
Pentachlorophenol	1	1	<25	<5	ns	<25	<20	<20	<20	<20	<20	<20	ns [2]	<20	DE
2-Methylnaphthalene	280	na	*	<5	ns	<10	<10	<10	<10	<10	<10	<10	*	*	DE
Additional SVOCs (µg/L)															
Benzyl butyl phthalate	na	na	<10	<5	ns	<10	<10	<10	<10	<10	<10	<10	<10	<10	DE
Di-n-butylphthalate	na	na	<10	<5	ns	<10	<10	<10	<10	<10	<10	<10	<10	<10	DE
Di-n-octylphalate	na	na	<10	<5	ns	<10	<10	<10	<10	<10	<10	<10	<10	<10	DE
Total SVOCs (µg/L)	na	na	5	**6**	ns	ND	**13**	ND	ND	ND	ND	ND	ND	ND	DE
Metals of Concern (mg/L)															
Arsenic	0.01	0.01	ns	<0.200	ns	**0.0021**	**0.0031**	**0.0016**	ns	ns	ns	ns	ns	**0.0011**	DE
Manganese	0.84	0.3	ns	**2.10**	ns	**2.23**	**2.50**	**2.62**	**2.89**	**2.54**	**2.25**	**2.7**	**2.2**	**3.50**	DE
Additional Metals (mg/L)															
Barium	2	na	ns	<0.030	ns	0.0277	0.0266	0.0253	ns	ns	ns	ns	ns	ns	DE
Cadmium	0.005	na	ns	<0.030	ns	<0.0020	<0.0020	<0.0020	ns	ns	ns	ns	ns	ns	DE
Chromium	0.1	na	ns	<0.030	ns	0.0017	<0.0050	<0.0050	ns	ns	ns	ns	ns	ns	DE
Lead	0.015	na	ns	<0.100	ns	0.0001	<0.0010	<0.0010	ns	ns	ns	ns	ns	ns	DE
Selenium	0.05	na	ns	<0.100	ns	0.0018	<0.0050	<0.0050	ns	ns	ns	ns	ns	ns	DE
Iron	na	na	ns	**99**	ns	**114**	**121**	**124**	ns	ns	ns	ns	ns	ns	DE

TABLE B1
SUMMARY OF HISTORICAL DETECTED COMPOUNDS IN DECOMMISSIONED WELLS
Troy Mills Landfill Superfund Site
Troy, New Hampshire

Monitoring Well ID / Geological Unit of Well Screen	NH AGQS	ROD ICL	TRY_MW-201M Overburden (Decommissioned)													TRY_MW-201P Overburden (Decommissioned)		
Sampling Event Date			**Aug-04**	**Oct-05**	**Jun-06**	**Dec-06**	**May-07**	**May-07 DUP**	**Jun-08**	**Dec-08**	**Jun-09**	**Oct-09**	**Jun-11**	**Jun-13**	**Nov-14**	**Jun-11 [4]**	**Jun-13 [5]**	**Nov-14**
VOCs of Concern (µg/L)																		
Tetrachloroethene	5	5	<2	<1.0	ns	<2.0	<4.0	<4.0	<2.0	<2.0	<10	<2.0	<10	<10	DE	<10	ns	DE
Trichloroethene	5	5	**7**	**7.9**	ns	**6.2**	<4.0	<4.0	<2.0	<2.0	<10	**3.8**	<10	<10	DE	<10	ns	DE
cis-1,2-Dichloroethene	70	70	**38**	<1.0	ns	**297**	**242**	**249**	**485**	**617**	**576**	**639**	**660**	**533**	DE	**608 J***	ns	DE
Vinyl Chloride	2	2	<2	<1.0	ns	<2.0	<4.0	<4.0	<2.0	<2.0	<10	<2.0	<10	<10	DE	<10	ns	DE
1,2,4-Trimethylbenzene	330	330	<2	<1.0	ns	<2.0	<4.0	<4.0	<2.0	<2.0	<10	<2.0	<10	<10	DE	<10	ns	DE
1,3,5-Trimethylbenzene	330	330	<2	<1.0	ns	<2.0	<4.0	<4.0	<2.0	<2.0	<10	<2.0	<10	<10	DE	<10	ns	DE
2-Butanone(MEK)	4,000	4,000	---	<1.0	ns	<10	<20	<20	<10	<10	<50	<10	<50	<50	DE	<50	ns	DE
Benzene	5	5	<2	**1.1**	ns	<2.0	<4.0	<4.0	<2.0	<2.0	<10	<2.0	<10	<10	DE	<10	ns	DE
Naphthalene	20	20	<2	<1.0	ns	<2.0	<4.0	<4.0	<2.0	<2.0	<10	**4.4 J***	<10	<10	DE	<10	ns	DE
n-Butylbenzene	260	260	---	<1.0	ns	<2.0	<4.0	<4.0	**30**	<2.0	<10	<2.0	<10	<10	DE	<10	ns	DE
n-Propylbenzene	260	260	<2	<1.0	ns	<2.0	<4.0	<4.0	<2.0	<2.0	<10	<2.0	<10	<10	DE	<10	ns	DE
p-Isopropyltoluene (4-cymene)	260	260	<2	<1.0	ns	<2.0	<4.0	<4.0	<2.0	<2.0	<10	<2.0	<10	<10	DE	<10	ns	DE
Tetrahydrofuran(THF)	600	154	<10	**1.9**	ns	<10	<20	<20	<10	<10	<50	<10	<50	<50	DE	<50	ns	DE
Toluene	1,000	1,000	<2	<1.0	ns	<2.0	<4.0	<4.0	<2.0	<2.0	<10	<2.0	<10	<10	DE	<10	ns	DE
Additional VOCs (µg/L)																		
1,1,1-Trichloroethane	200	na	<2	<1.0	ns	<2.0	<4.0	<4.0	<2.0	<2.0	<10	<2.0	<10	<10	DE	<10	ns	DE
1,1-Dichloroethane	81	na	**2.2**	**3.1**	ns	**5.9**	**4.5**	**4.7**	<2.0	<2.0	<10	**8.5**	<10	<10	DE	<10	ns	DE
1,1-Dichloroethene	7	na	<2	<1.0	ns	<2.0	<4.0	<4.0	<2.0	<2.0	<10	<2.0	<10	<10	DE	<10	ns	DE
1,2,4-Trichlorobenzene	70	na	<2	<1.0	ns	<2.0	<4.0	<4.0	<2.0	<2.0	<10	<2.0	<10	<10	DE	<10	ns	DE
1,2-Dichloroethane	5	na	<2	<1.0	ns	<2.0	<4.0	<4.0	<2.0	<2.0	<10	**3.3**	<10	<10	DE	<10	ns	DE
1,4-Dichlorobenzene	75	na	<2	<1.0	ns	<2.0	<4.0	<4.0	<2.0	<2.0	<10	<2.0	<10	<10	DE	<10	ns	DE
2-Chlorotoluene	100	na	---	<1.0	ns	<2.0	<4.0	<4.0	<2.0	<2.0	<10	<2.0	<10	<10	DE	<10	ns	DE
4-Methyl-2-pentanone (MIBK)	2,000	na	<10	<1.0	ns	<10	<20	<20	<10	<10	<50	<10	<50	<50	DE	<50	ns	DE
Acetone	6,000	na	<10	<1.0	ns	<10	<20	<20	<10	<10	<50	<10	<50	<50	DE	<50	ns	DE
Carbon Disulfide	70	na	*	*	ns	*	*	*	*	*	*	*	*	*	DE	*	ns	DE
Ethylbenzene	700	na	<2	<1.0	ns	<2.0	<4.0	<4.0	<2.0	<2.0	<10	<2.0	<10	<10	DE	<10	ns	DE
Isopropylbenzene (cumene)	800	na	**5.1**	**8.6**	ns	**3.6**	**4.5**	<4.0	<2.0	<2.0	<10	**3.5**	<10	<10	DE	<10	ns	DE
Methylene Chloride (Dichloromethane)	5	na	<2	<1.0	ns	<2.0	<4.0	<4.0	<2.0	<2.0	<10	<2.0	<10	<10	DE	<10	ns	DE
sec-Butylbenzene	260	na	**8.1**	**12**	ns	**7.2**	**7.2**	**5.9**	**27**	<2.0	<10	**9.0**	<10	<10	DE	**15 J***	ns	DE
t-Butanol (TBA)	40	na	<10	---	ns	<10	<20	<20	<10	<10	<50	<10	<50	<50	DE	<50	ns	DE
t-Butylbenzene	260	na	<2	**2.0**	ns	<2.0	<4.0	<4.0	**4.9**	<2.0	<10	**2.8**	<10	<10	DE	<10	ns	DE
Trichlorofluoromethane	2,000	na	---	<1.0	ns	<2.0	<4.0	<4.0	<2.0	<2.0	<10	<2.0	<10	<10	DE	<10	ns	DE
m/p-Xylene	10, 000 [1]	na	<2	<2.0	ns	<2.0	<4.0	<4.0	<2.0	<2.0	<10	<2.0	<10	<10	DE	<10	ns	DE
o-Xylene		na	<2	<1.0	ns	<2.0	<4.0	<4.0	<2.0	<2.0	<10	<2.0	<10	<10	DE	<10	ns	DE
Total VOCs (µg/L)	na	na	**60**	**37**	ns	**320**	**258**	**260**	**547**	**617**	**576**	**674**	**660**	**533**	DE	**623 J***	ns	DE
1,4-Dioxane (µg/L)																		
1,4-Dioxane	3	3	ns	ns	ns	**2.3**	ns	ns	**2.3**	ns	ns	**2.5**	ns	ns	DE	**0.58**	ns	DE
SVOCs of Concern (µg/L)																		
Benzo(a)pyrene	0.2	0.2	<10	<5	ns	<10	<10	<10	<10	<10	<10	<10	<10	<10	DE	<100	ns	DE
Benzo(b)fluoranthene	0.1	0.1	<10	<5	ns	<10	<10	<10	<10	<10	<10	<10	<10	<10	DE	<100	ns	DE
Bis[Di](2-ethylhexyl) phthalate	6	6	<10	<5	ns	<10	**464**	<10	<5.0	<5.0	<5.0	<5.0	<5.0	<5.0	DE	**334 J***	ns	DE
Dibenzo(a,h)anthracene	0.1	0.1	<10	<5	ns	<10	<10	<10	<10	<10	<10	<10	<10	<10	DE	<100	ns	DE
Naphthalene	20	20	<2	<5	ns	<10	<10	<10	<10	<10	<10	<10	<10	<10	DE	<100	ns	DE
Pentachlorophenol	1	1	<25	<5	ns	<20	<20	<20	<20	<20	<20	<20	<20	ns [2]	DE	<200	ns	DE
2-Methylnaphthalene	280	na	*	<5	ns	<10	<10	*	<10	<10	<10	<10	<10	*	DE	*	ns	DE
Additional SVOCs (µg/L)																		
Benzyl butyl phthalate	na	na	<10	<5	ns	<10	<10	<10	<10	<10	<10	<10	<10	<10	DE	<100	ns	DE
Di-n-butylphthalate	na	na	<10	<5	ns	<10	<10	<10	<10	<10	<10	<10	<10	<10	DE	<100	ns	DE
Di-n-octylphalate	na	na	<10	<5	ns	<10	<10	<10	<10	<10	<10	<10	<10	<10	DE	<100	ns	DE
Total SVOCs (µg/L)	na	na	ND	ND	ns	ND	**464**	ND	ND	ND	ND	ND	ND	ND	DE	**334**	ns	DE
Metals of Concern (mg/L)																		
Arsenic	0.01	0.01	ns	<0.200	ns	<0.0010	<0.0010	<0.0010	<0.0010	ns	ns	ns	ns	ns	DE	<0.0010	ns	DE
Manganese	0.84	0.3	ns	**0.350**	ns	**0.399**	**0.481**	**0.480**	**0.452**	**0.481**	**0.523**	**0.512**	**0.604**	**0.702**	DE	**2.47**	ns	DE
Additional Metals (mg/L)																		
Barium	2	na	ns	<0.030	ns	**0.0277**	**0.0431**	**0.0437**	**0.0314**	ns	ns	ns	ns	ns	DE	**0.0138**	ns	DE
Cadmium	0.005	na	ns	<0.030	ns	<0.0020	<0.0020	<0.0020	<0.0020	ns	ns	ns	ns	ns	DE	<0.0020	ns	DE
Chromium	0.1	na	ns	<0.030	ns	<0.0050	<0.0050	<0.0050	<0.0050	ns	ns	ns	ns	ns	DE	<0.0050	ns	DE
Lead	0.015	na	ns	<0.100	ns	<0.0010	<0.0010	<0.0010	<0.0010	ns	ns	ns	ns	ns	DE	<0.0010	ns	DE
Selenium	0.05	na	ns	<0.100	ns	<0.0050	<0.0050	<0.0050	<0.0050	ns	ns	ns	ns	ns	DE	<0.0050	ns	DE
Iron	na	na	ns	**7.20**	ns	**7.63**	**7.91**	**7.91**	**9.19**	ns	ns	ns	ns	ns	DE	**18.3**	ns	DE

TABLE B1
SUMMARY OF HISTORICAL DETECTED COMPOUNDS IN DECOMMISSIONED WELLS
Troy Mills Landfill Superfund Site
Troy, New Hampshire

Monitoring Well ID / Geological Unit of Well Screen / Sampling Event Date	NH AGQS	ROD ICL	TRY_MW-202S Overburden (Decommissioned)													
			Aug-04	Oct-05	Jun-06	Dec-06	May-07	Jun-08	Dec-08	Jun-09	Jun-09 DUP	Oct-09	Jun-11	Jun-13	Nov-14	Jun-15
VOCs of Concern (µg/L)																
Tetrachloroethene	5	5	ns	ns	ns	ns	ns	ns	ns	<2.0	ns	ns	ns	ns	ns	DE
Trichloroethene	5	5	ns	ns	ns	ns	ns	ns	ns	<2.0	ns	ns	ns	ns	ns	DE
cis-1,2-Dichloroethene	70	70	ns	ns	ns	ns	ns	ns	ns	<2.0	ns	ns	ns	ns	ns	DE
Vinyl Chloride	2	2	ns	ns	ns	ns	ns	ns	ns	<2.0	ns	ns	ns	ns	ns	DE
1,2,4-Trimethylbenzene	330	330	ns	ns	ns	ns	ns	ns	ns	<2.0	ns	ns	ns	ns	ns	DE
1,3,5-Trimethylbenzene	330	330	ns	ns	ns	ns	ns	ns	ns	<2.0	ns	ns	ns	ns	ns	DE
2-Butanone(MEK)	4,000	4,000	ns	ns	ns	ns	ns	ns	ns	<10	ns	ns	ns	ns	ns	DE
Benzene	5	5	ns	ns	ns	ns	ns	ns	ns	<2.0	ns	ns	ns	ns	ns	DE
Naphthalene	20	20	ns	ns	ns	ns	ns	ns	ns	<2.0	ns	ns	ns	ns	ns	DE
n-Butylbenzene	260	260	ns	ns	ns	ns	ns	ns	ns	<2.0	ns	ns	ns	ns	ns	DE
n-Propylbenzene	260	260	ns	ns	ns	ns	ns	ns	ns	<2.0	ns	ns	ns	ns	ns	DE
p-Isopropyltoluene (4-cymene)	260	260	ns	ns	ns	ns	ns	ns	ns	<2.0	ns	ns	ns	ns	ns	DE
Tetrahydrofuran(THF)	600	154	ns	ns	ns	ns	ns	ns	ns	<10	ns	ns	ns	ns	ns	DE
Toluene	1,000	1,000	ns	ns	ns	ns	ns	ns	ns	<2.0	ns	ns	ns	ns	ns	DE
Additional VOCs (µg/L)																
1,1,1-Trichloroethane	200	na	ns	ns	ns	ns	ns	ns	ns	<2.0	ns	ns	ns	ns	ns	DE
1,1-Dichloroethane	81	na	ns	ns	ns	ns	ns	ns	ns	<2.0	ns	ns	ns	ns	ns	DE
1,1-Dichloroethene	7	na	ns	ns	ns	ns	ns	ns	ns	<2.0	ns	ns	ns	ns	ns	DE
1,2,4-Trichlorobenzene	70	na	ns	ns	ns	ns	ns	ns	ns	<2.0	ns	ns	ns	ns	ns	DE
1,2-Dichloroethane	5	na	ns	ns	ns	ns	ns	ns	ns	<2.0	ns	ns	ns	ns	ns	DE
1,4-Dichlorobenzene	75	na	ns	ns	ns	ns	ns	ns	ns	<2.0	ns	ns	ns	ns	ns	DE
2-Chlorotoluene	100	na	ns	ns	ns	ns	ns	ns	ns	<2.0	ns	ns	ns	ns	ns	DE
4-Methyl-2-pentanone (MIBK)	2,000	na	ns	ns	ns	ns	ns	ns	ns	<10	ns	ns	ns	ns	ns	DE
Acetone	6,000	na	ns	ns	ns	ns	ns	ns	ns	<10	ns	ns	ns	ns	ns	DE
Carbon Disulfide	70	na	ns	ns	ns	ns	ns	ns	ns	*	ns	ns	ns	ns	ns	DE
Ethylbenzene	700	na	ns	ns	ns	ns	ns	ns	ns	<2.0	ns	ns	ns	ns	ns	DE
Isopropylbenzene (cumene)	800	na	ns	ns	ns	ns	ns	ns	ns	<2.0	ns	ns	ns	ns	ns	DE
Methylene Chloride (Dichloromethane)	5	na	ns	ns	ns	ns	ns	ns	ns	<2.0	ns	ns	ns	ns	ns	DE
sec-Butylbenzene	260	na	ns	ns	ns	ns	ns	ns	ns	<2.0	ns	ns	ns	ns	ns	DE
t-Butanol (TBA)	40	na	ns	ns	ns	ns	ns	ns	ns	<10	ns	ns	ns	ns	ns	DE
t-Butylbenzene	260	na	ns	ns	ns	ns	ns	ns	ns	<2.0	ns	ns	ns	ns	ns	DE
Trichlorofluoromethane	2,000	na	ns	ns	ns	ns	ns	ns	ns	<2.0	ns	ns	ns	ns	ns	DE
m/p-Xylene	10, 000 [1]	na	ns	ns	ns	ns	ns	ns	ns	<2.0	ns	ns	ns	ns	ns	DE
o-Xylene		na	ns	ns	ns	ns	ns	ns	ns	<2.0	ns	ns	ns	ns	ns	DE
Total VOCs (µg/L)	na	na	ns	ns	ns	ns	ns	ns	ns	ND	ns	ns	ns	ns	ns	DE
1,4-Dioxane (µg/L)																
1,4-Dioxane	3	3	ns	ns	ns	ns	ns	ns	ns	<2.0	<2.0	ns	ns	ns	ns	DE
SVOCs of Concern (µg/L)																
Benzo(a)pyrene	0.2	0.2	ns	ns	ns	ns	ns	ns	ns	<10	ns	ns	ns	ns	ns	DE
Benzo(b)fluoranthene	0.1	0.1	ns	ns	ns	ns	ns	ns	ns	<10	ns	ns	ns	ns	ns	DE
Bis[Di](2-ethylhexyl) phthalate	6	6	ns	ns	ns	ns	ns	ns	ns	<5.0	ns	ns	ns	ns	ns	DE
Dibenzo(a,h)anthracene	0.1	0.1	ns	ns	ns	ns	ns	ns	ns	<10	ns	ns	ns	ns	ns	DE
Naphthalene	20	20	ns	ns	ns	ns	ns	ns	ns	<10	ns	ns	ns	ns	ns	DE
Pentachlorophenol	1	1	ns	ns	ns	ns	ns	ns	ns	<20	ns	ns	ns	ns	ns	DE
2-Methylnaphthalene	280	na	ns	ns	ns	ns	ns	ns	ns	<10	ns	ns	ns	ns	ns	DE
Additional SVOCs (µg/L)																
Benzyl butyl phthalate	na	na	ns	ns	ns	ns	ns	ns	ns	<10	ns	ns	ns	ns	ns	DE
Di-n-butylphthalate	na	na	ns	ns	ns	ns	ns	ns	ns	<10	ns	ns	ns	ns	ns	DE
Di-n-octylphalate	na	na	ns	ns	ns	ns	ns	ns	ns	<10	ns	ns	ns	ns	ns	DE
Total SVOCs (µg/L)	na	na	ns	ns	ns	ns	ns	ns	ns	ND	ns	ns	ns	ns	ns	DE
Metals of Concern (mg/L)																
Arsenic	0.01	0.01	ns	ns	ns	ns	ns	ns	ns	<0.0010	<0.0010	ns	ns	ns	ns	DE
Manganese	0.84	0.3	ns	ns	ns	ns	ns	ns	ns	**0.128 J***	**0.091 J***	ns	ns	ns	ns	DE
Additional Metals (mg/L)																
Barium	2	na	ns	ns	ns	ns	ns	ns	ns	**0.3441**	**0.2792**	ns	ns	ns	ns	DE
Cadmium	0.005	na	ns	ns	ns	ns	ns	ns	ns	<0.0020	<0.0020	ns	ns	ns	ns	DE
Chromium	0.1	na	ns	ns	ns	ns	ns	ns	ns	<0.0050	<0.0050	ns	ns	ns	ns	DE
Lead	0.015	na	ns	ns	ns	ns	ns	ns	ns	**0.0018**	**0.0013**	ns	ns	ns	ns	DE
Selenium	0.05	na	ns	ns	ns	ns	ns	ns	ns	<0.0050	<0.0050	ns	ns	ns	ns	DE
Iron	na	na	ns	ns	ns	ns	ns	ns	ns	**7.66 J***	**5.25 J***	ns	ns	ns	ns	DE

TABLE B1
SUMMARY OF HISTORICAL DETECTED COMPOUNDS IN DECOMMISSIONED WELLS
Troy Mills Landfill Superfund Site
Troy, New Hampshire

Monitoring Well ID / Geological Unit of Well Screen / Sampling Event Date	NH AGQS	ROD ICL	TRY_MW-602S Overburden (Decommissioned)													
			Aug-04	Oct-05	Jun-06	Dec-06	Dec-06 DUP	May-07	Jun-08	Dec-08	Jun-09	Oct-09	Jun-11	Jun-13	Nov-14	Jun-15
VOCs of Concern (µg/L)																
Tetrachloroethene	5	5	ns	<1.0	ns	<0.4	<0.4	<2.0	<2.0	<2.0	<2.0	<2.0	<2.0	<2.0	ns	DE
Trichloroethene	5	5	ns	<1.0	ns	<2.0	<2.0	<2.0	<2.0	<2.0	<2.0	<2.0	<2.0	<2.0	ns	DE
cis-1,2-Dichloroethene	70	70	ns	<1.0	ns	<2.0	**2.1**	**3.6**	**11**	**9.0**	<2.0	**3.4**	<2.0	<2.0	ns	DE
Vinyl Chloride	2	2	ns	<1.0	ns	<2.0	<2.0	<2.0	<2.0	<2.0	<2.0	<2.0	<2.0	<2.0	ns	DE
1,2,4-Trimethylbenzene	330	330	ns	**71**	ns	**41**	**57**	**38**	<2.0	**626**	**81**	**297**	**4.5**	<2.0	ns	DE
1,3,5-Trimethylbenzene	330	330	ns	<1.0	ns	**38**	**49**	**16**	**112**	**243**	**15**	**87**	<2.0	<2.0	ns	DE
2-Butanone(MEK)	4,000	4,000	ns	<1.0	ns	<10	<10	<10	<10	<10	<10	<10	<10	<10	ns	DE
Benzene	5	5	ns	<1.0	ns	<0.3	<0.3	<2.0	**2.5**	<2.0	<2.0	<2.0	<2.0	<2.0	ns	DE
Naphthalene	20	20	ns	**9.2**	ns	<2.0	<2.0	**2.7**	<2.0	**52**	**5.2**	**25 J***	<2.0	<2.0	ns	DE
n-Butylbenzene	260	260	ns	**43**	ns	<2.0	**8.9**	**6.2**	<2.0	<2.0	**8.1**	<2.0	<2.0	<2.0	ns	DE
n-Propylbenzene	260	260	ns	**16**	ns	<2.0	<2.0	**4.2**	**20**	**86**	<2.0	**36**	<2.0	<2.0	ns	DE
p-Isopropyltoluene (4-cymene)	260	260	ns	**26**	ns	**7.8**	**8.6**	<2.0	<2.0	**32**	**2.4**	**14**	<2.0	<2.0	ns	DE
Tetrahydrofuran(THF)	600	154	ns	<1.0	ns	<10	<10	<10	<10	<10	<10	<10	<10	<10	ns	DE
Toluene	1,000	1,000	ns	<1.0	ns	<2.0	**25**	**72**	**1,040**	**998**	**53**	**313**	<2.0	<2.0	ns	DE
Additional VOCs (µg/L)																
1,1,1-Trichloroethane	200	na	ns	<1.0	ns	<2.0	<2.0	<2.0	<2.0	**4.7**	<2.0	<2.0	<2.0	<2.0	ns	DE
1,1-Dichloroethane	81	na	ns	<1.0	ns	<2.0	<2.0	<2.0	<2.0	<2.0	<2.0	<2.0	<2.0	<2.0	ns	DE
1,1-Dichloroethene	7	na	ns	<1.0	ns	<2.0	<2.0	<2.0	<2.0	<2.0	<2.0	<2.0	<2.0	<2.0	ns	DE
1,2,4-Trichlorobenzene	70	na	ns	<1.0	ns	<2.0	<2.0	<2.0	**358**	**2.1**	<2.0	<2.0	<2.0	<2.0	ns	DE
1,2-Dichloroethane	5	na	ns	<1.0	ns	<0.4	<0.4	<2.0	<2.0	<2.0	<2.0	<2.0	<2.0	<2.0	ns	DE
1,4-Dichlorobenzene	75	na	ns	<1.0	ns	<2.0	<2.0	<2.0	<2.0	<2.0	<2.0	<2.0	<2.0	<2.0	ns	DE
2-Chlorotoluene	100	na	ns	<1.0	ns	<2.0	<2.0	<2.0	<2.0	<2.0	<2.0	<2.0	<2.0	<2.0	ns	DE
4-Methyl-2-pentanone (MIBK)	2,000	na	ns	<1.0	ns	<10	<10	<10	<10	<10	<10	<10	<10	<10	ns	DE
Acetone	6,000	na	ns	**2.0**	ns	<10	<10	<10	<10	<10	<10	<10	<10	<10	ns	DE
Carbon Disulfide	70	na	ns	*	ns	*	*	*	*	*	*	*	*	*	ns	DE
Ethylbenzene	700	na	ns	**32**	ns	**5.4**	**8.3**	**16**	**111**	**184**	**21**	**84**	**4.6**	<2.0	ns	DE
Isopropylbenzene (cumene)	800	na	ns	**13**	ns	<2.0	<2.0	**3.8**	<2.0	**58**	**6.3**	**27**	<2.0	<2.0	ns	DE
Methylene Chloride (Dichloromethane)	5	na	ns	<1.0	ns	<2.0	<2.0	<2.0	<2.0	<2.0	<2.0	<2.0	<2.0	<2.0	ns	DE
sec-Butylbenzene	260	na	ns	**17**	ns	**2.2**	**2.4**	**2.9**	<2.0	**28**	**4**	**19**	<2.0	<2.0	ns	DE
t-Butanol (TBA)	40	na	ns	---	ns	<10	<10	<10	<10	<10	<10	<10	<10	<10	ns	DE
t-Butylbenzene	260	na	ns	**2.8**	ns	<2.0	<2.0	<2.0	<2.0	**4.9**	<2.0	**3.4**	<2.0	<2.0	ns	DE
Trichlorofluoromethane	2,000	na	ns	<1.0	ns	<2.0	<2.0	<2.0	<2.0	<2.0	<2.0	<2.0	<2.0	<2.0	ns	DE
m/p-Xylene	10, 000 [1]	na	ns	**88**	ns	**14**	**22**	**21**	**236**	**313**	**24**	**117**	<2.0	<2.0	ns	DE
o-Xylene		na	ns	**83**	ns	**11**	**16**	**27**	**202**	**209**	**22**	**80**	<2.0	<2.0	ns	DE
Total VOCs (µg/L)	na	na	ns	**403**	ns	**119**	**199**	**213**	**2,093**	**2,850**	**242**	**1,106**	**9**	ND	ns	DE
1,4-Dioxane (µg/L)																
1,4-Dioxane	3	3	ns	ns	ns	<2.0	<2.0	ns	<2.0	ns	ns	ns	ns	ns	ns	DE
SVOCs of Concern (µg/L)																
Benzo(a)pyrene	0.2	0.2	ns	<5	ns	<10	<10	<50	<10	<10	<10	<10	<10	<10	ns	DE
Benzo(b)fluoranthene	0.1	0.1	ns	<5	ns	<10	<10	<50	<10	<10	<10	<10	<10	<10	ns	DE
Bis[Di](2-ethylhexyl) phthalate	6	6	ns	<5	ns	<10	<10	**403**	**34**	**38**	<5.0	<5.0	<5.0	<5.0	ns	DE
Dibenzo(a,h)anthracene	0.1	0.1	ns	<5	ns	<10	<10	<50	<10	<10	<10	<10	<10	<10	ns	DE
Naphthalene	20	20	ns	<5	ns	<10	<10	<50	**11**	**35**	<10	**12**	<10	<10	ns	DE
Pentachlorophenol	1	1	ns	<5	ns	<20	<20	<100	<20	<20	<20	<20	<20	ns [2]	ns	DE
2-Methylnaphthalene	280	na	ns	<5	ns	<10	*	<50	<10	<10	<10	<10	*	*	ns	DE
Additional SVOCs (µg/L)																
Benzyl butyl phthalate	na	na	ns	<5	ns	<10	<10	<50	<10	<10	<10	<10	<10	<10	ns	DE
Di-n-butylphthalate	na	na	ns	<5	ns	<10	<10	<50	<10	<10	<10	<10	<10	<10	ns	DE
Di-n-octylphalate	na	na	ns	<5	ns	<10	<10	<50	<10	<10	<10	<10	<10	<10	ns	DE
Total SVOCs (µg/L)	na	na	ns	ND	ns	ND	ND	**403**	**45**	**73**	ND	**12**	ND	ND	ns	DE
Metals of Concern (mg/L)																
Arsenic	0.01	0.01	ns	<0.200	ns	**0.001**	**0.001**	<0.0010	0.0031	ns	ns	ns	ns	ns	ns	DE
Manganese	0.84	0.3	ns	**4.7**	ns	**3.93**	**4.05**	**2.910**	**9.42**	**10.3**	**2.18**	**7.79**	**0.337**	**0.076**	ns	DE
Additional Metals (mg/L)																
Barium	2	na	ns	**0.36**	ns	**0.0573**	**0.0565**	**0.0796**	**0.0272**	ns	ns	ns	ns	ns	ns	DE
Cadmium	0.005	na	ns	<0.030	ns	<0.0020	<0.0020	<0.0020	<0.0020	ns	ns	ns	ns	ns	ns	DE
Chromium	0.1	na	ns	<0.030	ns	<0.0050	<0.0050	<0.0050	<0.0050	ns	ns	ns	ns	ns	ns	DE
Lead	0.015	na	ns	<0.100	ns	<0.0010	<0.0010	0.0014	<0.0010	ns	ns	ns	ns	ns	ns	DE
Selenium	0.05	na	ns	<0.100	ns	<0.0050	<0.0050	<0.0050	<0.0050	ns	ns	ns	ns	ns	ns	DE
Iron	na	na	ns	**34**	ns	**24.1**	**26.4**	**22.70**	**105**	ns	ns	ns	ns	ns	ns	DE

TABLE B1
SUMMARY OF HISTORICAL DETECTED COMPOUNDS IN DECOMMISSIONED WELLS
Troy Mills Landfill Superfund Site
Troy, New Hampshire

TABLE KEY:
AGQS = Ambient Groundwater Quality Standards included in Env-Or 600 - Contaminated Site Management (Env-Or 603.3)
ROD ICL = Record of Decision, Interim Cleanup Levels
VOCs = Volatile Organic Compounds
SVOCs = Semi-Volatile Organic Compounds
µg/L = micrograms per liter
mg/L = milligrams per liter
na = no standard applies.
ns = not sampled.
< = analyte not detected above the laboratory reporting limit
J = estimated concentration qualified by the laboratory (NHDPHS or EPA) or by the Environmental Data Services (third party data validation), see laboratory report for explanation
E = Estimated concentration qualified by the laboratory due to the result exceeding the upper calibration level for the parameter
J* = estimated concentration qualified by GZA due to observed field conditions
B = analyte detected in method blank, its presence in the sample may be suspect.
B* = analyte detected in the equipment blank for the sampling equipment used at these wells, its presence in the sample may be suspect
B** = analyte detected in the 2014 equipment blank for the sampling equipment used at these wells, its presence in the sample may be suspect.
Z = estimated concentration qualified by GZA, based on the RPD being outside the acceptance criteria
Q = the concentration has been qualified by the laboratory, see laboratory report for explanation
DE = well decommissioned
"---" = available historical data is unclear as to whether the parameter was not sampled, or sampled but not detected.
"*" = historical data for analyte will be identified and entered as part of the next monitoring round.

GENERAL NOTES:
1. Refer to historical reports for the analytical test methods and sampling equipment used during each sampling round.
2. **Bold** indicates that the concentration was detected above the laboratory reporting detection limit. Shading indicates that the concentration exceeds the AGQS and/or ROD ICL.

SPECIFIC NOTES:
1. The individual xylene isomers (m/p-xylene and o-xylene) do not have separate AGQS values; the AGQS for xylene (mixed isomers) is 10,000 µg/L.
2. Groundwater samples submitted to the laboratory for SVOC analyses were not analyzed for the acid fraction compounds during 2013 due to an error on the chain of custody in the SAP.
3. Well TRY_MW-101 was sampled during fall 2014 prior to being decommissioned.
4. VOC, SVOC, and 1,4-dioxane data collected on June 15, 2011 at well TRY_MW-201P should be considered estimated because LNAPL was observed coating the pump and tubing when removed from the well.
5. Well TRY_MW-201P had LNAPL observed during the June 2013 groundwater level round; therefore, it was not sampled during the monitoring round.

TABLE B2
SUMMARY OF HISTORICAL DETECTED COMPOUNDS IN DECOMMISSIONED WELLS - MNA PARAMETERS
Troy Mills Landfill Superfund Site
Troy, New Hampshire

Monitoring Well ID / Geological Unit of Well Screen / Sampling Event Date	NH AGQS	ROD ICL	TRY_M-2 Overburden (Decommissioned)												
			Aug-04	Oct-05	Jun-06	Dec-06	May-07	Jun-08	Dec-08	Jun-09	Oct-09	Jun-11	Jun-13	Nov-14	Jun-15
MNA - Laboratory															
Methane (µg/L)	na	na	ns	ns	ns	**400**	**610**	**420**	**870**	**39**	**1,200**	**550**	ns	ns	DE
Ethane (µg/L)	na	na	ns	ns	ns	<10	<10	<0.025	**0.029**	< 0.025	0.014 J	<0.025	ns	ns	DE
Ethene (µg/L)	na	na	ns	ns	ns	<10	<10	**0.016**	**0.052**	**0.030**	**0.056**	**0.060**	ns	ns	DE
Alkalinity (mg/L)	na	na	ns	**140**	ns	**77.7**	ns	**92.9**	**107**	**53.0**	**62.0**	**49.6**	ns	ns	DE
Chloride (mg/L)	na	na	ns	**10**	ns	**3.0**	**3.0**	**4.7**	<3.0	<3.0	<3.0	<3.0	ns	ns	DE
Nitrite-Nitrogen (mg/L)	1	na	ns	<0.03	ns	<0.25	<0.05	<0.050	<0.050	ns	ns	<0.05	ns	ns	DE
Nitrate+Nitrite-Nitrogen (mg/L)	na	na	ns	ns	ns	<0.5	<0.05	<0.050	<0.050	ns	ns	<0.05 J	ns	ns	DE
Nitrate-Nitrogen (mg/L)	10	na	ns	<0.02	ns	<0.25	<0.05	<0.050	<0.050	ns	ns	<0.05 J	ns	ns	DE
Sulfate, as SO4 (mg/L)	500	na	ns	ns	ns	**7.8**	**10**	**15**	**9.2**	**7.0**	**9.1**	**8.2**	ns	ns	DE
Total Organic Carbon (mg/L)	na	na	ns	**6.8**	ns	**7.1**	**13**	**9.5**	**6.5**	**5.9**	**8.3**	**2.5**	ns	ns	DE
Carbon Dioxide (mg/L)	na	na	ns	ns	ns	**120**	ns	**100**	**130**	**300**	**120**	**77**	ns	ns	DE
Volatile Fatty Acids (mg/L)															
Acetic acid	na	na	ns	<1	ns	<1	ns	<1.0	<1.0	ns	**1.2 J**	ns	ns	ns	DE
Butyric acid	na	na	ns	<1	ns	<1	ns	<1.0	<1.0	ns	**0.5 J**	ns	ns	ns	DE
Lactic acid and HIBA	na	na	ns	<25	ns	<25	ns	<25.0	<25.0	ns	<25.0 UJ	ns	ns	ns	DE
Pentanoic acid	na	na	ns	ns	ns	ns	ns	ns	ns	ns	ns	ns	ns	ns	DE
Propionic acid	na	na	ns	<1	ns	<1	ns	<1.0	<1.0	ns	**1 J**	ns	ns	ns	DE
Pyruvic acid	na	na	ns	<10	ns	<10	ns	<10.0	<10.0	ns	**1.8 J**	ns	ns	ns	DE
MNA - Field Screening															
pH (SU)	na	na	ns	**6.38**	ns	**6.35**	**5.17**	**6.15**	**6.3**	**6.1**	**6.4**	**6.5**	**6.1**	ns	DE
ORP (mV)	na	na	ns	**293.3**	ns	**-50.8**	**12.2**	**-73.9**	**-31**	**9 J***	**-50**	**-30**	**-23**	ns	DE
Specific Conductance (µS/cm)	na	na	ns	**271**	ns	**210**	**240**	**246**	**242**	**175**	**199**	**150**	**220**	ns	DE
Dissolved Oxygen (mg/L)	na	na	ns	**0.2**	ns	**0.3**	**2.2**	**0.22**	**0.21**	**0.2**	**0.7**	<0.5	**0.7**	ns	DE
Turbidity (ntu)	na	na	ns	**1.4**	ns	**1.9**	**>1,100**	**2.5**	<1	**3**	<1	<5	<5	ns	DE
Temperature (°C)	na	na	ns	---	ns	---	---	**13**	**9**	**9**	**11**	**11**	**10**	ns	DE
Ferrous Iron (mg/L)	na	na	ns	ns	ns	ns	ns	ns	**1.46**	**2.6**	**1.60**	ns	ns	ns	DE
Nitrate (mg/L)	na	na	ns	ns	ns	ns	ns	ns	ns	0.0	**0.4**	ns	2	ns	DE

TABLE B2
SUMMARY OF HISTORICAL DETECTED COMPOUNDS IN DECOMMISSIONED WELLS - MNA PARAMETERS
Troy Mills Landfill Superfund Site
Troy, New Hampshire

Monitoring Well ID / Geological Unit of Well Screen / Sampling Event Date	NH AGQS	ROD ICL	TRY_MW-101 Predominantly Overburden (Decommissioned)												
			Aug-04	Oct-05	Jun-06	Dec-06	May-07	Jun-08	Dec-08	Jun-09	Oct-09	Jun-11	Jun-13	Nov-14 [1]	Jun-15
MNA - Laboratory															
Methane (µg/L)	na	na	ns	ns	ns	**3,000**	**2,300**	**1,100**	**2,200**	**1,500**	**3,600**	**940**	ns	ns	DE
Ethane (µg/L)	na	na	ns	ns	ns	<50	<20	**0.015**	**0.016**	**0.021 J**	**0.036**	**0.019 J**	ns	ns	DE
Ethene (µg/L)	na	na	ns	ns	ns	<50	<20	**0.062**	**0.072**	**0.110**	**0.095**	**0.080**	ns	ns	DE
Alkalinity (mg/L)	na	na	ns	**270**	ns	**228**	ns	**233**	**298**	**196**	**232**	**196**	ns	ns	DE
Chloride (mg/L)	na	na	ns	**3.2**	ns	**19**	**16**	**16**	**9.5**	**5.4**	**4.5**	**3.5**	ns	ns	DE
Nitrite-Nitrogen (mg/L)	1	na	ns	<0.3	ns	**0.06**	**0.07**	**0.067**	**0.077**	ns	ns	**0.068**	ns	ns	DE
Nitrate+Nitrite-Nitrogen (mg/L)	na	na	ns	ns	ns	<1	<0.050	<0.050	ns	ns	ns	<0.050 J	ns	ns	DE
Nitrate-Nitrogen (mg/L)	10	na	ns	**0.32**	ns	<0.5	<0.050	<0.050	ns	ns	ns	<0.050 J	ns	ns	DE
Sulfate, as SO4 (mg/L)	500	na	ns	ns	ns	**1.3**	**2.0**	**9.3**	**6.3**	**16**	**3.8**	**4.4**	ns	ns	DE
Total Organic Carbon (mg/L)	na	na	ns	**22**	ns	**44**	**38**	**29**	**54**	**31**	**43**	**21**	ns	ns	DE
Carbon Dioxide (mg/L)	na	na	ns	ns	ns	**340**	ns	**320**	**380**	**330**	**340**	**300**	ns	ns	DE
Volatile Fatty Acids (mg/L)															
Acetic acid	na	na	ns	<1	ns	<1	ns	<1.0	<1.0	ns	<1.0 UJ	ns	ns	ns	DE
Butyric acid	na	na	ns	<1	ns	<1	ns	<1.0	<1.0	ns	<1.0 UJ	ns	ns	ns	DE
Lactic acid and HIBA	na	na	ns	<25	ns	<25	ns	<25.0	<25.0	ns	<25.0 UJ	ns	ns	ns	DE
Pentanoic acid	na	na	ns	ns	ns	ns	ns	ns	ns	ns	ns	ns	ns	ns	DE
Propionic acid	na	na	ns	<1	ns	<1	ns	<1.0	<1.0	ns	<1.0 UJ	ns	ns	ns	DE
Pyruvic acid	na	na	ns	<10	ns	<10	ns	<10.0	<10.0	ns	<10.0 UJ	ns	ns	ns	DE
MNA - Field Screening															
pH (SU)	na	na	ns	**6.48**	ns	**6.39**	**6.91**	**6.21**	**6.1**	**6.3**	**6.6**	**6.2**	**6.3**	**6.4**	DE
ORP (mV)	na	na	ns	**300**	ns	**-46**	**-106.2**	**-58.6**	**-56**	**-64**	**-76**	**2**	**-65**	**-34**	DE
Specific Conductance (µS/cm)	na	na	ns	**645**	ns	**509**	**720**	**720**	**780**	**675**	**671**	**597**	**456**	**574**	DE
Dissolved Oxygen (mg/L)	na	na	ns	**0.5**	ns	**3.2**	**0.2**	**0.47**	**0.6**	**0.9**	**1.4**	**2.4**	<0.5	**0.6**	DE
Turbidity (ntu)	na	na	ns	**16.6**	ns	**5.9**	**51.9**	**6.18**	<1	**5**	**1**	<5	<5	<5	DE
Temperature (°C)	na	na	ns	---	ns	---	---	**13**	**6**	**12**	**11**	**12**	**12**	**10**	DE
Ferrous Iron (mg/L)	na	na	ns	ns	ns	ns	ns	ns	**1.01**	**2.74**	**1.68**	ns	ns	ns	DE
Nitrate (mg/L)	na	na	ns	ns	ns	ns	ns	ns	ns	**0.1**	**0.4 J***	ns	ns	ns	DE

TABLE B2
SUMMARY OF HISTORICAL DETECTED COMPOUNDS IN DECOMMISSIONED WELLS - MNA PARAMETERS
Troy Mills Landfill Superfund Site
Troy, New Hampshire

Monitoring Well ID / Geological Unit of Well Screen / Sampling Event Date	NH AGQS	ROD ICL	TRY_MW-201M Overburden (Decommissioned)													TRY_MW-201P Overburden (Decommissioned)		
			Aug-04	Oct-05	Jun-06	Dec-06	May-07	May-07 DUP	Jun-08	Dec-08	Jun-09	Oct-09	Jun-11	Jun-13	Nov-14	Jun-11	Jun-13 [2]	Nov-14
MNA - Laboratory																		
Methane (µg/L)	na	na	ns	ns	ns	**160**	**160**	**140**	**310**	**550**	**510**	**610**	**850**	ns	DE	**2,200**	ns	DE
Ethane (µg/L)	na	na	ns	ns	ns	<10	<10	<10	**0.019**	**0.029**	**0.025 J**	**0.026**	**0.025 J**	ns	DE	**0.043**	ns	DE
Ethene (µg/L)	na	na	ns	ns	ns	<10	<10	<10	**0.094**	**0.130**	**0.140**	**0.170**	**0.160**	ns	DE	**0.160**	ns	DE
Alkalinity (mg/L)	na	na	ns	**130**	ns	**136**	ns	ns	**140**	**143**	**156**	**160**	**177**	ns	DE	**116**	ns	DE
Chloride (mg/L)	na	na	ns	**0.83**	ns	<3.0	**3**	**3**	<3.0	<3.0	<3.0	<3.0	**3.5**	ns	DE	**3.4**	ns	DE
Nitrite-Nitrogen (mg/L)	1	na	ns	<0.03	ns	<0.50	<0.050	<0.050	<0.050	<0.050	ns	ns	<0.05	ns	DE	<0.050	ns	DE
Nitrate+Nitrite-Nitrogen (mg/L)	na	na	ns	ns	ns	<0.10	<0.050	<0.050	<0.050	<0.050	ns	ns	<0.05	ns	DE	<0.050 J	ns	DE
Nitrate-Nitrogen (mg/L)	10	na	ns	<0.050	ns	<0.50	<0.050	<0.050	<0.050	<0.050	ns	ns	<0.05	ns	DE	<0.050 J	ns	DE
Sulfate, as SO4 (mg/L)	500	na	ns	ns	ns	**7.0**	**7.0**	**8.0**	**6.4**	**7.2**	**6.7**	**6.2**	**6.3**	ns	DE	**5.9**	ns	DE
Total Organic Carbon (mg/L)	na	na	ns	**0.9**	ns	**5.0**	**6.8**	**6.2**	**3.7**	**5.5**	**4.6**	**8.8**	**1.4**	ns	DE	**3.9**	ns	DE
Carbon Dioxide (mg/L)	na	na	ns	ns	ns	**35**	ns	ns	**31**	**43**	**46**	**57**	**53**	ns	DE	**110**	ns	DE
Volatile Fatty Acids (mg/L)																		
Acetic acid	na	na	ns	ns	ns	<1	ns	ns	<1.0	<1.0	ns	<1.0 UJ	ns	ns	DE	ns	ns	DE
Butyric acid	na	na	ns	<1	ns	<1	ns	ns	<1.0	<1.0	ns	<1.0 UJ	ns	ns	DE	ns	ns	DE
Lactic acid and HIBA	na	na	ns	<25	ns	<25	ns	ns	<25.0	<25.0	ns	**2.5 J**	ns	ns	DE	ns	ns	DE
Pentanoic acid	na	na	ns	ns	ns	ns	ns	ns	ns	ns	ns	ns	ns	ns	DE	ns	ns	DE
Propionic acid	na	na	ns	<1	ns	<1	ns	ns	<1.0	<1.0	ns	<1.0 UJ	ns	ns	DE	ns	ns	DE
Pyruvic acid	na	na	ns	<10	ns	<10	ns	ns	<10.0	<10.0	ns	<10.0 UJ	ns	ns	DE	ns	ns	DE
MNA - Field Screening																		
pH (SU)	na	na	ns	**6.93**	ns	**6.98**	**6.82**	ns	**6.69**	**6.9**	**6.9**	**7.0**	**6.8**	**6.7**	DE	**6.2**	ns	DE
ORP (mV)	na	na	ns	**107.1**	ns	**-110.9**	**-96**	ns	**-92.4**	**-106**	**-89**	**-81**	**-86**	**-89**	DE	**2**	ns	DE
Specific Conductance (µS/cm)	na	na	ns	**502**	ns	**204**	**198**	ns	**291**	**316**	**333**	**349**	**361**	**435**	DE	**269**	ns	DE
Dissolved Oxygen (mg/L)	na	na	ns	**0.2**	ns	**0.3**	**3.5**	ns	**0.43**	**0.3**	**0.8**	**0.3**	<0.5	**0.6**	DE	**1.5**	ns	DE
Turbidity (ntu)	na	na	ns	**0.2**	ns	**0.9**	**>1100**	ns	**6.47**	**19**	**6**	**2**	**6**	<5	DE	**<5**	ns	DE
Temperature (°C)	na	na	ns	---	ns	---	---	ns	**14**	**9**	**11**	**10**	**10**	**11**	DE	**11**	ns	DE
Ferrous Iron (mg/L)	na	na	ns	ns	ns	ns	ns	ns	ns	**3.42**	**1.10**	**0.44**	ns	ns	DE	ns	ns	DE
Nitrate (mg/L)	na	na	ns	ns	ns	ns	ns	ns	ns	ns	**0.2**	**2.3 J***	ns	ns	DE	ns	ns	DE

TABLE B2
SUMMARY OF HISTORICAL DETECTED COMPOUNDS IN DECOMMISSIONED WELLS - MNA PARAMETERS
Troy Mills Landfill Superfund Site
Troy, New Hampshire

Monitoring Well ID / Geological Unit of Well Screen / Sampling Event Date	NH AGQS	ROD ICL	TRY_MW-202S Overburden (Decommissioned)													
			Aug-04	Oct-05	Jun-06	Dec-06	May-07	Jun-08	Dec-08	Jun-09	Jun-09 DUP	Oct-09	Jun-11	Jun-13	Nov-14	Jun-15
MNA - Laboratory																
Methane (µg/L)	na	na	ns	ns	ns	ns	ns	ns	ns	**2.2**	ns	ns	ns	ns	ns	DE
Ethane (µg/L)	na	na	ns	ns	ns	ns	ns	ns	ns	**0.130**	ns	ns	ns	ns	ns	DE
Ethene (µg/L)	na	na	ns	ns	ns	ns	ns	ns	ns	**0.076**	ns	ns	ns	ns	ns	DE
Alkalinity (mg/L)	na	na	ns	ns	ns	ns	ns	ns	ns	**129**	ns	ns	ns	ns	ns	DE
Chloride (mg/L)	na	na	ns	ns	ns	ns	ns	ns	ns	<3.0	ns	ns	ns	ns	ns	DE
Nitrite-Nitrogen (mg/L)	1	na	ns	ns	ns	ns	ns	ns	ns	ns	ns	ns	ns	ns	ns	DE
Nitrate+Nitrite-Nitrogen (mg/L)	na	na	ns	ns	ns	ns	ns	ns	ns	ns	ns	ns	ns	ns	ns	DE
Nitrate-Nitrogen (mg/L)	10	na	ns	ns	ns	ns	ns	ns	ns	ns	ns	ns	ns	ns	ns	DE
Sulfate, as SO4 (mg/L)	500	na	ns	ns	ns	ns	ns	ns	ns	**14**	ns	ns	ns	ns	ns	DE
Total Organic Carbon (mg/L)	na	na	ns	ns	ns	ns	ns	ns	ns	**3.0**	ns	ns	ns	ns	ns	DE
Carbon Dioxide (mg/L)	na	na	ns	ns	ns	ns	ns	ns	ns	**49**	ns	ns	ns	ns	ns	DE
Volatile Fatty Acids (mg/L)																
Acetic acid	na	na	ns	ns	ns	ns	ns	ns	ns	ns	ns	ns	ns	ns	ns	DE
Butyric acid	na	na	ns	ns	ns	ns	ns	ns	ns	ns	ns	ns	ns	ns	ns	DE
Lactic acid and HIBA	na	na	ns	ns	ns	ns	ns	ns	ns	ns	ns	ns	ns	ns	ns	DE
Pentanoic acid	na	na	ns	ns	ns	ns	ns	ns	ns	ns	ns	ns	ns	ns	ns	DE
Propionic acid	na	na	ns	ns	ns	ns	ns	ns	ns	ns	ns	ns	ns	ns	ns	DE
Pyruvic acid	na	na	ns	ns	ns	ns	ns	ns	ns	ns	ns	ns	ns	ns	ns	DE
MNA - Field Screening																
pH (SU)	na	na	ns	ns	ns	ns	ns	ns	ns	ns	ns	ns	ns	ns	ns	DE
ORP (mV)	na	na	ns	ns	ns	ns	ns	ns	ns	ns	ns	ns	ns	ns	ns	DE
Specific Conductance (µS/cm)	na	na	ns	ns	ns	ns	ns	ns	ns	ns	ns	ns	ns	ns	ns	DE
Dissolved Oxygen (mg/L)	na	na	ns	ns	ns	ns	ns	ns	ns	ns	ns	ns	ns	ns	ns	DE
Turbidity (ntu)	na	na	ns	ns	ns	ns	ns	ns	ns	ns	ns	ns	ns	ns	ns	DE
Temperature (°C)	na	na	ns	ns	ns	ns	ns	ns	ns	ns	ns	ns	ns	ns	ns	DE
Ferrous Iron (mg/L)	na	na	ns	ns	ns	ns	ns	ns	ns	**0.05**	ns	ns	ns	ns	ns	DE
Nitrate (mg/L)	na	na	ns	ns	ns	ns	ns	ns	ns	**0.8**	ns	ns	ns	ns	ns	DE

TABLE B2
SUMMARY OF HISTORICAL DETECTED COMPOUNDS IN DECOMMISSIONED WELLS - MNA PARAMETERS
Troy Mills Landfill Superfund Site
Troy, New Hampshire

Monitoring Well ID / Geological Unit of Well Screen / Sampling Event Date	NH AGQS	ROD ICL	TRY_MW-601S Overburden (Decommissioned)													
			Aug-04	Oct-05	Jun-06	Dec-06	May-07	Jun-08	Dec-08	Jun-09	Jun-09 DUP	Oct-09	Jun-11	Jun-13	Nov-14	Jun-15
MNA - Laboratory																
Methane (µg/L)	na	na	ns	ns	ns	**800**	**380**	**1,200**	**1,400**	**1,700**	ns	**1,700**	**1,200**	ns	ns	DE
Ethane (µg/L)	na	na	ns	ns	ns	<10	<10	**0.070**	**0.065**	**0.054**	ns	**0.045**	**0.009 J**	ns	ns	DE
Ethene (µg/L)	na	na	ns	ns	ns	<10	<10	**0.074**	**0.069**	**0.042**	ns	**0.046**	**0.021 J**	ns	ns	DE
Alkalinity (mg/L)	na	na	ns	ns	ns	**52.6**	ns	**105**	**78.0**	**75.4**	ns	**59.2**	**77.1**	ns	ns	DE
Chloride (mg/L)	na	na	ns	**1.1**	ns	**34**	**23**	**8.8**	**5.2**	<3.0	ns	<3.0	<3.0	ns	ns	DE
Nitrite-Nitrogen (mg/L)	1	na	ns	<0.03	ns	<0.050	<0.05	<0.050	<0.050	ns	ns	ns	<0.050	ns	ns	DE
Nitrate+Nitrite-Nitrogen (mg/L)	na	na	ns	ns	ns	**3.7**	**6.2**	<0.050	**0.36**	ns	ns	ns	<0.050	ns	ns	DE
Nitrate-Nitrogen (mg/L)	10	na	ns	<0.02	ns	**3.7**	**6.2**	<0.050	**0.35**	ns	ns	ns	<0.050	ns	ns	DE
Sulfate, as SO4 (mg/L)	500	na	ns	ns	ns	**5**	**8**	**29**	**64**	**71**	ns	**75**	**43**	ns	ns	DE
Total Organic Carbon (mg/L)	na	na	ns	**3.2**	ns	**10**	**16**	**11**	**19**	**12**	ns	<0.50	**4**	ns	ns	DE
Carbon Dioxide (mg/L)	na	na	ns	ns	ns	**320**	ns	**300**	**320**	**250**	ns	**260**	**230**	ns	ns	DE
Volatile Fatty Acids (mg/L)																
Acetic acid	na	na	ns	<1	ns	<1	ns	<1.0	<1.0	ns	ns	<1.0 UJ	ns	ns	ns	DE
Butyric acid	na	na	ns	<1	ns	<1	ns	<1.0	<1.0	ns	ns	<1.0 UJ	ns	ns	ns	DE
Lactic acid and HIBA	na	na	ns	<25	ns	<25	ns	<25.0	<25.0	ns	ns	<25.0 UJ	ns	ns	ns	DE
Pentanoic acid	na	na	ns	ns	ns	ns	ns	ns	ns	ns	ns	ns	ns	ns	ns	DE
Propionic acid	na	na	ns	<1	ns	<1	ns	<1.0	<1.0	ns	ns	**0.6 J**	ns	ns	ns	DE
Pyruvic acid	na	na	ns	<10	ns	<10	ns	<10.0	<10.0	ns	ns	<10.0 UJ	ns	ns	ns	DE
MNA - Field Screening																
pH (SU)	na	na	ns	**5.61**	ns	**5.5**	**5.4**	**5.60**	ns	**5.8**	ns	**6.0**	**5.6**	**5.6**	**5.5**	DE
ORP (mV)	na	na	ns	**336**	ns	**208.8**	**228**	**321.6**	ns	**203**	ns	**108**	**203**	**208**	**116**	DE
Specific Conductance (µS/cm)	na	na	ns	**224**	ns	**190**	**259**	**255**	ns	**283**	ns	**279**	**224**	**199**	**163**	DE
Dissolved Oxygen (mg/L)	na	na	ns	**0.2**	ns	**0.5**	**5.2**	**2.72**	ns	**0.9**	ns	**0.3**	<0.5	<0.5	<0.5	DE
Turbidity (ntu)	na	na	ns	**0.2**	ns	**0.3**	**271.0**	**16.9**	ns	**1**	ns	<1	<5	<5	<5	DE
Temperature (°C)	na	na	ns	---	ns	---	---	**14**	ns	**10**	ns	**10**	**12**	**10**	**10**	DE
Ferrous Iron (mg/L)	na	na	ns	ns	ns	ns	ns	ns	**0.12**	**0.11**	ns	**0.07**	ns	ns	ns	DE
Nitrate (mg/L)	na	na	ns	ns	ns	ns	ns	ns	ns	**0.3**	**0.4**	**0.1 J***	ns	ns	ns	DE

TABLE B2
SUMMARY OF HISTORICAL DETECTED COMPOUNDS IN DECOMMISSIONED WELLS - MNA PARAMETERS
Troy Mills Landfill Superfund Site
Troy, New Hampshire

TABLE KEY:
AGQS = Ambient Groundwater Quality Standards included in Env-Or 600 - Contaminated Site Management (Env-Or 603.3)
ROD ICL = Record of Decision, Interim Cleanup Levels
MNA = Monitored Natural Attenuation
na = no standard applies.
ns = not sampled.
ns/ir = insufficient recharge well, field parameters were not collected
< = analyte not detected above the laboratory or field reporting limit
ORP = Oxidation Reduction Potential
µg/L = micrograms per Liter
mg/L = milligrams per Liter
SU = Standard Units
mV = milliVolts
µS/cm = micro Siemens per centimeter
ntu = Nephelometric Turbidity Units
^{o}C = degrees Celsius
J = estimated concentration qualified by the laboratory (NHDPHS, EPA, or Microseeps) or by the Environmental Data Services (third party data validation), see laboratory report for explanation
J* = estimated field measurement qualified by GZA due to end of day calibration check issues or failure of parameter to stabilize, or estimated concentration qualified by GZA due to observed field conditions
UJ = the compound was analyzed for, but not detected, the associated numerical value is the estimated sample quantitation limit. UJ is used for data qualified by Environmental Data Services.
DE = well decommissioned

GENERAL NOTES:
1. Refer to historical reports for the sampling equipment used during each sampling round.
2. **Bold** indicates that the concentration was detected above the laboratory reporting detection limit. Shading indicates that the concentration exceeds the AGQS.
3. The low-flow field screening parameter readings reported represent the last round of readings prior to sample collection.

SPECIFIC NOTES:
1. Well TRY_MW-101 was sampled during fall 2014 prior to being decommissioned.
2. Well TRY_MW-201P had LNAPL observed during the June 2013 groundwater level round; therefore, it was not sampled during the monitoring round.

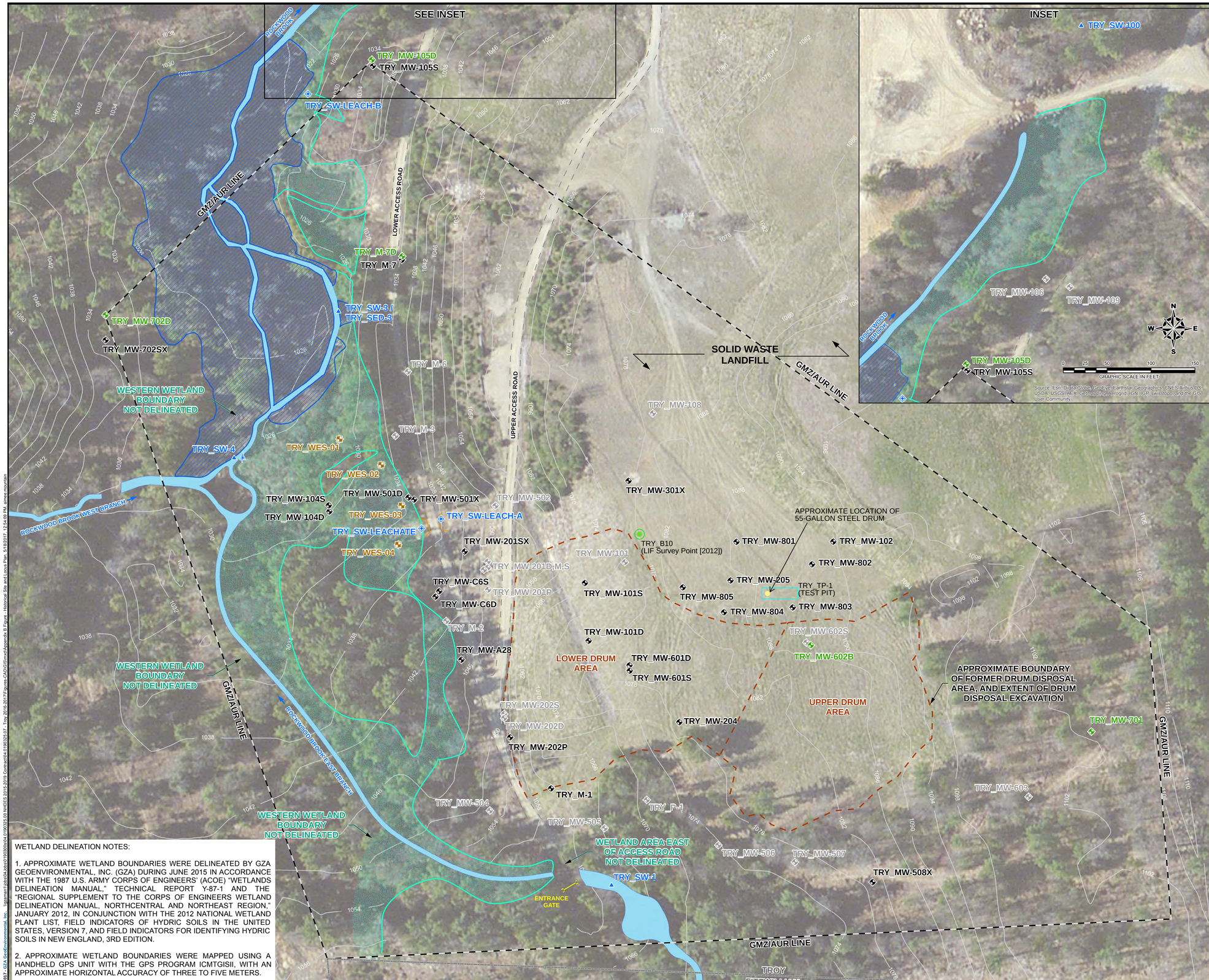

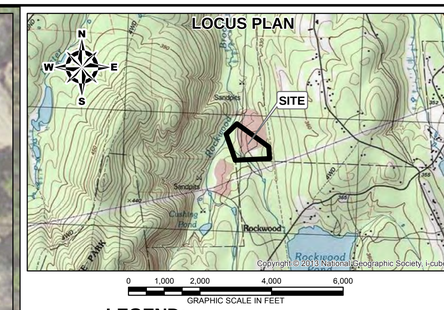

LEGEND:

- MW-701 — BEDROCK MONITORING WELL
- MW-601 — OVERBURDEN MONITORING WELL
- WES-01 — WETLAND SOIL SAMPLE LOCATION
- SW-1 — SURFACE WATER AND/OR SEDIMENT SAMPLE LOCATION
- SW-LEACH-A — LEACHATE SAMPLE LOCATION
- PERMANENTLY INSTALLED STAFF GAUGE
- MW-507 — DECOMMISSIONED WELL AS OF 2015
- STREAM FLOW DIRECTION
- CONTOURS
- APPROXIMATE LOCATION OF FORMER DRUM DISPOSAL AREA
- APPROXIMATE WETLAND BOUNDARY
- CULVERT
- ENTRANCE GATE
- GMZ/AUR
- GRAVEL ACCESS ROAD
- TOWN LINE
- APPROXIMATE EXTENT OF PONDING
- APPROXIMATE WETLAND AREA
- SURFACE WATER

NOTES:

1. BASE PLAN IS FROM NHDES GPS DATA POINTS TAKEN ON SEPTEMBER 29, 2011.

2. THE GROUNDWATER MANAGEMENT ZONE (GMZ)/ACTIVITY AND USE RESTRICTION (AUR) LINE IS FROM "GROUNDWATER MANAGEMENT ZONE & ACTIVITY AND USE RESTRICTION PLAN, TROY MILLS LANDFILL, TROY, NEW HAMPSHIRE", PREPARED BY TF MORAN, INC., DATED DECEMBER 18, 2006, REVISED JANUARY 17, 2007 AND MARCH 19, 2007.

3. A SURVEY OF THE SITE WELLS WAS CONDUCTED DURING FEBRUARY 2005 BY CONKLIN & SOROKA OF CHESHIRE, CONNECTICUT. THE BENCHMARK POINT USED FOR THIS SURVEY WAS MONITORING WELL TRY_M-3; ITS ELEVATION WAS ESTABLISHED AS 1037.65 (PVC) ACCORDING TO THE PLAN TITLED "TOPOGRAPHIC SURVEY DEPICTING MONITORING WELL LOCATIONS, LAND OF TROY MILLS LANDFILL." THE HORIZONTAL DATUM USED TO IDENTIFY SITE MONITORING WELLS IS NAD 83/96 PER NHDOT BASE STATION, FOLLOWING THE NEW HAMPSHIRE STATE PLANE PROJECTION, IN UNITS OF U.S. SURVEY FEET.

GRAPHIC SCALE IN FEET

WETLAND DELINEATION NOTES:

1. APPROXIMATE WETLAND BOUNDARIES WERE DELINEATED BY GZA GEOENVIRONMENTAL, INC. (GZA) DURING JUNE 2015 IN ACCORDANCE WITH THE 1987 U.S. ARMY CORPS OF ENGINEERS' (ACOE) "WETLANDS DELINEATION MANUAL," TECHNICAL REPORT Y-87-1 AND THE "REGIONAL SUPPLEMENT TO THE CORPS OF ENGINEERS WETLAND DELINEATION MANUAL, NORTHCENTRAL AND NORTHEAST REGION," JANUARY 2012, IN CONJUNCTION WITH THE 2012 NATIONAL WETLAND PLANT LIST, FIELD INDICATORS OF HYDRIC SOILS IN THE UNITED STATES, VERSION 7, AND FIELD INDICATORS FOR IDENTIFYING HYDRIC SOILS IN NEW ENGLAND, 3RD EDITION.

2. APPROXIMATE WETLAND BOUNDARIES WERE MAPPED USING A HANDHELD GPS UNIT WITH THE GPS PROGRAM ICMTGISII, WITH AN APPROXIMATE HORIZONTAL ACCURACY OF THREE TO FIVE METERS.

UNLESS SPECIFICALLY STATED BY WRITTEN AGREEMENT, THIS DRAWING IS THE SOLE PROPERTY OF GZA GEOENVIRONMENTAL, INC. (GZA). THE INFORMATION SHOWN ON THE DRAWING IS SOLELY FOR THE USE BY GZA'S CLIENT OR THE CLIENT'S DESIGNATED REPRESENTATIVE FOR THE SPECIFIC PROJECT AND LOCATION IDENTIFIED ON THE DRAWING. THE DRAWING SHALL NOT BE TRANSFERRED, REUSED, COPIED, OR ALTERED IN ANY MANNER FOR USE AT ANY OTHER LOCATION OR FOR ANY OTHER PURPOSE WITHOUT THE PRIOR WRITTEN CONSENT OF GZA. ANY TRANSFER, REUSE, OR MODIFICATION TO THE DRAWING BY THE CLIENT OR OTHERS, WITHOUT THE PRIOR WRITTEN EXPRESS CONSENT OF GZA, WILL BE AT THE USER'S SOLE RISK AND WITHOUT ANY RISK OR LIABILITY TO GZA.

TROY MILLS LANDFILL
SUPERFUND SITE
TROY, NEW HAMPSHIRE

HISTORICAL SITE EXPLORATION PLAN

PREPARED BY: GZA GeoEnvironmental, Inc. Engineers and Scientists www.gza.com		PREPARED FOR: NHDES/EPA	
PROJ MGR: ATD	REVIEWED BY: SRL	CHECKED BY: MAM	FIGURE
DESIGNED BY: TPJ	DRAWN BY: ADM	SCALE: 1 in = 50 ft.	B-1
DATE: JUNE 2020	PROJECT NO. 04.0190987.35	REVISION NO.	

© 2017 - GZA GeoEnvironmental, Inc. - jgrasmann\disks\Absolute\05300\04.0190325.00 NHDES 2015-2018 Contract\04.0190325.07 - Troy 2016-2017\Figures CAD\GIS\mxd\Appendix B Figure - Historical Site and Locus Plan_6\18\2017 - 12:54:09 PM, james.mountain

NOTES:

1. BASE PLAN IS FROM FIGURE SATELLITE AND NHDES GPS DATA POINTS OBTAINED ON SEPTEMBER 29, 2011.
2. THE LOCATION OF THE SITE FEATURES WERE APPROXIMATELY DETERMINED BY LINE OF SIGHT FROM EXISTING TOPOGRAPHIC FEATURES. THESE DATA SHOULD BE CONSIDERED ACCURATE ONLY TO THE DEGREE IMPLIED BY THE METHOD USED.
3. TRENCHES A, B, AND C WERE DECOMMISSIONED DURING DECEMBER 2013 IN ACCORDANCE WITH THE NOVEMBER 2013 NHDES- AND EPA- APPROVED REMEDIAL WORK PLAN.

LEGEND:

- LIMITS OF WORK
- APPROXIMATE LOCATION OF THE TEMPORARY DEWATERING IMPOUNDMENT
- TRENCHES REMOVED DURING DECEMBER 2013
- ADDITIONAL 16-FEET OF TRENCH REMOVED
- MW — GROUNDWATER MONITORING WELLS DECOMMISSIONED ON DECEMBER 10, 2013
- EXISTING CULVERT
- FORMER DRUM DISPOSAL AREA

NO.	ISSUE/DESCRIPTION	BY	DATE

TROY MILLS LANDFILL
SUPERFUND SITE

TROY, NEW HAMPSHIRE

TRENCH DECOMMISSIONING PLAN

PREPARED BY:
GZA GeoEnvironmental, Inc.
Engineers and Scientists
380 HARVEY ROAD
MANCHESTER, NEW HAMPSHIRE 03103
(603) 623-3600

PREPARED FOR: NHDES/EPA

PROJ MGR: ATD	REVIEWED BY: JDR	CHECKED BY: JCM	FIGURE
DESIGNED BY: ATD	DRAWN BY: MR	SCALE: 1" = 30'	B-2
DATE JUNE 2020	PROJECT NO. 04.0190987.35	REVISION NO.	SHEET NO.

©2011 - GZA GeoEnvironmental, Inc. GZA-P:\(44xx)\0092300\04.0029393.00\04.0029393.27 Trench Decommissioning - Troy\Figures-CAD\Figure 2.dwg [Figure 2] April 23, 2014 - 1:53pm mcnin.kevin

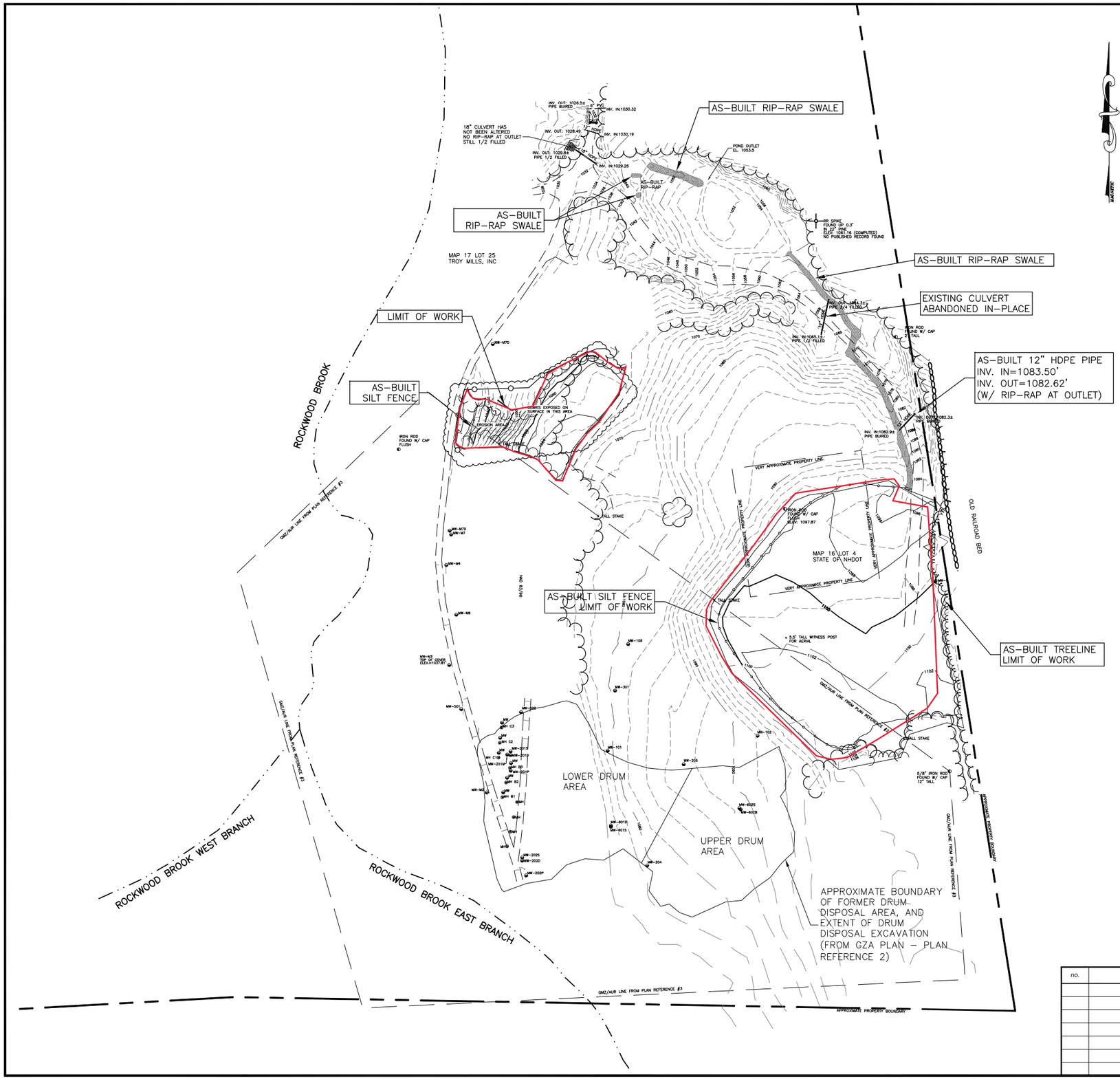

Survey Notes:

AS-BUILT SURVEY COMPLETED DECEMBER 11, 2008 BY T.F. BERNIER, INC.

Legend:

- IRON ROD FOUND
- IRON PIPE FOUND
- TBM
- MONITORING WELL
- MANHOLE
- EXISTING 10' CONTOUR
- EXISTING 2' CONTOUR
- EXISTING TREE LINE
- AS-BUILT 10' CONTOUR
- AS-BUILT 2' CONTOUR
- AS-BUILT SILT FENCE
- AS-BUILT TREE LINE
- AS-BUILT RIP-RAP

GZA Figure:

FIGURE B-3

CMA ENGINEERS
CIVIL/ENVIRONMENTAL ENGINEERS

35 Bow Street
Portsmouth, New Hampshire
03801-3819
Phone: 603/431-6196
Fax: 603/431-5376

Lafayette Center
Storer Street Building, Suite 208
Kennebunk, Maine 04043
Phone: 207/985-8717
Fax: 207/985-5520

E-mail: info@cmaengineers.com

North Country
Environmental Services, Inc.
Bethlehem, New Hampshire

project:
Troy Mills Landfill
Troy, New Hampshire
Site Improvement Project

title:
As-built Site Plan

80 0 40 80 160
(in feet)
1 inch = 80 ft.

no.	revision	date	by

designed by: BEA	date: January 2009
drawn by: BEA	project no: 665
approved by: RJG	sheet no: C-2A

Drawing file: F:\CADD\PROJECTS\665\dwg\Troy Mills Record Drawings\665-TroyMills-RD-as built temp.dwg 2/09/2009 2:53pm

FILE NO:2752D2
XREF:XXX
PLOT PCP-D39

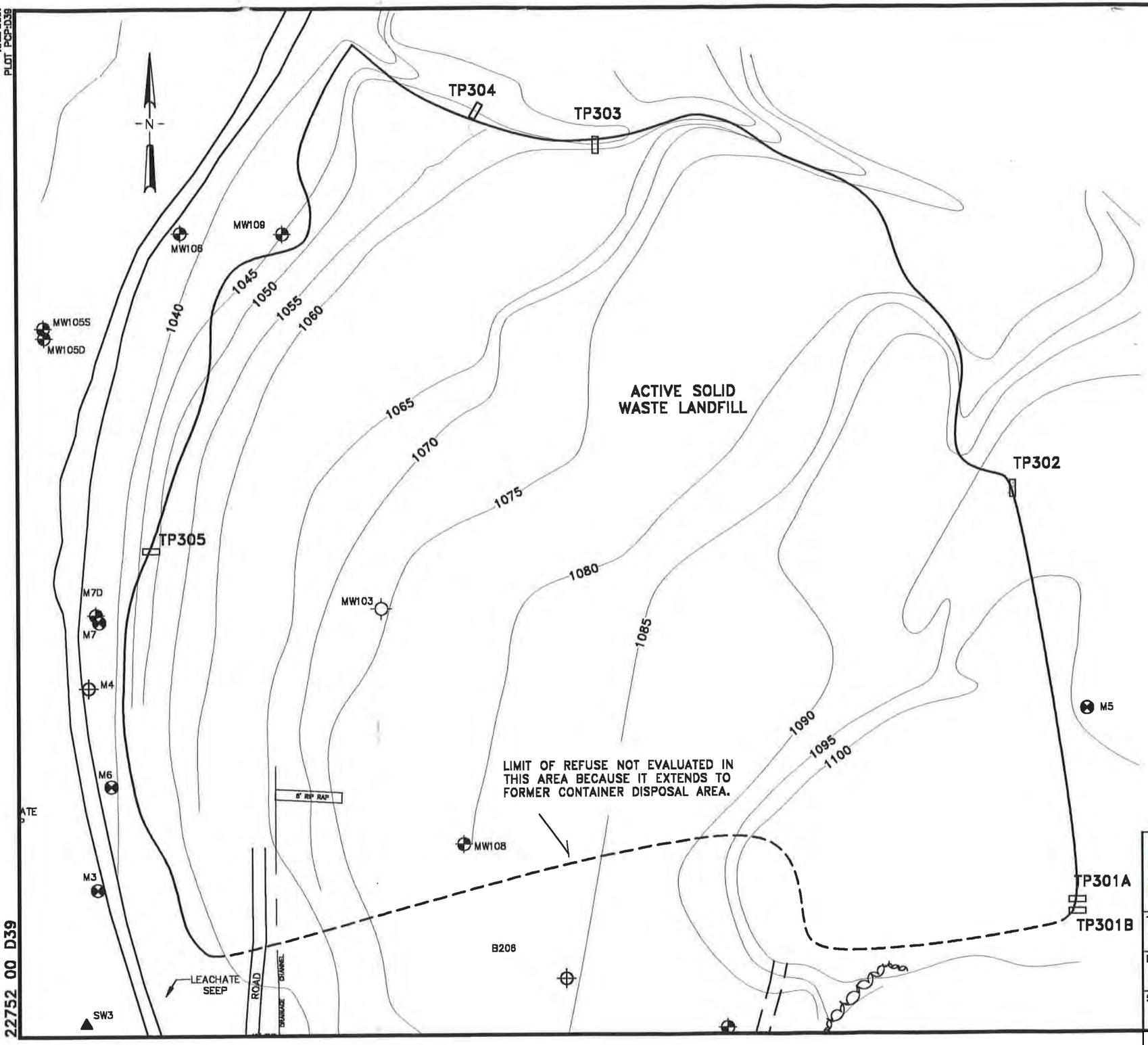

LEGEND:

1085 — OCTOBER, 1999 TOPOGRAPHIC CONTOURS, NATIONAL GEODATIC VERTICAL DATUM OF 1929(NGVD)

LIMIT OF WASTE (EVIDENT AT GROUND SURFACE ON NORTHERN AND WESTERN LIMITS)

LIMIT OF WASTE NEAR PROPOSED SLURRY WALL AROUND FORMER CONTAINER DISPOSAL AREA

TP301A — TEST PIT EXCAVATED IN OCTOBER 1999

0 80 160
APPROX. SCALE IN FEET

NOTE: TOPOGRAPHIC CONTOURS BASED UPON 1995 SURVEY BY WAYNE MCCUTCHEON ASSOCIATES, INC. AND GROUND SURFACE ELEVATIONS IN AREAS OF ACTIVE WASTE-PLACEMENT, SURVEYED BY GEOINSIGHT, INC. IN OCTOBER 1999.

GEO Insight INC.

CLIENT: RATH, YOUNG AND PIGNATELLI, P.A.

PROJECT: EDGE OF REFUSE CONFIRMATION

TITLE: TEST PIT LOCATIONS AND CURRENT (1999) TOPOGRAPHY

DESIGNED:	DRAWN:	CHECKED:	APPROVED:	FIGURE NO.:
SFB	NMV	JAG	JAG	1
SCALE: 1" = 80'	DATE: 11/4/99	FILE NO.: 2752D2	PROJECT NO.: 22752-00	

GZA Figure:
FIGURE B-4

22752 00 D39

Appendix C – Conceptual Site Model

This Conceptual Site Model (CSM) has been prepared to provide a summary of information regarding Site geology, hydrogeology, known sources of contamination, contaminant transport and fate, and potential receptors. This CSM has been prepared based on our review of the historical investigation, remedial action, and monitoring reports previously prepared by GZA and various other consultants. Refer to **Section 2.0** in the main report for a description of the Site and background information relative to the Site history and remedial activities.

GEOLOGY

The Site is situated on the eastern side of the stream valley encompassing Rockwood Brook. The ground surface topography and the estimated bedrock surface topography slope downward toward the west and Rockwood Brook.

OVERBURDEN STRATIGRAPHY

Based on information summarized in the 2005 Remedial Investigation[1] (RI) the Troy Mills Landfill Superfund Site (Site) is underlain by fill materials and three stratigraphic units including: sand, ablation till, and lodgment till deposits. Up to 30 feet of landfill refuse and cover soils have been placed within the Site. In areas to the west of the access road that were not used for waste disposal, the upper soils consist of a layer, typically less than 6 feet in thickness, of light brown, fine to medium sand, with little to trace amounts of silt and gravel, reportedly from a glaciofluvial deposit that was largely mined and removed from the Site prior to placement of the waste.

The underlying ablation till deposits reportedly consist of dense to very dense gray and brown sand, gravel, and silt with few to some cobbles and boulders. Based on the results of historical subsurface investigations, this deposit is generally thickest beneath the southwestern part of the former drum disposal area, where it is approximately 40 feet thick and thins toward Rockwood Brook to less than 10 feet thick. It thins and may be absent near the eastern edge of the drum disposal area.

The lodgment till deposits at the Site have been characterized as a very dense, gray, well graded sandy silt to silty sand with gravel and occasional cobbles and boulders. Based on historical subsurface investigations, it is thickest (greater than 35 feet thick) near Rockwood Brook and thins toward the east, along the eastern edge of the drum disposal area, where bedrock is shallow.

BEDROCK GEOLOGY

Bedrock underlying the Site is presented on the Bedrock Geologic Map of New Hampshire,[2] bedrock as consisting of the Upper part of the Rangeley Formation, which is described in New Hampshire as consisting of rusty-weathering, pelitic schist, metasandstone, and local coarse-grained metasandstone lentils. Based on information presented in the 2005 RI, bedrock beneath the Site consists of Littleton Formation biotite schist. The schist is described as typically dark gray, hard, and folded with high angle foliation and fractures.

Previous reports by others and hydrostratigraphic modeling for the Site indicate that the bedrock surface slopes downwards from the east to west across the Site, towards Rockwood Brook. Several outcrops are visible near the eastern edge of the Site. A large outcropping of bedrock, associated with a roadway cut related to the former railroad line, is located along the eastern side of the Site.

[1] "Final Remedial Investigation, Troy Mills Landfill Superfund Site, Troy, New Hampshire," Metcalf & Eddy, September 2005.

[2] "Bedrock Geologic Map of New Hampshire," Lyons, J.B., Bothner, W.A., Moench, R.H., and Thompson, J.B. 1997.

SUMMARY OF HYDROGEOLOGY

SURFACE WATER HYDROLOGY

The Site is located within the Rockwood Brook drainage basin, a subbasin of the Ashuelot River basin. A wetland and Rockwood Brook border a portion of the western side of the Site. Rockwood Brook flows south to north and continues downstream to Sand Dam Pond, a recreational area located approximately 1 mile north of the Site.

OVERBURDEN GROUNDWATER FLOW

Within the 2005 RI it is reported that two groundwater flow systems are present at the Site, including overburden and fractured bedrock systems. The overburden groundwater flow system includes the sand and glacial till deposits, with depth to groundwater generally from about 5 to 35 feet below ground surface. Groundwater flow in the overburden is to the west or northwest, toward Rockwood Brook (**Figure 2A**). Water level data collected from wells installed during the fall of 2022, including three overburden monitoring wells located upgradient, cross-gradient, and downgradient of the existing GMZ, are consistent with the historical description of the overburden groundwater flow system at the Site.

Based on GZA's review of the United States Geological Survey (USGS) report entitled *Geohydrology and Water Quality of Stratified-Drift Aquifers in the Lower Connecticut River Basin, Southwestern New Hampshire*,[3] the wetland on the Site is located within a stratified-drift aquifer within or beneath glacial lake-bottom deposits with a transmissivity of less than 100 square feet per day. The 2005 RI includes hydraulic conductivity estimates from 0.004 feet to 2 feet per day for the glacial till deposits and is approximately 0.4 feet per day for the stratified sand deposits. The effective porosity used in the calculation of groundwater seepage velocities was reported as approximately 0.3 and calculated estimates of groundwater flow velocity of approximately 55 to 95 feet per year were reported. GZA anticipates that local variations in hydraulic properties outside of the reported values occur beneath the Site.

FRACTURED BEDROCK GROUNDWATER FLOW

Historical groundwater level measurements made within bedrock wells along a northwest transect across the Site (MW-701, MW-602B, MW-108 (decommissioned), M-7D, and MW-702D) suggest that bulk groundwater flow direction in fractured bedrock is toward the west/northwest consistent with the overall direction of groundwater flow estimated in overburden (refer to **Figure 2B**). Four fractured bedrock groundwater monitoring wells were installed at the Site and immediate Site vicinity during September and October 2022. Three of the bedrock groundwater monitoring wells were installed as part of overburden/fractured bedrock well couplets upgradient, cross-gradient, and downgradient of the GMZ. The fourth fractured bedrock groundwater monitoring well was installed within the lower drum disposal area. The estimated hydraulic head data calculated based on water levels measured within these bedrock monitoring wells are consistent with the historically inferred overall bulk groundwater flow direction at the Site toward the west/northwest. Additional fractured bedrock investigations are needed to fully understand the transport and fate of contaminants (e.g., PFAS) in fractured bedrock groundwater as described in the main report.

[3] "Geohydrology and Water Quality of Stratified-Drift Aquifers in the Lower Connecticut River Basin, Southwestern New Hampshire," USGS, 1994.

Groundwater flow within the fractured bedrock occurs along fractures that are likely not fully orthogonal to the estimated hydraulic head contours. Consequently, the direction of groundwater flow may vary locally from the bulk direction flow inferred from the estimated hydraulic head contours.

Based on packer testing performed during the 2005 RI, estimated hydraulic conductivity values from 0.002 to 0.13 feet per day were calculated for the fractured bedrock groundwater flow system.

VERTICAL COMPONENT OF GROUNDWATER FLOW

Historical water level measurements collected from the well couplets located on the Site generally indicate the presence of upward vertical components of the hydraulic head gradient, with the exception of well couplets MW-105, MW-601 (shallow couplet), and MW-902, which indicate a downward vertical gradient. The well couplets displaying upward vertical gradients are located along the lower access road or in the wetland, which is consistent with discharge of groundwater to the wetland area and Rockwood Brook. Information from the newly installed well couplets and bedrock well MW-601B also indicated upward vertical gradients in the solid waste landfill (MW-901 couplet) and in the lower drum disposal area (bedrock/deep overburden MW-601 couplet).

POTENTIAL SOURCES AND SPATIAL EXTENT OF CONTAMINATION

COCS

The 2005 Record of Decision[4] (ROD)-specified contaminants of concern (COCs) include: DEHP in leachate; manganese in wetland soil; and various volatile organic compounds (VOCs), semi-volatile organic compounds (SVOCs) and metals in the groundwater as summarized in the following table.

Contaminants of Concern	CAS No.	ROD ICLs (µg/L)	NH AGQS (µg/L)
Groundwater			
1,4 Dioxane	123-91-1	3	0.32
Benzene	71-43-2	5	5
Tetrachloroethene (PCE)	127-18-4	5	5
Trichloroethene (TCE)	79-01-6	5	5
Vinyl Chloride	75-01-4	2	2
Benzo(a)pyrene	50-32-8	0.2	0.2
benzo(b)fluoranthene	205-99-2	0.1 *	0.1
bis(2-Ethylhexyl)phthalate (Di[2-Ethylhexy])phthalate) (DEHP)	117-81-7	6	6
Dibenzo(a,h)anthracene	53-70-3	0.1 *	0.1
Pentachlorophenol	87-86-5	1	1
1,2,4-Trimethylbenzene	95-63-6	330 *	330
1,3,5-Trimethylbenzene	108-67-8	330 *	330
2-Butanone (Methyl Ethyl Ketone) (MEK)	78-93-3	4,000 *	4,000
P-Isopropyltoluene (4- Isopropyltoluene)	99-87-6	260 *	260
cis-1,2 Dichloroethene	156-59-2	70	70
n-Butylbenzene	104-51-8	260 *	260

[4] "Record of Decision, Troy Mills Landfill Superfund Site, Troy, New Hampshire," Metcalf & Eddy and AECOM, September 2005.

Contaminants of Concern	CAS No.	ROD ICLs (µg/L)	NH AGQS (µg/L)
n-Propylbenzene	103-65-1	260 *	260
Tetrahydrofuran (THF)	109-99-9	154	600
Toluene	108-88-3	1,000	1,000
Naphthalene	91-20-3	20	100
Arsenic	7440-38-2	10	10
Boron	7440-42-8	620	620
Manganese	7439-96-5	300	300
Leachate			
bis(2-Ethylhexyl)phthalate (Di [2-Ethylhexy])phthalate) (DEHP)	117-81-7	40	6

Notes:

ROD ICLs = Interim Cleanup Levels found in the ROD
AGQS = New Hampshire Ambient Groundwater Quality Standards
µg/L = micrograms per liter
* ROD Explanation of Significant Differences (ESD) March 2014 increased the ICLs to match the AGQS.
The AGQS for Tetrahydrofuran changed from 154 µg/L to 600 µg/L in June 2015; the AGQS for naphthalene and 1,4-dioxane changed from 20 µg/L to 100 µg/L and from 3 µg/L to 0.32 µg/L, respectively, in September 2018; the AGQS for manganese changed from 0.84 mg/L to 0.3 mg/L on January 1, 2021.

The ROD did not identify COCs for surface water and sediment in Rockwood Brook.

Other Site Contaminants

Per- and polyfluoroalkyl substances (PFAS) are emerging contaminants. Data collected during the 2018 sampling round indicated the presence of PFAS as a newly identified Site contaminant.

POTENTIAL SOURCES OF CONTAMINATION

Contamination at the Site is attributed to the historical disposal of drummed wastes generated from vinyl casting, vinyl laminating, and foam rubber processes. The solids and liquids reportedly contained plasticizers, vinyl resins, pigments, top coating products, and industrial organic and commercial solvents. Burial of the drummed waste ceased in 1978, but the landfill continued to operate under a State solid waste permit until December 2001.

Based on historical contaminant data and interpretations of the direction of groundwater flow, the 2-acre former drum disposal area is identified as the primary source area; however, the current plume appears to emanate from just north of the former drum disposal area between wells MW-802 and MW-205/MW-803. A previously unexcavated drum was observed in the triangular area delineated by wells MW-205, MW-803, and MW-804 during the 2017 supplemental source area investigation.

Based on the results of sampling during fall 2022, the solid waste landfill is an additional source of contamination for certain COCs and contaminants of interest (i.e., PFAS). Historical reports state that in addition to the liquid wastes disposed in the former drum disposal area, the landfill was primarily used for the disposal of solid wastes including fabric scraps and coated fabric pieces from the Troy Mills, Inc. textile mill.

DISTRIBUTION OF COCS IN SOIL

During the RI, 22 soil samples were collected from 11 borings (SB-02 to SB-12) advanced around the perimeter of the former drum disposal area. Analysis of soil samples collected from one location, SB-02, detected DEHP at concentrations that exceed the New Hampshire S-3 soil standard included in the Risk Characterization Management Policy (RCMP). VOCs and other SVOCs were also detected in various soil samples but did not exceed the S-3 soil standard or the soil to groundwater leaching criteria.

It is documented in the RI report that some of the soils removed during the excavation of the former drum disposal area were backfilled into the excavation. The backfilled soils were later sampled for characterization and two additional excavations were performed to remove soils with detected concentrations exceeding S-3 and leaching criteria. Follow-up sampling resulted in "*no criteria exceedances*" for the soil in the excavation.

During the 2017 supplemental source investigation, a soil sample was collected from apparently impacted soil in TRY_TP-3 located between monitoring wells MW-205, MW-803, and MW-804. VOCs detected in the soil sample did not exceed regulatory standards. The detected concentration of DEHP exceeded the New Hampshire Soil Remediation Standards (SRS)[5] of 72 milligrams per kilogram (mg/kg); however, the concentrations were below the RCMP S-3 value of 2,300 mg/kg used during EPA's removal action (i.e., drum removal and soil excavation remediation program). There is currently no leaching-based soil value for DEHP included in the RCMP due to the presumed negligible contaminant migration potential for the contaminant. The S-3 value for DEHP of 2,300 mg/kg is a direct contact risk-based value that is designed to be protective of human exposure based on limited accessibility, frequency, and intensity of Site usage as the soils at the Site are below an engineered cap and access is limited.

Limited soil sampling was performed during the fall of 2022 as part of the supplemental PFAS investigation. A total of nine soil samples were collected at varying depths for laboratory analysis from MW-601B, MW-901S, and MW-902B. Soil samples were collected from depth intervals targeting: 1) just below the ground surface; 2) within the fill materials, or if not present, just above the water table; and 3) below the fill and/or buried waste materials. Up to 13 PFAS were detected in certain soil samples collected at concentrations below the EPA established Site-specific Regional Screening Levels. In general, the analysis of soil samples collected from just below the ground surface (0 to 1-foot) indicated the presence of more individual PFAS and detected higher concentrations of PFAS than soil samples selected for analysis from deeper intervals. No PFAS were detected in soil samples from the deepest sample interval selected for analysis at each location.

DISTRIBUTION OF COCS IN GROUNDWATER

VOCs and SVOCs

The VOC and SVOC contaminant plume originates just north of the former drum disposal area and extends to the west and northwest, along the direction of groundwater flow. The primary SVOC detected in Site groundwater is DEHP. VOCs in the plume generally consist of petroleum-related compounds. A deeper plume of chlorinated VOCs (cVOCs) has been observed in some of the deep overburden monitoring wells along a similar axis to the upper plume; however, detected concentrations of cVOCs have generally decreased to below regulatory standards.

1,4-dioxane has been detected in various wells across the Site and appears to have sources in both the VOC/SVOC source area and in the solid waste landfill.

[5] SRS are included in the New Hampshire Code of Administrative Rules Env-Or 600 Contaminated Site Management.

Metals

Concentrations of manganese exceeding regulatory standards have been detected in monitoring wells throughout the Site and appear to be associated with reducing groundwater geochemical conditions promoted by the solid waste landfill and degradation of VOCs.

Other metals of concern have not generally been detected at concentrations exceeding regulatory standards.

PFAS

Based on the available recently collected data, the PFAS perfluorooctanoic acid (PFOA) appears to be relatively widely distributed across the Site at concentrations exceeding AGQS. The PFOA plume in overburden groundwater extends downgradient from the Site and solid waste landfill area beyond the downgradient GMZ boundary. Currently, clear downgradient and cross-gradient edges to the plume, with concentrations below regulatory values, were not delineated by the concentrations detected in groundwater collected from the existing monitoring well network. Additional subsurface investigations are needed to define the extent of the plume relative to the GMZ and potential receptors.

DISTRIBUTION OF CONTAMINANTS IN LEACHATE

In general, total detected VOC concentrations in leachate at the only consistently sampled leachate location (TRY_SW-LEACHATE) have displayed a decreasing trend since 2006 and have primarily consisted of petroleum-related VOCs. DEHP has been sporadically detected at concentrations exceeding the ROD ICL of 6 µg/L at TRY_SW-LEACHATE. The variability of the concentrations of DEHP detected within leachate samples is likely related to the strong tendency of DEHP to adsorb to suspended particulates and matrix particles.

DISTRIBUTION OF CONTAMINANTS IN WETLAND SOIL

During the RI, five soil samples were collected from the Rockwood Brook Wetland Study Area and three from an area interpreted as background. None of the detections reported for the three background samples exceeded the SRS or the NHDES background concentrations available for some of the metals.

Of the 10 VOCs, 9 SVOCs, and 24 metals detected at least once in the soil samples collected from the Wetland Study Area only DEHP and beryllium were detected at concentrations above the SRS. Manganese concentrations reported for all five of the Wetland Study area wetland soil samples were elevated above concentrations detected within the background samples.

For the four wetland soil sampling locations included in the monitoring program since 2006, DEHP and manganese have been detected fairly consistently at each sampling location at concentrations exceeding the SRS.

DISTRIBUTION OF CONTAMINANTS IN SURFACE WATER

Historically, VOCs, SVOCs, and arsenic have not been detected above the laboratory reporting limits at the four surface water sampling locations (TRY_SW-1, TRY_SW-3, TRY_SW-4, and TRY_SW-100) currently included in the monitoring program. Relatively low concentrations of manganese have been detected in samples collected from the surface water; however, currently there is no surface water quality standard established for manganese.

DISTRIBUTION OF CONTAMINANTS IN SEDIMENT

During the RI, five sediment samples were collected from Rockwood Brook in an area hydraulically downgradient from the former drum disposal area, and three reference sediment samples were collected from upstream locations on the west branch of Rockwood Brook. One VOC (acetone), four SVOCs (dibenzofuran, di-n-butylphthalate, fluoranthene, and pyrene), and several metals were detected in the sediment collected from at least one reference sample locations.

Five VOCs (acetone, 1,1-dichloroethane, 2-butanone, 4-isopropyltoluene, and styrene) and nine SVOCs, primarily phthalates, were detected in the samples collected from the downgradient sediment locations. The same metals detected in the reference samples were also detected in the downgradient samples, although a comparison of average concentrations indicated that the downgradient concentrations were slightly higher than reference concentrations.

Concentrations of VOCs and SVOCs have not been detected above laboratory reporting limits within sediment samples collected from TRY_SED-3 since sample collection began in 2006. Sediment sample results are compared to Consensus-based Threshold Effect Concentration (TEC) included in the National Oceanic and Atmospheric Administration (NOAA) Screening Quick Reference Table for Inorganics in Sediment (SQuIRT).[6] Since 2006, none of the metals analyzed for have exceeded the NOAA SQuIRT TEC screen values available, with the exception of mercury during October 2009.

CONTAMINANT FATE AND TRANSPORT

VOCS

The presence, distribution, and persistence of contaminants in the environment are largely dependent upon the chemical-physical properties of the individual compounds. The VOCs detected can be transported and transformed through a variety of transport and biotic/abiotic transformation mechanisms. The transport and transformation mechanisms that dominate vary spatially and temporally and depend on the form of the contamination (i.e., residual light non-aqueous phase liquid, dissolved-phase, and vapor-phase) and the individual contaminant, as well as the groundwater chemistry and hydrogeology of the groundwater system.

- Where residual VOCs exist in the soil within the vadose zone, dissolution, and transport as a solute in infiltrating and percolating precipitation, as well as vapor-phase transport by molecular diffusion, are major mechanisms for residual contaminant removal. These two mechanisms tend to remove VOCs from unsaturated soils. The effectiveness of removal decreases with depth and as the water table is approached;

- Within the saturated zone, the major mechanism for contaminant transport is dissolution into groundwater and transport by advection and hydrodynamic dispersion. The majority of VOCs present at the Site are mobile or highly mobile in the subsurface. Consistent with this model, VOC plumes generally extend downgradient from known source areas; and

- Within the saturated zone, the major mechanism for natural contaminant degradation is biodegradation. Historical data indicates that the cVOC plume has biodegraded over time.

[6] Buchman, M.F., 2008. NOAA Screening Quick Reference Tables, NOAA OR&R Report 08-1, Seattle, WA, Office of Response and Restoration Division, National Oceanic and Atmospheric Administration.

1,4-Dioxane

Important properties of 1,4-dioxane include:

- Miscibility in water;
- Limited tendency to become sorbed to soil particles (low octanol-water coefficient of -0.27 log K_{ow}); and
- Low volatility making it difficult to volatilize (low Henry's Law Constant of 4.80×10^{-6} atmosphere-cubic meters per mole).

1,4-dioxane has a low K_{oc} (soil adsorption coefficient for soil organic matter) and a high solubility and is therefore not highly sorbed to soils. Because of these characteristics, 1,4-dioxane is predominantly found in groundwater.[7] These properties result in 1,4-dioxane being advectively transported in groundwater rapidly compared to most contaminants and making it difficult to remove from groundwater.

Due to the properties of 1,4-dioxane, 1,4-dioxane is anticipated to be transported within groundwater by advection with hydrodynamic dispersion eventually attenuating the concentration to below reporting limits. No significant sorption or transformation are anticipated.

SVOCS

SVOCs are relatively immobile and persistent in the environment and transport is generally governed by adsorption to soil and sediment, especially in high organic materials. The primary SVOC at the Site is DEHP.

DEHP

DEHP has a low aqueous solubility as determined by experimental and theoretical methods. It has a density slightly lower than water, which can result in surface films forming at the water table. Because of this characteristic, sampling equipment passing through a DEHP surface film could contaminate groundwater samples (i.e., analytical results for a groundwater sample may inaccurately reflect high-biased aqueous DEHP results). In an attempt to limit the influence of this potential bias, DEHP-contaminated wells at the Site have been outfitted with dedicated, permanently installed equipment.

In soil, DEHP adsorbs strongly to soil organic matter and is considered to be recalcitrant to biodegradation. In general, contaminated soils in upland portions of the Site do not represent an exposure hazard, as they either presumably reside at depth or are addressed through institutional controls that are maintained through periodic inspections. In downgradient areas (i.e., local wetlands), DEHP-contaminated sediment that is not subject to the protections described above has been detected during historical monitoring.

When released to water, DEHP preferentially sorbs to soils and suspended particulates due to its hydrophobicity. This characteristic would generally be beneficial in limiting plume extent; however, based on groundwater monitoring data collected at the Site to date, aqueous DEHP exceedances of the AGQS appear to be widespread. This observation may suggest potential bias in these data (e.g., due to film penetration during sampling, as noted above). Alternatively, this may also suggest Site-specific conditions are limiting with respect to sorption capacity (e.g., generally low organic carbon content).

[7] Mohr, Thomas K.G., 2016. *Environmental Investigation and Remediation: 1,4-dioxane and Other Solvent Stabilizers*, CRC Press.

Dissolved DEHP will biodegrade under aerobic conditions, but not in anoxic environments or degrade abiotically. As previously noted, zones of Site groundwater identified as being zones of significant DEHP contamination (i.e., based on reviews of data collected to date) are generally observed as being consistently anoxic to anaerobic. Though it may not be the only viable natural mechanism for removal or destruction of aqueous DEHP mass, these conditions do suggest that the biological degradation rate is likely to be very low and would therefore be unreliable to leverage where significant aqueous mass does exist in Site groundwater.

PFAS

PFAS were first detected at the Site in 2018. PFAS are known to be stable, persistent, and bioacummulative in the environment. Based on our assessment of the PFAS data collected between 2018 and 2022, PFAS are present in groundwater at concentrations exceeding standards in both the 2-acre drum disposal area and the 8-acre solid waste landfill area with generally similar suites of PFAS within each area, suggesting a common origin for the PFAS.

Based on our understanding of hydrogeology within and proximate to the Site and solid waste landfill, the distribution of PFAS, and the extents of the solid waste landfill, PFAS originating within the two areas are commingled along the boundary between the drum disposal and solid waste landfill and downgradient of both of these areas. Additional investigations are needed to assess the extent and concentrations of these compounds at the Site.

METALS

In soil, metals and metalloids introduced by anthropogenic activities are generally found in one of five conditions:[8]

- Dissolved in soil pore water;
- Occupying exchange sites on inorganic soil constituents;
- Specifically adsorbed on inorganic soil constituents;
- Associated with insoluble soil organic matter; and
- Precipitated as pure or mixed solids.

Manganese is the primary metal of concern detected at the Site. The mobility of manganese is anticipated to increase during the period of natural attenuation of VOCs due to the reducing conditions promoted in groundwater by biodegradation of VOCs. Typically, the mobility of manganese would be anticipated to reduce to background levels following degradation of the Site VOC plumes; however, the landfills also tend to promote reducing conditions in underlying and downgradient groundwater.

[8] EPA, "Ground Water Issue, Behavior of Metals in Soils," dated October 1992.

RECEPTORS TO SITE CONTAMINATION

GROUNDWATER RECEPTORS

Based on review of the New Hampshire Department of Environmental Services (NHDES) online database viewer, OneStop Data Mapper, by GZA during May 2023, the closest registered public supply well to the Site is located at the Meadowood Assembly Hall on Bowkerville Road, approximately 1 mile to the east of the Site. There are several private water supply wells in the vicinity of the Site, the closest identified wells are approximately more than a half mile to the east and southeast of the Site on South Street in Troy and Rantilla Lane in Fitzwilliam. However, new residential construction has been observed closer to the Site since 2018. New information pertaining to wells at these properties has not been available for review.

NHDES collected six samples from vicinity residential wells in 2003 and 2004 to be analyzed for metals and organic compounds. With the exception of lead at one location, suspected to be associated with internal plumbing, there were reportedly no violations of water quality standards at the time. These wells are not anticipated to be located in a downgradient position relative to the Site.

Based on the results of monitoring well installation and sampling for PFAS during the fall of 2022, the downgradient extent of the PFAS plume has not been determined. Additional subsurface investigations are needed to define the extent of the plume relative to area water supply wells.

SURFACE WATER RECEPTORS

Rockwood Brook and the associated wetland area are discharge points for groundwater and leachate from the drum disposal area; however, based on historical surface water sampling and current Site concentrations, detectable concentrations of Site contaminants within surface water bodies from potential Site-related discharges are not anticipated.

POTENTIAL VAPOR ENCROACHMENT

Currently, there are no structures within 100 horizontal or vertical feet of concentrations exceeding the NHDES GW-2 groundwater screening levels.[9]

[9] "*Groundwater to Indoor Air Screening Levels, GW-2*" included in NHDES' Vapor Intrusion Guidance Document, dated July 2006, revised February 2013.

Appendix D – EPA Surface Water Screening Levels Memorandum

UNITED STATES ENVIRONMENTAL PROTECTION AGENCY
Region 1
5 Post Office Square, Suite 100
BOSTON, MA 02109-3912

Date: June 22, 2020
From: Paulina Do and Courtney Carroll, Risk Assessors
To: Gerardo Millan-Ramos, Remedial Project Manager
Subject: Site-specific Screening Levels for Surface Water for PFOA, PFOS and PFBS for the Troy Mills Landfill NPL Site

The purpose of this memorandum is to provide site-specific Screening Levels (SL) developed by EPA Region 1 for PFOA, PFOS and PFBS at the Troy Mills Landfill Superfund site, located in Troy, NH. SL were developed for recreational surface water exposure pathway for a child swimmer.

EPA issued final Drinking Water Health Advisories (HAs) for PFOA and PFOS in May 2016. The oral Reference Dose (RfD) for PFOA and PFOS from the HAs was used to develop SLs for recreational surface water use. The final HAs established chronic oral RfD values of 2E-05 mg/kg-day for both PFOA and PFOS (USEPA, 2016a and USEPA, 2016b). PFBS has a chronic oral RfD of 2E-02 mg/kg-day based on an EPA Provisional Peer Reviewed Toxicity Value (PPRTV) (USEPA, 2014a).

Screening Levels are developed as concentrations associated with a Hazard Quotient (HQ) of 0.1. Screening Levels are used to identify chemicals of potential concern in a human health risk assessment. They are set at an HQ of 0.1 at sites that have multiple chemicals to ensure that multiple chemicals contributing to non-cancer risks are included in the risk assessment. If there is only one chemical at a site, it would be appropriate to set the screening level at HQ = 1. If there are multiple chemicals at a site, it is important to screen at an HQ of 0.1 to ensure the cumulative hazard quotient of multiple non-carcinogens is considered.

The site-specific SL and exposure assumptions for recreational surface water use are summarized in Table 1, which is provided as an attachment. The SLs for surface water was calculated with the EPA Regional Screening Level (RSL) calculator[1], which has the ability to calculate SLs for surface water with site-specific parameters. The calculator used the oral RfD of 2E-05 mg/kg-day for PFOA and PFOS, and the oral RfD of 2E-02 mg/kg-day for PFBS (USEPA,

[1] EPA RSL Calculator: https://epa-prgs.ornl.gov/cgi-bin/chemicals/csl_search

2014a). Please note the SLs calculated are based on ingestion exposure since no dermal or inhalation toxicity values for PFOA, PFOS, and PFBS are available. Default exposure assumptions were used in the calculator (USEPA, 2014b), except for site-specific exposure parameters: Event Time (ET), Event Frequency (EV), and Exposure Frequency (EF).

These site-specific exposure values are from the Baseline Human Health Risk Assessment (Metcalf & Eddy Inc., 2005) conducted during the 2005 Remedial Investigation (RI). The exposure values are current and relevant since the RI considered current and future uses, pathways and receptors for the site.

The young child swimmer receptor scenario represented the more conservative scenario. Therefore, the Reasonable Maximum Exposure (RME) values under this condition were selected to calculate the surface water SL for Troy Mills Landfill. A copy of the RSL calculator output is provided.

References

Metcalf & Eddy, Inc. 2005. Final Remediation Investigation, Volume II - Appendix J, Final Baseline Human Health Risk Assessment. Troy Mills Landfill Superfund Site, Troy, New Hampshire. EPA Contract No. 68-W6-0042, EPA Work Assignment No. 160-RICO-019M. Pages 137-141.

USEPA. 2014a. Provisional Peer-Reviewed Toxicity Values for Perfluorobutane Sulfonate CASRN 375-73-5) and Related Compound Potassium Perfluorobutane Sulfonate (CASRN 29420-49-3). U.S. Environmental Protection Agency, Office of Research and Development: Cincinnati, OH.

USEPA. 2014b. Human Health Evaluation Manual, Supplemental Guidance: Update of Standard Default Exposure Factors. U.S. Environmental Protection Agency, Office of Solid Waste and Emergency Response: Washington, DC. OSWER Directive 9200.1-120.

USEPA. 2016a. Drinking Water Health Advisory for Perfluorooctanoic Acid (PFOA). U.S. Environmental Protection Agency, Office of Water: Washington, DC. EPA 822-R-16-005.

USEPA. 2016b. Drinking Water Health Advisory for Perfluorooctane Sulfonate (PFOS). U.S. Environmental Protection Agency, Office of Water: Washington, DC. EPA 822-R-16-004.

Table 1. Recreational Surface Water Screening Levels for PFOA, PFOS, and PFBS for Troy Mills Landfill, Child Swimmer*¥

Receptor	Exposure Route	Exposure Medium	PFOA SL	PFOS SL	PFBS SL	Units	THQ (unitless)	BW (kg)	EF (d/yr)	ET (hrs/event)
Young Child Swimmer	Ingestion	Surface Water	**7.13E-01**	**7.13E-01**	**7.13E+02**	µg/L	0.1	15	64	2

*Screening Levels are calculated using the EPA RSL calculator.

¥ Screening Levels are based on ingestion exposure since there are no dermal or inhalation toxicity values available.

Bold SL

PFOA = Perfluorooctanoic acid

PFOS = Perfluorooctane Sulfonate

PFBS = Perfluorobutane Sulfonate

SL	Screening Level
THQ	Target Hazard Quotient
BW	Body Weight
EF	Exposure Frequency
ET	Expsoure Time
EV	Events
ED	Exposure Duration
IRW	Drinking Water Ingestion Rate
RfD	Reference Dose

EV (events/d)	ED (yr)	IRW (L/d)	RfD (mg/kg-d)	
			PFOA/PFOS	PFBS
1	6	0.12	2.00E-05	2.00E-02

Site-specific
Recreator Equation Inputs for Surface Water

*** Inputted values different from Recreator defaults are highlighted.**

Variable	Recreator Surface Water Default Value	Form-input Value
BW_{0-2} (body weight) kg	15	15
BW_{2-6} (body weight) kg	15	15
BW_{6-16} (body weight) kg	80	0
BW_{16-30} (body weight) kg	80	0
BW_{a} (body weight - adult) kg	80	0
BW_{rec-a} (body weight - adult) kg	80	0
$DFW_{rec-adj}$ (age-adjusted dermal factor) cm^2-event/kg	.	162944
$DFWM_{rec-adj}$ (mutagenic age-adjusted dermal factor) cm^2-event/kg	.	869034.667
ED_{rec} (exposure duration - recreator) years	26	6
ED_{0-2} (exposure duration) years	2	2
ED_{2-6} (exposure duration) years	4	4
ED_{6-16} (exposure duration) years	10	0
ED_{16-30} (exposure duration) years	10	0
ED_{rec-a} (exposure duration - adult) years	20	0
EF_{rec-w} (exposure frequency) days/year	.	64
EF_{2-6} (exposure frequency) days/year	.	64
EF_{6-16} (exposure frequency) days/year	.	0
EF_{16-30} (exposure frequency) days/year	.	0
EF_{rec-a} (adult exposure frequency) days/year	.	0
ET_{0-2} (exposure time) hours/event	.	2
ET_{2-6} (exposure time) hours/event	.	2
ET_{6-16} (exposure time) hours/event	.	0
ET_{16-30} (exposure time) hours/event	.	0
ET_{rec-a} (adult exposure time) hours/event	.	0
EV_{0-2} (events) events/day	.	1
EV_{2-6} (events) events/day	.	1
EV_{6-16} (events) events/day	.	0
EV_{16-30} (events) events/day	.	0
EV_{rec-a} (adult) events/day	.	0

Site-specific
Recreator Equation Inputs for Surface Water

*** Inputted values different from Recreator defaults are highlighted.**

Variable	Recreator Surface Water Default Value	Form-input Value
THQ (target hazard quotient) unitless	0.1	0.1
$IFW_{rec\text{-}adj}$ (age-adjusted water intake rate) L/kg	.	6.144
$IFWM_{rec\text{-}adj}$ (mutagenic age-adjusted water intake rate) L/kg	.	32.768
$IRW_{0\text{-}2}$ (water intake rate) L/hour	0.12	0.12
$IRW_{2\text{-}6}$ (water intake rate) L/hour	0.12	0.12
$IRW_{6\text{-}16}$ (water intake rate) L/hour	0.124	0
$IRW_{16\text{-}30}$ (water intake rate) L/hour	0.0985	0
IRW_{rec} (water intake rate - adult) L/day	0.11	0
$IRW_{rec\text{-}a}$ (water intake rate - adult) L/hr	0.11	0
LT (lifetime - recreator) years	70	70
$SA_{0\text{-}2}$ (skin surface area) cm^2	6365	6365
$SA_{2\text{-}6}$ (skin surface area) cm^2	6365	6365
$SA_{6\text{-}16}$ (skin surface area) cm^2	19652	0
$SA_{16\text{-}30}$ (skin surface area) cm^2	19652	0
SA_{rec} (skin surface area - adult) cm^2	19652	0
$SA_{rec\text{-}a}$ (skin surface area - adult) cm^2	19652	0
Apparent thickness of stratum corneum (cm)	0.001	0.001
TR (target risk) unitless	1.0E-06	1.0E-06

Site-specific
Recreator Regional Screening Levels (RSL) for Surface Water

Key: I = IRIS; P = PPRTV; O = OPP; A = ATSDR; C = Cal EPA; X = PPRTV Screening Level; H = HEAST; D = DWSHA; W = TEF applied; E = RPF applied; G = see user's guide; U = user provided; ca = cancer; nc = noncancer; * = where: nc SL < 100X ca SL; ** = where nc SL < 10X ca SL; SSL values are based on DAF=1; max = ceiling limit exceeded; sat = Csat exceeded.

Chemical	CAS Number	Mutagen?	Volatile?	Chemical Type	Chemical Type	SF_o (mg/kg-day) $^{-1}$	SF_o Ref	RfD (mg/kg-day)	RfD Ref	RfC (mg/m ^{3})	RfC Ref	RAGSe GIABS (unitless)	K_p\ (cm/hr)	MW	FA (unitless)	In EPD?
Perfluorobutane sulfonic acid (PFBS)	375-73-5	No	No	Organics	Organics	-		2.00E-02	U	-		1	-	300.1	-	Yes
Perfluorooctane sulfonic acid (PFOS)	1763-23-1	No	No	Organics	Organics	-		2.00E-05	U	-		1	-	500.13	-	
Perfluorooctanoic acid (PFOA)	335-67-1	No	No	Organics	Organics	7.00E-02	U	2.00E-05	U	-		1	-	414.07	-	

DA_{event} (ca)	DA_{event} (nc child)	DA_{event} (nc adult)	Ingestion SL TR=1E-06 (ug/L)	Dermal SL TR=1E-06 (ug/L)	Carcinogenic SL TR=1E-06 (ug/L)	Ingestion SL (Child) THQ=0.1 (ug/L)	Dermal SL (Child) THQ=0.1 (ug/L)	Noncarcinogenic SL (Child) THQ=0.1 (ug/L)	Ingestion SL (Adult) THQ=0.1 (ug/L)	Dermal SL (Adult) THQ=0.1 (ug/L)	Noncarcinogenic SL (Adult) THQ=0.1 (ug/L)	Screening Level (ug/L)
-	0.0268804	-	-	-	-	7.13E+02	-	7.13E+02	-	-	-	7.13E+02 nc
-	-	-	-	-	-	7.13E-01	-	7.13E-01	-	-	-	7.13E-01 nc
-	-	-	5.94E+01	-	5.94E+01	7.13E-01	-	7.13E-01	-	-	-	7.13E-01 nc

Appendix E – Field Notes from Log Books

8/31/22 Troy Landfill Superfund
Troy, NH 04.0190987.33

Purpose: Dig Safe markout, Site Recon
weather: Sunny, 60s - 70s
onsite: E. Dyrness (EBD) (note taker)

0920 EBD arrived onsite, Al (property owner) not home

Front gate in good condition signs intact.

SW-1 likely to low to source drill water

Some surficial fabric scraps on road near MW-902

MW-601B, MW-901, MW-902, MW-903 all staked for Dig Safe

MW-903 had to be moved ~25' N to avoid tree canopy →

8/31/22 Troy Mills Superfund
Troy, NH 04.0190987.33

Multiple trees observed partially fallen south of MW-903 on lower access, evidence of beaver, old?
Drill rig can not pass

Upper access from MW-902 to MW-903 near North gate is not driveable, trees down, wash out, overgrown

Cannot access MW-901 from east road, does not exist
See figure markup for access

Western wetland very low, stream is not avaible at some points
Leachate locations appear to be dry

→

8/31/22 Troy Mills Superfund
Troy, NH 04.0190987.33

North gate and nearby rip-rap/ boulders in good condition, all signs appear to be intact

Both on + off cap areas have ~2' of vegitation observed

Dig site marked on Rockwood pond Rd., 196 to access site

1205 ETBD offsite

ETBD
8/31/22

9/19/22 Troy Mills Superfund
Troy, NH 04.0190987.33

Purpose: Drilling program
Weather: Mostly cloudy, PM Thunderstorms, 58-71
Onsite: E. Dyrness (EBD) (note taker)
J. Hastings (JH) (Drilex)
B. Brock (BB) (Drilex)
M. Thomas (MT) (Drilex)
N. Greiss (NG) (Drilex)
Equipment: US Env - MiniRae 3000
S/N: 592-926533 / 1000-1399
Solinst WLM
S/N: 379526

0700 EBD onsite
0710 Completed morning PID calibration
0730 Drilex onsite, met @
Rockwood pond
Mobed to site and staged
equipment in field
0815 Held HSS tailgate and went
over tasks for the day
0835 BB offsite
Drilex mob to MW-601B

→

9/19/22 Troy Mills Superfund
Troy, NH 04.0190987.33

0850 Collected FIELD BLANK -
DYRNESS
0900 collected EQUIP BLANK from
sampling spoon after decon
0915 collected DRILL WATER blank
after decoming spigot on
tote from support truck
0925 Began drilling MW-601B
w/ 4" HSA
0930 collected TRY_MW-601B 1
from S-1 0-2'
1010 collected TRY_MW-601B 2
from S-4 at
location of elevated PID readings

Trace amount of blue
"sediment" observed in tip
of S-3, see photos

Driller observed alternating
layers of easy/hard drilling
throught till (25-50'),
Sand, gravel, cobbles.

→

9/19/22 Troy Mills Superfund
Troy, NH 04.0190987.33

1050 Collected TRY_MW-601B 3
from S-7 30-32'

1230 Stopped for lunch
1300 Resumed drilling, began
pulling 4" HSA
Water level: ~27.5' bgs
1345 Began advancing 6" HSA
4" HSA used to pilot a hole
due to difficult drilling

When augers removed, fabric
was observed at 3' bgs in
bore hole

1530 6" HSA advanced to 59' bgs
Auger refusal, suspected bedrock
Drill head chain broke
1530 Thunder + lightning started
1530 End of day PID check
1550 All personel off site

ETD
9/19/22

9/20/22 Troy Mills Superfund
Troy, NH 04.0190987.33

Purpose: Drilling Program
Weather: Mostly cloudy, scattered showers, 60-68
Onsite: E. Dyrness (ETD) (notetaker)
J. Hastings, J. Grob
M. Thomas, N. Greigg
B. Brock
Equipment: See 9/19/22

0710 ETD onsite
0730 JH, MT, NG onsite at pond
waiting for JG and equipment
0755 JG onsite
0810 Held HSS tailgate and
went over tasks for day
0815 Dritex began fixing drill head
1045 Drill rig back to working order
Continued at MW-601B
auger refusal @ 61' bgs
Suspected weathered bedrock
59-61'
1130 completed begining of day PID cal
1135 6" HSA cleared w/
air hammer

→

9/20/22 Troy Mills Superfund
Troy, NH 04.0190987.33

Air hammered 9' into rock to ~70' bgs
65-70', ~50-75 scc / foot

1225 Drilex preparing to remove air hammer and install permanent 4" casing and grout in place
1300 Began tremie grouting open hole around 4" casing to seal rock. Drilex out of grout

1445 Drilex cleared trees to access lower road to MW-903
1530 BB onsite w/ additional supplies, continued grouting well
1620 Grout to 3' bgs around casing
1620 completed end of day cal check
1625 BB offsite
1630 Rain Started
1645 Drilex off site
1700 GZA off site

ETSD
9/20/22

9/21/22 Troy Mills Superfund
Troy, NH 04.0190987.33

Purpose: Drilling Program
weather: Mostly cloudy / Sunny 52-70
Onsite: E. Dymess (ETSD) (notetaker)
J. Hastings, M. Thomas
M. Murphy (GZA)
Equipment: See 9/19/22

0730 ETSD onsite
0750 Drilex onsite
0810 Held HSS tailgate meeting

Grout settled in hole to ~5' bgs over night
0830 Completed morning PID cal
Drilex set up to clean out casing w/ roller bit and prepare for coring
0900 Roller bit on grout at ~60'
cleared down to 70', bottom of casing
0940 Set up for wireline coring

→

9/21/22 Troy Mills Superfund
Troy, NH 04.0190987.33

Lead core barrel 8'7" : 103"
HQ rods 5' : 60"

1015 Began coring MW-601B @ 70' bgs
1030 MEM onsite
1040 completed C-1
1110 Began C-2
1125 Stopped C-2 ~30" core barrel jammed
C-2 black staining w/i fractures from 76-76.5', very fractured & weathered 75-76.5
1200 completed C-3 76.5-79

Black staining on soil/sediment was mixed w/ water and agitated, slight sheen on bubbles, PID = ND

→

9/21/22 Troy Mills Superfund
Troy, NH 04.0190987.33

1215 Spoke to J. Wieck about rock and potential screen, core 5 more feet and reevaluate
1240 Began C-4
1300 Completed C-4 (79-83)
During core retrieval, significant amounts of silt/clay on retrieval device from C-4
1330 Drilex left to get water from rockwood pond
1355 End of day PID check
1415 Drillers back w/ water
1420 collected DRILL WATER sample from rockwood pond water, from tank on support truck

1430 Drilex flushed borehole w/ ~130 gals of water, water coming up casing was clear and showed no further improvement

→

9/21/22 Troy Mills Superfund
Troy, NH 04.0190887.33

After flushing well @ 83'
a tape was put down to
confirm bottom
Tape reached 77' and stopped
suspected bedrock collapse due
to highly fractured and
vertical nature of rock 69' +

1500 M. Murphy offsite
1530 Dritex off site
1600 EBD off site

EBD
9/21/22

9/22/22 Troy Mills Superfund
Troy, NH 04.0190987.33

Purpose: Drilling Program
weather: Thunder Storms, Scattered showers, 56-62
onsite: E. Dyrness (EBD) (note taker)
J. Hastings, M. Thomas
C. Mardy
Equipment: See 9/19/22

0710 EBD onsite
0720 Dritex onsite
Thunder & lightning consistently
since arrival
Waiting by staging area near
MW-902
0920 Mob up to MW-601B and
begin setup after 30 mins
no thunder / lightning
0920 Held HSS tailgate meeting
0935 Began rolling through obstruction
at MW-601B
1000 obstruction cleared and rolled
to 83' and flushed well

→

9/22/22 Troy Mills Superfund
Troy, NH 04.0190987.33

1010 Began well construction
See log for MW-601B

1215 Stopped for lunch & heavy rain, allowed bentonite plug to set up

1030 Drilex steam cleaned all tooling used

1245 continued well construction & grouting PVC outside to surface

1310 completed grouting well & construction

1400 Began moving equipment to MW-903

WD: 86.0' PVC
PVC stickup from ground: 3.4'

1500 All personnel offsite

ETSD
9/22/22

9/23/22 Troy Mills Superfund
Troy, NH 04.0190982.33

Purpose: Drilling Program
Weather: Cloudy / mostly sunny 42-51
Onsite: E. Dyrness (ETSD) (notetaker)
J. Hastings, M. Thomas
Equipment: See 9/19/22

0710 ETSD onsite
0720 Drilex onsite
0730 Held HSS tailgate meeting
0735 Began completing standpipe at MW-601B once grout dry
0815 completed well construction
WL: 20.46 (PVC)
0830 Set up on MW-903B
0830 calibrated PID
0915 Began drilling MW-903B w/ 4" HSA
0925 collected TRY_MW-903B 1 from S-1 0-2'
0945 collected TRY_MW-903B 2 from S-2 5-7' near top of water →

9/23/22 Troy Mills Superfund
Troy, NH 04.0190987.33

1020 ~~0T~~ EBD collected TRY-MW-903B 3 from S-3 10-12, above till

1040 Drill rig chattering 18-20' bgs
Some brown rock fragments in bottom of S-5 20-22'

1120 Augered to 24' bgs, sampled to 26'

1130 End of day PID check

Drilex cleaned up and demob ATV rig
Truck rig coming to site 9/26

1230 All personnel offsite

EBD
9/23/22

9/26/22 Troy Mills Superfund
Troy, NH 04.0190987.33

Purpose: Drilling Program
Weather: Mostly sunny, 54-63
Onsite: E. Dyrness (EBD)(notetaker)
C. Hogan, M. Thomas
N. Greiss
Equipment: See 9/19/22

0720 EBD onsite
0800 Drilex onsite
0820 Look at MW-903B and prep to set up on location
C. Hogan wanted to use 6" HSA instead of 6" casing, talked w/ Brad
0900 Held H&S tailgate meeting and went over tasks for day
0930 Calibrated PID
0920 Drilex began advancing HSA to 25' bgs
0945 NG (drilex) onsite
1000 Cleaned out 6" HSA to continue sampling past 24'

→

9/26/22 Troy Mills Landfill
Troy, NH 04.0190987.33

1030 Drilex air hammered to 30' bgs ahead of augers
CH said he couldn't advance augers, and did not want to use roller bit ahead of augers, said air hammering would be faster, could only do open hole
1200 Lost 10' rod down augers, alongside of sampler spoon prior to collecting S-9 40-42
1215 Recovered rod
1225 Stopped for lunch
1240 continued drilling
Set up wash tub to help contain cuttings, slurry coming up bore hole

CH said the plan was to always go open hole, contriversal to discussions on Friday w/ Brad

→

9/26/22 Troy Mills Superfund
Troy, NH 04.0190987.33

Talked to MEM about change because drilex said they could not spin augers

1400 Air hammer plugged w/ sediment and can't advance past 43'
Drilex switched to roller bit
Drilex didn't have adapter for roller bit
1430 constructed fitting through air hammer head
1440 Began rolling through 6" HSA

1530 Auger refusal @ 49'
Spoon refusal @ S-11 49-51

1615 Drillex off site
1615 End of day PID check
1630 GZA off site

EBD
9/26/22

9/27/22 Troy Mills Landfill
Troy, NH 04.0190987.33

Purpose: Drilling Program
Weather: Mostly sunny, 53-70
Onsite: E. Dyrness (EBD) (notetaker)
C. Hogan, M. Thomas, N. Greigg
Equipment: See 9/19/22

0700 EBD onsite
0740 Drilex onsite
Mob over to MW-903B
to continue work
0750 Held H&S tailgate to go over tasks for day

WL: 6.1' bgs w/ augers in ground
to top of rock @ 49'
0800 Drilex prepare to air hammer into rock, ~1' silt in bottom of hole

0850 Air hammered 5' into harder rock @ 54', ~2 min/foot
0900 Pulled out rods to prepare for 4" casing

→

9/27/22 Troy Mills Superfund
Troy, NH 04.0190987.33

0920 M. Summerlin onsite (DES)
to meet EPA & town
0945 Casing set @ 54' bgs
1000 completed morning PID cal
1010 Drilex began tremie grouting
casing in place
1020 S. Lamb (GZA) onsite
J. Duncan onsite

Drilex reinforcing barrier to
prevent displaced water from
grouting from going down slope
1030 Drilex pulling augers to
complete grouting to surface
1120 Drilex completed grouting
MW-903B casing
1145 Set up on MW-903S
1215 Completed sampling & drilling
to 12' bgs, till identified
in tip of S-3 10-12'

→

9/27/22 Troy Mills Superfund
Troy, NH 04.0190987.33

1245 completed construction of MW-903S
See boring log

1300 Moved equipment for MW-902
1315 up top + stopped for lunch
1345 Began steam cleaning tooling
1340 SD offsite

Moved remained of equipment to MW-902, prepared for coring @ MW-903B

1500 End of day PID check
1515 Drilex offsite
1520 GZA off site

EBD
9/27/22

Troy Mills Superfund 9/28/22
Troy, NH 04.0190987.33

Purpose: Drilling Program
Weather: Partly Sunny, 50-
Onsite: E. Dyrness (EBD) (note taker)
C. Hogan, M. Thomas
Equipment: See 9/19/22

0705 EBD onsite
0800 Drilex onsite
0820 Held H&S tailgate meeting
0825 Set up on MW-903B to core ~~install first well to~~ EBD bedrock
Grout around casing settled to ~5' bgs
0835 Calibrated PID, see sheet
0900 Began rolling through casing to 54' bgs in casing to clear grout
0920 completed rolling out casing
1025 Began coring C-1 MW-903B started w/ 2' run due to casing depth / elevation

→

Troy Mills Superfund 9/28/22
Troy, NH 04.0190987.33

~62.5' drill water turned brown from gray for ≤ 1 min.

1155 Break for lunch, talk to MEM about rock cores

1220 Continue coring C-4 66-71
Some difficulties getting core barrel back down casing

1258 C-4 jammed ~3' (69' bgs)
difficulty getting rock out of barrel

1330 WL: 11.80 from casing w/ rods installed

1340 WL: 11.76, water increasing
Began C-5 (69-71)

1400 completed boring to 71' bgs
Driler flushed bore hole & removed HQ tooling

1425 WL: 21.64, no tooling

1435 WL: 21.32, water increasing

→

Troy Mills Superfund 9/28/22
Troy, NH 04.0190987.33

1440 Began well construction
Sand: 59-71
Screen: 60-70
bentonite: 57-59
grout: surface to -57
See log for additional details

1600 Driler offsite

1610 End of day PID cal

1620 GZA offsite

EOD
9/28/22

Tray Mills Superfund 9/29/22
Troy, NH 04.0190987.33

Purpose: Drilling Program
Weather: Mostly Sunny / Sunny, 46-58
Onsite: E. Dyrness (ETSD) (note taker)
C. Hogan, M. Thomas, N. Gregg
Equip: See 9/19/22

0705 ETSD onsite
0730 Drilex onsite
0800 Set up for D&W, 6" on MW-902B
0810 Calibrated PID
0815 Held H&S tailgate and went over tasks for day
0820 Began drilling MW-902B
0845 Casing refusal @ 3' bgs
6" casing "bouncing" 2-3" per hammer strike, not advancing

white fabric observed when casing removed, @ 3'
suspected geotextile / carpet

→

Tray Mills Superfund 9/29/22
Troy, NH 04.0190987.33

Carpet material found protruding from embankment along western edge of field, some material observed coming out of the ground to the East of road, See photos

0930 Stepped off boring ~15' West
Spoon refusal @ 3.5' bgs
(Location 2)
white / gray fabric observed

0950 Stepped off boring ~15' SW.
(Location 3)
Spoon refusal @ 3.25' bgs
white / gray fabric / fibers in tip of spoon

0955 Stepped off ~20' South
(Location 4)
Spoon refusal @ 3.5'

→

Troy Mills Superfund 9/29/22
Troy, NH 04.0190987.33

No recovery in spoon refusal

1005 Stepped off boring ~15' SE (Location 5)
Spoon refusal @ 3.25'
Some white/gray fibrous material in tip of spoon

1015 Moved to area East of original MW-902 markout across road
Fabric in tip of S-1 @ 2' bgs and S-2 @ 3.5'

1040 Began driving casing (6')

1120 Switched to larger 300 lb hammer

S-3 @ 6' bgs, orange material in tip of spoon, suspected paint chips?

1200 Stopped for lunch

1220 attempted to roll through obstruction @ 6'

→

Troy Mills Superfund
Troy, NH 04.0190987.33

Rolled on location 6 for ~20 mins w/ no advancement, out of water

1310 Moved to location 7
North of proposed MW-902 outside of field in small clearing by wood line
Some carpet material observed protruding from ground
Spoon refusal @ ~10"
Spoon bouncing w/ every hit

1330 Set up on Location 8
SE of field across road to try and get out of carpet area
Spoon refusal @ ~3'
Gray & beige fabric in spoon tip

→

Troy Mills Superfund. 9/29/22
Troy, NH 04.0190987.33

1345 Talked to MEM & drilex, no other available way to advance borings, done drilling MW-902

1415 completed construction of steelpipe @ MW-903B

1420 Drilex began packing up equipment preparing to demob

1455 Drillex offsite

1455 End of day PID check

Well ID	WL (pvc)
MW-601B	26.08
MW-903S	7.27
MW-903B	7.70

1510 GZA offsite

EBD
9/29/22

Troy Mills Superfund 9/30/22
Troy, NH 04.0190987.33

Purpose: Drilling Program, Demob
Weather:
Onsite: E. Dyment (EBD) (note taker)
C. Hagen, M. Thomas
Equip: See 9/19/22

0750 EBD onsite
Drilex onsite

Mob to site and continue cleaning up equipment near MW-902

0805 Held HSS meeting

0910 Drilex packed up & offsite

MW-ID	WL
MW-601B	26.10
MW-903S	7.30
MW-903B	7.57

Site back to original conditions
Cuttings all covered w/ poly

0930 EBD offsite

04.0190.880

10/17/22 Troy Mill Landfill Superfund Site

Troy, NH

Onsite: 10:30 hrs - 1630 Cascade 1130-1820 hrs

Weather: 50 scattered rain

Purpose: Monitoring well installation.

Equipment: Mini RAE 3000, Hydrolift water tank, test water, water level meter, Honda Lookout generator, surge block, decon.

Personnel: MB Matt Bergen (MB) while taken

~~Contractor~~ Contractor Cascade

Driller: Steve Estok Helper Marco Corral

Equipment: Bort Longyear track mounted Sonic Rig

Bobcat T-300

Casing 4" barrel, 5" casing, 7" Barrel

8" casing

Support truck,

Truck w/ Flatbed trailer.

1030: GZA onsite.

1130 Cascade on site

1145 - Start unloading equipment

- Hold health + safety meeting

- Cascade filled up tank - 275 gal water from Brockway Pond.

- Continue set up on MW-901B

→

10/17/22 Troy Mill Superfund Site 190987.30

1500 Calibrated PID Sec

Call Shack

Cascade performed safety check on rig.

1530: Start Drilling on MW-901B

Core barrel is 5 ft. long + 7" in diameter

- Sampler is progress, then 8" casings over sampler then sampler removed.
- First fabric encountered ~9 ft BGS.
- Piece of steel ~24 ft. BGS see photos. No steel encountered in samples below
- 30-35' started having difficulty progressing sampler and casing.
- Collected sample from 0-5' sleeve from 0-6" (top soil) - TRY_MW-901B 1 @ 1755

Field Bank - BERGEN collected @ 1750

- Collected Sample and Dup from 25-30', 0-6". TRY_MW-901B-2 & TRY_MW-901B 2 Dup at 1810 hr.

→

10/17/22 Troy Mill Superfund Site 190987.33

- Was Not able to get casing to 35ft. Stopper for the night
- Cascade cleaned up and off-site by 1630
- Cal check PID.

1830 GZA off-site. locked gate

10/17/22

MJB

10/18/22 Troy Mills landfill Superfund Site 190987.33

Troy Mill

Onsite: 0630 - 1600 Cascade 0630 - 1745

Weather: See scattered rain in the morning

Purpose: GW monitoring well installation

Personnel: Matt Bergen (MB) Notetaker,

Equipment: Same as 10/17/22

Contractor: Cascade

Driller: Steve Estik Melvin Corral (marco)

Equipment: Same as 10/17/22 plus Steam Cleaner.

0630: GZA and Cascade met at Brookwood Pond and drove up to site.

0645 Start setting up for day
- Held health + safety meeting
- Performed calibration on PID see Calibration log.

0730 Start Drilling,
↳ Guide line came loose, stopped from 0745 - 0830 to fix.

→

10/18/22 Troy Mills Landfill Superfund Site 04,01904873

- Encountered Rock ~ 37 ft BGS
  stopped sample ~ 38 ft BGS
  - Approximately 14' of rock core in sample see Boring log for more details.

- Sampled 38-43'. Sample fell out of sampler while pulling up casing
- While attempting to retrieve sample pipe loader stopped working

10:15 Stopped drilling due to pipe loader being down
Cascade attempted to repair

10:45 - Cascade can't repair mechanic is on his way
- Spoke w/ Megan Murphy. She said to do what it takes to retrieve sample 38-43, even if we have to crush rocks

11:05 MW-901D DTW from casing 23.52 ft.

11:20 Cascade made excavation pit to →

Troy Mills Landfill Superfund Site 10/18/22

put soil cuttings in cascade started transporting extra soil from MW-601B + MW-903 S+B to pit.

DTW measurements - from PVC

Loc	DTW	Time
MW-601B	26.55'	1145
MW 903S	7.34'	1155
MW-903B	7.46'	1205

11:45 Cascade Mechanic on site
Dennis Duchnowski help back HSS.

12:20 Collected TRY_MW-901B 3 from 30-35 8-18", above till.

- Placed excess soil from MW-601B in pit.

13:30 Mechanic finished. Certain parts were overheating and causing pipe loader to stop working. Parts were replaced and everything appears to be working. →

(150)

10/18/22 Troy Mills Landfill Superfund Site

- Cascade Lux 30 min lunch

1400 started on rig, use grips not gripping properly - replace pads.

1435 DTW in 901B = 26.52 from casing

- Continue drilling. Difficult, progressing casing, not seated properly, needed to pull up 15 ft, w/ difficulty. Almost got stuck.

- Set casing to 40 ft. (clean) out hole to 42 ft

1530 stopped drilling for Day w/ clean out remaining 1 ft tomorrow then progress from 43-45'.

- BZA Performed PID cal check

1745 Cascade off site

1800 GZA locked and left site.

10/18/22
MJB

701	
76	850
71	930
66	1015
61	1035
56	1125 ✓
51	1155 ✓
46	1235 ✓
41	1310 ✓

10/19/22 Troy Mills Landfill superfund site
04.0140087.

Onsite: 0840-1630
Weather: partly cloudy 40s-50s
purpose: well purging
personnel: Kyle Ashe (KA) weather, Matt Bergen (MB)
Equipment: interm tool water level

setting up on TRY_MW_601B
WL: 26.4 ft Top of PVC
BOT of hole: 87.38 ft
start pumping: 0945 ||
purge: 12.5 gal
well not recharging, choppy return
wait 20 min try again, still choppy
moving on to other locations for now
1105 will return to well loc later

setting up on TRY_MW_903B

WL: 7.57' Top of PVC
Bot of hole 78.34 ft
Start pumping: 1154 ||
purge 12.5 gal
1225 no water coming up, moving on
→

setting up on TRY_MW-903S
WL: 7.46 ft from pvc
Bot of hole 15.45 ft
start pumping: 1350 end: 1410
purge 13 gal ||
running dry, clear before running dry

back to TRY_MW_903B
1425 15.54 ft
start pumping 1434
purge 11 gal |

TRY-MW-903S
DTW - 7.52 ft
DTB 15.52 ft
Note: probe hung up on the apparent lip during measurement and purging

~~TRY_MW_601B~~ EBD TRY_MW-601B

depth to water: 26.4 ft top of PVC
at 1605

offsite at 1630

(71) 10/19/22 Troy Mills Landfill Superfund Site - 04.0160973.3
Troy, MT

Onsite: 0630 - Cascade: 0630 -
Weather 30-50 Partly Sunny
Personnel: Matt Berger (MB) Note taker Kyle Ashe (KA)
Purpose Monitoring well installation
Equipment M.n: RAE 3000 PID, Hydrolist, Water tapes,
Honda 2000 w/ generator, water level meter

Contractor Cascade
Driller: Steve Estok Helper: Marco Cosral
mechanic Ben
Equipment: Bert long year truck mounted Sonic Rig
- Bob cat T-300
- Casing 5" & 8"
- Sample handle 4" & 7"
- Support truck
- Truck w/ flat bed trailer
- two Totes for water.
- Steam cleaner

0630 - BZA met Cascade at Brackwood Pond
Drove up to site

0645 Start set up for the day
Have H&S meeting Performed cal check
→

10/19/22 Troy Mills Landfill Superfund Site

on PID, see Cal. Log,

0730 Cascade start Drilling

0745 Stopped Drilling need to check internal filter for metal shards per recommendation from Mechanic, Filter was ok.

0820 Start Drilling again
- Sample fell out, went back to retrieve. Vices stopped gripping again. hydraulics are suspected off not working, mechanic will have to come out to site.

0840 Kyle Ashe from BZA on site to develop new wells.
Hold Brief H&S
Help Kyle set up on MW-601B

- While Cascade is waiting for
→

10/19/22 Troy Mills Landfill Superfund Site

mechanic, they are refilling tanks, have used ~400 gal to date, progress coring so far,

1000 Had discussion w/ Fred Vauoie from Cascade, He explained that if the mechanic cannot fix hydraulics, then we cannot continue, Rig will have to be pulled and sent away for repair. If hydraulics can be repaired Fred confirmed that the crew can return the following week to finish the project. Confirmed that this is a footage rate project for Cascade.

1145 Dennis Duchaouse (mechanic) on site hold Safe H.S.

1200 Cascade finished w/ water

- Mechanic continued working on

→

Troy Mills Landfill Superfund Site 10/19/22

drilling

- MB assisted KA w/ well development.

1530 Mechanic was able to make repairs offsite.
- Drill Rig running properly
- Make additional attempts to retrieve 43-45' sample
There was a lot of sand on top of 3/4" or Rock core chunks or rock in sand.

- As about to progress casing to 45 ft, Cascade noticed a oil leak under the rig.
Rig is on poly so everything is contained, leak is small, but cannot continue w/o causing a problem
- Mechanic will come out in morning to repair

→

10/19/22 Troy Mills Landfill Superfund Site

1630: Stopped drilling and cleaned up. Kyle Roche offsite

1710 Cascade off site
- performed calibration check on PID

1730 GZA locked and left site

10/19/22

MJB

10/20/22 Troy Mills Landfill Superfund Site 190987.33
Troy, NH

Onsite: 0730 Cascade 0730

Weather: 30-50 sunny

Purpose: GW monitoring well install

Personnel: Matt Began (MB) Nitelake/
Erik Dyrness (ED)

Equipment: Same as 10/19/22

Contractor Cascade
Driller: Steve Estok
helper: Marco Corral
Mechanic Dennis Duchnaude

Equipment Same as 10/19/22

0730 GZA met Cascade at Brookwood Pond, Mechanic already waiting

0745 Arrive on site start work and fixing leak - Hold H&S meeting
- Perform calibration on PID
see calibration log.

0830 Erik Dyrness onsite to observe drilling and continue

→

10/20/22 Troy Mills Landfill Superfund site

to develop wells

MW-601B
initial WL: 26.22
well purged w/ surge block
moving up and down screen
Initial semi silty water, cleared
up after ~1 gal
Dry @ ~12 gals
DTB - 86.06 ft from PVC
MW-903B
initial WL: 6.51
well purged
Water had some sediment
in purge, light brown
Dry @ ~12 gals

1115 Mechanic packed up and left
Steve drove him down to the pond
where his truck is

1150 Steve Returned to site

→

10/20/22 Troy Mills Superfund Site 19087,33

1200 Took a half hour lunch

1230 Start Drilling adding water to
casing to create enough head
to help push material out of
the way w/ limited success.
More than 90 gallons of water
was added

Attempted to progress casing
to 50 ft, had to pull out.

1345 Air line for cushion ~~of~~ on drill
head was leaking, had to stop
to fix it/ stop the leak.

~~1500~~
1356 ED gauged MW-903S
DTW = 7.47'
DTB = 15.22'

ED Purged additional ~11 gal
from MW-903B, water cleared, w/
DTB = 72.71

→

10/20/22 Tray Mills Landfill Superfund 190987.37

1500 · Advanced Casing to 45 ft
- Need to clear out casing before sampling.
- Collect sample 45-50
- Recovered ~40 of rock N12 remained in boring
- ED off-site @ 1500

1650 Spoke with Jim Wieck & Megan Murphy, both agreed to go five more feet into rock

1700 Advanced casing to 47 ft will need to clean out hole before going further.

- Cascade clean up for the day

1720 Cascade off site
- Performed calibration check on TIB
- MB cut up tubing from MW-901B, for dure developing

1800 GLA left and locked site.

10/20/22
MB

10/21/22 Tray Mills Superfund
Tray, NH 04.0190987.33

Purpose: Drilling Program
Weather: Mostly sunny, 31-57
Onsite: E. Dymess (EBD)(notetaker)
S. Estok, M. Corral (cascade)
Equipment: Mini Rae PID - 572-916943 / 1000-1536
Solinst WLM - 379526

0615 EBD onsite
0620 Steve & Marco onsite
0715 Held H&S tailgate, and went over tasks for day

MW-901B, WL: ~36.5' bgs in borehole, w/ casing to 47'

0720 Cleaned out casing to advance 8" casing
0800 Calibrated PID, see form
0815 Marco offsite to get water
0915 Marco back w/ 2 totes of water
0920 Began drilling MW-901B
See log for additional info

→

10/21/22 Troy Mills Superfund
Troy, NH 04.0190987.33

Boring drilled to 55' bgs
1030 Cascade preparing to install 5" permanent casing
Cascade repairing winch
1115 Cascade began installing casing installed to 55.25' bgs
1145 Prepare to tremie grout
1200 Cascade did not have grout onsite, left to get it
1400 Cascade back onsite w/ 1 pallet of portland cement
Cut casing down to 2' to facilitate future coring

1415 Began tremie grouting casing used ~180 gals once
8" casing was removed

1620 Packed up and moved to MW-902
1645 End of day PID cal check
1825 Cascade offsite
1830 GZA offsite

EBD
10/21/22

10/24/22 Troy Mills Superfund
Troy, NH 04.0190987.33

Purpose: Drilling Program
Weather: Overcast, showers, 50s-60s
Onsite: E. Dymess (EBD)(note taker)
S. Estok, M. Corral
Equipment: Ion Science Tiger PID: L-115150
WLM Solinst: 379526

0720 EBD onsite
0730 Cascade onsite
0750 Calibrated PID, used GZA's IonScience Tiger (10.6ev) due to Mini Rae 3000 malfunctioning on 10/22, see cal sheet
0755 Held H&S tailgate meeting, went over tasks for day
0810 Resumed drilling MW-902B
Initial WL: 22.3, 8" casing to 70'

Cascade had difficulty seperating 8" casing + tooling
1125 scattered showers
1155 Break for lunch

→

10/24/22 Troy Mills Superfund
Troy, NH 04.0190987.33

Cascade Drill rig running rough all morning,
1220 Replace fuel filters on rig
1245 Boring collapsed to 76' bgs, cleaned back down to 80'
1415 Sampled down to 85'

1440 Drill rig continued to run poorly, could not continue, Cascade offsite to get parts to repair
1605 Cascade back onsite, repair drill rig

Cascade determined it was to late to complete grouting, Set up for 10/25

1720 Cascade offsite
1720 End of day PID cal
1730 GZA offsite

EBD
10/24/22

10/25/22 Troy Mills Superfund
Troy, NH 04.0190987.33

Purpose: . Drilling Program
Weather: Foggy, sunny, 55-64
onsite: E. Dyrness (ETSD) (note taker)
S. Estok, M. Corral (cascade)
Equipment: See 10/24/22

0630 ETSD onsite
0700 Cascade onsite, begin setup for the day
0715 Steve onsite w/ grout
0730 MW-902B, WL: 21.2' in sandy material above till
0735 Held H&S tailgate, went over tasks for day
0740 Calibrated PID
0745 Resumed cleanout of boring to 85' and install casing, 5" permanent
0930 Casing set at 86.75' bgs due to over drilling during cleanout

→

10/25/22 Troy Mills Superfund
Troy, NH 04.0190987.33

0935 Setting up for tremie grout
0945 Cascade offsite to get water
Casing cut down to 2' stickup
1045 Cascade back onsite w/ water
1050 Began tremie grouting casing in place and removing 8" casing

Cascade had difficulty separating 8" casing to remove from ground
1350 8" casing removed

Total ~250 gals of grout used, grout came up to 12' bgs and did not continue, potential void

1430 Began packing up to mob to MW-901 and start coring
1505 Move equipment to MW-901

→

10/25/22 Troy Mills Superfund
Troy, NH 04.0190987.33

1600 Began installing tooling to clear grout out of 5" casing
Cascade to fill water tanks

1705 Cleared grout down to 55', ready for final cleanout 10/26 and start coring

1805 End of day PID check
1810 Cascade offsite
1815 GZA off site

ETSD

10/25/22

10/26/22 Troy Mills Superfund
Troy, NH 04.0190987.33

Purpose: Drilling program
Weather: Cloudy rain, 50s-60s
Onsite: E. Dymess (ETSD)(notetaker)
S. Estok, M. Conrad (cascade)
Equipment: See 10/24/22

0700 ETSD + Cascade onsite, began set up and prep for day
0740 Steve onsite w/ additional grout
0750 Held HSS tailgate and went over tasks for day
0800 Began final cleanout of MW-901B to 56' bgs
0900 Began coring rock w/ 4" barrel

See MW-901B boring log for additional details

0940 While retrieving S-13, rod snapped →

10/26/22 Troy Mills Superfund
Troy, NH 04.0190987.33

Weathered & fractured zones identified at: ~60', 62-66', ~71'

1140 Talked to PM & Principal about screen length. Determined 63-73' bgs

1200 Stopped for lunch

1230 Began final clean out and flush prior to well construction
Cleaned out to 75.8' bgs

1315 Began well construction, see boring log

1415 Completed well construction of MW-901B

1430 Began moving equipment to MW-902B

1530 Set up on MW-902B, w/ 2 full tanks of water

1540 Began clearing out casing
Grout at 81' bgs
Cleared to ~87' bgs

→

10/26/22 Troy Mills Superfund
Troy, NH 04.0190986.33

1630 Began coring at 87' bgs
See boring log for additional details.

S-18 87-92', no recovery, Some rock fragments in cleanout barrel, suspected highly fractured and destroyed due to drilling method

1730 During S-17, drill rod snapped
Recovered tooling

1740 Stopped for day

1750 Cascade off site

MW-901B
WL: 34.76 from PVC (10/27)
WD: 74.82 from PVC
Casing: 2.0'
PVC to casing: 0.25'

1800 END offsite

10/27/22 Troy Mills Superfund
Troy, NH 04.0190987.33

Purpose: Drilling Program
Weather: Sunny, 50s - 60s
Onsite: E. Dyrness (EBD) (note taker)
S. Estek, M. Carrol (cascade)
Equip: See 10/24/22

0700 EBD + Cascade onsite
Began prep for day

MW-902B WL: 12.75' bgs
casing grouted to 86'
open borehole to 93'

0800 Held HSS tailgate and went over tasks for day
0805 Began cleaning casing to 92'
0915 Began coring S-19

See boring log for additional details

Samples S-19, S-20 significantly fractured, little rock intact, see photos →

10/27/22 Troy Mills Superfund
Troy, NH 04.0190987.33

1150 Stopped for lunch
1230 Continued drilling S-21

1415 Completed sampling to 110' bgs, S-21
1430 Cascade offsite to get water to prepare for final cleanout and well construction

Discussed w/ PM about location of well screen, Agreed on 99-109' bgs

1515 Cleaned out boring to 111' to account for partial collapse of fractured rock
1600 Began well construction, see boring log
1715 Completed well construction of MW-902B
1740 Mob up to MW-901S
1800 Cascade offsite
1810 GZA offsite

10/28/22 Troy Mills Superfund
Troy, NH 04.0190987.33
Purpose: Well Drilling
Weather: Sunny 30s - 50s
Onsite: E. Dyrness (EBD) (note taker)
S. Estok, M. Conrad
Equip: See 10/24/22

0700 EBD onsite
0710 Cascade onsite
0720 Warm up equipment and prep for the day
0730 Held H&S tailgate meeting
0740 Set up on MW-901S
0755 Began drilling MW-901S

See boring log for additional details

0805 TRY_MW-901S-1 collected
0-12", S-1 (0-5')
0915 TRY_MW-901S-2 and DUP collected
0-10", S-6 (25-30')
1020 TRY_MW-901S-3 collected
26-50", S-7 (30-35) →

Troy Mills Superfund 10/28/22
Troy, NH 04.0190987.33

bore hole partially collapsed to 37' bgs

1020 Began well installation
1115 Completed well construction
See boring log

1140 Set up on MW-902S
1150 Began MW-902S
See boring log for additional details
1315 Completed drilling MW-902S to 30' bgs
Began well construction
See boring log
completed well construction

Began to pack up and prepare to demob offsite

1415 Completed end of day cal check

→

10/28/22 Troy Mills Superfund
Troy, NH 04.0190987.33

MW-901S WL: 37.86 to PVC
WD: 39.04 to PVC
Casing: 30"
PVC to casing: 2.5"

MW-902S WL: 23.94 to PVC
WD: 31.44 to PVC
Casing: 29"
PVC to casing: 2.5"

MW-902B WL: 32.57 to PVC
WD: 110.77 to PVC
Casing: 23"
PVC to casing: 2.5"

Cuttings from well installation burried onsite in designated area

EBD
10/28/22

11/1/22 Troy Mills Superfund
Troy, NH 04.0190987.33

Purpose: GW Sampling
Weather: Overcast, rain, 50s
Onsite: 0815 - 1800
Personnel: E. Dymess (EBD) (notetaker)
E. Fulton (EAF)
M. Murphy (MEM)
Equipment: Using Unit/Kit #2
Aquatroll: 922696
Hach 2100Q: 9364
Solinst WLM: 379526
MP-10: 3584
Peripump: 039411

0815 EBD, EAF, MEM onsite
Began prep for day
Held H&S tailgate meeting to go over tasks for day

1030 Began set up on MW-701 using unit #2

See low flow form for additional details →

(35) Troy Mills Landfill Superfund Site
Troy / Fitzwilliams NH 10/31/22
04.0190987.33/35

on-site: 0830 - 1730
Weather: Sunny, 50s
Personel: Beth Fulton (EAF) - note taker
Megan Murphy (MEM), Erik Dyrness (EBD)
Task: Synoptic WL round and Base camp set up for groundwater sampling round
Equipment: Heron WL 028308

0830 GZA on-site
United Rentals dropped off gator at site

- MEM and EBD left basecamp for synoptic WL round. EAF remained at base camp to set up and organize

1300 MEM and EBD complete wells they do not require Hexane decon

EAF
1/18/23

Troy Mills Landfill Superfund Site 11/1/22 (36)
Troy / Fitzwilliams NH
04.0190987.33/35

on-site: 0815 - 1800
Weather: overcast / rain, 50s
Personel: Beth Fulton (EAF) - note taker
Megan Murphy (MEM), Erik Dyrness (EBD)
Task: low flow GW sampling
Equipment: Unit #1
AquaTROLL 784826
Hach 2100Q 049932
Heron WL 028308
MP-10 controller 3585
GeoPump 04408
} Unit #1

- H&S meeting
0830 - Cal check equipment
↳ re-calibrated unit 2 AquaTROLL (784826) for specific conductivity and ORP
0930 - Help set up for the day / load vehicles
1030 - set up on M-7
- decon w/ PFAS free DI water
1115 pump start
EF 11/1/22 ~~1230~~ Water was not coming up, spoke with
1210 PM, decided to set up on M-7D and will trouble shoot M-7 dedicated bladder pump at end of day

→

1215
~~1235~~ - Set up on M-7D
EF 11/1/22 ↳ Decon w/ PFAS free DI water
• See low flow sheet for sampling details •
- modified sample location due to historical insufficient recharge.

1245 Sample Start, end at 1345
↳ PFAS, VOCs, 1,4-dioxane SVOCs, Mn

1345 Pump off

1400 MEM Assisting EAF with M-7 bladder pump

1425 Pump start at M-7
- decon w/ PFAS free DI water
• See ~~sampling~~ EF 11/1/22 low flow sheet for sampling details •

1440 Sample start, end at
↳ PFAS, VOCs, 1,4-dioxane, SVOCs, Mn
↳ collected DUP for 1,4-dioxane
- modified sample location because water level is below the top of screen.

→

1540 - Return to base camp
- check bottles / complete COCs
- Assist in WL Hexane decon
- Decon sample pros for tomorrow
- Prep for tomorrow

1730 GZA off-site, locked gate

EAF
11/8/23

Troy Mills Landfill Superfund Site 11/2/22
Troy/Fitzwilliams NH
04.0190987.33/35

On-site: 0810-1720
Weather: Sunny, 50-60s
Task: Low flow groundwater sampling
Personel: Beth Fulton (EAF) - note taker
Megan Murphy (MEM), Erik Dyrness (EBD)
Equipment: Unit #1 (refer to page 86)

0830: H&S meeting
Trip Blank for VOCs
Prep for the day

0925: MEM and EAF off-site / left basecamp for MW-702SX / MW-702D

1000: Set up on MW-702SX.
↳ Decon w/ PFAS Free DI water
• See low flow sheet for sampling details •
↳ Due to historical low water level, dropped pump intake from 11.7 ft to 12.7 ft
↳ attempted full low flow even though water level was below the top of screen based on conversation with PM and high turbidity
1110 Pump start
1235 Sample start, end at 1320
↳ PFAS, VOCs, 1,4 Dioxane, SVOCs, MN →

Troy Mills Landfill Superfund Site
04.0190987.33/35 11/2/22 cont...

1330 - set up on MW-702D
↳ Decon w/ PFAS free DI water
• See low flow sheet for sampling Details •
1400 - Pump start
1430 - Sample start, end at 1500
↳ PFAS, VOCs, 1,4-Dioxane, SVOCs, MN
1430 - MEM off-site
1550 - return to base camp

1600 - cal check → all units passed!

1630 - Assist in checking bottles
- break down for the day

1720 - GZA off-site, locked gate

EAF
1/18/23

Troy Mills Landfill Superfund Site 11/3/22
Troy / Fitzwilliams Nit
04.0190987.33/35

On-site: 0750- 1800
Weather: Sunny, 30s-60s
Task: Low flow groundwater sampling
Personel: Beth Fulton (EAF)- note taker
Erik Dyrness (EBD)
Equipment: Unit #1 (refer to page 86)

0815 - H&S meeting
- Decon Sample Pros
- Prep for the day / load vehicles
- Assist EBD in lowering Sample Pro

1000 Set up on MW-104D
↳ Decon w/ PFAS free DI water
• See low flow sheet for sampling details •
1030 pump start, changed silicone on tubing, old tubing was crimped and not allowing water through
1215 Sample Start, end at 1250
↳ PFAS, VOCs, 1,4-Dioxane, SVOCs, MN

1300 MW-104S pump start
↳ Decon w/ PFAS free DI water
• See low flow sheet for sampling Details •

→

Troy Mills Superfund Site
04.0190987.33/35
11/3/22
cont...

1400 MW-104S Sample Start, end at 1425
↳ PFAS, VOCs, 1,4-Dioxane, SVOCs MN

1415 EBD and EAF collect Staff Gauge reading : 1.35 ft

1490 Return to base camp
- cal check
1530 - Assist in Equipment Blank for Sample Pro
- ~~EBD~~ EF 11/3/22 collect water level from MW-9 (38.98 ft)
- complete COCs and check bottles
- Prep for tomorrow

1800 GZA off-site, locked gate

EAF 11/8/23

Troy/Fitzwilliams NH
04.0190987.33/35

On-Site: 0745-1430
Weather: Sunny, 30s-60s
Personel: Beth Fulton (EAF) - note taker
Erik Dyrness (EBD)
Task: low flow GW sampling
Equipment: Unit #1 (refer to page 86)

- H&S meeting
- measure and cut new tubing for MW-802
- load vehicles

0900 EBD and EAF assist eachother in lowering sampling Pros

0930 Set up on MW-801
↳ Decon w/ PFAS free DI water
• See low flow sheet for sampling details •
1040 Sample start, end at

→

04.0190987.33/35

11/4/22

1130 Set up on MW-802
↳ Decon w/ PFAS free DI water
• See low flow sheet for sampling details •
↳ cut new tubing and changed intake from 32.4 ft to 33.4 ft
↳ modified sample location because water level was below the top of screen
1215 Sample start, end at 1250
↳ PFAS, VOCs, 1,4-Dioxane, SVOCs, MN

1315 EBD assists in pulling sample Pros

1340 Cal check
- Pack equipment for weekend storage

1430 GZA off-site. Heading to Alpha lab with sample coolers

EAF
11/8/23

Troy Mills Landfill Superfund Site 11/14/22
Rockwood Pond Rd, Fitzwilliams, NH
04.0190987, 33/35

On-site: 0800 - 1730
Weather: Sunny, 30s
Personel: Beth Fulton (EAF) - note taker
Erik Dymess (EBD), Megan Murphy (MEM)
Equipment: Unit #1 (refer to notes from 11/1/22
* Heron WL 861021
Task: continue sampling combine EPA PFAS Grant and NHDES 2022 Fall sampling event

0800 EAF and EBD on-site
0830 Begin cal checks → all units passed
0845 H&S tailgate
0900 Set up for the day
- cut tubing
- install sample Pros
- Decon Equipment

1200 Set up on MW-903D, Decon w/ PFAS free water
- Water was not coming up and some water was observed in the air line, talked with PM and after trouble shooting decided to start a different well

→

1330 Set up on MW-903S
↳ Decon w/ PFAS free
• See low flow sheet for sampling details •
1435 Sample start, end at 1500
↳ PFAS, VOCs, 1,4-Dioxane, SVOCs, MN

1520 Return to base camp
1530 Cal check → all units passed!

- Assist in breakdown
- Assist in checking bottles
- collect well bottom measurements from MW-901B, MW-902S, 902B

1730 GZA off-site

EAF
11/18/23

(107) Troy Mills Landfill Superfund Site 11/15/22
Rockwood Pond Rd, Fitzwilliams NH
04.0190987.33/35

On-Site: 0820 - 1815
Weather: Mostly Sunny, 20s - 30s
Personel: Beth Fulton (EAF) - note taker
Erik Dyrness (EBD), Megan Murphy (MEM)
Equipment: Unit #1 (refer to 11-1-22 notes)
& Heron UL 80102
Task: continue sampling EPA PFAS Grant and NHDES Fall 2022 Sampling event

0820 EAF and EBD on-site
- prep for day
- cut tubing
- install Sample Pros in MW-902S and MW-902B

1045 Set up on MW-902B
↳ Decon w/ PFAS free DI water
• See low flow sheet for sampling details •
1345 Sample start, end at 1415
↳ PFAS, VOCs, 1,4-Dioxane, SVOCs, MN

1430 Set up on MW-902S
↳ Decon w/ PFAS free DI water
• See low flow sheet for sampling details •
- modified sample location because water level was below the top of screen →

Troy Mills Landfill Superfund Site (108)
04.0190987.33/35 11/15/22

1500 MW-902S Sample start, end at 1535
↳ PFAS, VOCs, SVOCs, 1,4-Dioxane MN

1600 Return to base camp
1600 MEM collected PFAS sample from TRY_MW-901S using a bailer per DES instruction due to limited water. 1.5 PFAS bottles were filled
MW-901S AquaTroll readings (922690)
pH = 6.6 Temp = 7°C Specific Conduct. = 461
DO = 4.2 ORP = -83

1630 Decon Sample Pro for tomorrow
1700 Cal Check, Unit 2 AquaTroll (Serial 922690) did not pass for specific conductivity, qualified MW-205 MW-903B, and MW-901S

1745 - Assist in break down

1815 - GZA off-site

EAF 11/18/23

Troy Mills Landfill Superfund Site
Rockwood Pond Rd, Fitzwilliams, NH
04.0190987.33/35

On On-site 0945-1700
We Weather Snow/rain, 30s
Pe Task complete sampling, Break down Base Camp, Survey 900 well series and 601B
Eq Personel Beth Fulton (EAF) - note taker
Erik Dymess (EBD), Megan Murphy (MEM)
To Equipment: Unit #1 (refer to 11-1-22 notes)
Of

1000 H&S Tailgate meeting

1015 cut tubing for MW-901B
Assist in lowering Sample PO

1040 Begin to break down Base Camp

1215 Cal Check Unit 1 - Unit passed!

1355 MEM off-site

1400 Begin Well elevation survey

1620 completed individual string survey, went to complete base camp break down

1700 EAF, EBD off-site

EAF 11/8/23

10/28/22 Troy Mills Superfund
Troy, NH 04.0190987.33

MW-901S WL: 37.86 to PVC
WD: 39.04 to PVC
Casing: 30"
PVC to casing: 2.5"

MW-902S WL: 23.94 to PVC
WD: 31.44 to PVC
Casing: 29"
PVC to casing: 2.5"

MW-902B WL: 32.57 to PVC
WD: 110.77 to PVC
Casing: 23"
PVC to casing: 2.5"

Cuttings from well installation burried onsite in designated area

EBD
10/28/22

11/1/22 Troy Mills Superfund
Troy, NH 04.0190987.33

Purpose: GW Sampling
Weather: Overcast, rain, 50s
Onsite: 0815 - 1800
Personnel: E. Dymess (EBD) (notetaker)
E. Fulton (EAF)
M. Murphy (MEM)
Equipment: Using Unit/Kit #2
Aquatroll: 922696
Hach 2100Q: 9364
Solinst WLM: 379526
MP-10: 3584
Peripump: 039411

0815 EBD, EAF, MEM onsite
Began prep for day
Held H&S tailgate meeting to go over tasks for day

1030 Began set up on MW-701 using unit #2

See low flow form for additional details →

Troy Mills Superfund 11/1/22
Troy, NH 04.0190987.33

1205 FIELD BLANK - DYRNESS collected for PFAS

1210 TRY_MW-701 collected
PFAS, VOCs, 1,4-Dioxane, SVOCs, Mn

MW-701 pH lower than 2020, but similar to 2018.

1320 Set up on MW-508X using unit #2, w/ peri pump

After talking to PM, due to low water, peri pump was used in place of sample pro. Intake was lowered from 8.0' → 8.6' to the middle of the water column

See low flow form for additional details

→

Troy Mills Superfund 11/1/22
Troy, NH 04.0190987.33

1425 TRY_MW-508X collected
PFAS, VOCs, 1,4-Dioxane, SVOCs, MN

1545 Returned to base camp
Began end of day activities

1610 Started end of day cal-checks
Baths units passed

1700 WL at MW-101S
Dry @ 30.01, on pump

Hexane decanted WLM

Decanted 2 sample pros to prep for 11/2

1800 All personnel offsite

EBD
11/1/22

Tray Mills Superfund 11/2/22
Tray, NH 04.0190987.33

Purpose: GW Sampling
Weather: Sunny, 50s - 60s
Onsite: 0810 - 1720
Personnel: E. Dymess (ETD)(note taker)
E. Fulton (EAF)
M. Murphy (MEM)
Equip: Using unit #2, see 11/1/22

0810 ETD + EAF onsite
Began prep for day
MEM onsite

0845 Held H&S tailgate and went over tasks for day

0915 Set up on MW-C6D using kit #2, bladder

See low flow form for additional details

1050 TRY_MW-C6D collected
PFAS, VOCs, 1,4-Dioxane, SVOCs, Mn
→

Tray Mills Landfill 11/2/22
Tray, NH 04.0190987.33

Small crimp in discharge tubing above top of PVC cap.

1140 Set up on MW-C6S using kit #2, peri

See low flow sheet for additional details

1225 TRY_MW-C6S collected
PFAS, VOCs, 1,4-Dioxane, SVOCs, Mn

1225 TRY_MW-C6S DUP collected
PFAS, VOCs, 1,4-Dioxane, Mn

1345 Left site to assist EAF at MW-702's

1545 Returned to base camp, began end of day activities
Packed coolers / COCs

1720 All personnel offsite

Troy Mills Superfund 11/3/22
Troy, NH 04.0190987.33

Purpose: GW Sampling
Weather: Sunny, 60s, slight breeze
Onsite: 0750 - 1800
Personnel: E. Dyrness (ETD) (note taker)
E. Fulton (EAF)
Equip: Using unit #2, see 11/1/22

0750 ETD + EAF onsite
Began morning prep
0815 Held H&S tailgate meeting & went over tasks for day

Decomed GED Sample Pro #6649 and #11711

0930 MW-805 WL: 33.86
Deployed SP 11711
0940 MW-301X WL: 38.70
Deployed SP 6649
0945 Helped EAF set up on MW-104's

→

Troy Mills Superfund 11/3/22
Troy, NH 04.0190987.33

1000 Set up on MW-301X using Kit 2, SP 6649

See low flow sheet for additional details

1115 Began sample collection TRY_MW-301X
PFAS, VOCs, 1,4-Dioxane, SVOCs, Mn
1145 Completed sample collection

1215 Set up on MW-805 using Kit 2, SP 11711

After talking to PM, intake was dropped from 37.4-38.1 due to low water.

See low flow sheet for additional details

→

11/3/22 Troy Mills Superfund
Troy, NH 04.0190987.33

1300 Began sample collection
TRY_MW-805
PFAS, 1,4-Dioxane, VOCs, SVOCs, Mn
1340 completed sample collection

1410 Mob to EAF to assist
w/ staff gauge reading
and demob to base camp

1450 Arrived at ~~base camp~~ EBD
MW-301R to retrieve SP
and tubing
1500 Arrived at MW-805 to
retrieve SP and tubing
1515 Returned to base camp
Decomned MW-805 SP
to prepare for EQUIP BLANK

1530 Collected EQUIP BLANK
on SP 11711 for
PFAS, VOCs, 1,4-Dioxane, Mn
→

Troy Mills Superfund 11/3/22
Troy, NH 04.0190987.33

Lab provided PFAS free DI
and normal DI used for
respective sampling.

All 4 SP's decomned
to prep for 11/4.

Coolers packed and checked

1800 All personnel offsite

EBD
11/3/22

11/4/22 Troy Mills Superfund
Troy, NH 04.0190987.33

Purpose: GW Sampling
Weather: Sunny, 30s-60s
onsite: 0745 - 1430
Personnel: E. Dyrness (EBD) (note taker)
E. Fulton (EAF)
Equip: Using unit 2, see 11/1/22

EBD + EAF onsite
Began prep for day

0830 Held H&S tailgate meeting, and went over tasks for day

0900 MW-105D WL: 12.11
Deployed SP 6649

0930 Helped EAF deploy SP's at MW-801 and MW-802

1000 Set up on MW-105D using kit #2, SP 6649

→

Troy Mills Superfund 11/4/22
Troy, NH 04.0190987.33

Water level slightly increased after pump deployment

See low flow sheet for additional details

1040 Began sample collection
TRY-MW-105D
PFAS, VOCs, 1,4-Dioxane, SVOCs, Mn

1115 Completed sample collection

1125 Set up on MW-105S using kit 2, dedicated T1250

See low flow sheet for additional details

1200 Began sample collection
TRY-MW-105S
PFAS, VOCs, 1,4-Dioxane, SVOCs, Mn

1240 Completed sample collection

→

11/4/22 Troy Mills Superfund
Troy, NH 04.0190987.33

1335 Returned to base camp to do end of day tasks

Packed all equip for weekend and secured truck.

Coolers packed for lab
1- PFAS
4- Non-PFAS

1430 All personnel offsite

EBD
11/4/22

11/7/22 Troy Mills Landfill Superfund
Troy, NH 04.0190987.33
ONsite: 0900 - 1730
Weather: Sunny 60s
Purpose: GW Sampling
Personnel: Matt Bergen (MB) Note taker
Megan Murphy (MM)
Equipment AquaTroll:
Hach 2100Q:
Heron: 801021
MP-10: 3585
QED SAMPLE PRO: 34019

0900: MB + MM on site to set up for the week.
- Held Health + Safety meeting
- MM. Calibrated equipment successfully.
- Decanted Part of sample pro to add to Sample pro # 34019

1100 Set up on MW-202P
DTW- 10.55'
tubing length 54.2
PVA = 343.9 mL

→

11/14/22 Troy Mills Superfund
Troy, NH 04.0190987.33

Purpose: GW Sampling
Weather: ~~0800~~ EBD Sunny, 40s, windy
Onsite: 0800 - 1730
Personnel: E. Dyrness (EBD)(note taker)
E. Fulton (EAF)
M. Murphy (MEM)

Equip: Using Unit #2
AquaTroll: 922696
WLM: Solinst 379526
Hach: 2100Q 9364
Pump: GED SP R6649

0800 EBD & EAF onsite began prep & setup
0830 Held H&S tailgate meeting
Decon'd WLM w/ Hexane
Decon'd SP's (x3)
Cut tubing for 903S/B & 601B
0900 Created VOC trip blank

1115 Assisted EAF deploy SP's at MW-903S/B

→

11/14/22 Troy Mills Superfund
Troy, NH 04.0190987.33

1150 Set up at MW-601B
WL: 26.05 SP: R6649
1215 MEM onsite
MW-601B, using unit 2
water level slightly increased after pump deployment
See low flow sheet for additional details *
1500 Began sample collection
PFAS, VOCs, 1,4-Dioxane, SVOCs, Mn
1540 Completed sample collection

* After 5-min reading, pH & ORP not reading, paused test, disconnected unit, reset, continued test at 11-min

1600 Return to base camp
Began cooler prep
MW-901B : 74.44 + weight
MW-902S : 31.10 + weight
MW-902B : 110.36 + weight
1730 offsite

11/15/22 Troy Mills Landfill
Troy, NH 04.0190987.33

Purpose: GW Sampling
Weather: Mostly Sunny, 18-30s
Onsite: 0820 - 1815
Personnel: E. Dyrness (EBD)(note taker)
E. Fulton (EAF)
M. Murphy (MEM)
Equip: Using Kit #2, see 11/14/22

0820 EBD & EAF onsite
Began warming up equipment and daily prep, sub freezing
0830 Held H&S tailgate meeting
MEM onsite
1015 Assisted EAF to deploy SP at MW-902S/B

1045 Set up at MW-205
Using kit #2, MP10 3584, T-1250

See low flow sheet for additional details

→

11/15/22 Troy Mills Superfund
Troy, NH 04.0190987.33

A water level could not be collected after the 5-min mark due to an obstruction / or top of pump at 35.90'
Flow decreased while filling the metals bottle.

1130 Began sample collection
PFAS, VOCs, 1,4-Dioxane, SVOCs, Mn
1215 Completed sample collection
1530 Collected EQUIP BLANK on WLM after Hexane decon.

1330 Set up on MW-903B
using unit 2, SP 34019

See low flow sheet for additional details

1555 Began sample collection
PFAS, VOCs, 1,4-Dioxane, SVOCs, Mn
1640 Completed sample collection

→

11/15/22 Troy Mills Superfund
Troy, NH 04.0190987.33

1700 Returned to site
Began end of day cordons, COCs,

1815 All personnel offsite

EBD

11/15/22

11/16/22 Troy Mills Landfill Superfund
Troy, NH 04.0190987.33

Purpose: GW Sampling & Survey
Weather: Rain/Snow, 30s
Onsite: 0945 - 1700
Personnel: E. Dyrness (EBD) (notetaker)
E. Fulton (EAF), M. Murphy (MEM)
Equipment: Using Kit #1
Aqua troll: 784826
WLM: Solinst 379526
Hach: 2100Q 0582
pump: MP10 3584, SP 22415

0945 EBD, EAF, MEM onsite
prepped for day
1000 Held H&S tailgate meeting
1000 Created VOC trip blank

1030 Set up on MW-901B
Using Kit #1
Initial WL: 34.28, pre pump (SP)
See low flow sheet for
additional details

→

11/16/22 Troy Mills Superfund
Troy, NH 04.0190987.33

1150 Began sample collection
PFAS, VOCs, 1,4-Dioxane, SVOCs, Mn
1225 completed sample collection

1330 Returned to base camp
to begin packing up
1455 MEM offsite w/ samples

1400 Began survey
Individual strings
1620 completed survey
all loops

1630 Brought UTV back to site
1700 Completed packing box truck
1700 All personnel offsite

EBD
11/16/22

11/17/22 Troy Mills Superfund
Troy, NH 04.0190987.33

Purpose: Well Survey
Weather: Partly Sunny, snow, 30s
Onsite: 0830 - 1300
Personnel: E. Dyness (EBD) (rod taker)
E. Fulton (EAF)

0830 EBD + EAF onsite
prepped for survey
0840 Held H&S tailgate
0850 Began survey

1220 completed survey
closed loop +/- 0.06
of 0.19 tolerance

1245 Dropped UTV at end
of 196 Rockwood Pond
driveway for pickup

1300 All personnel and equipment
offsite

→

11/17/22

Troy Mills Landfill
Troy, NH 04.0190987.33

ID	BS (+)	FS (-)	HOI	Elev.	Notes
Bench	2.69		1063.67	1060.98	Sik benchmark
Jump-1		1.05		1062.62	
	8.75		1071.37		
Jump-2		0.77		1070.60	
	15.17		1085.77		
MW-601S		8.40		1077.37	PVC
MW-601B		5.24		1080.53	PVC
MW-601B		4.45		1081.32	Casing
MW-601B		8.67		1077.10	G.S.
Jump-3		0.65		1085.12	
	6.58		1091.70		
Jump-4		4.89		1086.81	
	18.18		1104.99		
Jump-5		7.02		1097.97	
	6.35		1104.32		
MW-901S		1.57		1102.75	PVC
MW-901S		1.35		1102.97	Casing
MW-901S		3.88		1100.44	G.S.
MW-901B		2.30		1102.02	PVC
MW-901B		2.07		1102.25	Casing
MW-901B		4.00		1100.32	G.S.

→

11/17/22

Troy Mills Superfund
Troy, NH 04.0190987.33

ID	BS (+)	FS (-)	HOI	Elev	Notes
Jump-6		12.76		1091.56	
	2.58		1094.14		
Jump-7		13.42		1080.72	
	2.93		1083.65		
Jump-8		10.28		1073.37	
	2.12		1075.49		
Jump-9		11.28		1064.21	
	5.21		1069.42		
MW-902S		3.45		1065.97	PVC
MW-902S		3.26		1066.16	casing
MW-902S		5.78		1063.64	G.S.
MW-902B		4.26		1065.16	PVC
MW-902B		3.97		1065.45	Casing
MW-902B		5.83		1063.59	G.S.
Jump-10		8.58		1060.84	
	0.38		1061.22		
Jump-11		13.68		1047.54	
	0.35		1047.89		
Jump-12		14.00		1033.89	
	4.75		1038.64		

→

138

11/17/22

Troy Mills Superfund

Troy, NH 04.0190987.33

ID	BS (+)	FS (-)	HOI	Elev	Notes
MW-903S		2.65		1035.99	PVC
MW-903S		2.39		1036.25	Casing
MW-903S		5.46		1033.18	G.S.
MW-903B		3.15		1035.49	PVC
MW-903B		2.93		1035.71	casing
MW-903B		5.29		1033.35	G.S.
Jump-13		5.25		1033.39	
	5.66		1039.05		
Jump-14		5.14		1033.91	
	4.19		1038.10		
Jump-15		4.69		1033.41	
	6.11		1039.52		
Jump-16		3.07		1036.45	
	6.33		1042.78		
Jump-17		2.68		1040.10	
	9.20		1049.30		
Jump-18		0.55		1048.75	
	7.94		1056.69		
Jump-19		1.01		1055.68	
	8.08		1063.76		
Bench		2.72		1061.04	Bench

11/7/22

TROY MILLS LANDFILL, SUPERFUND SITE
CS Rockwood Pond Road, Fitzwilliam, NH
LL 04.0190987.33/.35
TT TIME ON SITE: 0900 - 1730
T WEATHER: 50s - 70s
PERSONNEL: M. Murphy (MEM - notetaker); M. Bergen (MJB)
FT TASK: Continue combined sampling off EPH PFAS Grant Fund and NHDES Fall 2022 sampling event
EQUIP: AquaTroll # 922696
Hach 2100Q # 390364
Heron Water Level # 028309
MP-10 Controller # MP10-3584
} UNIT #2

0900 - GZA on-site
- perform HTS tailgate meeting
- perform cal. checks - both units passed!
- prep for day

1115 - Set up at TRY-MW-102
↳ decon. w/ PFAS-free DI water
• REFER TO LOW FLOW SHEETS FOR ADDITIONAL SAMPLING DETAILS •

1245 - FIELD BLANK - MURPHY collected
1250 - sample start - 1325 sample end
↳ PFAS, VOCs, 1,4-dioxane, SVOCs, Total Mn

→

Cont... Troy Mills Landfill Superfund Site 11/7/22
04.0190987.33/.35

1345 - Return to Base Camp
- Secure samples / AquaTroll
- Continue purging MW-902B

1430 - Collected Unit #1 AquaTroll from MJB

1450 - Return to Base Camp and begin cal. checks on UNIT #1 and UNIT #2
↳ both units passed!

1545 - MJB returned to Base Camp
- break down equip.
- decon. 4 sample pros
- prep for demobs
- COC and bottle check / prep

1730 - GZA off site; gator, box truck, and gate locked

ETD
1/24/23

TROY MILLS LANDFILL SUPERFUND SITE 11-8-22
Rockwood Pond Rd., Fitzwilliam, NH
04.0190987.33/.35

TIME ONSITE: 0745-1730
WEATHER: 30s-40s, sunny, windy
PERSONNEL: M. Murphy (MEM-notetaker), M. Bergen (MJB)
TASK: Cont. combined GW sampling of EPA PFAS Grant and NHDES Fall 2022 sampling event
EQUIP: UNIT #2 (refer to 11-7-22 notes)

0745 - GZA on-site
- perform H+S tailgate meeting
- prep for day
- MJB - fished bailer out of MW-901S
↳ approx 5" of silty water in bailer

0940 - Set up at MW-501D
↳ decon. with PFAS-free DI water
• SEE LOW FLOW SAMPLING SHEETS FOR ADDITIONAL DETAILS •
→ purge/low-flow rates varied by up to 10-15 mL/min. May indicate pump needs maintenance

1150 ~~1235~~ MM - Sample start; 1235 end
↳ PFAS, VOCs, 1,4-D, SVOCs, Total Mn

→

cont... Troy Mills Landfill Superfund Site 11/8/22
04.0190987.33/.35

1315 - Set up at TRY_MW-501X
↳ initial decon. PFAS-free DI water
- Sample Pro #R-6649
• Refer to LOW FLOW SHEETS FOR ADDITIONAL SAMPLING DETAILS •
★ Due to high turbidity (>25 NTU), sample order rearranged to sample PFAS and Total Mn last ★
Turbidity prior to collection of:
· PFAS: 155 NTU
★ Total Mn: 85 NTU
↳ collected as dissolved after field filtering

1345 - Sample start; 1440 end
↳ VOCs, 1,4-D, SVOCs, PFAS, Diss. Mn.

1530 - Return to Base Camp
- break down/prep equip.
- cal. check unit #1 + #2: UNIT #2's pH meter did NOT pass. Recal'ed and checked - passed! MW-501D and -501X qualified for pH.

1730 - GZA off-site; locked gate

TROY MILLS LANDFILL SUPERFUND SITE 11-9-22
Rockwood Pond Rd., Fitzwilliam, NH
04.0190987.33/.35

TIME ONSITE: 0745 - 1700
WEATHER: 20s - 50s, sunny
PERSONNEL: M Murphy (MEM, notetaker), M. Bergen (MJB)
TASK: Continue sampling combined EPA PFAS Grant and NHDES Fall 2022 sampling event
EQUIP: UNIT #2 (refer to 11-7-22 notes)

0745 - GZA on-site
- perform H+S tailgate meeting
- set up/prep for day
  ↳ beginning DEHP-impacted wells
- begin developing MW-901B
- WL at MW-901S: 38.50'

0945 - Set up at TRY_MW-102
↳ initial decon. w/ PFAS-free DI water
- Sample Pro# 22415
• REFER TO LOW FLOW SHEETS FOR ADDITIONAL SAMPLING DETAILS •

1240 - Sample start; 1335 - sample end
↳ PFAS, VOCs, SVOCs, 1,4-D., Dissolved Mn

→

Cont... Troy Mills Landfill Superfund Site 11-9-22
04.0190987.33/.35

*Due to high turbidity (>25 NTU), sample for PFAS and metals re-measured prior to collecting:
PFAS: 43 NTU
Total Mn: 42 NTU
↳ collected as Dissolved Mn after field filtering

1430 - Set up at TRY_MW-101D
↳ prior to starting, MJB indicated TRY_MW-201SX bladder pump was clogged and needed assistence to pull and clean it.
Due to time of day, PM decided to "call it" and began packing up.

MM 1600 ~~1530~~ - Return to Base Camp
↳ break down equip.
↳ decon equip.

1700 - GZA off-site; locked truck, gator, gate

1845 - Began cal. checks at hotel
↳ both Units passed!

TROY MILLS LANDFILL SUPERFUND SITE 11-10-22
Rockwood Pond Road, Fitzwilliam, NH
04.0190987.33/.35

TIME ONSITE: 0745 - 1815
WEATHER: 30s-60s, sunny
PERSONNEL: M. Murphy (MEM-notetaker), M. Bergen (MJB)
TASK: Continue sampling combined EPA PFAS Grant and NHDES Fall 2022 sampling event
EQUIP: UNIT #2 (refer to 11-7-22 notes)

0745- GZA on-site
↳ perform H+S tailgate meeting
- set up/prep for day
- continue developing MW-901B

0915- Set up at TRY_MW-101D
↳ decon. with PFAS-free DI water
• REFER TO LOW FLOW SHEET FOR ADDITIONAL SAMPLING DETAILS •

1000- Sample start; 1050- sample end
↳ PFAS, VOCs, 1,4-D, SVOCs, Total Mn

1040- Haley Puntin (GZA) on-site to collect sample coolers to bring to the lab.

→

Troy Mills Landfill Superfund Site 11-10-22
04.0190987.33/.35

1115- Return to Base Camp to begin hexane decon. of water level meters

1230- Kate McDonald (GZA-QA/QC officer) on-site

1300- Set up at TRY_MW-A28
↳ decon. w/ PFAS-free DI water
- Geopump #039411
• REFER TO LOW FLOW SHEET FOR ADDITIONAL SAMPLING DETAILS •

1400- Sample start; end at 1515
↳ PFAS, VOCs, 1,4-D, SVOCs, Total Mn
↳ DUP: SVOCs

1545- Return to Base Camp
- break down equip./resupply kits
- decon 2 water levels with Hexane
- prep coolers, samples, and COCs
- cal. check units - both passed!

1815- GZA off-site; locked truck, gator, gate

Troy Mills Landfill Superfund Site 11-11-22
Rockwood Pond Road, Fitzwilliam, NH
04.0190987.33/.35

Time on site: 0745 - 1730
Weather: 40s-60s, cloudy - rain during afternoon
Personnel: M. Murphy (MEM-notetaker), M. Bergen (MJB)
Task: Perform Leachate and Surface water sampling as part of NHDES ~~Sur~~ fall MM 2022 sampling event
Equip: Unit #1 (refer to MJB notes 11-7-22)

0745 - GZA on-site
- perform H+S tailgate meeting
- set up/prep for today samples

0830 - Set up at TRY_MW-205
↳ decon. w/ PFAS-free DI water
* After purging ~150mL, bladder pump clogged and required to be pulled and cleaned with DI water. Pulled pump and dislodged ball valve, before reinstalling pump and tubing. Well to be sampled next week (11/14/22 - 11/16/22).

0945 - Returned to Base Camp to prep. for Surface Water and Leachate Sampling.

→

Troy Mills Landfill Superfund Site 11-11-22
04.0190987.33/.35

1045 - Began Surface water/leachate sampling round → refer to MJB notes and WorkSheet for additional details

1510 - Return to Base Camp
- cal. check Unit #1 - passed!
- break down equip.; store site for weekend
- install new bailer at MW-901S
- complete development of MW-901B and MW-902S (~75gal. purged)

1730 - GZA off-site; locked truck, gator, gate

EBD
1/24/23

11/4/22 Troy Mills Superfund
Troy, NH 04.0190987.33

1335 Returned to base camp to do end of day tasks

Packed all equip for weekend and secured truck.

Coolers packed for lab
1- PFAS
4- Non-PFAS

1430 All personnel offsite

EBD
11/4/22

11/7/22 Troy Mills Landfill Superfund
Troy, NH 04.0190987.33
ONsite: 0900 - 1730
Weather: Sunny 60s
Purpose: GW Sampling
Personnel: Matt Bergen (MB) Note taker
Megan Murphy (MM)
Equipment AquaTroll:
Hach 2100Q:
Heron: 801021
MP-10: 3585
QED SAMPLE PRO: 34019

0900: MB + MM on site to set up for the week.
- Held Health + Safety meeting
- MM. Calibrated equipment successfully.
- Decanted Part of sample pro to add to Sample pro # 34019

1100 Set up on MW-202P
DTW- 10.55'
tubing length 54.2
PVA = 343.9 mL

→

11/7/22 Troy Mills landfill Superfund site
04.0190987.33

MW-202P continued - - -
start time 1220 hrs
initial pressure 35 psi
Refill: 50 sec
Discharge 10 sec
Adjusted flows for first 10 mins.
1421 hrs stabilized
Purge vol 5L
FIELD BLANK-BERGEN for PFAS
collected @ 1425 hrs
TRY-MW-202P collected @ 1430 hrs
for PFAS, VOC, 1,4 Dioxane, SVOC +
metals.
Sample collected successfully. Please
see sample log for more details

- While sampling MM took the
aquatroll & Hach to check calibration.

Final WL = 11.13'
Final vol = 5.6L
Pump = 1515

→

11/7/22 Troy Mill Landfill Superfund Site
04.0190987.33

- MM Helped pull pump from
MW-202P
Clean up and haul back to
base camp

Returned to base camp
Decanned All 4 Sample Pres.
MM closed up rest of
base camp, CoCs, equipment

1830 - GZA left and locked
site.

11/7/22
MJB

11/8/22 Troy Mills Landfill Superfund
Troy, NH 04.0190987.33
Onsite. 0745 - 1730
Weather: Sunny, high of 40s
Purpose: GW Sampling
Personnel Matt Bogan (MB) Nutshell
Megan Murphy (MM)
Equipment: Same as 11/7/22 except No Sample Pro

0745 : GZA on site and setup
Hold health & Safety.
Retrieved Bailer from MW 901S
There was ~ 6" of water in the bailer
DTW = 38.70 ft DTB - 39.0' from PVC
MM set up for the day

0925 Set up on MW-601D
DTW = 25.19 - above screen
PVC = 365.95 mL tubing length = 59.1'
initial Pressure = 35 PSI
Refill 58 sec.
Discharge 2 sec
- Had to adjust flow times

→

11/8/22 Troy Mills Landfill Superfund
Troy, NH 04.0190987.33
See logs for details
Stabalized @ 1156 vol 5,100 mL
Sample - 1200 - 1238
Collected TRY_MW-601D
for PFAS, VOCs, 1,4 Dioxane, SVOCs + Total Mn, low flow
See logs for more details
Final wl = 28.25
Final vol = 6,000 mL

- Helped MM install Sample Pro at MW-501X

1310 Set up on MW-601S
initial wl = 24.17' -> below screen
~~Sta~~ will be Modified Sample
tubing length = 30.3
PVC = 336.35 mL Start 1345
Initial Pressure 25 PSI
Refill 2 57 sec
Discharge 3 sec
No special Notes
see log for details

→

11/8/22 Troy Mills Landfill Landfill.
Troy, NH 04.0190987.33
Sample @ 14:00 - 14:40
Collected TRY_MW-601S for
PFAS, VOCs, 1,4Dioxane, SVOCs - T-Mn

Final WL = 24.34'
Final DO = 1.000 mg

1520 Return to base camp
Set Waterra up on TRY_MW-902S
- water silty, purged ~60 mins
~30 gal, still silty.
Checked sampler + cords
And picked up site
MM calibrated - Aquatrol #2
pH did not pass will need
to qualify.

1730 GZA locked + left site

11/8/22
MOB

11/9/22 Troy Mills Landfill Superfund
Troy, NH 04.0190987.33
onsite: 0745 - 1700
Weather: Sunny 50s
Purpose: GW Sampling
Personnel: Matt Bergen (MB) Nate Baker Megan Murphy (MM)
Equipment: Same as 11/7 Except no Sample Air

0745 GZA onsite: start set up
for the day
- Mills health + safety meeting
- Set up Waterra hydrolift on
MW-601S
DTW - 34.85' → from PVC
DTB 74.77
~~Flow rate~~ MOB Generator will not
work, did not develop today
- Set up for rest of day

0940 Set up on MW
DTW - 4.40 WL above screen → low flow sample
Initial Pressure 30 psi
refill - 45 sec discharge = 15 sec

→

11/9/22 Troy Mills Landfill Superfund
04.01.90.087.33
tubing length = 56.5'
intake: 55.0'
PVR = 768.05 mL

Start: 1048 hrs
* Noticed after starting pumping that the initial WL of 4.40 ft was a false reading. Actual WL was ~9.5 ft which is below screen interval based on table 4. However, based on Note 5 in table 4, indicating well construction has not been confirmed, MM said to sample via low flow methods even though may be in screen

- sample stabalized @ 1241 hrs
Sampled - 1245 - 1305 hrs.
Final pressure 30 psi
discharge 45 sec
Refill 15 sec
Vol = 11 L

→

11/9/22 Troy Mills Landfill Superfund
04.01.90.087.33
- Collected TRY-MW-1 for PFAS, VOCs, 1,4 Dioxane + T-MW + SVOCs
Final WL = 9.68'
Final Vol = 12,000 mL

See low flow logs for more details.

1340 Set up on MW-2015X

DTW = 8.36
initial pressure: 13 psi Tubing = 14.7'
Refill: 55 sec intake = 12.2'
discharge: 3 sec PVR = 160.17 mL

Start 1432 hrs:
* After one push pump stopped working. Pulled pump & unclogged check valve. Replaced pump ~~and~~ MB in well. Will return tomorrow to collect sample.

→

11/9/22 Troy Mills Landfill Superfund
04.0090987.33

*For MW-201SX Recommend pulling and cleaning during next WL round, before sampling. Unless pump is sent away to be professionally cleaned.

1545 Returned to Base camp.
- MM cleaned up and checked samples + COCs.
MM will perform cal check at hotel.

1700 GZA left and locked site.

11/9/22
MJB

11/10/22 TROY MILLS LANDFILL SUPERFUND
TROY, NH 04.0090987.33

Onsite: 0745 - 1845
Weather: Sunny 30-60s
Purpose: GW Sampling
Personnel: Matt Bergen (MB) Note taker
Megan Murphy (MM)
Equipment: Same as 11/7 except ~~for~~ no Sample pro.

0745 GZA onsite and set up for the day.
- Held health + safety meeting
- Set up hydrolift on MW-01B → start pumping ~ 1 gal/min
- Continue setting up for the day.

0900 Set up on MW-201SX
DTW = 2.42 - below top of screen → modified sample.
Initial pressure: 13 psi tubing = 14.7 ft
Refill 57 sec intake: 12.2 ft
discharge 3 sec PVR = 166.15 mL
Start 0941 hrs

→

11/10/22 Troy Mills Landfill Superfund

... MW-201SX continued)
Vol purged: 2.88 mL
Sample 0955 - 1035 hrs.
Sampled TRY_MW-201SX for
PFAS, VOCs, 1,4 Dioxane, SVOCs
+ T. Mn.
Final WL: 8.43 ft
Final Vol 500 mL

See low flow sheets for more details.

1040 Haley Puntin (HP) w/ GZA onsite. HP on site to ~~get~~ and take samples to lab and take pictures and photos of work.

1055 Returned ⊥ base camp
↳ MW-801B went dry (saw stopped pumping) pumped ~ 100 gal. Turned off generator

Mm returned to ~~site~~ base camp

→

11/10/22 Troy Mills Landfill Superfund

and performed hexane decon on water level meters.

1230 Kate McDonald on site.

1245 Set up on MW-204
initial DTW: 24.10'
Tubing: 33.3 ft
Initial pressure: 20 psi; intake 31.3 ft
refill 45 sec PVR. 249.85 ft
discharge 14 sec.

Since MW-804 was measured dry during initial WL round MW-204 was chosen to use + called duplicate sample. In addition since MW-804 was suppose to be sampled via low flow methods even if WL was below top of screen, it was determined to sample MW-204 in the same manner.

→

14/10/22 Troy Mills Landfill Superfund
04.0190987.33

Start: 1322 hrs
stable @ 1402 hrs
Vol: 2,000 mL
sample: 1405 - 1514 hrs
Sampled ~~MW~~ MW TRY-MW-204
for PFAS, VOCs, 1,4 Dioxane, SVOCs + T. Mn.
Final DTW: 24.34 ft
Final Vol: 2,900 mL
See low flow sheets for more details.

1545: Returned to base camp.
Checked sampler + cooler
mm performed Cal check.
continued pumping on MW-901B
@ ~ 1 gal/min.
- Performed hexane decon on WL meters.

~ 150 total gallons were purged from MW-901B. Water was clear.

→

14/10/22 Troy Mills Landfill Superfund
04.0190987.33

1845 GZA left and locked site.

14/10/22
MDB

11/14/22 TROY MILLS LANDFILL SUPERFUND
TROY, NH 04.0190087.33
Onsite: 0745-1730
Weather 40s-60s possible rain
Purpose: Surface water & leachate sampling
Personnel: Matt Bergen (MB) Note taker
Megan Murphy (MM)
Equipment Aquatrol: 784826
17AC172100Q: 49932

0745: GZA onsite for the day
Attend health and safety meeting

- MM set up on MW-205.
- MB confirmed that MW-101S MW-803, and MW-804 wells still dry ~ water below top of pumps.
  MW-101S top of pump ~ 23.0'
  MW-803 top of pump ~ 29.2'
  MW-804 top of pump ~ 32.4'

- MM can not pump on MW-205 check valve stuck

→

11/14/22 Troy Mills Landfill Superfund
04.0190087.33
Assisted MM in pulling and cleaning MW-205.
Reinstalled pump, MW-205 will be sampled @ a later date.

0945 Returned to base camp set up for surface water and leachate sampling

1045 Begin surface water & leachate sampling

1115 Arrived @ SW-100 collected TRY-SW-100 @ 1120. See SW Sheets for details
MM Took photos of area.

1150 Arrived Leachate U. Sample area dry unable to collect sample. Refer to photos taken of location by MM.

1230 Arrived @ SW-3 collected TRY-SW-3 @ 1225hrs and duplicate

→

11/6/22 TROY MILLS LANDFILL Superfund
04.0190987.33

SW-3 continued... See SW work sheet for details

1300 Arrived @ Leachate location
Leaf + Flock littered bottom, minimal flow ~ 3 inches deep, flock covered surface.
Collected TRY_SW-LEACHATE and DUP @ 1310.
MM Took photos of area.

1400 arrived @ SW-4, Collected sample @ 1410 hrs - TRY_SW-4
See SW Work Sheet for more details.

1425 Arrived @ SW-1. Collected ~~TRY~~_SW-1 @ 1430. See SW worksheet for details.
SW samples were collected for VOCs, SVOCs, MN, Hardness + PFAS.

→

11/11/22 TROY MILLS LANDFILL Superfund
04.0190987.33

* Leachate was analyzed for VOCs, SVOCs, MN, Hardness + PFAS

* Started purging on MW-902S ~~with~~ MB w/ hydrolift ~ 1330 @ ~ 0.5 gpm.

1510 Returned to base camp
- MM performed Cal check
- Checked samples and COCs
- Complete purging MW-902S (~ 75 gal) water clear
- Clean up site.

1730 GZA left and locked site.

* DES Decided Not to run PFAS samples for surface water and leachate samples

11/11/22
MJB

Appendix F – Site Photographic Log

Fall 2022 Drilling and Well Installation Activities

Photo No. 1	MW-601B monitoring well installation (9/19/22)

Photo No. 2	MW-601B post installation (9/23/22); facing northwest

Photo No. 3	MW-901B monitoring well installation (10/20/22); facing east

Photo No. 4	Sonic cores of bedrock from MW-901B (10/26/22)

Photo No. 5	MW-901S monitoring well installation (10/21/22); facing east

Photo No. 6	MW-901S post installation (10/28/22)

Photo No. 7	MW-901B and MW-901S post installation (2/13/23); facing east

Photo No. 8	Typical view of textile waste materials encountered at MW-901 (10/2/22)

Photo No. 9	Typical view of textile waste materials encountered at MW-901 (10/28/22)

Photo No. 10	Typical view of textile waste materials encountered at MW-901 (10/28/22)

Photo No. 11	MW-902B monitoring well installation (10/22/22); facing west

Photo No. 12	MW-902B monitoring well installation (9/29/22); facing southeast

Photo No. 13	MW-902B and MW-902S post installation (2/13/23); facing west

Photo No. 14	Typical view of textile waste materials encountered at MW-902 (10/22/22)

Photo No. 15	Typical view of textile waste materials encountered at MW-902 (10/22/22)

Photo No. 16	Typical view of textile waste materials encountered at MW-902 (10/22/22)

Photo No. 17	Typical view of textile waste materials encountered at MW-902 (10/22/22)

Photo No. 18	Textile waste materials found around the perimeter of the MW-902 field on the slope and ground surface (9/29/22)

Photo No. 19	Textile waste materials found around the perimeter of the MW-902 field on the slope and ground surface (9/29/22)

Photo No. 20	Textile waste materials found around the perimeter of the MW-902 field on the slope and ground surface (9/29/22)

Photo No. 21	Typical view of subsurface and fabric material encountered at MW-902 while using auger drilling techniques (9/30/22)

Photo No. 22	MW-903S monitoring well installation (9/27/22)

Photo No. 23	MW-903B monitoring well installation (9/26/22)

Photo No. 24	MW-903B and MW-903S post installation (9/29/22); facing south

Photo No. 25	MW-903B and MW-903S post installation (2/13/23); facing north

Photo No. 26	Decontamination of drilling materials (9/27/22)

Fall 2022 Groundwater Sampling Activities

Photo No. 1	Re-labeled "Private Property" sign on south entrance gate (11/17/22); facing north

Photo No. 2	Base camp for Fall 2022 sampling season (10/31/22)

Photo No. 3	Solid waste landfill capped area (11/3/22); facing east

Photo No. 4	Sampling location SW-1 (11/11/22); facing south

Photo No. 5	Sampling location SW-3 (11/11/22); facing west

Photo No. 6	Staff gauge and sampling location SW-4 (11/11/22); facing north

Photo No. 7	Sampling location SW-100 (11/11/22); facing north

Photo No. 8	Beaver dam located south of SW-100 (10/31/22); facing south

Photo No. 9	Sampling location SW-LEACHATE (11/11/22); facing east

Photo No. 10	Wooded area west of SW-LEACHATE location (11/11/22); facing west

Photo No. 11	SW-LEACH-B location observed to be dry (11/11/22); facing south

Photo No. 12	Rockwood Brook looking south toward SW-4 (11/11/22)

Photo No. 13	Low-flow groundwater sampling setup (11/17/22)

Photo No. 14	Level survey of wells installed Fall 2022 (11/17/22); facing west

Appendix G – Boring Logs

TEST BORING LOG

GZA GeoEnvironmental, Inc.
Engineers and Scientists

Troy Mills Landfill Superfund Site
Troy, New Hampshire

EXPLORATION NO.: MW-601B
SHEET: 1 of 3
PROJECT NO: 04.0190987.00
REVIEWED BY: M. Murphy

Logged By: E. Dyrness
Drilling Co.: Drilex Environmental, Inc.
Foreman: J. Hastings

Type of Rig: ATV
Rig Model: CME 55
Drilling Method: HSA

Boring Location: See Plan
Ground Surface Elev. (ft.):
Final Boring Depth (ft.): 83
Date Start - Finish: 9/19/2022 - 9/22/2022

H. Datum:
V. Datum:

Hammer Type: Auto
Hammer Weight (lb.): 140 lbs
Hammer Fall (in.): 30"
Auger or Casing O.D./I.D Dia (in.): 4 1/4"

Sampler Type: Split Spoon
Sampler O.D. (in.): 2"
Sampler Length (in.): 24"
Rock Core Size: 60"

Groundwater Depth (ft.)

Date	Time	Stab. Time	Water	Casing
N/A	N/A	N/A	N/A	N/A

Depth (ft)	Casing Blows/ (Core Rate)	Sample No.	Sample Depth (ft.)	Pen. (in)	Rec. (in)	Blows (RQD)	SPT Value	Sample Description Modified Burmister	Remark	Field Test Data	Stratum Description Depth (ft.)	Stratum Description Elev. (ft.)
		S-1	0.0-2.0	24	20	2 2 3 3	5	S-1: 0-10": Loose, dark brown, fine SAND and Silt, Organics, Topsoil, trace Gravel, moist. 10- 20": Loose, tan, fine to medium SAND, moist.	1 2	ND	1 TOPSOIL	
5		S-2	5.0-7.0	24	17	2 2 5 4	7	S-2: Loose, brown, fine to medium SAND, trace Silt, trace Gravel, moist.		ND		
10		S-3	10.0-12.0	24	22	2 2 1 2	3	S-3: Very loose, brown, fine to medium SAND, trace Gravel, trace Silt, moist. Wood/Organic layer 17- 19".	3	ND		
15		S-4	15.0-17.0	17	15	27 57 100 /5"	>100	S-4: 0- 4": Very dense, brown, fine to medium SAND, some Gravel, little Silty Clay at top, moist. 4- 15": Very dense, white/gray, fine to medium SAND and ROCKS, rock in tip.	4	18	SAND AND GRAVEL	
20		S-5	20.0-22.0	17	14	18 37 100 /5"	>100	S-5: 0- 4": Very dense, brown, fine to medium SAND and Gravel, moist. 5- 14": Very dense, tan, fine to medium SAND, trace Gravel, moist/wet. Rock 4- 5", Rock in tip.		ND		
25		S-6	25.0-27.0	11	11	32 100 /5"		S-6: Very dense, gray, fine to medium SAND, some Silt, trace Gravel, wet.		1		
30												

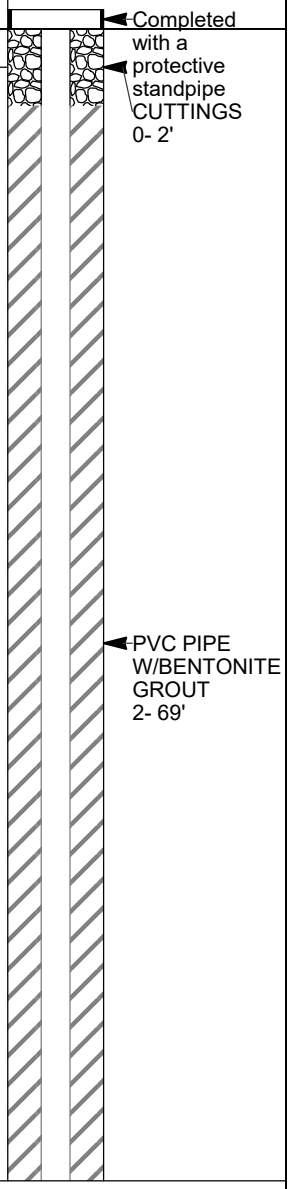

REMARKS

1 - Soil samples field screened for volatile organic compounds (VOCs) with an 11.7 ev lamp miniRAE 3000 photoionization detector (PID). Values represent meter response in parts per million (ppm) above background values for each sample. ND = None Detected above background.
2 - TRY_MW-601B-1 collected at 0930 9/19/22 from S-1, 0-6".
3 - Some blue sediment in tip.
4 - TRY_MW-601B-2 collected at 1010 9/19/22 from S-4, 0-4".

See Log Key for explanation of sample description and identification procedures. Stratification lines represent approximate boundaries between soil and bedrock types. Actual transitions may be gradual. Water level readings have been made at the times and under the conditions stated. Fluctuations of groundwater may occur due to other factors than those present at the times the measurements were made.

Exploration No.: MW-601B

GZA PLOG LIBRARY 03-20-2018.GLB; GZA TEMPLATE TEST BORING W/ EQUIP.; 1/11/2023; 3:59:11 PM

TEST BORING LOG

GZA GeoEnvironmental, Inc.
Engineers and Scientists

Troy Mills Landfill Superfund Site
Troy, New Hampshire

EXPLORATION NO.: MW-601B
SHEET: 2 of 3
PROJECT NO: 04.0190987.00
REVIEWED BY: M. Murphy

Logged By: E. Dyrness
Drilling Co.: Drilex Environmental, Inc.
Foreman: J. Hastings

Type of Rig: ATV
Rig Model: CME 55
Drilling Method: HSA

Boring Location: See Plan
Ground Surface Elev. (ft.):
Final Boring Depth (ft.): 83
Date Start - Finish: 9/19/2022 - 9/22/2022

H. Datum:
V. Datum:

Hammer Type: Auto
Hammer Weight (lb.): 140 lbs
Hammer Fall (in.): 30"
Auger or Casing O.D./I.D Dia (in.): 4 1/4"

Sampler Type: Split Spoon
Sampler O.D. (in.): 2"
Sampler Length (in.): 24"
Rock Core Size: 60"

Groundwater Depth (ft.)				
Date	Time	Stab. Time	Water	Casing
N/A	N/A	N/A	N/A	N/A

Depth (ft)	Casing Blows/ (Core Rate)	Sample No.	Sample Depth (ft.)	Pen. (in)	Rec. (in)	Blows (RQD)	SPT Value	Sample Description Modified Burmister	Remark	Field Test Data	Stratum Description	Elev. (ft.)
		S-7	30.0-32.0	5	5	100 /5"		S-7: 0- 3": Very dense, gray, fine to medium SAND and Gravel, wet. 3- 5": Very dense, brown, fine to medium SAND, trace Gravel, wet.	5	ND		
35		S-8	35.0-37.0	17	17	53 59 100 /5"	>100	S-8: Very dense, gray, fine to coarse SAND, some Gravel, wet.	6	ND		
40		S-9	40.0-42.0	24	24	26 34 40 50	74	S-9: Very dense, gray, fine to coarse SAND, some Gravel, wet.	7	ND		
45		S-10	45.0-47.0	24	22	13 15 28 68	43	S-10: Desne, gray, fine to medium SAND, some Gravel, wet. Rock in tip.		ND	SAND AND GRAVEL	PVC PIPE W/BENTONITE GROUT 2- 69'
50		S-11	50.0-52.0	23	23	26 35 51 100/5"	86	S-11: Very dense, gray, fine to coarse SAND, little Gravel, wet.	8	ND		
55												
60											59	

REMARKS

5 - TRY_MW-601B-3 collected at 1050 9/19/22 from S-7, 0-5".
6 - Hand drilling suspected boulder 31- 32 feet.
7 - Some alternating lenses of sand.
8 - Switched to 6" HSA to facilitate 4" permanent casing to be installed. Augured 50-61', could not collect a sample. Weathered bedrock suspected at 58', harder bedrock encountered at 61'.

See Log Key for explanation of sample description and identification procedures. Stratification lines represent approximate boundaries between soil and bedrock types. Actual transitions may be gradual. Water level readings have been made at the times and under the conditions stated. Fluctuations of groundwater may occur due to other factors than those present at the times the measurements were made.

Exploration No.: MW-601B

GZA PLOG LIBRARY 03-20-2018.GLB; GZA TEMPLATE TEST BORING W/ EQUIP.; 1/11/2023; 3:59:11 PM

TEST BORING LOG

GZA GeoEnvironmental, Inc.
Engineers and Scientists

Troy Mills Landfill Superfund Site
Troy, New Hampshire

EXPLORATION NO.: MW-601B
SHEET: 3 of 3
PROJECT NO: 04.0190987.00
REVIEWED BY: M. Murphy

Logged By: E. Dyrness
Drilling Co.: Drilex Environmental, Inc.
Foreman: J. Hastings

Type of Rig: ATV
Rig Model: CME 55
Drilling Method: HSA

Boring Location: See Plan
Ground Surface Elev. (ft.):
Final Boring Depth (ft.): 83
Date Start - Finish: 9/19/2022 - 9/22/2022

H. Datum:
V. Datum:

Hammer Type: Auto
Hammer Weight (lb.): 140 lbs
Hammer Fall (in.): 30"
Auger or Casing O.D./I.D Dia (in.): 4 1/4"

Sampler Type: Split Spoon
Sampler O.D. (in.): 2"
Sampler Length (in.): 24"
Rock Core Size: 60"

Groundwater Depth (ft.)				
Date	Time	Stab. Time	Water	Casing
N/A	N/A	N/A	N/A	N/A

Depth (ft)	Casing Blows/ (Core Rate)	Sample No.	Sample Depth (ft.)	Pen. (in)	Rec. (in)	Blows (RQD)	SPT Value	Sample Description Modified Burmister	Remark	Field Test Data	Stratum Description Depth (ft.)	Elev. (ft.)
											WEATHERED BEDROCK 61	
									9			
65												
								C-1: Hard, slightly weathered, moderately fractured, fine grained, gray, biotite SCHIST. Joints are close to moderate, high angle to verticle, planer and stepped, rough, fresh to decomposed.				
70	(3:33)	C-1	69.0-74.0	60	56	RQD= 36%			10			
	(4:11)											
	(2:53)											
	(4:31)										BEDROCK	
	(4:49)							C-2: Hard moderately weathered, moderately fractured, fine to coarse grain, gray, biotite SCHIST. Joints are close to extremely close, horizontal to verticle, planer and stepped, rough, fresh to decomposed.				
75	(3:39)	C-2	74.0-76.5	30	30	RQD= 23%						
	(3:00)											
	(2:31)	C-3	76.5-79.0	30	30	RQD= 0%						
	(3:47)											
	(3:05)											
80	(7:49)	C-4	79.0-83.0	48	48	RQD= 0%						
	(3:25)											
	(2:30)											
	(3:14)							C-3: Hard, slightly weathered, moderately fractured, fine grained, gray, biotite SCHIST. Joints are close, horizontal to verticle planer and rough, fresh to discolored.			83	
85								C-4: Hard, slightly weathered, moderately fractured, fine to medium grained, gray, biotite SCHIST. Joints are extremely close to very close, low angle to vertical, planer to stepped, rough, fresh to discolored.				
90								End of exploration at 83 feet.				

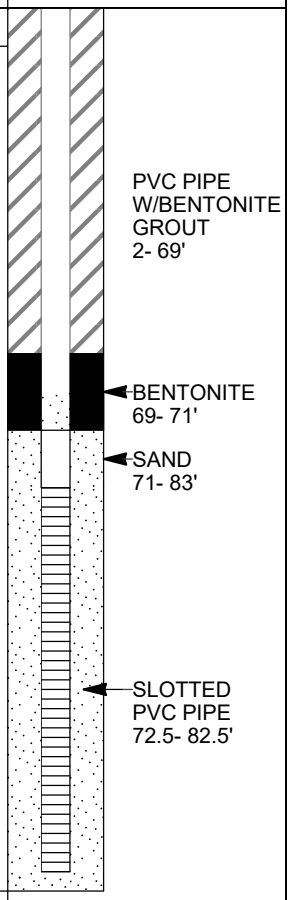

REMARKS

9 - Air hammered 61- 70 feet bgs to set casing into compotent rock.
10 - 9/21/2022 began coring at 69 feet bgs.

See Log Key for explanation of sample description and identification procedures. Stratification lines represent approximate boundaries between soil and bedrock types. Actual transitions may be gradual. Water level readings have been made at the times and under the conditions stated. Fluctuations of groundwater may occur due to other factors than those present at the times the measurements were made.

Exploration No.: MW-601B

GZA PLOG LIBRARY 03-20-2018.GLB; GZA TEMPLATE TEST BORING W/ EQUIP.; 1/11/2023; 3:59:12 PM

SONIC LOG

GZA GeoEnvironmental, Inc.
Engineers and Scientists

Troy Mills Landfill Superfund Site
Troy, New Hampshire

EXPLORATION NO.: MW-901B
SHEET: 1 of 3
PROJECT NO: 04.0190987.00
REVIEWED BY: M. Murphy

Logged By: M. Bergen/E. Dyrness
Drilling Co.: Cascade
Foreman: S. Estok

Geoprobe Location: See Plan
Ground Surface Elev. (ft.):
Final Geoprobe Depth (ft.): 75.5
Date Start - Finish: 10/17/2022 - 10/26/2022

H. Datum:
V. Datum:

Type of Rig: Track Mounted
Rig Model: Bort Long Year
Drilling Method: Sonic/Vibrocore

Sampler Type: Direct Push
Sampler O.D. (in.): 5"
Sampler Length (in.): 60"
Rock Core Size: 60"

Groundwater Depth (ft.)				
Date	Time	Stab. Time	Water	Casing
N/A	N/A	N/A	N/A	N/A

Depth (ft)	Sample No.	Sample Depth (ft.)	Pen. (in.)	Rec. (in.)	PID (ppm)	Sample Description Modified Burmister	Remark	Elev. (ft.)	Stratum Description	Depth (ft.)	Equipment Installed
	S-1	0.0-5.0	60	56	ND ND ND	S-1 : 0-5": Brown, SILT and fine Sand, some Organics (grass and topsoil). 5-22": Gray, fine to medium SAND, some Silt, trace Gravel, trace small Roots, no odor, dry. 22-56": Tan, fine to medium SAND, some Gravel, little Silt, no odor, dry.	1 2		TOPSOIL	0.5	Completed with a protective standpipe
5	S-2	5.0-10.0	60	60	ND ND	S-2 : 0-56": Tan/gray, fine to coarse SAND and Silt, some Gravel, with fine to medium SAND lenses, no odor, moist. 56-60": Dark gray, fine SAND and Silt, with white Fabric, faint bio-odor Fabric dry.			SAND/FILL	9	PVC PIPING 0-73'
10	S-3	10.0-15.0	60	60	ND ND ND	S-3 : 0-24": Gray and White Fabric, dry. 24-60": Gray/tan, fine to medium SAND, some Gravel, little Cobbles. 42-46": Yellow fabric with piece of red cushion, trace Metal wire, bottom 6", no odor, dry.					
15	S-4	15.0-20.0	60	>60	ND	S-4 : Red and white fabric on top of sample. ~10": Brown, fine to medium SAND, little Silt, little Gravel, dry. Layer of white webbed fabric. ~12": Tan to gray, fine to medium SAND, some Silt, little Gravel, dry. Layer of blue Fabric. ~10": Tan/gray, fine SAND and Silt, no odor, dry.	3		LANDFILL		BENTONITE GROUT 0-54'
20	S-5	20.0-25.0	60	46	ND ND ND	S-5 : 0-36": Tan/gray, fine to medium SAND, some Silt, trace Cobbles, trace Fabric pieces. 36-46": White Fabric on top of pieces of Metal, over Plastic, thin layer of insulation, thin white Fabric, faint Bio odor, dry.					
25	S-6	25.0-30.0	60	48	ND 2.1 ND ND	S-6 : 0-6": Brown, fine to coarse SAND, little Gravel, white Fabric pieces, No odor, dry. 6-24": White and yellow Fabric with Brick on bottom. 24-48": Light tan, fine SAND and Silt, no odor, dry.	4				
30											

REMARKS

1 - Soil samples field screened for volatile organic compounds (VOCs) with an 11.7 ev lamp miniRAE 3000 photoionization detector (PID). Values represent meter response in parts per million (ppm) above background values for each sample. ND = None Detected above background.
2 - At ~3.5 ft gray Siltier layer with chunks of fibers, possible liner.
3 - 15-20' sample fabric got caught in sampler. Extended sample to 7.5 ft, can not estimate recovery amount.
4 - Gray soil from 19-20" in 20-25ft sample, S5.

Field Screening performed with PID equipped with a 10.6 eV lamp calibrated to a 100 ppm isobutylene standard.See Log Key for explanation of sample description and identification procedures. Stratification lines represent approximate boundaries between soil types. Actual transitions may be gradual. Water level readings have been made at the times and under the conditions stated. Fluctuations of groundwater may occur due to other factors than those present at the times the measurements were made.

MW-901B

04.0190987.33 TROY MILLS LANDFILL.GPJ; GZA PLOG LIBRARY 03-20-2018.GLB; GZA TEMPLATE GEOPROBE W/EQUIP; 1/11/2023; 3:36:41 PM

SONIC LOG

GZA GeoEnvironmental, Inc.
Engineers and Scientists

Troy Mills Landfill Superfund Site
Troy, New Hampshire

EXPLORATION NO.: MW-901B
SHEET: 2 of 3
PROJECT NO: 04.0190987.00
REVIEWED BY: M. Murphy

Logged By: M. Bergen/E. Dyrness
Drilling Co.: Cascade
Foreman: S. Estok

Geoprobe Location: See Plan
Ground Surface Elev. (ft.):
Final Geoprobe Depth (ft.): 75.5
Date Start - Finish: 10/17/2022 - 10/26/2022

H. Datum:
V. Datum:

Type of Rig: Track Mounted
Rig Model: Bort Long Year
Drilling Method: Sonic/Vibrocore

Sampler Type: Direct Push
Sampler O.D. (in.): 5"
Sampler Length (in.): 60"
Rock Core Size: 60"

Groundwater Depth (ft.)				
Date	Time	Stab. Time	Water	Casing
N/A	N/A	N/A	N/A	N/A

Depth (ft)	Sample No.	Sample Depth (ft.)	Pen. (in.)	Rec. (in.)	PID (ppm)	Sample Description Modified Burmister	Remark	Elev. (ft.)	Stratum Description	Depth (ft.)	Equipment Installed
	S-7	30.0-35.0	60	60	0.9 0.2 ND	S-7 : 0-8": Brown, fine to medium SAND, some Silt. 8-28": Gray, fine to coarse SAND, some Gravel, little Silt. 28-60": Gray and Tan, fine SAND and Silt, some Gravel, some Cobbles, dry, (till).			LANDFILL	32	
35	S-8	35.0-38.0	36	36	ND	S-8 : 0-22": Gray, SILT and fine Sand, little Gravel, trace Cobble, wet (till). 22-36": Rock.	5 6		SAND AND GRAVEL	37	
	S-8	37.0-38.0	14	14		S-8 : (RQD% 0): Hard, moderately weathered to fresh, extremely fractured, medium grained, gray Schist. Joints are close, vertical, planar and smooth. Joints are discolored and open.			TILL	38	
40									WEATHERED ROCK	43	BENTONITE GROUT
	S-9	43.0-45.0	24	19		S-9 : (RQD% 0): Hard moderately, weathered to fresh, extremely fractured, medium grained, gray schist, Joints are close, vertical planar & smooth. Joints discolored and open.	7		BEDROCK		
45	S-10	45.0-50.0	60	40		S-10 : (RQD% 78): Hard moderately weathered, moderately fractured, medium grained, gray Schist. Joints are close, horizontal planar and smooth. Joints are fresh and moderately wide.					
50	S-11	50.0-55.0	60	60		S-11 : (RQD% 0): Hard, slightly weathered to fresh, moderately fractured, fine to medium grained, gray Schist and Biotite, joints are close, horizontal, planar and smooth, joints are fresh.					
55	S-12	55.0-58.0	40	40		S-12 : (RQD% 30): Hard, slightly weathered, moderately fractured, fine to medium grained, gray Schist, horizontal smooth, joints are fresh.	8				BENTONITE 54-61'
60	S-13	58.0-62.5	54	50		S-13 : (RQD% 25): Hard, slightly weathered, moderately fractured, fine to medium grained,					

REMARKS

5 - Difficulty getting sampler and casing to 35ft bgs.
6 - Slight sheen on 0-22", 35-37 ft sample.
7 - Sample kept falling out of sample barrel. Had to switch to an auger bit to capture sample and clean out boring. Sample was a combination of fine to medium sand and silt with crushed rock. Continued sampling at 43ft.
8 - Five-inch permanent casing set at 55 ft bgs.

Field Screening performed with PID equipped with a 10.6 eV lamp calibrated to a 100 ppm isobutylene standard.See Log Key for explanation of sample description and identification procedures. Stratification lines represent approximate boundaries between soil types. Actual transitions may be gradual. Water level readings have been made at the times and under the conditions stated. Fluctuations of groundwater may occur due to other factors than those present at the times the measurements were made.

MW-901B

04.0190987.33 TROY MILLS LANDFILL.GPJ; GZA PLOG LIBRARY 03-20-2018.GLB; GZA TEMPLATE GEOPROBE W/EQUIP; 1/11/2023; 3:36:41 PM

SONIC LOG

GZA GeoEnvironmental, Inc.
Engineers and Scientists

Troy Mills Landfill Superfund Site
Troy, New Hampshire

EXPLORATION NO.: MW-901B
SHEET: 3 of 3
PROJECT NO: 04.0190987.00
REVIEWED BY: M. Murphy

Logged By: M. Bergen/E. Dyrness
Drilling Co.: Cascade
Foreman: S. Estok

Geoprobe Location: See Plan
Ground Surface Elev. (ft.):
Final Geoprobe Depth (ft.): 75.5
Date Start - Finish: 10/17/2022 - 10/26/2022

H. Datum:
V. Datum:

Type of Rig: Track Mounted
Rig Model: Bort Long Year
Drilling Method: Sonic/Vibrocore

Sampler Type: Direct Push
Sampler O.D. (in.): 5"
Sampler Length (in.): 60"
Rock Core Size: 60"

Groundwater Depth (ft.)				
Date	Time	Stab. Time	Water	Casing
N/A	N/A	N/A	N/A	N/A

Depth (ft)	Sample No.	Sample Depth (ft.)	Pen. (in.)	Rec. (in.)	PID (ppm)	Sample Description Modified Burmister	Remark	Elev. (ft.)	Stratum Description	Depth (ft.)	Equipment Installed
						gray Schist, (Granite?), joint are close, horizontal to vertical, planar and smooth, joints are fresh.					
	S-14	62.5-66.5	48	14		S-14 : (RQD% 0): Hard, slightly weathered, moderately fractured, medium to fine grained, gray SCHIST/GRANITE, joints are very close, horizontal, planar and smooth, joints fresh - discolored.			BEDROCK		SAND 61-75.5'
65											
	S-15	68.0-74.0	60	60		S-15 : (RQD% 62): Hard slightly weathered, moderately fractured, medium to fine grained, gray SCHIST and GRANITE intrusions, joints are close, horizontal to high angle, planar and smooth.					SLOTTED PVC 63-73'
70											
75										75.5	
						End of exploration at 75.5 feet.	9				
80											
85											
90											

REMARKS

9 - Boring advanced to 75.5ft to clean out fractured rock that had collapsed.

Field Screening performed with PID equipped with a 10.6 eV lamp calibrated to a 100 ppm isobutylene standard.See Log Key for explanation of sample description and identification procedures. Stratification lines represent approximate boundaries between soil types. Actual transitions may be gradual. Water level readings have been made at the times and under the conditions stated. Fluctuations of groundwater may occur due to other factors than those present at the times the measurements were made.

MW-901B

04.0190987.33 TROY MILLS LANDFILL.GPJ; GZA PLOG LIBRARY 03-20-2018.GLB; GZA TEMPLATE GEOPROBE W/EQUIP; 1/11/2023; 3:36:41 PM

SONIC LOG

GZA GeoEnvironmental, Inc.
Engineers and Scientists

Troy Mills Landfill Superfund Site
Troy, New Hampshire

EXPLORATION NO.: MW-901S
SHEET: 1 of 2
PROJECT NO: 04.0190987.00
REVIEWED BY: M. Murphy

Logged By: E. Dyrness
Drilling Co.: Cascade
Foreman: S. Estok

Geoprobe Location: See Plan
Ground Surface Elev. (ft.):
Final Geoprobe Depth (ft.): 40
Date Start - Finish: 10/28/2022 - 10/28/2022

H. Datum:
V. Datum:

Type of Rig: Track Mounted
Rig Model: Bort Long Year
Drilling Method: Sonic/Vibrocore

Sampler Type: Direct Push
Sampler O.D. (in.): 5"
Sampler Length (in.): 60"
Rock Core Size: 60"

Groundwater Depth (ft.)				
Date	Time	Stab. Time	Water	Casing
N/A	N/A	N/A	N/A	N/A

Depth (ft)	Sample No.	Sample Depth (ft.)	Pen. (in.)	Rec. (in.)	PID (ppm)	Sample Description Modified Burmister	Remark
	S-1	0.0-5.0	60	46	ND	S-1 : 0-6": Brown, SAND and Silt, Organics, Topsoil. 6-20": Gray, fine to medium SAND, little Silt. 20-46": Tan, fine to medium SAND, some Gravel, trace Silt, dry.	1 2
5	S-2	5.0-10.0	60	55	ND	S-2 : 0-48": Gray/tan, fine to coarse SAND, some Silt, little Gravel, moist. 48-55": Gray, fine SAND and Silt, Fabric 32-36", 46-55"	
10	S-3	10.0-15.0	60	60	ND	S-3 : 0-20": White Fabric. 20-36": Gray, fine to medium SAND, some Gravel, trace Silt, moist, Cobble at 36". 36-50": White Fabric, backed Plastic. 50-55": Brown, fine to medium SAND,some Gravel, trace Silt, moist. 55-60": Tan Fabric, red Fabric.	
15	S-4	15.0-20.0	60	60	ND	S-4 : 0-24": Brown, fine to medium SAND, little Silt, moist. 24-51": Gray/white/tan Fabric 51-60": Tan/gray, fine to medium SAND, little Silt, moist.	
20	S-5	20.0-25.0	60	40	ND	S-5 : 0-16": Gray, fine to medium SAND, trace Silt, moist. 16-25": Gray/black, fine to medium SAND, little Silt, moist. 25-40": White Fabric, gray Fabric	
25	S-6	25.0-30.0	60	44	2.1	S-6 : 0-10": Tan, fine to medium SAND, little Silt, moist. 10-18": White Fabric. 18-44": Tan, fine to medium SAND, little Silt, moist, Fabric purple and red 35-38".	3
30							

Elev. (ft.)	Stratum Description	Depth (ft.)
	TOPSOIL	0.5
	SAND/FILL	7
	LANDFILL	

Equipment Installed



REMARKS

1 - Soil samples field screened for volatile organic compounds (VOCs) with an 10.6 ev lamp miniRAE 3000 photoionization detector (PID). Values represent meter response in parts per million (ppm) above background values for each sample. ND = None Detected above background.
2 - TRY-MW-901S-1 collected at 0805 from S-1, 0-12".
3 - TRY-MW-901S-2 and DUP collected at 0915 from S-6, 0-10".

Field Screening performed with PID equipped with a 10.6 eV lamp calibrated to a 100 ppm isobutylene standard.See Log Key for explanation of sample description and identification procedures. Stratification lines represent approximate boundaries between soil types. Actual transitions may be gradual. Water level readings have been made at the times and under the conditions stated. Fluctuations of groundwater may occur due to other factors than those present at the times the measurements were made.

MW-901S

04.0190987.33 TROY MILLS LANDFILL.GPJ; GZA PLOG LIBRARY 03-20-2018.GLB; GZA TEMPLATE GEOPROBE W/EQUIP; 1/11/2023; 3:36:42 PM

SONIC LOG

GZA GeoEnvironmental, Inc.
Engineers and Scientists

Troy Mills Landfill Superfund Site
Troy, New Hampshire

EXPLORATION NO.: MW-901S
SHEET: 2 of 2
PROJECT NO: 04.0190987.00
REVIEWED BY: M. Murphy

Logged By: E. Dyrness
Drilling Co.: Cascade
Foreman: S. Estok

Geoprobe Location: See Plan
Ground Surface Elev. (ft.):
Final Geoprobe Depth (ft.): 40
Date Start - Finish: 10/28/2022 - 10/28/2022

H. Datum:
V. Datum:

Type of Rig: Track Mounted
Rig Model: Bort Long Year
Drilling Method: Sonic/Vibrocore

Sampler Type: Direct Push
Sampler O.D. (in.): 5"
Sampler Length (in.): 60"
Rock Core Size: 60"

Groundwater Depth (ft.)				
Date	Time	Stab. Time	Water	Casing
N/A	N/A	N/A	N/A	N/A

Depth (ft)	Sample No.	Sample Depth (ft.)	Pen. (in.)	Rec. (in.)	PID (ppm)	Sample Description Modified Burmister	Remark	Elev. (ft.)	Stratum Description	Depth (ft.)	Equipment Installed
	S-7	30.0-35.0	60	50	ND	S-7 : 0-18": Dark blue/black Fabric. 18-26": Tan/gray, fine to medium SAND, some Silt, moist. 26-50": Tan, fine to medium SAND, some Gravel, moist.	4		LANDFILL	32	SAND 29-37'
35	S-8	35.0-40.0	60	60	ND	S-8 : 0-10": Rock Fragments. 10-20": Brown/gray, fine to medium SAND, some Silt, little Gravel, moist. 20-34": Gray, fine SAND and Silt, little Gravel, moist (till). 34-60": Rock and rock fragments.			SAND AND GRAVEL	38	SLOTTED PVC 31-36' Sand 36-37'
40						End of exploration at 40 feet.			WEATHERED ROCK	40	COLLAPSED ROCK 37-40'
45											
50											
55											
60											

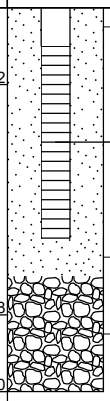

REMARKS

4 - TRY-MW-901S-3 collected at 1020 from S-8, 26-50".

Field Screening performed with PID equipped with a 10.6 eV lamp calibrated to a 100 ppm isobutylene standard.See Log Key for explanation of sample description and identification procedures. Stratification lines represent approximate boundaries between soil types. Actual transitions may be gradual. Water level readings have been made at the times and under the conditions stated. Fluctuations of groundwater may occur due to other factors than those present at the times the measurements were made.

MW-901S

04.0190987.33 TROY MILLS LANDFILL.GPJ; GZA PLOG LIBRARY 03-20-2018.GLB; GZA TEMPLATE GEOPROBE W/EQUIP; 1/11/2023; 3:36:42 PM

SONIC LOG

GZA GeoEnvironmental, Inc.
Engineers and Scientists

Troy Mills Landfill Superfund Site
Troy, New Hampshire

EXPLORATION NO.: TRY-MW-902B
SHEET: 1 of 4
PROJECT NO: 04.0190987.00
REVIEWED BY: M. Murphy

Logged By: M. Murphy/E. Dyrness
Drilling Co.: Cascade
Foreman: S. Estok

Geoprobe Location: See Plan
Ground Surface Elev. (ft.):
Final Geoprobe Depth (ft.): 111
Date Start - Finish: 10/22/2022 - 10/27/2022

H. Datum:
V. Datum:

Type of Rig: Track Mounted
Rig Model: Bort Long Year
Drilling Method: Sonic/Vibrocore

Sampler Type: Direct Push
Sampler O.D. (in.): 5"
Sampler Length (in.): 60"
Rock Core Size: 60"

Groundwater Depth (ft.)				
Date	Time	Stab. Time	Water	Casing
N/A	N/A	N/A	N/A	N/A

Depth (ft)	Sample No.	Sample Depth (ft.)	Pen. (in.)	Rec. (in.)	PID (ppm)	Sample Description Modified Burmister	Remark	Elev. (ft.) Stratum Description Depth (ft.)	Equipment Installed
	S-1	0.0-5.0	60	48	ND	S-1 : 0-4": Topsoil, brown, fine to medium SAND, little Silt, grass, moist. 4-6": Light brown, fine to coarse SAND, little Silt, trace Gravel, moist. 6-12": ROCK/BOULDER (granite). 12-18": Brown, fine to coarse SAND, little Silt, little Gravel, dry.	1 2	TOPSOIL 0.5 FILL/CAP 1.5	Completed with a protective standpipe
5	S-2	5.0-10.0	60	60	2.7 1.1	18-48": Textile/Fabrics/Plastics. S-2 : 0-12": Textile/Fabrics/Plastics. 12-24": Brown, fine to coarse SAND, little Silt, little Gravel, moist. 24-60": Textile/Fabrics/Plastics.	3 4		
10	S-3	10.0-15.0	60	60	1.7 23.5 86.3	S-3 : 0-30": Mix of Textile/Fabric and brown, fine to coarse SAND, little Silt, little Gravel, wet. 30-42": Mix of Fabrics, plastic Clay and Saw Blades. 42-60": Wood pieces/wood stumps.	5 6	LANDFILL	
15	S-4	15.0-20.0	60	60	32.9 1.7	S-4 : 0-12": Mix of textile/Fabric, Saw Blades, Plastics, SAND, brown, fine to coarse SAND, some Silt, little Gravel, wet. 12-54": Brown, fine to medium SAND, some Silt, little coarse Sand, large pieces of Wood and Textiles/Fabrics.			PVC BENTONITE GROUT 0-85'
20	S-5	20.0-25.0	60	55	ND	54-60": Gray, fine to coarse SAND, some Silt, little Gravel, dry. S-5 : 0-30": Gray, fine to coarse SAND, little Silt, little Gravel, moist, pieces of metal. 30-36": Dark gray/black, fine to coarse SAND, moist.	7	22.5	
25	S-6	25.0-30.0	60	60	ND	36-60": Brown, fine to coarse SAND, some Gravel, trace Silt, moist. S-6 : 0-36": Brown-orange, SAND and Gravel, trace Silt, moist. 36-60": Gray, fine to coarse SAND, some Silt, little Gravel, little Clay, dry.		SAND & GRAVEL 28 TILL	
30									

REMARKS

1 - Soil samples field screened for volatile organic compounds (VOCs) with an 10.6 ev lamp miniRAE 3000 photoionization detector (PID). Values represent meter response in parts per million (ppm) above background values for each sample. ND = None Detected abo
2 - Sample TRY_MW-902B-1collected from S-1, 0-6" at 0905 on 10/22/22
3 - Refer to photos.
4 - Material wet due to water added to drive casing through difficult soils.
5 - 12.5-13.5' clay and materials appeared stained with strong non-petroleum odor.
6 - Sample TRY_MW-902B-2 collected fromS-3, 12.5-13.5 at 1050 on 10/22/22.
7 - Sample TRY_MW-902B-3 collected from S-5, 23-25' at 1155.

Field Screening performed with PID equipped with a 10.6 eV lamp calibrated to a 100 ppm isobutylene standard.See Log Key for explanation of sample description and identification procedures. Stratification lines represent approximate boundaries between soil types. Actual transitions may be gradual. Water level readings have been made at the times and under the conditions stated. Fluctuations of groundwater may occur due to other factors than those present at the times the measurements were made.

TRY-MW-902B

04.0190987.33 TROY MILLS LANDFILL.GPJ; GZA PLOG LIBRARY 03-20-2018.GLB; GZA TEMPLATE GEOPROBE W/EQUIP; 1/11/2023; 3:36:43 PM

SONIC LOG

GZA GeoEnvironmental, Inc.
Engineers and Scientists

Troy Mills Landfill Superfund Site
Troy, New Hampshire

EXPLORATION NO.: TRY-MW-902B
SHEET: 2 of 4
PROJECT NO: 04.0190987.00
REVIEWED BY: M. Murphy

Logged By: M. Murphy/E. Dyrness
Drilling Co.: Cascade
Foreman: S. Estok

Geoprobe Location: See Plan
Ground Surface Elev. (ft.):
Final Geoprobe Depth (ft.): 111
Date Start - Finish: 10/22/2022 - 10/27/2022

H. Datum:
V. Datum:

Type of Rig: Track Mounted
Rig Model: Bort Long Year
Drilling Method: Sonic/Vibrocore

Sampler Type: Direct Push
Sampler O.D. (in.): 5"
Sampler Length (in.): 60"
Rock Core Size: 60"

Groundwater Depth (ft.)				
Date	Time	Stab. Time	Water	Casing
N/A	N/A	N/A	N/A	N/A

Depth (ft)	Sample No.	Sample Depth (ft.)	Pen. (in.)	Rec. (in.)	PID (ppm)	Sample Description Modified Burmister	Remark	Elev. (ft.)	Stratum Description	Depth (ft.)	Equipment Installed
	S-7	30.0-35.0	60	60	ND	S-7 : Gray, fine to coarse SAND, some Silt, little Gravel, little Clay, moist, tight, boulders.			TILL		PVC BENTONITE GROUT 0-85'
35	S-8	35.0-40.0	60	60	ND	S-8 : Gray, fine to coarse SAND, some Silt, little Gravel, trace Clay, loose, moist.					
40	S-9	40.0-45.0	60	60	ND	S-9 : Gray, fine to coarse SAND, some Silt, little Gravel, trace Clay, tight, moist.					
45	S-10	45.0-50.0	60	60	1	S-10 : Gray, fine to coarse SAND, some Silt, little Gravel, trace Clay, tight, moist.					
50	S-11	50.0-55.0	60	60	ND	S-11 : Gray, fine to coarse SAND, some Silt, little Gravel, trace Clay, tight, moist.					
55	S-12	55.0-60.0	60	60	1	S-12 : Gray, fine to coarse SAND, some Silt, little Gravel, trace Clay, tight, moist.					
60											

REMARKS

Field Screening performed with PID equipped with a 10.6 eV lamp calibrated to a 100 ppm isobutylene standard.See Log Key for explanation of sample description and identification procedures. Stratification lines represent approximate boundaries between soil types. Actual transitions may be gradual. Water level readings have been made at the times and under the conditions stated. Fluctuations of groundwater may occur due to other factors than those present at the times the measurements were made.

TRY-MW-902B

04.0190987.33 TROY MILLS LANDFILL.GPJ; GZA PLOG LIBRARY 03-20-2018.GLB; GZA TEMPLATE GEOPROBE W/EQUIP; 1/11/2023; 3:36:44 PM

SONIC LOG

GZA GeoEnvironmental, Inc.
Engineers and Scientists

Troy Mills Landfill Superfund Site
Troy, New Hampshire

EXPLORATION NO.: TRY-MW-902B
SHEET: 3 of 4
PROJECT NO: 04.0190987.00
REVIEWED BY: M. Murphy

Logged By: M. Murphy/E. Dyrness
Drilling Co.: Cascade
Foreman: S. Estok

Geoprobe Location: See Plan
Ground Surface Elev. (ft.):
Final Geoprobe Depth (ft.): 111
Date Start - Finish: 10/22/2022 - 10/27/2022

H. Datum:
V. Datum:

Type of Rig: Track Mounted
Rig Model: Bort Long Year
Drilling Method: Sonic/Vibrocore

Sampler Type: Direct Push
Sampler O.D. (in.): 5"
Sampler Length (in.): 60"
Rock Core Size: 60"

Groundwater Depth (ft.)				
Date	Time	Stab. Time	Water	Casing
N/A	N/A	N/A	N/A	N/A

Depth (ft)	Sample No.	Sample Depth (ft.)	Pen. (in.)	Rec. (in.)	PID (ppm)	Sample Description Modified Burmister	Remark	Elev. (ft.)	Stratum Description	Depth (ft.)	Equipment Installed
	S-13	60.0-65.0	60	60	ND	S-13 : Gray, fine to coarse SAND, some Silt, little Gravel, trace Clay, tight, moist.			TILL		
65	S-14	65.0-70.0	60	60		S-14 : Gray, fine to coarse SAND, some Silt, little Gravel, trace Clay, tight, moist. 69-70': Rock, igneous intrusion boulder				69	
70	S-15	70.0-75.0	60	60	ND	S-15 : 0-24": Gray, SCHIST, cobbles, some fractured ROCK. 24-36": Gray, fine to medium SAND, trace Silt, moist.			WEATHERED ROCK	73	
					ND	36-60": ROCK.	8				
75	S-16	75.0-80.0	60	42		S-16 : (RQD% 22): Hard, slightly weathered to fresh, moderately fractured, fine to medium grained, gray SCHIST, joints are very close, horizontal to high angle, fresh.			BEDROCK		
80	S-17	80.0-85.0	60	20	ND	S-17 : (RQD% 28): Hard, slightly weathered to fresh, moderately fractured, fine to medium grained, gray SCHIST, joints are very close, horizontal to high angle, fresh.					
85							9				
	S-18	87.0-92.0	60	0		S-18 : No recovery in barrel, some rock fragments in auger clean out.					
90											

REMARKS

8 - Layers (0.6-1.0' of sandy material (less gravel).) Very easy drilling 72-73'.
9 - 5" permanent casing set at 86.75'.

Field Screening performed with PID equipped with a 10.6 eV lamp calibrated to a 100 ppm isobutylene standard.See Log Key for explanation of sample description and identification procedures. Stratification lines represent approximate boundaries between soil types. Actual transitions may be gradual. Water level readings have been made at the times and under the conditions stated. Fluctuations of groundwater may occur due to other factors than those present at the times the measurements were made.

TRY-MW-902B

04.0190987.33 TROY MILLS LANDFILL.GPJ; GZA PLOG LIBRARY 03-20-2018.GLB; GZA TEMPLATE GEOPROBE W/EQUIP; 1/11/2023; 3:36:44 PM

SONIC LOG

GZA GeoEnvironmental, Inc.
Engineers and Scientists

Troy Mills Landfill Superfund Site
Troy, New Hampshire

EXPLORATION NO.: TRY-MW-902B
SHEET: 4 of 4
PROJECT NO: 04.0190987.00
REVIEWED BY: M. Murphy

Logged By: M. Murphy/E. Dyrness
Drilling Co.: Cascade
Foreman: S. Estok

Geoprobe Location: See Plan
Ground Surface Elev. (ft.):
Final Geoprobe Depth (ft.): 111
Date Start - Finish: 10/22/2022 - 10/27/2022

H. Datum:
V. Datum:

Type of Rig: Track Mounted
Rig Model: Bort Long Year
Drilling Method: Sonic/Vibrocore

Sampler Type: Direct Push
Sampler O.D. (in.): 5"
Sampler Length (in.): 60"
Rock Core Size: 60"

Groundwater Depth (ft.)				
Date	Time	Stab. Time	Water	Casing
N/A	N/A	N/A	N/A	N/A

Depth (ft)	Sample No.	Sample Depth (ft.)	Pen. (in.)	Rec. (in.)	PID (ppm)	Sample Description Modified Burmister	Remark	Elev. (ft.)	Stratum Description	Depth (ft.)	Equipment Installed
95	S-19	92.0-97.0	60	38		S-19 : (RQD% 0): Hard, slightly weathered, to fresh, extremely fractured, fine to medium grained, gray SCHIST, no joints, vertical fractures, fresh.	10				BENTONITE 85-97'
100	S-20	98.0-103.0	60	40		S-20 : (RQD% 13): Hard, slightly weathered to fresh, extremely fractured, fine to medium grained, gray, SCHIST with granite intrusions, moderate to vertical fractures, fresh.			BEDROCK		SAND 97-111'
105	S-21	105.0-110.0	60	42		S-21 : (RQD% 50): Hard, slightly weathered to fresh, moderately fractured, fine to medium grained, gray SCHIST, horizontal to low angle fractures fresh.					SLOTTED PVC 99-109'
110										111	
						End of exploration at 111 feet.					
115											
120											

REMARKS

10 - Most of the S-19 recovery was gravel.

Field Screening performed with PID equipped with a 10.6 eV lamp calibrated to a 100 ppm isobutylene standard.See Log Key for explanation of sample description and identification procedures. Stratification lines represent approximate boundaries between soil types. Actual transitions may be gradual. Water level readings have been made at the times and under the conditions stated. Fluctuations of groundwater may occur due to other factors than those present at the times the measurements were made.

TRY-MW-902B

04.0190987.33 TROY MILLS LANDFILL.GPJ; GZA PLOG LIBRARY 03-20-2018.GLB; GZA TEMPLATE GEOPROBE W/EQUIP; 1/11/2023; 3:36:44 PM

SONIC LOG

GZA GeoEnvironmental, Inc.
Engineers and Scientists

Troy Mills Landfill Superfund Site
Troy, New Hampshire

EXPLORATION NO.: TRY-MW-902S
SHEET: 1 of 1
PROJECT NO: 04.0190987.00
REVIEWED BY: M. Murphy

Logged By: E. Dyrness
Drilling Co.: Cascade
Foreman: S. Estok

Geoprobe Location: See Plan
Ground Surface Elev. (ft.):
Final Geoprobe Depth (ft.): 30
Date Start - Finish: 10/28/2022 - 10/28/2022

H. Datum:
V. Datum:

Type of Rig: Track Mounted
Rig Model: Bort Long Year
Drilling Method: Sonic/Vibrocore

Sampler Type: Direct Push
Sampler O.D. (in.): 5"
Sampler Length (in.): 60"
Rock Core Size: 60"

Groundwater Depth (ft.)				
Date	Time	Stab. Time	Water	Casing
N/A	N/A	N/A	N/A	N/A

Depth (ft)	Sample No.	Sample Depth (ft.)	Pen. (in.)	Rec. (in.)	PID (ppm)	Sample Description Modified Burmister	Remark
	S-1	0.0-5.0	60	26	ND	S-1 : 0-4": Brown, fine SAND and Silt, Organics, Grass, moist. 4-20": Light brown, fine to medium SAND, little Silt, trace Cobbles, moist. 20-26": Plastic.	1
5	S-2	5.0-10.0	60	54	1.2	S-2 : 0-32": Brown, fine to medium SAND, some Gravel, Plastic, gray and black Fabric throughout. 32-38": Red and gray Fabric. 38-54": Brown, fine to medium SAND and Gravel, moist.	
10	S-3	10.0-15.0	60	52	1.1 ND 12.2	S-3 : 0-16": Tan/brown, fine to medium SAND, some Silt, moist, green plastic straps. 16-52": Fabric, multiple colors.	2
15	S-4	15.0-20.0	60	60	8.1 14.1	S-4 : 0-30": Brown, fine to medium SAND and Fabric mixed in plastic. 30-50": Blue, white, yellow Fabric and trash (Chip bags). 50-60": Brown/gray, fine to medium SAND and Gravel, moist.	
20	S-5	20.0-25.0	60	60	ND ND	S-5 : 0-44": Tan/gray, fine to medium SAND, little Silt, moist. 44-60": Gray, fine to medium SAND, some Silt, moist, clay seams at 44".	
25	S-6	25.0-30.0	60	40	ND	S-6 : 0-20": Tan/gray, fine to medium SAND, little Silt, moist. 20-35": Brown/tan, fine to medium SAND, little Gravel, moist. 35-40": Fine SAND and Silt, trace Gravel, dry (till).	
30						End of exploration at 30 feet.	

Elev. (ft.)	Stratum Description	Depth (ft.)
	TOPSOIL	0.5
	FILL/CAP	2
	LANDFILL	19.5
	SAND & GRAVEL	29
	TILL	30



Equipment Installed

- Completed with a protective standpipe
- PVC BENTONITE GROUT 0-5'
- BENTONITE 5-17'
- SAND 17-30'
- SLOTTED PVC 19-29'

REMARKS

1 - Soil samples field screened for volatile organic compounds (VOCs) with an 10.6 ev lamp miniRAE 3000 photoionization detector (PID). Values represent meter response in parts per million (ppm) above background values for each sample. ND = None Detected above background.
2 - Potentially wet at bottom of S-3.

Field Screening performed with PID equipped with a 10.6 eV lamp calibrated to a 100 ppm isobutylene standard.See Log Key for explanation of sample description and identification procedures. Stratification lines represent approximate boundaries between soil types. Actual transitions may be gradual. Water level readings have been made at the times and under the conditions stated. Fluctuations of groundwater may occur due to other factors than those present at the times the measurements were made.

TRY-MW-902S

04.0190987.33 TROY MILLS LANDFILL.GPJ; GZA PLOG LIBRARY 03-20-2018.GLB; GZA TEMPLATE GEOPROBE W/EQUIP; 1/11/2023; 3:36:45 PM

TEST BORING LOG

GZA GeoEnvironmental, Inc.
Engineers and Scientists

Troy Mills Landfill Superfund Site
Troy, New Hampshire

EXPLORATION NO.: MW-903B
SHEET: 1 of 3
PROJECT NO: 04.0190987.00
REVIEWED BY: M. Murphy

Logged By: E. Dyrness
Drilling Co.: Drilex Environmental, Inc.
Foreman: J. Hastings/C. Hogan

Type of Rig: ATV/Truck
Rig Model: CME 55/CME 75
Drilling Method: HSA/D&W

Boring Location: See Plan
Ground Surface Elev. (ft.):
Final Boring Depth (ft.): 71
Date Start - Finish: 9/23/2022 - 9/28/2022

H. Datum:
V. Datum:

Hammer Type: Auto
Hammer Weight (lb.): 140 lbs
Hammer Fall (in.): 30"
Auger or Casing O.D./I.D Dia (in.): 4 1/4"/ 6"

Sampler Type: Split Spoon
Sampler O.D. (in.): 2"
Sampler Length (in.): 24"
Rock Core Size: 60"

Groundwater Depth (ft.)

Date	Time	Stab. Time	Water	Casing
N/A	N/A	N/A	N/A	N/A

Depth (ft)	Casing Blows/ (Core Rate)	Sample No.	Sample Depth (ft.)	Pen. (in)	Rec. (in)	Blows (RQD)	SPT Value	Sample Description Modified Burmister	Remark	Field Test Data
		S-1	0.0-2.0	24	20	3 8 13 14	21	S-1: 0-4": Forest mat Organics GRASS. 4-20": Brown, fine to medium SAND, trace Gravel, little Silt, moist. Rock 11-13", 16-17"	1 2	ND ND
5		S-2	5.0-7.0	24	16	17 19 15 20	34	S-2: 0-8": Desne, brown, fine to medium SAND, little Silt, trace Gravel, wet. 8-16": Brown/orange, fine to coarse SAND, trace Silt, wet. Rock in tip.	3	ND ND
10		S-3	10.0-12.0	24	19	17 19 15 26	34	S-3: 0-11": Medium dense, brown/gray, fine to medium SAND, some Silt, trace Gravel, wet. 11- 19": Dark brown, fine to medium SAND, little Silt, trace Gravel, wet. Rock 3-4", potential till in tip.	4	ND ND
15		S-4	15.0-17.0	24	17	16 16 21 24	37	S-4: Dense, gray, fine SAND and Silt, trace Gravel.		ND
20		S-5	20.0-22.0	24	24	14 20 28 53	48	S-5: Dense, gray, fine SAND and Silt, some Gravel, wet.		ND
25		S-6	24.0-26.0	24	22	20 30 40 57	70	S-6: Very dense, gray, fine SAND and Silt, trace Gravel, wet. Sand seam at 11".	5	ND
30										

Depth (ft.)	Stratum Description	Elev. (ft.)
0.5	TOPSOIL	
	SAND AND GRAVEL	
12	TILL	

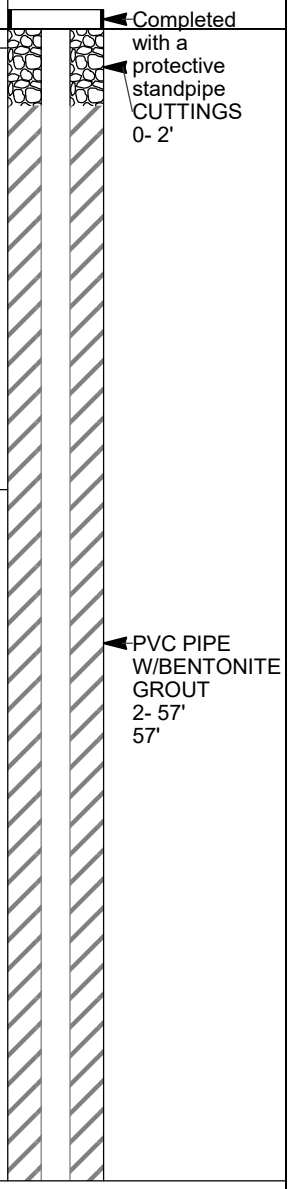

REMARKS

1 - Soil samples field screened for volatile organic compounds (VOCs) with an 11.7 ev lamp miniRAE 3000 photoionization detector (PID). Values represent meter response in parts per million (ppm) above background values for each sample. ND = None Detected above background.
2 - Sample TRY_MW-902B-1 collected from S-1, 0-2' at 0925 on 9/23/22.
3 - Sample TRY_MW-902B-2 collected from S-2, 5-7' at 0945 on 9/23/22
4 - Sample TRY_MW-902B-3 collected from S-3, 10-12' at 1020 on 9/23/22.
5 - Brown, rock fragments 21-24" in S-5.

See Log Key for explanation of sample description and identification procedures. Stratification lines represent approximate boundaries between soil and bedrock types. Actual transitions may be gradual. Water level readings have been made at the times and under the conditions stated. Fluctuations of groundwater may occur due to other factors than those present at the times the measurements were made.

Exploration No.: MW-903B

GZA PLOG LIBRARY 03-20-2018.GLB; GZA TEMPLATE TEST BORING W/ EQUIP.; 1/11/2023; 3:59:14 PM

TEST BORING LOG

GZA GeoEnvironmental, Inc.
Engineers and Scientists

Troy Mills Landfill Superfund Site
Troy, New Hampshire

EXPLORATION NO.: MW-903B
SHEET: 2 of 3
PROJECT NO: 04.0190987.00
REVIEWED BY: M. Murphy

Logged By: E. Dyrness
Drilling Co.: Drilex Environmental, Inc.
Foreman: J. Hastings/C. Hogan

Type of Rig: ATV/Truck
Rig Model: CME 55/CME 75
Drilling Method: HSA/D&W

Boring Location: See Plan
Ground Surface Elev. (ft.):
Final Boring Depth (ft.): 71
Date Start - Finish: 9/23/2022 - 9/28/2022

H. Datum:
V. Datum:

Hammer Type: Auto
Hammer Weight (lb.): 140 lbs
Hammer Fall (in.): 30"
Auger or Casing O.D./I.D Dia (in.): 4 1/4"/ 6"

Sampler Type: Split Spoon
Sampler O.D. (in.): 2"
Sampler Length (in.): 24"
Rock Core Size: 60"

Groundwater Depth (ft.)

Date	Time	Stab. Time	Water	Casing
N/A	N/A	N/A	N/A	N/A

Depth (ft)	Casing Blows/ (Core Rate)	Sample No.	Sample Depth (ft.)	Pen. (in)	Rec. (in)	Blows (RQD)	SPT Value	Sample Description Modified Burmister	Remark	Field Test Data
		S-7	30.0-32.0	24	20	23 26 38 47	64	S-7: Very dense, gray fine SAND and Silt, little Gravel, wet.	6	ND
35		S-8	35.0-37.0	24	22	14 29 23 39	52	S-8: Very dense, gray fine SAND and Silt, trace Gravel, little Clay, wet.		ND
40		S-9	40.0-42.0	24	14	22 20 24 37	44	S-9: Dense, gray, fine SAND and Silt, trace Gravel, trace Clay, wet.		ND
45		S-10	45.0-47.0	24	22	18 30 32 37	62	S-10: Dense, gray, fine SAND and Silt, trace Gravel, trace Clay, wet. Clay seam at 11-13", brown rock in tip.		ND
50		S-11	49.0-51.0	2	2	100 /2"		S-11: Very dense, brown/gray, weathered bedrock, MICA/SCHIST, black crystal.	7	ND
55	(5:16) (3:50) (3:24) (2:29) (2:17) (2:32)	C-1	54.0-56.0	24	24	RQD= 66%		C-1: Hard, slightly weathered to fresh, slightly fractured, fine to coarse grained, gray biotite SCHIST. Joints are extremely close, horizontal to mildly dipping, planer and stepped, rough to smooth, fresh to discolored.	8	
		C-2	56.0-61.0	60	60	RQD= 85%				
60										

Stratum Description	Depth (ft.)	Elev. (ft.)
TILL		
WEATHERED ROCK	51	
BEDROCK	54	

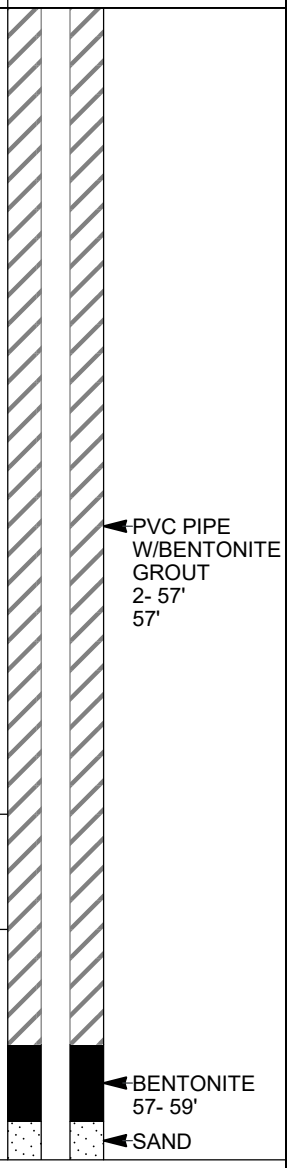

REMARKS

6 - 9/26/2022 switched to CME75 truck rig with 6" HSA, after S-6.
7 - Suspected weathered bedrock encountered at 51ft and competent bedrock encountered at 54'
8 - 5 inch permanent casing set at 54 ft

See Log Key for explanation of sample description and identification procedures. Stratification lines represent approximate boundaries between soil and bedrock types. Actual transitions may be gradual. Water level readings have been made at the times and under the conditions stated. Fluctuations of groundwater may occur due to other factors than those present at the times the measurements were made.

Exploration No.: MW-903B

GZA PLOG LIBRARY 03-20-2018.GLB; GZA TEMPLATE TEST BORING W/ EQUIP.; 1/11/2023; 3:59:14 PM

TEST BORING LOG

GZA GeoEnvironmental, Inc.
Engineers and Scientists

Troy Mills Landfill Superfund Site
Troy, New Hampshire

EXPLORATION NO.: MW-903B
SHEET: 3 of 3
PROJECT NO: 04.0190987.00
REVIEWED BY: M. Murphy

Logged By: E. Dyrness
Drilling Co.: Drilex Environmental, Inc.
Foreman: J. Hastings/C. Hogan

Type of Rig: ATV/Truck
Rig Model: CME 55/CME 75
Drilling Method: HSA/D&W

Boring Location: See Plan
Ground Surface Elev. (ft.):
Final Boring Depth (ft.): 71
Date Start - Finish: 9/23/2022 - 9/28/2022

H. Datum:
V. Datum:

Hammer Type: Auto
Hammer Weight (lb.): 140 lbs
Hammer Fall (in.): 30"
Auger or Casing O.D./I.D Dia (in.): 4 1/4"/ 6"

Sampler Type: Split Spoon
Sampler O.D. (in.): 2"
Sampler Length (in.): 24"
Rock Core Size: 60"

Groundwater Depth (ft.)				
Date	Time	Stab. Time	Water	Casing
N/A	N/A	N/A	N/A	N/A

Depth (ft)	Casing Blows/ (Core Rate)	Sample No.	Sample Depth (ft.)	Pen. (in)	Rec. (in)	Blows (RQD)	SPT Value	Sample Description Modified Burmister	Remark	Field Test Data	Stratum Description Depth (ft.)	Elev. (ft.)
	(2:00)							C-2: Hard, slightly weathered to fresh, sound to slightly fractured, fine to coarse grained, gray biotite SCHIST. Joints are extremely close, horizontal to mildly dipping, planer and stepped, rough to smooth, fresh to discolored.			BEDROCK	
	(2:52)	C-3	61.0-66.0	60	60	RQD= 66%						
	(3:21)											
	(3:37)											
	(3:00)											
65	(2:09)											
	(3:46)	C-4	66.0-69.0	36	36	RQD= 44%		C-3: Hard, slightly weathered, slightly fractured, fine to coarse grained, gray biotite SCHIST. Joints are extremely to very close, low to high angle, planer and undulating, rough to smooth, fresh to discolored.				
	(3:25)											
	(3:41)											
	(4:05)	C-5	69.0-71.0	24	20	RQD= 0%						
70	(3:15)										71	
75								C-4: Hard, slightly weathered, slightly fractured, fine to coarse grained, gray biotite SCHIST. Joints are very close, moderately dipping, undulating and planer, smooth to rough, fresh to discolored. C-5: Hard slightly weathered. slightly fractured, fine to coarse grain, gray, brittle Schist, joints are extremely close, vertical, planer and smooth, fresh.				
80								End of exploration at 71 feet.				
85												
90												

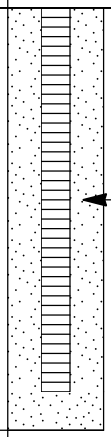

REMARKS

See Log Key for explanation of sample description and identification procedures. Stratification lines represent approximate boundaries between soil and bedrock types. Actual transitions may be gradual. Water level readings have been made at the times and under the conditions stated. Fluctuations of groundwater may occur due to other factors than those present at the times the measurements were made.

Exploration No.: MW-903B

GZA PLOG LIBRARY 03-20-2018.GLB; GZA TEMPLATE TEST BORING W/ EQUIP.; 1/11/2023; 3:59:14 PM

TEST BORING LOG

GZA GeoEnvironmental, Inc.
Engineers and Scientists

Troy Mills Landfill Superfund Site
Troy, New Hampshire

EXPLORATION NO.: MW-903S
SHEET: 1 of 1
PROJECT NO: 04.0190987.00
REVIEWED BY: M. Murphy

Logged By: E. Dyrness
Drilling Co.: Drilex Environmental, Inc.
Foreman: C. Hogan

Type of Rig: Truck
Rig Model: CME 75
Drilling Method: HSA

Boring Location: See Plan
Ground Surface Elev. (ft.):
Final Boring Depth (ft.): 12
Date Start - Finish: 9/27/2022 - 9/27/2022

H. Datum:
V. Datum:

Hammer Type: Auto
Hammer Weight (lb.): 140 lbs
Hammer Fall (in.): 30"
Auger or Casing O.D./I.D Dia (in.): 4" HSA

Sampler Type: Split Spoon
Sampler O.D. (in.): 2"
Sampler Length (in.): 24"
Rock Core Size: N/A

Groundwater Depth (ft.)

Date	Time	Stab. Time	Water	Casing
N/A	N/A	N/A	N/A	N/A

Depth (ft)	Casing Blows/ (Core Rate)	Sample No.	Sample Depth (ft.)	Pen. (in)	Rec. (in)	Blows (RQD)	SPT Value	Sample Description Modified Burmister	Remark	Field Test Data	Stratum Depth (ft.)	Stratum Description	Elev. (ft.)
		S-1	0.0-2.0	24	22	7 10 10 9	20	S-1: Medium dense, brown, fine to coarse SAND, trace Gravel, trace Silt, moist.	1	ND			
5		S-2	5.0-7.0	24	19	7 14 23 19	37	S-2: 0- 12": Dense, brown, fine to medium SAND, trace Silt, wet. 12- 19": Gray, rock/rock fragments, rock in tip.		ND		SAND	
10		S-3	10.0-12.0	24	4	7 10 15 24	25	S-3: Medium dense, brown/gray, fine to medium SAND and Silt, trace Gravel, rock in tip.		ND	12		
15								End of exploration at 12 feet.					
20													
25													
30													

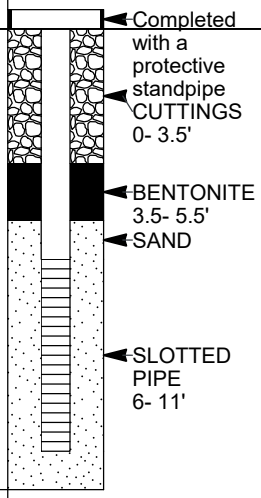

REMARKS

1 - Soil samples field screened for volatile organic compounds (VOCs) with an 11.7 ev lamp miniRAE 3000 photoionization detector (PID). Values represent meter response in parts per million (ppm) above background values for each sample. ND = None Detected above background.

See Log Key for explanation of sample description and identification procedures. Stratification lines represent approximate boundaries between soil and bedrock types. Actual transitions may be gradual. Water level readings have been made at the times and under the conditions stated. Fluctuations of groundwater may occur due to other factors than those present at the times the measurements were made.

Exploration No.: MW-903S

GZA PLOG LIBRARY 03-20-2018.GLB; GZA TEMPLATE TEST BORING W/ EQUIP.; 1/11/2023; 3:59:15 PM

Appendix H – Alpha Laboratory Analytical Soil Data Packages

ANALYTICAL REPORT

Lab Number:	L2260024
Client:	GZA GeoEnvironmental, Inc. / NHDES PO Box 95 29 Hazen Drive Concord, NH 03302-0095
ATTN:	Michael Summerlin
Phone:	(603) 271-3649
Project Name:	TROY MILLS LANDFILL SUPERFUND
Project Number:	04.0190987.33
Report Date:	11/30/22

The original project report/data package is held by Alpha Analytical. This report/data package is paginated and should be reproduced only in its entirety. Alpha Analytical holds no responsibility for results and/or data that are not consistent with the original.

Certifications & Approvals: MA (M-MA030), NH NELAP (2062), CT (PH-0141), DoD (L2474), FL (E87814), IL (200081), LA (85084), ME (MA00030), MD (350), NJ (MA015), NY (11627), NC (685), OH (CL106), PA (68-02089), RI (LAO00299), TX (T104704419), VT (VT-0015), VA (460194), WA (C954), US Army Corps of Engineers, USDA (Permit #P330-17-00150), USFWS (Permit #206964).

320 Forbes Boulevard, Mansfield, MA 02048-1806
508-822-9300 (Fax) 508-822-3288 800-624-9220 - www.alphalab.com

Project Name: TROY MILLS LANDFILL SUPERFUND
Project Number: 04.0190987.33

Lab Number: L2260024
Report Date: 11/30/22

Alpha Sample ID	Client ID	Matrix	Sample Location	Collection Date/Time	Receive Date
L2260024-01	TRY_MW-902B 1	SOIL	TROY, NH	10/22/22 09:05	10/26/22
L2260024-02	TRY_MW-902B 2	SOIL	TROY, NH	10/22/22 10:50	10/26/22
L2260024-03	TRY_MW-902B 3	SOIL	TROY, NH	10/22/22 11:55	10/26/22

Project Name:	TROY MILLS LANDFILL SUPERFUND	**Lab Number:**	L2260024
Project Number:	04.0190987.33	**Report Date:**	11/30/22

Case Narrative

The samples were received in accordance with the Chain of Custody and no significant deviations were encountered during the preparation or analysis unless otherwise noted. Sample Receipt, Container Information, and the Chain of Custody are located at the back of the report.

Results contained within this report relate only to the samples submitted under this Alpha Lab Number and meet NELAP requirements for all NELAP accredited parameters unless otherwise noted in the following narrative. The data presented in this report is organized by parameter (i.e. VOC, SVOC, etc.). Sample specific Quality Control data (i.e. Surrogate Spike Recovery) is reported at the end of the target analyte list for each individual sample, followed by the Laboratory Batch Quality Control at the end of each parameter. Tentatively Identified Compounds (TICs), if requested, are reported for compounds identified to be present and are not part of the method/program Target Compound List, even if only a subset of the TCL are being reported. If a sample was re-analyzed or re-extracted due to a required quality control corrective action and if both sets of data are reported, the Laboratory ID of the re-analysis or re-extraction is designated with an "R" or "RE", respectively.

When multiple Batch Quality Control elements are reported (e.g. more than one LCS), the associated samples for each element are noted in the grey shaded header line of each data table. Any Laboratory Batch, Sample Specific % recovery or RPD value that is outside the listed Acceptance Criteria is bolded in the report. In reference to questions H (CAM) or 4 (RCP) when "NO" is checked, the performance criteria for CAM and RCP methods allow for some quality control failures to occur and still be within method compliance. In these instances, the specific failure is not narrated but noted in the associated QC Outlier Summary Report, located directly after the Case Narrative. QC information is also incorporated in the Data Usability Assessment table (Format 11) of our Data Merger tool, where it can be reviewed in conjunction with the sample result, associated regulatory criteria and any associated data usability implications.

Soil/sediments, solids and tissues are reported on a dry weight basis unless otherwise noted. Definitions of all data qualifiers and acronyms used in this report are provided in the Glossary located at the back of the report.

HOLD POLICY - For samples submitted on hold, Alpha's policy is to hold samples (with the exception of Air canisters) free of charge for 21 calendar days from the date the project is completed. After 21 calendar days, we will dispose of all samples submitted including those put on hold unless you have contacted your Alpha Project Manager and made arrangements for Alpha to continue to hold the samples. Air canisters will be disposed after 3 business days from the date the project is completed.

Please contact Project Management at 800-624-9220 with any questions.

Project Name:	TROY MILLS LANDFILL SUPERFUND	**Lab Number:**	L2260024
Project Number:	04.0190987.33	**Report Date:**	11/30/22

Case Narrative (continued)

Perfluorinated Alkyl Acids by Isotope Dilution

L2260024-01, -02, and -03: The MeOH fraction of the extraction is reported for the following compounds: Perfluorooctanesulfonamide (FOSA), N-Methyl Perfluorooctane Sulfonamide (NMeFOSA), N-Ethyl Perfluorooctane Sulfonamide (NEtFOSA), N-Methyl Perfluorooctanesulfonamido Ethanol (NMeFOSE), and N-Ethyl Perfluorooctanesulfonamido Ethanol (NEtFOSE) due to better extraction efficiency of the Surrogates (Extracted Internal Standards).

L2260024-01, -02, -03, WG1706362-1 and WG1706362-2: Extracted Internal Standard recoveries were outside the acceptance criteria for individual analytes. Please refer to the surrogate section of the report for details.

I, the undersigned, attest under the pains and penalties of perjury that, to the best of my knowledge and belief and based upon my personal inquiry of those responsible for providing the information contained in this analytical report, such information is accurate and complete. This certificate of analysis is not complete unless this page accompanies any and all pages of this report.

Authorized Signature: Alycia Mogayzel

Title: Technical Director/Representative Date: 11/30/22

ORGANICS

SEMIVOLATILES

Project Name: TROY MILLS LANDFILL SUPERFUND **Lab Number:** L2260024

Project Number: 04.0190987.33 **Report Date:** 11/30/22

SAMPLE RESULTS

Lab ID: L2260024-01
Client ID: TRY_MW-902B 1
Sample Location: TROY, NH

Date Collected: 10/22/22 09:05
Date Received: 10/26/22
Field Prep: Not Specified

Sample Depth:
Matrix: Soil
Analytical Method: 134,LCMSMS-ID
Analytical Date: 11/23/22 12:59
Analyst: AC
Percent Solids: 96%

Extraction Method: ALPHA 23528
Extraction Date: 11/01/22 16:20

Parameter	Result	Qualifier	Units	RL	MDL	Dilution Factor
Perfluorinated Alkyl Acids by Isotope Dilution - Mansfield Lab						
Perfluorobutanoic Acid (PFBA)	ND		ng/g	0.476	--	1
Perfluoropentanoic Acid (PFPeA)	ND		ng/g	0.476	--	1
Perfluorobutanesulfonic Acid (PFBS)	ND		ng/g	0.238	--	1
1H,1H,2H,2H-Perfluorohexanesulfonic Acid (4:2FTS)	ND		ng/g	0.951	--	1
Perfluorohexanoic Acid (PFHxA)	ND		ng/g	0.476	--	1
Perfluoropentanesulfonic Acid (PFPeS)	ND		ng/g	0.951	--	1
Perfluoroheptanoic Acid (PFHpA)	ND		ng/g	0.238	--	1
Perfluorohexanesulfonic Acid (PFHxS)	ND		ng/g	0.238	--	1
Perfluorooctanoic Acid (PFOA)	0.293		ng/g	0.238	--	1
1H,1H,2H,2H-Perfluorooctanesulfonic Acid (6:2FTS)	ND		ng/g	0.476	--	1
Perfluoroheptanesulfonic Acid (PFHpS)	ND		ng/g	0.476	--	1
Perfluorononanoic Acid (PFNA)	0.319		ng/g	0.238	--	1
Perfluorooctanesulfonic Acid (PFOS)	0.652		ng/g	0.238	--	1
Perfluorodecanoic Acid (PFDA)	1.75		ng/g	0.238	--	1
1H,1H,2H,2H-Perfluorodecanesulfonic Acid (8:2FTS)	ND		ng/g	0.476	--	1
Perfluorononanesulfonic Acid (PFNS)	ND		ng/g	0.951	--	1
N-Methyl Perfluorooctanesulfonamidoacetic Acid (NMeFOSAA)	ND		ng/g	0.476	--	1
Perfluoroundecanoic Acid (PFUnA)	0.709		ng/g	0.476	--	1
Perfluorodecanesulfonic Acid (PFDS)	ND		ng/g	0.476	--	1
N-Ethyl Perfluorooctanesulfonamidoacetic Acid (NEtFOSAA)	ND		ng/g	0.476	--	1
Perfluorododecanoic Acid (PFDoA)	0.612		ng/g	0.476	--	1
Perfluorotridecanoic Acid (PFTrDA)	ND		ng/g	0.476	--	1
Perfluorotetradecanoic Acid (PFTA)	ND		ng/g	0.476	--	1
2,3,3,3-Tetrafluoro-2-[1,1,2,2,3,3,3-Heptafluoropropoxy]-Propanoic Acid (HFPO-DA)	ND		ng/g	9.51	--	1
4,8-Dioxa-3h-Perfluorononanoic Acid (ADONA)	ND		ng/g	0.951	--	1
Perfluorohexadecanoic Acid (PFHxDA)	ND		ng/g	2.38	--	1
Perfluorooctadecanoic Acid (PFODA)	ND		ng/g	2.38	--	1

Project Name: TROY MILLS LANDFILL SUPERFUND **Lab Number:** L2260024

Project Number: 04.0190987.33 **Report Date:** 11/30/22

SAMPLE RESULTS

Lab ID: L2260024-01 Date Collected: 10/22/22 09:05

Client ID: TRY_MW-902B 1 Date Received: 10/26/22

Sample Location: TROY, NH Field Prep: Not Specified

Sample Depth:

Parameter	Result	Qualifier	Units	RL	MDL	Dilution Factor
Perfluorinated Alkyl Acids by Isotope Dilution - Mansfield Lab						
Perfluorododecane Sulfonic Acid (PFDoDS)	ND		ng/g	0.951	--	1
1H,1H,2H,2H-Perfluorododecanesulfonic Acid (10:2FTS)	ND		ng/g	0.951	--	1
9-Chlorohexadecafluoro-3-Oxanone-1-Sulfonic Acid (9Cl-PF3ONS)	ND		ng/g	0.951	--	1
11-Chloroeicosafluoro-3-Oxaundecane-1-Sulfonic Acid (11Cl-PF3OUdS)	ND		ng/g	0.951	--	1
Perfluoro-3-Methoxypropanoic Acid (PFMPA)	ND		ng/g	0.951	--	1
Perfluoro-4-Methoxybutanoic Acid (PFMBA)	ND		ng/g	0.951	--	1
Perfluoro(2-Ethoxyethane)Sulfonic Acid (PFEESA)	ND		ng/g	0.951	--	1
Nonafluoro-3,6-Dioxaheptanoic Acid (NFDHA)	ND		ng/g	0.951	--	1

Surrogate (Extracted Internal Standard)	% Recovery	Qualifier	Acceptance Criteria
Perfluoro[13C4]Butanoic Acid (MPFBA)	86		61-135
Perfluoro[13C5]Pentanoic Acid (M5PFPEA)	92		58-150
Perfluoro[2,3,4-13C3]Butanesulfonic Acid (M3PFBS)	87		74-139
1H,1H,2H,2H-Perfluoro[1,2-13C2]Hexanesulfonic Acid (M2-4:2FTS)	96		14-167
Perfluoro[1,2,3,4,6-13C5]Hexanoic Acid (M5PFHxA)	87		66-128
Perfluoro[1,2,3,4-13C4]Heptanoic Acid (M4PFHpA)	82		71-129
Perfluoro[1,2,3-13C3]Hexanesulfonic Acid (M3PFHxS)	93		78-139
Perfluoro[13C8]Octanoic Acid (M8PFOA)	89		75-130
1H,1H,2H,2H-Perfluoro[1,2-13C2]Octanesulfonic Acid (M2-6:2FTS)	104		20-154
Perfluoro[13C9]Nonanoic Acid (M9PFNA)	91		72-140
Perfluoro[13C8]Octanesulfonic Acid (M8PFOS)	90		79-136
Perfluoro[1,2,3,4,5,6-13C6]Decanoic Acid (M6PFDA)	88		75-130
1H,1H,2H,2H-Perfluoro[1,2-13C2]Decanesulfonic Acid (M2-8:2FTS)	110		19-175
N-Deuteriomethylperfluoro-1-octanesulfonamidoacetic Acid (d3-NMeFOSAA)	67		31-134
Perfluoro[1,2,3,4,5,6,7-13C7]Undecanoic Acid (M7-PFUDA)	101		61-155
N-Deuterioethylperfluoro-1-octanesulfonamidoacetic Acid (d5-NEtFOSAA)	65		34-137
Perfluoro[1,2-13C2]Dodecanoic Acid (MPFDOA)	99		54-150
Perfluoro[1,2-13C2]Tetradecanoic Acid (M2PFTEDA)	91		24-159
2,3,3,3-Tetrafluoro-2-[1,1,2,2,3,3,3-Heptafluoropropoxy]-13C3-Propanoic Acid (M3HFPO-DA)	87		10-203
Perfluoro[13C2]Hexadecanoic Acid (M2PFHxDA)	110		10-145
1H,1H,2H,2H-Perfluorododecane Sulfonate (M2D4-10:2FTS)	**187**	Q	50-150

Project Name: TROY MILLS LANDFILL SUPERFUND **Lab Number:** L2260024

Project Number: 04.0190987.33 **Report Date:** 11/30/22

SAMPLE RESULTS

Lab ID: L2260024-01
Client ID: TRY_MW-902B 1
Sample Location: TROY, NH

Date Collected: 10/22/22 09:05
Date Received: 10/26/22
Field Prep: Not Specified

Sample Depth:
Matrix: Soil
Analytical Method: 134,LCMSMS-ID
Analytical Date: 11/23/22 18:20
Analyst: JW
Percent Solids: 96%

Extraction Method: ALPHA 23528
Extraction Date: 11/01/22 16:20

Parameter	Result	Qualifier	Units	RL	MDL	Dilution Factor
Perfluorinated Alkyl Acids by Isotope Dilution - Mansfield Lab						
Perfluorooctanesulfonamide (FOSA)	ND		ng/g	0.476	--	1
N-Methyl Perfluorooctane Sulfonamide (NMeFOSA)	ND		ng/g	0.951	--	1
N-Ethyl Perfluorooctane Sulfonamide (NEtFOSA)	ND		ng/g	0.951	--	1
N-Methyl Perfluorooctanesulfonamido Ethanol (NMeFOSE)	ND		ng/g	1.90	--	1
N-Ethyl Perfluorooctanesulfonamido Ethanol (NEtFOSE)	ND		ng/g	1.90	--	1

Surrogate (Extracted Internal Standard)	% Recovery	Qualifier	Acceptance Criteria
Perfluoro[13C8]Octanesulfonamide (M8FOSA)	78		5-117
N-Methyl-d3-Perfluoro-1-Octanesulfonamide (d3-NMeFOSA)	84		10-146
N-Ethyl-d5-Perfluoro-1-Octanesulfonamide (d5-NEtFOSA)	89		10-145
2-(N-Methyl-d3-Perfluoro-1-Octanesulfonamido)ethan-d4-ol (d7-NMeFOSE)	78		10-146
2-(N-Ethyl-d5-Perfluoro-1-Octanesulfonamido)ethan-d4-ol (d9-NEtFOSE)	83		10-129

Project Name: TROY MILLS LANDFILL SUPERFUND **Lab Number:** L2260024

Project Number: 04.0190987.33 **Report Date:** 11/30/22

SAMPLE RESULTS

Lab ID: L2260024-02
Client ID: TRY_MW-902B 2
Sample Location: TROY, NH

Date Collected: 10/22/22 10:50
Date Received: 10/26/22
Field Prep: Not Specified

Sample Depth:
Matrix: Soil
Analytical Method: 134,LCMSMS-ID
Analytical Date: 11/23/22 13:32
Analyst: AC
Percent Solids: 90%

Extraction Method: ALPHA 23528
Extraction Date: 11/01/22 16:20

Parameter	Result	Qualifier	Units	RL	MDL	Dilution Factor
Perfluorinated Alkyl Acids by Isotope Dilution - Mansfield Lab						
Perfluorobutanoic Acid (PFBA)	ND		ng/g	0.524	--	1
Perfluoropentanoic Acid (PFPeA)	ND		ng/g	0.524	--	1
Perfluorobutanesulfonic Acid (PFBS)	ND		ng/g	0.262	--	1
1H,1H,2H,2H-Perfluorohexanesulfonic Acid (4:2FTS)	ND		ng/g	1.05	--	1
Perfluorohexanoic Acid (PFHxA)	ND		ng/g	0.524	--	1
Perfluoropentanesulfonic Acid (PFPeS)	ND		ng/g	1.05	--	1
Perfluoroheptanoic Acid (PFHpA)	0.368		ng/g	0.262	--	1
Perfluorohexanesulfonic Acid (PFHxS)	ND		ng/g	0.262	--	1
Perfluorooctanoic Acid (PFOA)	ND		ng/g	0.262	--	1
1H,1H,2H,2H-Perfluorooctanesulfonic Acid (6:2FTS)	ND		ng/g	0.524	--	1
Perfluoroheptanesulfonic Acid (PFHpS)	ND		ng/g	0.524	--	1
Perfluorononanoic Acid (PFNA)	ND		ng/g	0.262	--	1
Perfluorooctanesulfonic Acid (PFOS)	ND		ng/g	0.262	--	1
Perfluorodecanoic Acid (PFDA)	ND		ng/g	0.262	--	1
1H,1H,2H,2H-Perfluorodecanesulfonic Acid (8:2FTS)	ND		ng/g	0.524	--	1
Perfluorononanesulfonic Acid (PFNS)	ND		ng/g	1.05	--	1
N-Methyl Perfluorooctanesulfonamidoacetic Acid (NMeFOSAA)	ND		ng/g	0.524	--	1
Perfluoroundecanoic Acid (PFUnA)	ND		ng/g	0.524	--	1
Perfluorodecanesulfonic Acid (PFDS)	ND		ng/g	0.524	--	1
N-Ethyl Perfluorooctanesulfonamidoacetic Acid (NEtFOSAA)	ND		ng/g	0.524	--	1
Perfluorododecanoic Acid (PFDoA)	ND		ng/g	0.524	--	1
Perfluorotridecanoic Acid (PFTrDA)	ND		ng/g	0.524	--	1
Perfluorotetradecanoic Acid (PFTA)	ND		ng/g	0.524	--	1
2,3,3,3-Tetrafluoro-2-[1,1,2,2,3,3,3-Heptafluoropropoxy]-Propanoic Acid (HFPO-DA)	ND		ng/g	10.5	--	1
4,8-Dioxa-3h-Perfluorononanoic Acid (ADONA)	ND		ng/g	1.05	--	1
Perfluorohexadecanoic Acid (PFHxDA)	ND		ng/g	2.62	--	1
Perfluorooctadecanoic Acid (PFODA)	ND		ng/g	2.62	--	1

Project Name: TROY MILLS LANDFILL SUPERFUND **Lab Number:** L2260024

Project Number: 04.0190987.33 **Report Date:** 11/30/22

SAMPLE RESULTS

Lab ID: L2260024-02 Date Collected: 10/22/22 10:50

Client ID: TRY_MW-902B 2 Date Received: 10/26/22

Sample Location: TROY, NH Field Prep: Not Specified

Sample Depth:

Parameter	Result	Qualifier	Units	RL	MDL	Dilution Factor
Perfluorinated Alkyl Acids by Isotope Dilution - Mansfield Lab						
Perfluorododecane Sulfonic Acid (PFDoDS)	ND		ng/g	1.05	--	1
1H,1H,2H,2H-Perfluorododecanesulfonic Acid (10:2FTS)	ND		ng/g	1.05	--	1
9-Chlorohexadecafluoro-3-Oxanone-1-Sulfonic Acid (9Cl-PF3ONS)	ND		ng/g	1.05	--	1
11-Chloroeicosafluoro-3-Oxaundecane-1-Sulfonic Acid (11Cl-PF3OUdS)	ND		ng/g	1.05	--	1
Perfluoro-3-Methoxypropanoic Acid (PFMPA)	ND		ng/g	1.05	--	1
Perfluoro-4-Methoxybutanoic Acid (PFMBA)	ND		ng/g	1.05	--	1
Perfluoro(2-Ethoxyethane)Sulfonic Acid (PFEESA)	ND		ng/g	1.05	--	1
Nonafluoro-3,6-Dioxaheptanoic Acid (NFDHA)	ND		ng/g	1.05	--	1

Surrogate (Extracted Internal Standard)	% Recovery	Qualifier	Acceptance Criteria
Perfluoro[13C4]Butanoic Acid (MPFBA)	**26**	Q	61-135
Perfluoro[13C5]Pentanoic Acid (M5PFPEA)	**37**	Q	58-150
Perfluoro[2,3,4-13C3]Butanesulfonic Acid (M3PFBS)	**71**	Q	74-139
1H,1H,2H,2H-Perfluoro[1,2-13C2]Hexanesulfonic Acid (M2-4:2FTS)	74		14-167
Perfluoro[1,2,3,4,6-13C5]Hexanoic Acid (M5PFHxA)	**46**	Q	66-128
Perfluoro[1,2,3,4-13C4]Heptanoic Acid (M4PFHpA)	**55**	Q	71-129
Perfluoro[1,2,3-13C3]Hexanesulfonic Acid (M3PFHxS)	**76**	Q	78-139
Perfluoro[13C8]Octanoic Acid (M8PFOA)	**64**	Q	75-130
1H,1H,2H,2H-Perfluoro[1,2-13C2]Octanesulfonic Acid (M2-6:2FTS)	88		20-154
Perfluoro[13C9]Nonanoic Acid (M9PFNA)	**68**	Q	72-140
Perfluoro[13C8]Octanesulfonic Acid (M8PFOS)	81		79-136
Perfluoro[1,2,3,4,5,6-13C6]Decanoic Acid (M6PFDA)	75		75-130
1H,1H,2H,2H-Perfluoro[1,2-13C2]Decanesulfonic Acid (M2-8:2FTS)	102		19-175
N-Deuteriomethylperfluoro-1-octanesulfonamidoacetic Acid (d3-NMeFOSAA)	**5**	Q	31-134
Perfluoro[1,2,3,4,5,6,7-13C7]Undecanoic Acid (M7-PFUDA)	83		61-155
N-Deuterioethylperfluoro-1-octanesulfonamidoacetic Acid (d5-NEtFOSAA)	**5**	Q	34-137
Perfluoro[1,2-13C2]Dodecanoic Acid (MPFDOA)	86		54-150
Perfluoro[1,2-13C2]Tetradecanoic Acid (M2PFTEDA)	83		24-159
2,3,3,3-Tetrafluoro-2-[1,1,2,2,3,3,3-Heptafluoropropoxy]-13C3-Propanoic Acid (M3HFPO-DA)	42		10-203
Perfluoro[13C2]Hexadecanoic Acid (M2PFHxDA)	91		10-145
1H,1H,2H,2H-Perfluorododecane Sulfonate (M2D4-10:2FTS)	150		50-150

Project Name: TROY MILLS LANDFILL SUPERFUND **Lab Number:** L2260024

Project Number: 04.0190987.33 **Report Date:** 11/30/22

SAMPLE RESULTS

Lab ID: L2260024-02
Client ID: TRY_MW-902B 2
Sample Location: TROY, NH

Date Collected: 10/22/22 10:50
Date Received: 10/26/22
Field Prep: Not Specified

Sample Depth:
Matrix: Soil
Analytical Method: 134,LCMSMS-ID
Analytical Date: 11/23/22 18:27
Analyst: JW
Percent Solids: 90%

Extraction Method: ALPHA 23528
Extraction Date: 11/01/22 16:20

Parameter	Result	Qualifier	Units	RL	MDL	Dilution Factor
Perfluorinated Alkyl Acids by Isotope Dilution - Mansfield Lab						
Perfluorooctanesulfonamide (FOSA)	ND		ng/g	0.524	--	1
N-Methyl Perfluorooctane Sulfonamide (NMeFOSA)	ND		ng/g	1.05	--	1
N-Ethyl Perfluorooctane Sulfonamide (NEtFOSA)	ND		ng/g	1.05	--	1
N-Methyl Perfluorooctanesulfonamido Ethanol (NMeFOSE)	ND		ng/g	2.09	--	1
N-Ethyl Perfluorooctanesulfonamido Ethanol (NEtFOSE)	ND		ng/g	2.09	--	1

Surrogate (Extracted Internal Standard)	% Recovery	Qualifier	Acceptance Criteria
Perfluoro[13C8]Octanesulfonamide (M8FOSA)	73		5-117
N-Methyl-d3-Perfluoro-1-Octanesulfonamide (d3-NMeFOSA)	80		10-146
N-Ethyl-d5-Perfluoro-1-Octanesulfonamide (d5-NEtFOSA)	87		10-145
2-(N-Methyl-d3-Perfluoro-1-Octanesulfonamido)ethan-d4-ol (d7-NMeFOSE)	74		10-146
2-(N-Ethyl-d5-Perfluoro-1-Octanesulfonamido)ethan-d4-ol (d9-NEtFOSE)	80		10-129

Project Name: TROY MILLS LANDFILL SUPERFUND **Lab Number:** L2260024

Project Number: 04.0190987.33 **Report Date:** 11/30/22

SAMPLE RESULTS

Lab ID: L2260024-03
Client ID: TRY_MW-902B 3
Sample Location: TROY, NH

Date Collected: 10/22/22 11:55
Date Received: 10/26/22
Field Prep: Not Specified

Sample Depth:
Matrix: Soil
Analytical Method: 134,LCMSMS-ID
Analytical Date: 11/23/22 13:49
Analyst: AC
Percent Solids: 89%

Extraction Method: ALPHA 23528
Extraction Date: 11/01/22 16:20

Parameter	Result	Qualifier	Units	RL	MDL	Dilution Factor
Perfluorinated Alkyl Acids by Isotope Dilution - Mansfield Lab						
Perfluorobutanoic Acid (PFBA)	ND		ng/g	0.531	--	1
Perfluoropentanoic Acid (PFPeA)	ND		ng/g	0.531	--	1
Perfluorobutanesulfonic Acid (PFBS)	ND		ng/g	0.266	--	1
1H,1H,2H,2H-Perfluorohexanesulfonic Acid (4:2FTS)	ND		ng/g	1.06	--	1
Perfluorohexanoic Acid (PFHxA)	ND		ng/g	0.531	--	1
Perfluoropentanesulfonic Acid (PFPeS)	ND		ng/g	1.06	--	1
Perfluoroheptanoic Acid (PFHpA)	ND		ng/g	0.266	--	1
Perfluorohexanesulfonic Acid (PFHxS)	ND		ng/g	0.266	--	1
Perfluorooctanoic Acid (PFOA)	ND		ng/g	0.266	--	1
1H,1H,2H,2H-Perfluorooctanesulfonic Acid (6:2FTS)	ND		ng/g	0.531	--	1
Perfluoroheptanesulfonic Acid (PFHpS)	ND		ng/g	0.531	--	1
Perfluorononanoic Acid (PFNA)	ND		ng/g	0.266	--	1
Perfluorooctanesulfonic Acid (PFOS)	ND		ng/g	0.266	--	1
Perfluorodecanoic Acid (PFDA)	ND		ng/g	0.266	--	1
1H,1H,2H,2H-Perfluorodecanesulfonic Acid (8:2FTS)	ND		ng/g	0.531	--	1
Perfluorononanesulfonic Acid (PFNS)	ND		ng/g	1.06	--	1
N-Methyl Perfluorooctanesulfonamidoacetic Acid (NMeFOSAA)	ND		ng/g	0.531	--	1
Perfluoroundecanoic Acid (PFUnA)	ND		ng/g	0.531	--	1
Perfluorodecanesulfonic Acid (PFDS)	ND		ng/g	0.531	--	1
N-Ethyl Perfluorooctanesulfonamidoacetic Acid (NEtFOSAA)	ND		ng/g	0.531	--	1
Perfluorododecanoic Acid (PFDoA)	ND		ng/g	0.531	--	1
Perfluorotridecanoic Acid (PFTrDA)	ND		ng/g	0.531	--	1
Perfluorotetradecanoic Acid (PFTA)	ND		ng/g	0.531	--	1
2,3,3,3-Tetrafluoro-2-[1,1,2,2,3,3,3-Heptafluoropropoxy]-Propanoic Acid (HFPO-DA)	ND		ng/g	10.6	--	1
4,8-Dioxa-3h-Perfluorononanoic Acid (ADONA)	ND		ng/g	1.06	--	1
Perfluorohexadecanoic Acid (PFHxDA)	ND		ng/g	2.66	--	1
Perfluorooctadecanoic Acid (PFODA)	ND		ng/g	2.66	--	1

Project Name: TROY MILLS LANDFILL SUPERFUND **Lab Number:** L2260024

Project Number: 04.0190987.33 **Report Date:** 11/30/22

SAMPLE RESULTS

Lab ID: L2260024-03 Date Collected: 10/22/22 11:55

Client ID: TRY_MW-902B 3 Date Received: 10/26/22

Sample Location: TROY, NH Field Prep: Not Specified

Sample Depth:

Parameter	Result	Qualifier	Units	RL	MDL	Dilution Factor
Perfluorinated Alkyl Acids by Isotope Dilution - Mansfield Lab						
Perfluorododecane Sulfonic Acid (PFDoDS)	ND		ng/g	1.06	--	1
1H,1H,2H,2H-Perfluorododecanesulfonic Acid (10:2FTS)	ND		ng/g	1.06	--	1
9-Chlorohexadecafluoro-3-Oxanone-1-Sulfonic Acid (9Cl-PF3ONS)	ND		ng/g	1.06	--	1
11-Chloroeicosafluoro-3-Oxaundecane-1-Sulfonic Acid (11Cl-PF3OUdS)	ND		ng/g	1.06	--	1
Perfluoro-3-Methoxypropanoic Acid (PFMPA)	ND		ng/g	1.06	--	1
Perfluoro-4-Methoxybutanoic Acid (PFMBA)	ND		ng/g	1.06	--	1
Perfluoro(2-Ethoxyethane)Sulfonic Acid (PFEESA)	ND		ng/g	1.06	--	1
Nonafluoro-3,6-Dioxaheptanoic Acid (NFDHA)	ND		ng/g	1.06	--	1

Surrogate (Extracted Internal Standard)	% Recovery	Qualifier	Acceptance Criteria
Perfluoro[13C4]Butanoic Acid (MPFBA)	**40**	Q	61-135
Perfluoro[13C5]Pentanoic Acid (M5PFPEA)	**48**	Q	58-150
Perfluoro[2,3,4-13C3]Butanesulfonic Acid (M3PFBS)	85		74-139
1H,1H,2H,2H-Perfluoro[1,2-13C2]Hexanesulfonic Acid (M2-4:2FTS)	93		14-167
Perfluoro[1,2,3,4,6-13C5]Hexanoic Acid (M5PFHxA)	**49**	Q	66-128
Perfluoro[1,2,3,4-13C4]Heptanoic Acid (M4PFHpA)	**54**	Q	71-129
Perfluoro[1,2,3-13C3]Hexanesulfonic Acid (M3PFHxS)	91		78-139
Perfluoro[13C8]Octanoic Acid (M8PFOA)	**64**	Q	75-130
1H,1H,2H,2H-Perfluoro[1,2-13C2]Octanesulfonic Acid (M2-6:2FTS)	96		20-154
Perfluoro[13C9]Nonanoic Acid (M9PFNA)	**71**	Q	72-140
Perfluoro[13C8]Octanesulfonic Acid (M8PFOS)	94		79-136
Perfluoro[1,2,3,4,5,6-13C6]Decanoic Acid (M6PFDA)	**71**	Q	75-130
1H,1H,2H,2H-Perfluoro[1,2-13C2]Decanesulfonic Acid (M2-8:2FTS)	130		19-175
N-Deuteriomethylperfluoro-1-octanesulfonamidoacetic Acid (d3-NMeFOSAA)	53		31-134
Perfluoro[1,2,3,4,5,6,7-13C7]Undecanoic Acid (M7-PFUDA)	86		61-155
N-Deuterioethylperfluoro-1-octanesulfonamidoacetic Acid (d5-NEtFOSAA)	50		34-137
Perfluoro[1,2-13C2]Dodecanoic Acid (MPFDOA)	86		54-150
Perfluoro[1,2-13C2]Tetradecanoic Acid (M2PFTEDA)	82		24-159
2,3,3,3-Tetrafluoro-2-[1,1,2,2,3,3,3-Heptafluoropropoxy]-13C3-Propanoic Acid (M3HFPO-DA)	62		10-203
Perfluoro[13C2]Hexadecanoic Acid (M2PFHxDA)	89		10-145
1H,1H,2H,2H-Perfluorododecane Sulfonate (M2D4-10:2FTS)	**178**	Q	50-150

Project Name: TROY MILLS LANDFILL SUPERFUND **Lab Number:** L2260024

Project Number: 04.0190987.33 **Report Date:** 11/30/22

SAMPLE RESULTS

Lab ID: L2260024-03
Client ID: TRY_MW-902B 3
Sample Location: TROY, NH

Date Collected: 10/22/22 11:55
Date Received: 10/26/22
Field Prep: Not Specified

Sample Depth:
Matrix: Soil
Analytical Method: 134,LCMSMS-ID
Analytical Date: 11/23/22 18:33
Analyst: JW
Percent Solids: 89%

Extraction Method: ALPHA 23528
Extraction Date: 11/01/22 16:20

Parameter	Result	Qualifier	Units	RL	MDL	Dilution Factor
Perfluorinated Alkyl Acids by Isotope Dilution - Mansfield Lab						
Perfluorooctanesulfonamide (FOSA)	ND		ng/g	0.531	--	1
N-Methyl Perfluorooctane Sulfonamide (NMeFOSA)	ND		ng/g	1.06	--	1
N-Ethyl Perfluorooctane Sulfonamide (NEtFOSA)	ND		ng/g	1.06	--	1
N-Methyl Perfluorooctanesulfonamido Ethanol (NMeFOSE)	ND		ng/g	2.12	--	1
N-Ethyl Perfluorooctanesulfonamido Ethanol (NEtFOSE)	ND		ng/g	2.12	--	1

Surrogate (Extracted Internal Standard)	% Recovery	Qualifier	Acceptance Criteria
Perfluoro[13C8]Octanesulfonamide (M8FOSA)	79		5-117
N-Methyl-d3-Perfluoro-1-Octanesulfonamide (d3-NMeFOSA)	83		10-146
N-Ethyl-d5-Perfluoro-1-Octanesulfonamide (d5-NEtFOSA)	83		10-145
2-(N-Methyl-d3-Perfluoro-1-Octanesulfonamido)ethan-d4-ol (d7-NMeFOSE)	75		10-146
2-(N-Ethyl-d5-Perfluoro-1-Octanesulfonamido)ethan-d4-ol (d9-NEtFOSE)	78		10-129

Project Name: TROY MILLS LANDFILL SUPERFUND **Lab Number:** L2260024

Project Number: 04.0190987.33 **Report Date:** 11/30/22

Method Blank Analysis
Batch Quality Control

Analytical Method: 134,LCMSMS-ID
Analytical Date: 11/02/22 10:56
Analyst: RS

Extraction Method: ALPHA 23528
Extraction Date: 11/01/22 16:20

Parameter	Result	Qualifier	Units	RL	MDL
Perfluorinated Alkyl Acids by Isotope Dilution - Mansfield Lab for sample(s): 01-03 Batch: WG1706362-1					
Perfluorobutanoic Acid (PFBA)	ND		ng/g	0.500	--
Perfluoropentanoic Acid (PFPeA)	ND		ng/g	0.500	--
Perfluorobutanesulfonic Acid (PFBS)	ND		ng/g	0.250	--
1H,1H,2H,2H-Perfluorohexanesulfonic Acid (4:2FTS)	ND		ng/g	1.00	--
Perfluorohexanoic Acid (PFHxA)	ND		ng/g	0.500	--
Perfluoropentanesulfonic Acid (PFPeS)	ND		ng/g	1.00	--
Perfluoroheptanoic Acid (PFHpA)	ND		ng/g	0.250	--
Perfluorohexanesulfonic Acid (PFHxS)	ND		ng/g	0.250	--
Perfluorooctanoic Acid (PFOA)	ND		ng/g	0.250	--
1H,1H,2H,2H-Perfluorooctanesulfonic Acid (6:2FTS)	ND		ng/g	0.500	--
Perfluoroheptanesulfonic Acid (PFHpS)	ND		ng/g	0.500	--
Perfluorononanoic Acid (PFNA)	ND		ng/g	0.250	--
Perfluorooctanesulfonic Acid (PFOS)	ND		ng/g	0.250	--
Perfluorodecanoic Acid (PFDA)	ND		ng/g	0.250	--
1H,1H,2H,2H-Perfluorodecanesulfonic Acid (8:2FTS)	ND		ng/g	0.500	--
Perfluorononanesulfonic Acid (PFNS)	ND		ng/g	1.00	--
N-Methyl Perfluorooctanesulfonamidoacetic Acid (NMeFOSAA)	ND		ng/g	0.500	--
Perfluoroundecanoic Acid (PFUnA)	ND		ng/g	0.500	--
Perfluorodecanesulfonic Acid (PFDS)	ND		ng/g	0.500	--
Perfluorooctanesulfonamide (FOSA)	ND		ng/g	0.500	--
N-Ethyl Perfluorooctanesulfonamidoacetic Acid (NEtFOSAA)	ND		ng/g	0.500	--
Perfluorododecanoic Acid (PFDoA)	ND		ng/g	0.500	--
Perfluorotridecanoic Acid (PFTrDA)	ND		ng/g	0.500	--
Perfluorotetradecanoic Acid (PFTA)	ND		ng/g	0.500	--
2,3,3,3-Tetrafluoro-2-[1,1,2,2,3,3,3-Heptafluoropropoxy]-Propanoic Acid (HFPO-DA)	ND		ng/g	10.0	--
4,8-Dioxa-3h-Perfluorononanoic Acid (ADONA)	ND		ng/g	1.00	--

Project Name: TROY MILLS LANDFILL SUPERFUND
Project Number: 04.0190987.33

Lab Number: L2260024
Report Date: 11/30/22

Method Blank Analysis
Batch Quality Control

Analytical Method: 134,LCMSMS-ID
Analytical Date: 11/02/22 10:56
Analyst: RS

Extraction Method: ALPHA 23528
Extraction Date: 11/01/22 16:20

Parameter	Result	Qualifier	Units	RL	MDL
Perfluorinated Alkyl Acids by Isotope Dilution - Mansfield Lab for sample(s): 01-03 Batch: WG1706362-1					
Perfluorohexadecanoic Acid (PFHxDA)	ND		ng/g	2.50	--
Perfluorooctadecanoic Acid (PFODA)	ND		ng/g	2.50	--
Perfluorododecane Sulfonic Acid (PFDoDS)	ND		ng/g	1.00	--
1H,1H,2H,2H-Perfluorododecanesulfonic Acid (10:2FTS)	ND		ng/g	1.00	--
9-Chlorohexadecafluoro-3-Oxanone-1-Sulfonic Acid (9Cl-PF3ONS)	ND		ng/g	1.00	--
11-Chloroeicosafluoro-3-Oxaundecane-1-Sulfonic Acid (11Cl-PF3OUdS)	ND		ng/g	1.00	--
Perfluoro-3-Methoxypropanoic Acid (PFMPA)	ND		ng/g	1.00	--
Perfluoro-4-Methoxybutanoic Acid (PFMBA)	ND		ng/g	1.00	--
Perfluoro(2-Ethoxyethane)Sulfonic Acid (PFEESA)	ND		ng/g	1.00	--
Nonafluoro-3,6-Dioxaheptanoic Acid (NFDHA)	ND		ng/g	1.00	--

Project Name: TROY MILLS LANDFILL SUPERFUND **Lab Number:** L2260024

Project Number: 04.0190987.33 **Report Date:** 11/30/22

Method Blank Analysis
Batch Quality Control

Analytical Method: 134,LCMSMS-ID
Analytical Date: 11/02/22 10:56
Analyst: RS

Extraction Method: ALPHA 23528
Extraction Date: 11/01/22 16:20

Parameter	Result	Qualifier	Units	RL	MDL
Perfluorinated Alkyl Acids by Isotope Dilution - Mansfield Lab for sample(s): 01-03 Batch: WG1706362-1					

Surrogate (Extracted Internal Standard)	%Recovery	Qualifier	Acceptance Criteria
Perfluoro[13C4]Butanoic Acid (MPFBA)	**40**	Q	61-135
Perfluoro[13C5]Pentanoic Acid (M5PFPEA)	**46**	Q	58-150
Perfluoro[2,3,4-13C3]Butanesulfonic Acid (M3PFBS)	93		74-139
1H,1H,2H,2H-Perfluoro[1,2-13C2]Hexanesulfonic Acid (M2-4:2FTS)	78		14-167
Perfluoro[1,2,3,4,6-13C5]Hexanoic Acid (M5PFHxA)	**51**	Q	66-128
Perfluoro[1,2,3,4-13C4]Heptanoic Acid (M4PFHpA)	**53**	Q	71-129
Perfluoro[1,2,3-13C3]Hexanesulfonic Acid (M3PFHxS)	103		78-139
Perfluoro[13C8]Octanoic Acid (M8PFOA)	**74**	Q	75-130
1H,1H,2H,2H-Perfluoro[1,2-13C2]Octanesulfonic Acid (M2-6:2FTS)	85		20-154
Perfluoro[13C9]Nonanoic Acid (M9PFNA)	**62**	Q	72-140
Perfluoro[13C8]Octanesulfonic Acid (M8PFOS)	83		79-136
Perfluoro[1,2,3,4,5,6-13C6]Decanoic Acid (M6PFDA)	76		75-130
1H,1H,2H,2H-Perfluoro[1,2-13C2]Decanesulfonic Acid (M2-8:2FTS)	96		19-175
N-Deuteriomethylperfluoro-1-octanesulfonamidoacetic Acid (d3-NMeFOSAA)	36		31-134
Perfluoro[1,2,3,4,5,6,7-13C7]Undecanoic Acid (M7-PFUDA)	75		61-155
Perfluoro[13C8]Octanesulfonamide (M8FOSA)	19		5-117
N-Deuterioethylperfluoro-1-octanesulfonamidoacetic Acid (d5-NEtFOSAA)	**32**	Q	34-137
Perfluoro[1,2-13C2]Dodecanoic Acid (MPFDOA)	54		54-150
Perfluoro[1,2-13C2]Tetradecanoic Acid (M2PFTEDA)	91		24-159
2,3,3,3-Tetrafluoro-2-[1,1,2,2,3,3,3-Heptafluoropropoxy]-13C3-Propanoic Acid (M3HFPO-DA)	59		10-203
Perfluoro[13C2]Hexadecanoic Acid (M2PFHxDA)	43		10-145
1H,1H,2H,2H-Perfluorododecane Sulfonate (M2D4-10:2FTS)	78		50-150

Project Name: TROY MILLS LANDFILL SUPERFUND **Lab Number:** L2260024

Project Number: 04.0190987.33 **Report Date:** 11/30/22

Method Blank Analysis
Batch Quality Control

Analytical Method: 134,LCMSMS-ID
Analytical Date: 11/02/22 20:59
Analyst: JW

Extraction Method: ALPHA 23528
Extraction Date: 11/01/22 16:20

Parameter	Result	Qualifier	Units	RL	MDL
Perfluorinated Alkyl Acids by Isotope Dilution - Mansfield Lab for sample(s): 01-03 Batch: WG1706362-1					
Perfluorooctanesulfonamide (FOSA)	ND		ng/g	0.500	--
N-Methyl Perfluorooctane Sulfonamide (NMeFOSA)	ND		ng/g	1.00	--
N-Ethyl Perfluorooctane Sulfonamide (NEtFOSA)	ND		ng/g	1.00	--
N-Methyl Perfluorooctanesulfonamido Ethanol (NMeFOSE)	ND		ng/g	2.00	--
N-Ethyl Perfluorooctanesulfonamido Ethanol (NEtFOSE)	ND		ng/g	2.00	--

Surrogate (Extracted Internal Standard)	%Recovery	Qualifier	Acceptance Criteria
Perfluoro[13C8]Octanesulfonamide (M8FOSA)	85		5-117
N-Methyl-d3-Perfluoro-1-Octanesulfonamide (d3-NMeFOSA)	91		10-146
N-Ethyl-d5-Perfluoro-1-Octanesulfonamide (d5-NEtFOSA)	101		10-145
2-(N-Methyl-d3-Perfluoro-1-Octanesulfonamido)ethan-d4-ol (d7-NMeFOSE)	75		10-146
2-(N-Ethyl-d5-Perfluoro-1-Octanesulfonamido)ethan-d4-ol (d9-NEtFOSE)	83		10-129

Lab Control Sample Analysis
Batch Quality Control

Project Name: TROY MILLS LANDFILL SUPERFUND
Project Number: 04.0190987.33
Lab Number: L2260024
Report Date: 11/30/22

Parameter	LCS %Recovery	Qual	LCSD %Recovery	Qual	%Recovery Limits	RPD	Qual	RPD Limits
Perfluorinated Alkyl Acids by Isotope Dilution - Mansfield Lab Associated sample(s): 01-03 Batch: WG1706362-2								
Perfluorobutanoic Acid (PFBA)	97		-		71-135	-		30
Perfluoropentanoic Acid (PFPeA)	99		-		69-132	-		30
Perfluorobutanesulfonic Acid (PFBS)	100		-		72-128	-		30
1H,1H,2H,2H-Perfluorohexanesulfonic Acid (4:2FTS)	114		-		62-145	-		30
Perfluorohexanoic Acid (PFHxA)	98		-		70-132	-		30
Perfluoropentanesulfonic Acid (PFPeS)	100		-		73-123	-		30
Perfluoroheptanoic Acid (PFHpA)	97		-		71-131	-		30
Perfluorohexanesulfonic Acid (PFHxS)	109		-		67-130	-		30
Perfluorooctanoic Acid (PFOA)	94		-		69-133	-		30
1H,1H,2H,2H-Perfluorooctanesulfonic Acid (6:2FTS)	112		-		64-140	-		30
Perfluoroheptanesulfonic Acid (PFHpS)	98		-		70-132	-		30
Perfluorononanoic Acid (PFNA)	96		-		72-129	-		30
Perfluorooctanesulfonic Acid (PFOS)	112		-		68-136	-		30
Perfluorodecanoic Acid (PFDA)	93		-		69-133	-		30
1H,1H,2H,2H-Perfluorodecanesulfonic Acid (8:2FTS)	99		-		65-137	-		30
Perfluorononanesulfonic Acid (PFNS)	103		-		69-125	-		30
N-Methyl Perfluorooctanesulfonamidoacetic Acid (NMeFOSAA)	124		-		63-144	-		30
Perfluoroundecanoic Acid (PFUnA)	119		-		64-136	-		30
Perfluorodecanesulfonic Acid (PFDS)	87		-		59-134	-		30
Perfluorooctanesulfonamide (FOSA)	108		-		67-137	-		30
N-Ethyl Perfluorooctanesulfonamidoacetic Acid (NEtFOSAA)	138		-		61-139	-		30
Perfluorododecanoic Acid (PFDoA)	92		-		69-135	-		30

Lab Control Sample Analysis
Batch Quality Control

Project Name: TROY MILLS LANDFILL SUPERFUND
Project Number: 04.0190987.33
Lab Number: L2260024
Report Date: 11/30/22

Parameter	LCS %Recovery	Qual	LCSD %Recovery	Qual	%Recovery Limits	RPD	Qual	RPD Limits
Perfluorinated Alkyl Acids by Isotope Dilution - Mansfield Lab Associated sample(s): 01-03 Batch: WG1706362-2								
Perfluorotridecanoic Acid (PFTrDA)	95		-		66-139	-		30
Perfluorotetradecanoic Acid (PFTA)	94		-		69-133	-		30
2,3,3,3-Tetrafluoro-2-[1,1,2,2,3,3,3-Heptafluoropropoxy]-Propanoic Acid (HFPO-DA)	145		-		41-165	-		30
4,8-Dioxa-3h-Perfluorononanoic Acid (ADONA)	81		-		61-135	-		30
Perfluorohexadecanoic Acid (PFHxDA)	109		-		18-191	-		30
Perfluorooctadecanoic Acid (PFODA)	16		-		10-123	-		30
Perfluorododecane Sulfonic Acid (PFDoDS)	92		-		36-118	-		30
1H,1H,2H,2H-Perfluorododecanesulfonic Acid (10:2FTS)	154		-		37-261	-		30
9-Chlorohexadecafluoro-3-Oxanone-1-Sulfonic Acid (9Cl-PF3ONS)	99		-		69-139	-		30
11-Chloroeicosafluoro-3-Oxaundecane-1-Sulfonic Acid (11Cl-PF3OUdS)	91		-		51-155	-		30
Perfluoro-3-Methoxypropanoic Acid (PFMPA)	96		-		50-150	-		30
Perfluoro-4-Methoxybutanoic Acid (PFMBA)	96		-		50-150	-		30
Perfluoro(2-Ethoxyethane)Sulfonic Acid (PFEESA)	95		-		50-150	-		30
Nonafluoro-3,6-Dioxaheptanoic Acid (NFDHA)	75		-		50-150	-		30

Lab Control Sample Analysis

Batch Quality Control

Project Name: TROY MILLS LANDFILL SUPERFUND

Project Number: 04.0190987.33

Lab Number: L2260024

Report Date: 11/30/22

Parameter	LCS %Recovery	Qual	LCSD %Recovery	Qual	%Recovery Limits	RPD	Qual	RPD Limits
Perfluorinated Alkyl Acids by Isotope Dilution - Mansfield Lab Associated sample(s): 01-03 Batch: WG1706362-2								

Surrogate (Extracted Internal Standard)	LCS %Recovery	Qual	LCSD %Recovery	Qual	Acceptance Criteria
Perfluoro[13C4]Butanoic Acid (MPFBA)	**60**	Q			61-135
Perfluoro[13C5]Pentanoic Acid (M5PFPEA)	63				58-150
Perfluoro[2,3,4-13C3]Butanesulfonic Acid (M3PFBS)	100				74-139
1H,1H,2H,2H-Perfluoro[1,2-13C2]Hexanesulfonic Acid (M2-4:2FTS)	86				14-167
Perfluoro[1,2,3,4,6-13C5]Hexanoic Acid (M5PFHxA)	66				66-128
Perfluoro[1,2,3,4-13C4]Heptanoic Acid (M4PFHpA)	72				71-129
Perfluoro[1,2,3-13C3]Hexanesulfonic Acid (M3PFHxS)	104				78-139
Perfluoro[13C8]Octanoic Acid (M8PFOA)	83				75-130
1H,1H,2H,2H-Perfluoro[1,2-13C2]Octanesulfonic Acid (M2-6:2FTS)	96				20-154
Perfluoro[13C9]Nonanoic Acid (M9PFNA)	**71**	Q			72-140
Perfluoro[13C8]Octanesulfonic Acid (M8PFOS)	97				79-136
Perfluoro[1,2,3,4,5,6-13C6]Decanoic Acid (M6PFDA)	80				75-130
1H,1H,2H,2H-Perfluoro[1,2-13C2]Decanesulfonic Acid (M2-8:2FTS)	103				19-175
N-Deuteriomethylperfluoro-1-octanesulfonamidoacetic Acid (d3-NMeFOSAA)	41				31-134
Perfluoro[1,2,3,4,5,6,7-13C7]Undecanoic Acid (M7-PFUDA)	75				61-155
Perfluoro[13C8]Octanesulfonamide (M8FOSA)	6				5-117
N-Deuterioethylperfluoro-1-octanesulfonamidoacetic Acid (d5-NEtFOSAA)	**30**	Q			34-137
Perfluoro[1,2-13C2]Dodecanoic Acid (MPFDOA)	72				54-150
Perfluoro[1,2-13C2]Tetradecanoic Acid (M2PFTEDA)	109				24-159
2,3,3,3-Tetrafluoro-2-[1,1,2,2,3,3,3-Heptafluoropropoxy]-13C3-Propanoic Acid (M3HFPO-DA)	67				10-203
Perfluoro[13C2]Hexadecanoic Acid (M2PFHxDA)	67				10-145
1H,1H,2H,2H-Perfluorododecane Sulfonate (M2D4-10:2FTS)	73				50-150

Lab Control Sample Analysis
Batch Quality Control

Project Name: TROY MILLS LANDFILL SUPERFUND
Project Number: 04.0190987.33
Lab Number: L2260024
Report Date: 11/30/22

Parameter	LCS %Recovery	Qual	LCSD %Recovery	Qual	%Recovery Limits	RPD	Qual	RPD Limits
Perfluorinated Alkyl Acids by Isotope Dilution - Mansfield Lab Associated sample(s): 01-03 Batch: WG1706362-2								
Perfluorooctanesulfonamide (FOSA)	104		-		67-137	-		30
N-Methyl Perfluorooctane Sulfonamide (NMeFOSA)	94		-		62-149	-		30
N-Ethyl Perfluorooctane Sulfonamide (NEtFOSA)	98		-		71-156	-		30
N-Methyl Perfluorooctanesulfonamido Ethanol (NMeFOSE)	92		-		10-239	-		30
N-Ethyl Perfluorooctanesulfonamido Ethanol (NEtFOSE)	108		-		10-275	-		30

Surrogate (Extracted Internal Standard)	LCS %Recovery	Qual	LCSD %Recovery	Qual	Acceptance Criteria
Perfluoro[13C8]Octanesulfonamide (M8FOSA)	77				5-117
N-Methyl-d3-Perfluoro-1-Octanesulfonamide (d3-NMeFOSA)	89				10-146
N-Ethyl-d5-Perfluoro-1-Octanesulfonamide (d5-NEtFOSA)	88				10-145
2-(N-Methyl-d3-Perfluoro-1-Octanesulfonamido)ethan-d4-ol (d7-NMeFOSE)	76				10-146
2-(N-Ethyl-d5-Perfluoro-1-Octanesulfonamido)ethan-d4-ol (d9-NEtFOSE)	73				10-129

Matrix Spike Analysis

Batch Quality Control

Project Name: TROY MILLS LANDFILL SUPERFUND

Project Number: 04.0190987.33

Lab Number: L2260024

Report Date: 11/30/22

Parameter	Native Sample	MS Added	MS Found	MS %Recovery	Qual	MSD Found	MSD %Recovery	Qual	Recovery Limits	RPD	Qual	RPD Limits
Perfluorinated Alkyl Acids by Isotope Dilution - Mansfield Lab Associated sample(s): 01-03 QC Batch ID: WG1706362-3 QC Sample: L2259025-01 Client ID: MS Sample												
Perfluorobutanoic Acid (PFBA)	ND	6.86	7.46	100		-	-		71-135	-		30
Perfluoropentanoic Acid (PFPeA)	0.859	6.86	7.85	102		-	-		69-132	-		30
Perfluorobutanesulfonic Acid (PFBS)	ND	6.09	6.23	99		-	-		72-128	-		30
1H,1H,2H,2H-Perfluorohexanesulfonic Acid (4:2FTS)	ND	6.44	7.79	121		-	-		62-145	-		30
Perfluorohexanoic Acid (PFHxA)	ND	6.86	7.34	99		-	-		70-132	-		30
Perfluoropentanesulfonic Acid (PFPeS)	ND	6.46	6.32	98		-	-		73-123	-		30
Perfluoroheptanoic Acid (PFHpA)	ND	6.86	7.18	100		-	-		71-131	-		30
Perfluorohexanesulfonic Acid (PFHxS)	ND	6.27	6.85	109		-	-		67-130	-		30
Perfluorooctanoic Acid (PFOA)	0.737	6.86	7.58	100		-	-		69-133	-		30
1H,1H,2H,2H-Perfluorooctanesulfonic Acid (6:2FTS)	ND	6.53	7.34	112		-	-		64-140	-		30
Perfluoroheptanesulfonic Acid (PFHpS)	ND	6.54	6.72	103		-	-		70-132	-		30
Perfluorononanoic Acid (PFNA)	ND	6.86	7.86	111		-	-		72-129	-		30
Perfluorooctanesulfonic Acid (PFOS)	0.377	6.37	9.95	**150**	Q	-	-		68-136	-		30
Perfluorodecanoic Acid (PFDA)	0.391	6.86	7.21	99		-	-		69-133	-		30
1H,1H,2H,2H-Perfluorodecanesulfonic Acid (8:2FTS)	ND	6.59	7.25	110		-	-		65-137	-		30
Perfluorononanesulfonic Acid (PFNS)	ND	6.6	6.69	101		-	-		69-125	-		30
N-Methyl Perfluorooctanesulfonamidoacetic Acid (NMeFOSAA)	ND	6.86	6.57	96		-	-		63-144	-		30
Perfluoroundecanoic Acid (PFUnA)	ND	6.86	8.02	114		-	-		64-136	-		30
Perfluorodecanesulfonic Acid (PFDS)	ND	6.63	5.58	84		-	-		59-134	-		30
N-Ethyl Perfluorooctanesulfonamidoacetic Acid (NEtFOSAA)	ND	6.86	6.82	99		-	-		61-139	-		30
Perfluorododecanoic Acid (PFDoA)	ND	6.86	7.51	107		-	-		69-135	-		30
Perfluorotridecanoic Acid (PFTrDA)	ND	6.86	7.34	107		-	-		66-139	-		30

Matrix Spike Analysis

Batch Quality Control

Project Name: TROY MILLS LANDFILL SUPERFUND

Project Number: 04.0190987.33

Lab Number: L2260024

Report Date: 11/30/22

Parameter	Native Sample	MS Added	MS Found	MS %Recovery	Qual	MSD Found	MSD %Recovery	Qual	Recovery Limits	RPD	Qual	RPD Limits
Perfluorinated Alkyl Acids by Isotope Dilution - Mansfield Lab Associated sample(s): 01-03 QC Batch ID: WG1706362-3 QC Sample: L2259025-01 Client ID: MS Sample												
Perfluorotetradecanoic Acid (PFTA)	ND	6.86	6.48	94		-	-		69-133	-		30
2,3,3,3-Tetrafluoro-2-[1,1,2,2,3,3,3-Heptafluoropropoxy]-Propanoic Acid (HFPO-DA)	ND	66.9	88.6F	132		-	-		41-165	-		30
4,8-Dioxa-3h-Perfluorononanoic Acid (ADONA)	ND	6.49	5.83	90		-	-		61-135	-		30
Perfluorohexadecanoic Acid (PFHxDA)	ND	6.86	7.83	114		-	-		18-191	-		30
Perfluorooctadecanoic Acid (PFODA)	ND	6.86	ND	36		-	-		10-123	-		30
9-Chlorohexadecafluoro-3-Oxanone-1-Sulfonic Acid (9Cl-PF3ONS)	ND	6.41	6.78	106		-	-		67-139	-		30
11-Chloroeicosafluoro-3-Oxaundecane-1-Sulfonic Acid (11Cl-PF3OUdS)	ND	6.48	5.99	93		-	-		51-155	-		30

Surrogate (Extracted Internal Standard)	MS % Recovery	MS Qualifier	MSD % Recovery	MSD Qualifier	Acceptance Criteria
1H,1H,2H,2H-Perfluoro[1,2-13C2]Decanesulfonic Acid (M2-8:2FTS)	94				19-175
1H,1H,2H,2H-Perfluoro[1,2-13C2]Hexanesulfonic Acid (M2-4:2FTS)	73				14-167
1H,1H,2H,2H-Perfluoro[1,2-13C2]Octanesulfonic Acid (M2-6:2FTS)	85				20-154
2,3,3,3-Tetrafluoro-2-[1,1,2,2,3,3,3-Heptafluoropropoxy]-13C3-Propanoic Acid (M3HFPO-DA)	106				10-203
N-Deuterioethylperfluoro-1-octanesulfonamidoacetic Acid (d5-NEtFOSAA)	61				34-137
N-Deuteriomethylperfluoro-1-octanesulfonamidoacetic Acid (d3-NMeFOSAA)	66				31-134
Perfluoro[1,2,3,4,5,6,7-13C7]Undecanoic Acid (M7-PFUDA)	75				61-155
Perfluoro[1,2,3,4,5,6-13C6]Decanoic Acid (M6PFDA)	**73**	Q			75-130
Perfluoro[1,2,3,4,6-13C5]Hexanoic Acid (M5PFHxA)	77				66-128
Perfluoro[1,2,3,4-13C4]Heptanoic Acid (M4PFHpA)	79				71-129
Perfluoro[1,2,3-13C3]Hexanesulfonic Acid (M3PFHxS)	94				78-139
Perfluoro[1,2-13C2]Dodecanoic Acid (MPFDOA)	65				54-150

Matrix Spike Analysis

Batch Quality Control

Project Name: TROY MILLS LANDFILL SUPERFUND

Project Number: 04.0190987.33

Lab Number: L2260024

Report Date: 11/30/22

Parameter	Native Sample	MS Added	MS Found	MS %Recovery	Qual	MSD Found	MSD %Recovery	Qual	Recovery Limits	RPD	Qual	RPD Limits
Perfluorinated Alkyl Acids by Isotope Dilution - Mansfield Lab Associated sample(s): 01-03 QC Batch ID: WG1706362-3 QC Sample: L2259025-01 Client ID: MS Sample												

Surrogate (Extracted Internal Standard)	MS % Recovery	MS Qualifier	MSD % Recovery	MSD Qualifier	Acceptance Criteria
Perfluoro[1,2-13C2]Tetradecanoic Acid (M2PFTEDA)	112				24-159
Perfluoro[13C2]Hexadecanoic Acid (M2PFHxDA)	77				10-145
Perfluoro[13C4]Butanoic Acid (MPFBA)	79				61-135
Perfluoro[13C5]Pentanoic Acid (M5PFPEA)	78				58-150
Perfluoro[13C8]Octanesulfonic Acid (M8PFOS)	84				79-136
Perfluoro[13C8]Octanoic Acid (M8PFOA)	86				75-130
Perfluoro[13C9]Nonanoic Acid (M9PFNA)	**69**	Q			72-140
Perfluoro[2,3,4-13C3]Butanesulfonic Acid (M3PFBS)	85				74-139

Lab Duplicate Analysis
Batch Quality Control

Project Name: TROY MILLS LANDFILL SUPERFUND
Project Number: 04.0190987.33

Lab Number: L2260024
Report Date: 11/30/22

Parameter	Native Sample	Duplicate Sample	Units	RPD	Qual	RPD Limits
Perfluorinated Alkyl Acids by Isotope Dilution - Mansfield Lab Associated sample(s): 01-03 QC Batch ID: WG1706362-4 QC Sample: L2259025-02 Client ID: DUP Sample						
Perfluorobutanoic Acid (PFBA)	ND	ND	ng/g	NC		30
Perfluoropentanoic Acid (PFPeA)	1.21	1.13	ng/g	7		30
Perfluorobutanesulfonic Acid (PFBS)	0.590	0.562	ng/g	5		30
1H,1H,2H,2H-Perfluorohexanesulfonic Acid (4:2FTS)	ND	ND	ng/g	NC		30
Perfluorohexanoic Acid (PFHxA)	0.804	0.734	ng/g	9		30
Perfluoropentanesulfonic Acid (PFPeS)	ND	ND	ng/g	NC		30
Perfluoroheptanoic Acid (PFHpA)	0.417	0.364	ng/g	14		30
Perfluorohexanesulfonic Acid (PFHxS)	ND	ND	ng/g	NC		30
Perfluorooctanoic Acid (PFOA)	1.42	1.32	ng/g	7		30
1H,1H,2H,2H-Perfluorooctanesulfonic Acid (6:2FTS)	ND	ND	ng/g	NC		30
Perfluoroheptanesulfonic Acid (PFHpS)	ND	ND	ng/g	NC		30
Perfluorononanoic Acid (PFNA)	0.664	0.652	ng/g	2		30
Perfluorooctanesulfonic Acid (PFOS)	14.6	14.5	ng/g	1		30
Perfluorodecanoic Acid (PFDA)	1.79	1.93	ng/g	8		30
1H,1H,2H,2H-Perfluorodecanesulfonic Acid (8:2FTS)	ND	ND	ng/g	NC		30
Perfluorononanesulfonic Acid (PFNS)	ND	ND	ng/g	NC		30
N-Methyl Perfluorooctanesulfonamidoacetic Acid (NMeFOSAA)	ND	ND	ng/g	NC		30
Perfluoroundecanoic Acid (PFUnA)	ND	ND	ng/g	NC		30
Perfluorodecanesulfonic Acid (PFDS)	0.851	1.11	ng/g	26		30
N-Ethyl Perfluorooctanesulfonamidoacetic Acid (NEtFOSAA)	ND	ND	ng/g	NC		30

Lab Duplicate Analysis
Batch Quality Control

Project Name: TROY MILLS LANDFILL SUPERFUND
Project Number: 04.0190987.33

Lab Number: L2260024
Report Date: 11/30/22

Parameter	Native Sample	Duplicate Sample	Units	RPD	Qual	RPD Limits
Perfluorinated Alkyl Acids by Isotope Dilution - Mansfield Lab Associated sample(s): 01-03 QC Batch ID: WG1706362-4 QC Sample: L2259025-02 Client ID: DUP Sample						
Perfluorododecanoic Acid (PFDoA)	0.720	0.677F	ng/g	6		30
Perfluorotridecanoic Acid (PFTrDA)	ND	ND	ng/g	NC		30
Perfluorotetradecanoic Acid (PFTA)	ND	ND	ng/g	NC		30
2,3,3,3-Tetrafluoro-2-[1,1,2,2,3,3,3-Heptafluoropropoxy]-Propanoic Acid (HFPO-DA)	ND	ND	ng/g	NC		30
4,8-Dioxa-3h-Perfluorononanoic Acid (ADONA)	ND	ND	ng/g	NC		30
Perfluorohexadecanoic Acid (PFHxDA)	ND	ND	ng/g	NC		30
Perfluorooctadecanoic Acid (PFODA)	ND	ND	ng/g	NC		30
9-Chlorohexadecafluoro-3-Oxanone-1-Sulfonic Acid (9Cl-PF3ONS)	ND	ND	ng/g	NC		30
11-Chloroeicosafluoro-3-Oxaundecane-1-Sulfonic Acid (11Cl-PF3OUdS)	ND	ND	ng/g	NC		30

Surrogate (Extracted Internal Standard)	%Recovery	Qualifier	%Recovery	Qualifier	Acceptance Criteria
Perfluoro[13C4]Butanoic Acid (MPFBA)	69		75		61-135
Perfluoro[13C5]Pentanoic Acid (M5PFPEA)	70		76		58-150
Perfluoro[2,3,4-13C3]Butanesulfonic Acid (M3PFBS)	84		95		74-139
1H,1H,2H,2H-Perfluoro[1,2-13C2]Hexanesulfonic Acid (M2-4:2FTS)	70		82		14-167
Perfluoro[1,2,3,4,6-13C5]Hexanoic Acid (M5PFHxA)	67		71		66-128
Perfluoro[1,2,3,4-13C4]Heptanoic Acid (M4PFHpA)	**69**	Q	77		71-129
Perfluoro[1,2,3-13C3]Hexanesulfonic Acid (M3PFHxS)	92		103		78-139
Perfluoro[13C8]Octanoic Acid (M8PFOA)	82		87		75-130
1H,1H,2H,2H-Perfluoro[1,2-13C2]Octanesulfonic Acid (M2-6:2FTS)	82		92		20-154
Perfluoro[13C9]Nonanoic Acid (M9PFNA)	**71**	Q	**68**	Q	72-140
Perfluoro[13C8]Octanesulfonic Acid (M8PFOS)	**75**	Q	85		79-136

Lab Duplicate Analysis
Batch Quality Control

Project Name: TROY MILLS LANDFILL SUPERFUND
Project Number: 04.0190987.33

Lab Number: L2260024
Report Date: 11/30/22

Parameter	Native Sample	Duplicate Sample	Units	RPD	Qual	RPD Limits

Perfluorinated Alkyl Acids by Isotope Dilution - Mansfield Lab Associated sample(s): 01-03 QC Batch ID: WG1706362-4 QC Sample: L2259025-02 Client ID: DUP Sample

Surrogate (Extracted Internal Standard)	%Recovery	Qualifier	%Recovery	Qualifier	Acceptance Criteria
Perfluoro[1,2,3,4,5,6-13C6]Decanoic Acid (M6PFDA)	**74**	Q	76		75-130
1H,1H,2H,2H-Perfluoro[1,2-13C2]Decanesulfonic Acid (M2-8:2FTS)	92		120		19-175
N-Deuteriomethylperfluoro-1-octanesulfonamidoacetic Acid (d3-NMeFOSAA)	44		43		31-134
Perfluoro[1,2,3,4,5,6,7-13C7]Undecanoic Acid (M7-PFUDA)	73		96		61-155
N-Deuterioethylperfluoro-1-octanesulfonamidoacetic Acid (d5-NEtFOSAA)	37		44		34-137
Perfluoro[1,2-13C2]Dodecanoic Acid (MPFDOA)	59		69		54-150
Perfluoro[1,2-13C2]Tetradecanoic Acid (M2PFTEDA)	96		112		24-159
2,3,3,3-Tetrafluoro-2-[1,1,2,2,3,3,3-Heptafluoropropoxy]-13C3-Propanoic Acid (M3HFPO-DA)	84		106		10-203
Perfluoro[13C2]Hexadecanoic Acid (M2PFHxDA)	61		70		10-145

INORGANICS
&
MISCELLANEOUS

Project Name: TROY MILLS LANDFILL SUPERFUND
Project Number: 04.0190987.33

Lab Number: L2260024
Report Date: 11/30/22

SAMPLE RESULTS

Lab ID: L2260024-01
Client ID: TRY_MW-902B 1
Sample Location: TROY, NH

Date Collected: 10/22/22 09:05
Date Received: 10/26/22
Field Prep: Not Specified

Sample Depth:
Matrix: Soil

Parameter	Result	Qualifier	Units	RL	MDL	Dilution Factor	Date Prepared	Date Analyzed	Analytical Method	Analyst
General Chemistry - Mansfield Lab										
Solids, Total	95.8		%	0.100	--	1	-	11/01/22 14:07	121,2540G	AM

Project Name: TROY MILLS LANDFILL SUPERFUND
Project Number: 04.0190987.33

Lab Number: L2260024
Report Date: 11/30/22

SAMPLE RESULTS

Lab ID: L2260024-02
Client ID: TRY_MW-902B 2
Sample Location: TROY, NH

Date Collected: 10/22/22 10:50
Date Received: 10/26/22
Field Prep: Not Specified

Sample Depth:
Matrix: Soil

Parameter	Result	Qualifier	Units	RL	MDL	Dilution Factor	Date Prepared	Date Analyzed	Analytical Method	Analyst
General Chemistry - Mansfield Lab										
Solids, Total	90.1		%	0.100	--	1	-	11/01/22 14:07	121,2540G	AM

Project Name: TROY MILLS LANDFILL SUPERFUND
Project Number: 04.0190987.33

Lab Number: L2260024
Report Date: 11/30/22

SAMPLE RESULTS

Lab ID: L2260024-03
Client ID: TRY_MW-902B 3
Sample Location: TROY, NH

Date Collected: 10/22/22 11:55
Date Received: 10/26/22
Field Prep: Not Specified

Sample Depth:
Matrix: Soil

Parameter	Result	Qualifier	Units	RL	MDL	Dilution Factor	Date Prepared	Date Analyzed	Analytical Method	Analyst
General Chemistry - Mansfield Lab										
Solids, Total	89.4		%	0.100	--	1	-	11/01/22 14:07	121,2540G	AM

Lab Duplicate Analysis

Batch Quality Control

Project Name: TROY MILLS LANDFILL SUPERFUND

Project Number: 04.0190987.33

Lab Number: L2260024

Report Date: 11/30/22

Parameter	Native Sample	Duplicate Sample	Units	RPD	Qual	RPD Limits
General Chemistry - Mansfield Lab Associated sample(s): 01-03 QC Batch ID: WG1706755-1 QC Sample: L2260016-01 Client ID: DUP Sample						
Solids, Total	92.0	91.5	%	1		10

Project Name: TROY MILLS LANDFILL SUPERFUND
Project Number: 04.0190987.33

Lab Number: L2260024
Report Date: 11/30/22

Sample Receipt and Container Information

Were project specific reporting limits specified? YES

Cooler Information

Cooler	Custody Seal
A	Absent

Container Information

Container ID	Container Type	Cooler	Initial pH	Final pH	Temp deg C	Pres	Seal	Frozen Date/Time	Analysis(*)
L2260024-01A	Plastic 8oz unpreserved	A	NA		3.2	Y	Absent		A2-537-ISOTOPE-FULL(90)
L2260024-01B	Plastic 2oz unpreserved for TS	A	NA		3.2	Y	Absent		A2-TS(7)
L2260024-02A	Plastic 8oz unpreserved	A	NA		3.2	Y	Absent		A2-537-ISOTOPE-FULL(90)
L2260024-02B	Plastic 2oz unpreserved for TS	A	NA		3.2	Y	Absent		A2-TS(7)
L2260024-03A	Plastic 8oz unpreserved	A	NA		3.2	Y	Absent		A2-537-ISOTOPE-FULL(90)
L2260024-03B	Plastic 2oz unpreserved for TS	A	NA		3.2	Y	Absent		A2-TS(7)

*Values in parentheses indicate holding time in days

Project Name: TROY MILLS LANDFILL SUPERFUND
Project Number: 04.0190987.33
Lab Number: L2260024
Report Date: 11/30/22

PFAS PARAMETER SUMMARY

Parameter	Acronym	CAS Number
PERFLUOROALKYL CARBOXYLIC ACIDS (PFCAs)		
Perfluorooctadecanoic Acid	PFODA	16517-11-6
Perfluorohexadecanoic Acid	PFHxDA	67905-19-5
Perfluorotetradecanoic Acid	PFTA/PFTeDA	376-06-7
Perfluorotridecanoic Acid	PFTrDA	72629-94-8
Perfluorododecanoic Acid	PFDoA	307-55-1
Perfluoroundecanoic Acid	PFUnA	2058-94-8
Perfluorodecanoic Acid	PFDA	335-76-2
Perfluorononanoic Acid	PFNA	375-95-1
Perfluorooctanoic Acid	PFOA	335-67-1
Perfluoroheptanoic Acid	PFHpA	375-85-9
Perfluorohexanoic Acid	PFHxA	307-24-4
Perfluoropentanoic Acid	PFPeA	2706-90-3
Perfluorobutanoic Acid	PFBA	375-22-4
PERFLUOROALKYL SULFONIC ACIDS (PFSAs)		
Perfluorododecanesulfonic Acid	PFDoDS/PFDoS	79780-39-5
Perfluorodecanesulfonic Acid	PFDS	335-77-3
Perfluorononanesulfonic Acid	PFNS	68259-12-1
Perfluorooctanesulfonic Acid	PFOS	1763-23-1
Perfluoroheptanesulfonic Acid	PFHpS	375-92-8
Perfluorohexanesulfonic Acid	PFHxS	355-46-4
Perfluoropentanesulfonic Acid	PFPeS	2706-91-4
Perfluorobutanesulfonic Acid	PFBS	375-73-5
Perfluoropropanesulfonic Acid	PFPrS	423-41-6
FLUOROTELOMERS		
1H,1H,2H,2H-Perfluorododecanesulfonic Acid	10:2FTS	120226-60-0
1H,1H,2H,2H-Perfluorodecanesulfonic Acid	8:2FTS	39108-34-4
1H,1H,2H,2H-Perfluorooctanesulfonic Acid	6:2FTS	27619-97-2
1H,1H,2H,2H-Perfluorohexanesulfonic Acid	4:2FTS	757124-72-4
PERFLUOROALKANE SULFONAMIDES (FASAs)		
Perfluorooctanesulfonamide	FOSA/PFOSA	754-91-6
N-Ethyl Perfluorooctane Sulfonamide	NEtFOSA	4151-50-2
N-Methyl Perfluorooctane Sulfonamide	NMeFOSA	31506-32-8
PERFLUOROALKANE SULFONYL SUBSTANCES		
N-Ethyl Perfluorooctanesulfonamido Ethanol	NEtFOSE	1691-99-2
N-Methyl Perfluorooctanesulfonamido Ethanol	NMeFOSE	24448-09-7
N-Ethyl Perfluorooctanesulfonamidoacetic Acid	NEtFOSAA	2991-50-6
N-Methyl Perfluorooctanesulfonamidoacetic Acid	NMeFOSAA	2355-31-9
PER- and POLYFLUOROALKYL ETHER CARBOXYLIC ACIDS		
2,3,3,3-Tetrafluoro-2-[1,1,2,2,3,3,3-Heptafluoropropoxy]-Propanoic Acid	HFPO-DA	13252-13-6
4,8-Dioxa-3h-Perfluorononanoic Acid	ADONA	919005-14-4
CHLORO-PERFLUOROALKYL SULFONIC ACIDS		
11-Chloroeicosafluoro-3-Oxaundecane-1-Sulfonic Acid	11Cl-PF3OUdS	763051-92-9
9-Chlorohexadecafluoro-3-Oxanone-1-Sulfonic Acid	9Cl-PF3ONS	756426-58-1
PERFLUOROETHER SULFONIC ACIDS (PFESAs)		
Perfluoro(2-Ethoxyethane)Sulfonic Acid	PFEESA	113507-82-7
PERFLUOROETHER/POLYETHER CARBOXYLIC ACIDS (PFPCAs)		
Perfluoro-3-Methoxypropanoic Acid	PFMPA	377-73-1
Perfluoro-4-Methoxybutanoic Acid	PFMBA	863090-89-5
Nonafluoro-3,6-Dioxaheptanoic Acid	NFDHA	151772-58-6

Project Name: TROY MILLS LANDFILL SUPERFUND
Project Number: 04.0190987.33

Lab Number: L2260024
Report Date: 11/30/22

PFAS PARAMETER SUMMARY

Parameter	Acronym	CAS Number
FLUOROTELOMER CARBOXYLIC ACIDS (FTCAs)		
3-Perfluoroheptyl Propanoic Acid	7:3FTCA	812-70-4
2H,2H,3H,3H-Perfluorooctanoic Acid	5:3FTCA	914637-49-3
3-Perfluoropropyl Propanoic Acid	3:3FTCA	356-02-5

Project Name:	TROY MILLS LANDFILL SUPERFUND	**Lab Number:**	L2260024
Project Number:	04.0190987.33	**Report Date:**	11/30/22

GLOSSARY

Acronyms

DL - Detection Limit: This value represents the level to which target analyte concentrations are reported as estimated values, when those target analyte concentrations are quantified below the limit of quantitation (LOQ). The DL includes any adjustments from dilutions, concentrations or moisture content, where applicable. (DoD report formats only.)

EDL - Estimated Detection Limit: This value represents the level to which target analyte concentrations are reported as estimated values, when those target analyte concentrations are quantified below the reporting limit (RL). The EDL includes any adjustments from dilutions, concentrations or moisture content, where applicable. The use of EDLs is specific to the analysis of PAHs using Solid-Phase Microextraction (SPME).

EMPC - Estimated Maximum Possible Concentration: The concentration that results from the signal present at the retention time of an analyte when the ions meet all of the identification criteria except the ion abundance ratio criteria. An EMPC is a worst-case estimate of the concentration.

EPA - Environmental Protection Agency.

LCS - Laboratory Control Sample: A sample matrix, free from the analytes of interest, spiked with verified known amounts of analytes or a material containing known and verified amounts of analytes.

LCSD - Laboratory Control Sample Duplicate: Refer to LCS.

LFB - Laboratory Fortified Blank: A sample matrix, free from the analytes of interest, spiked with verified known amounts of analytes or a material containing known and verified amounts of analytes.

LOD - Limit of Detection: This value represents the level to which a target analyte can reliably be detected for a specific analyte in a specific matrix by a specific method. The LOD includes any adjustments from dilutions, concentrations or moisture content, where applicable. (DoD report formats only.)

LOQ - Limit of Quantitation: The value at which an instrument can accurately measure an analyte at a specific concentration. The LOQ includes any adjustments from dilutions, concentrations or moisture content, where applicable. (DoD report formats only.)

Limit of Quantitation: The value at which an instrument can accurately measure an analyte at a specific concentration. The LOQ includes any adjustments from dilutions, concentrations or moisture content, where applicable. (DoD report formats only.)

MDL - Method Detection Limit: This value represents the level to which target analyte concentrations are reported as estimated values, when those target analyte concentrations are quantified below the reporting limit (RL). The MDL includes any adjustments from dilutions, concentrations or moisture content, where applicable.

MS - Matrix Spike Sample: A sample prepared by adding a known mass of target analyte to a specified amount of matrix sample for which an independent estimate of target analyte concentration is available. For Method 332.0, the spike recovery is calculated using the native concentration, including estimated values.

MSD - Matrix Spike Sample Duplicate: Refer to MS.

NA - Not Applicable.

NC - Not Calculated: Term is utilized when one or more of the results utilized in the calculation are non-detect at the parameter's reporting unit.

NDPA/DPA - N-Nitrosodiphenylamine/Diphenylamine.

NI - Not Ignitable.

NP - Non-Plastic: Term is utilized for the analysis of Atterberg Limits in soil.

NR - No Results: Term is utilized when 'No Target Compounds Requested' is reported for the analysis of Volatile or Semivolatile Organic TIC only requests.

RL - Reporting Limit: The value at which an instrument can accurately measure an analyte at a specific concentration. The RL includes any adjustments from dilutions, concentrations or moisture content, where applicable.

RPD - Relative Percent Difference: The results from matrix and/or matrix spike duplicates are primarily designed to assess the precision of analytical results in a given matrix and are expressed as relative percent difference (RPD). Values which are less than five times the reporting limit for any individual parameter are evaluated by utilizing the absolute difference between the values; although the RPD value will be provided in the report.

SRM - Standard Reference Material: A reference sample of a known or certified value that is of the same or similar matrix as the associated field samples.

STLP - Semi-dynamic Tank Leaching Procedure per EPA Method 1315.

TEF - Toxic Equivalency Factors: The values assigned to each dioxin and furan to evaluate their toxicity relative to 2,3,7,8-TCDD.

TEQ - Toxic Equivalent: The measure of a sample's toxicity derived by multiplying each dioxin and furan by its corresponding TEF and then summing the resulting values.

TIC - Tentatively Identified Compound: A compound that has been identified to be present and is not part of the target compound list (TCL) for the method and/or program. All TICs are qualitatively identified and reported as estimated concentrations.

Report Format: Data Usability Report

Project Name:	TROY MILLS LANDFILL SUPERFUND	**Lab Number:**	L2260024
Project Number:	04.0190987.33	**Report Date:**	11/30/22

Footnotes

1 - The reference for this analyte should be considered modified since this analyte is absent from the target analyte list of the original method.

Terms

Analytical Method: Both the document from which the method originates and the analytical reference method. (Example: EPA 8260B is shown as 1,8260B.) The codes for the reference method documents are provided in the References section of the Addendum.

Chlordane: The target compound Chlordane (CAS No. 57-74-9) is reported for GC ECD analyses. Per EPA,this compound "refers to a mixture of chlordane isomers, other chlorinated hydrocarbons and numerous other components." (Reference: USEPA Toxicological Review of Chlordane, In Support of Summary Information on the Integrated Risk Information System (IRIS), December 1997.)

Difference: With respect to Total Oxidizable Precursor (TOP) Assay analysis, the difference is defined as the Post-Treatment value minus the Pre-Treatment value.

Final pH: As it pertains to Sample Receipt & Container Information section of the report, Final pH reflects pH of container determined after adjustment at the laboratory, if applicable. If no adjustment required, value reflects Initial pH.

Frozen Date/Time: With respect to Volatile Organics in soil, Frozen Date/Time reflects the date/time at which associated Reagent Water-preserved vials were initially frozen. Note: If frozen date/time is beyond 48 hours from sample collection, value will be reflected in 'bold'.

Gasoline Range Organics (GRO): Gasoline Range Organics (GRO) results include all chromatographic peaks eluting from Methyl tert butyl ether through Naphthalene, with the exception of GRO analysis in support of State of Ohio programs, which includes all chromatographic peaks eluting from Hexane through Dodecane.

Initial pH: As it pertains to Sample Receipt & Container Information section of the report, Initial pH reflects pH of container determined upon receipt, if applicable.

PAH Total: With respect to Alkylated PAH analyses, the 'PAHs, Total' result is defined as the summation of results for all or a subset of the following compounds: Naphthalene, C1-C4 Naphthalenes, 2-Methylnaphthalene, 1-Methylnaphthalene, Biphenyl, Acenaphthylene, Acenaphthene, Fluorene, C1-C3 Fluorenes, Phenanthrene, C1-C4 Phenanthrenes/Anthracenes, Anthracene, Fluoranthene, Pyrene, C1-C4 Fluoranthenes/Pyrenes, Benz(a)anthracene, Chrysene, C1-C4 Chrysenes, Benzo(b)fluoranthene, Benzo(j)+(k)fluoranthene, Benzo(e)pyrene, Benzo(a)pyrene, Perylene, Indeno(1,2,3-cd)pyrene, Dibenz(ah)+(ac)anthracene, Benzo(g,h,i)perylene. If a 'Total' result is requested, the results of its individual components will also be reported.

PFAS Total: With respect to PFAS analyses, the 'PFAS, Total (5)' result is defined as the summation of results for: PFHpA, PFHxS, PFOA, PFNA and PFOS. In addition, the 'PFAS, Total (6)' result is defined as the summation of results for: PFHpA, PFHxS, PFOA, PFNA, PFDA and PFOS. For MassDEP DW compliance analysis only, the 'PFAS, Total (6)' result is defined as the summation of results at or above the RL. Note: If a 'Total' result is requested, the results of its individual components will also be reported.

Total: With respect to Organic analyses, a 'Total' result is defined as the summation of results for individual isomers or Aroclors. If a 'Total' result is requested, the results of its individual components will also be reported. This is applicable to 'Total' results for methods 8260, 8081 and 8082.

Data Qualifiers

A - Spectra identified as "Aldol Condensates" are byproducts of the extraction/concentration procedures when acetone is introduced in the process.

B - The analyte was detected above the reporting limit in the associated method blank. Flag only applies to associated field samples that have detectable concentrations of the analyte at less than ten times (10x) the concentration found in the blank. For MCP-related projects, flag only applies to associated field samples that have detectable concentrations of the analyte at less than ten times (10x) the concentration found in the blank. For DOD-related projects, flag only applies to associated field samples that have detectable concentrations of the analyte at less than ten times (10x) the concentration found in the blank AND the analyte was detected above one-half the reporting limit (or above the reporting limit for common lab contaminants) in the associated method blank. For NJ-Air-related projects, flag only applies to associated field samples that have detectable concentrations of the analyte above the reporting limit. For NJ-related projects (excluding Air), flag only applies to associated field samples that have detectable concentrations of the analyte, which was detected above the reporting limit in the associated method blank or above five times the reporting limit for common lab contaminants (Phthalates, Acetone, Methylene Chloride, 2-Butanone).

C - Co-elution: The target analyte co-elutes with a known lab standard (i.e. surrogate, internal standards, etc.) for co-extracted analyses.

D - Concentration of analyte was quantified from diluted analysis. Flag only applies to field samples that have detectable concentrations of the analyte.

E - Concentration of analyte exceeds the range of the calibration curve and/or linear range of the instrument.

F - The ratio of quantifier ion response to qualifier ion response falls outside of the laboratory criteria. Results are considered to be an estimated maximum concentration.

G - The concentration may be biased high due to matrix interferences (i.e, co-elution) with non-target compound(s). The result should be considered estimated.

H - The analysis of pH was performed beyond the regulatory-required holding time of 15 minutes from the time of sample collection.

I - The lower value for the two columns has been reported due to obvious interference.

J - Estimated value. This represents an estimated concentration for Tentatively Identified Compounds (TICs).

M - Reporting Limit (RL) exceeds the MCP CAM Reporting Limit for this analyte.

Report Format: Data Usability Report

Project Name:	TROY MILLS LANDFILL SUPERFUND	**Lab Number:**	L2260024
Project Number:	04.0190987.33	**Report Date:**	11/30/22

Data Qualifiers

ND - Not detected at the reporting limit (RL) for the sample.

NJ - Presumptive evidence of compound. This represents an estimated concentration for Tentatively Identified Compounds (TICs), where the identification is based on a mass spectral library search.

P - The RPD between the results for the two columns exceeds the method-specified criteria.

Q - The quality control sample exceeds the associated acceptance criteria. For DOD-related projects, LCS and/or Continuing Calibration Standard exceedences are also qualified on all associated sample results. Note: This flag is not applicable for matrix spike recoveries when the sample concentration is greater than 4x the spike added or for batch duplicate RPD when the sample concentrations are less than 5x the RL. (Metals only.)

R - Analytical results are from sample re-analysis.

RE - Analytical results are from sample re-extraction.

S - Analytical results are from modified screening analysis.

V - The surrogate associated with this target analyte has a recovery outside the QC acceptance limits. (Applicable to MassDEP DW Compliance samples only.)

Z - The batch matrix spike and/or duplicate associated with this target analyte has a recovery/RPD outside the QC acceptance limits. (Applicable to MassDEP DW Compliance samples only.)

Project Name:	TROY MILLS LANDFILL SUPERFUND	**Lab Number:**	L2260024
Project Number:	04.0190987.33	**Report Date:**	11/30/22

REFERENCES

121 Standard Methods for the Examination of Water and Wastewater. APHA-AWWA-WEF. Standard Methods Online.

134 Determination of Selected Perfluorinated Alkyl Acids in Drinking Water by Solid Phase Extraction and Liquid Chromatography/Tandem Mass Spectrometry (LC/MS/MS) using Isotope Dilution. Alpha SOP 23528.

LIMITATION OF LIABILITIES

Alpha Analytical performs services with reasonable care and diligence normal to the analytical testing laboratory industry. In the event of an error, the sole and exclusive responsibility of Alpha Analytical shall be to re-perform the work at it's own expense. In no event shall Alpha Analytical be held liable for any incidental, consequential or special damages, including but not limited to, damages in any way connected with the use of, interpretation of, information or analysis provided by Alpha Analytical.

We strongly urge our clients to comply with EPA protocol regarding sample volume, preservation, cooling, containers, sampling procedures, holding time and splitting of samples in the field.

Certification Information

The following analytes are not included in our Primary NELAP Scope of Accreditation:

Westborough Facility
EPA 624/624.1: m/p-xylene, o-xylene, Naphthalene
EPA 625/625.1: alpha-Terpineol
EPA 8260C/8260D: NPW: 1,2,4,5-Tetramethylbenzene; 4-Ethyltoluene, Azobenzene; SCM: Iodomethane (methyl iodide), 1,2,4,5-Tetramethylbenzene; 4-Ethyltoluene.
EPA 8270D/8270E: NPW: Dimethylnaphthalene,1,4-Diphenylhydrazine, alpha-Terpineol; SCM: Dimethylnaphthalene,1,4-Diphenylhydrazine.
SM4500: NPW: Amenable Cyanide; SCM: Total Phosphorus, TKN, NO2, NO3.

Mansfield Facility
SM 2540D: TSS
EPA 8082A: NPW: PCB: 1, 5, 31, 87,101, 110, 141, 151, 153, 180, 183, 187.
EPA TO-15: Halothane, 2,4,4-Trimethyl-2-pentene, 2,4,4-Trimethyl-1-pentene, Thiophene, 2-Methylthiophene, 3-Methylthiophene, 2-Ethylthiophene, 1,2,3-Trimethylbenzene, Indan, Indene, 1,2,4,5-Tetramethylbenzene, Benzothiophene, 1-Methylnaphthalene.
Biological Tissue Matrix: EPA 3050B

The following analytes are included in our Massachusetts DEP Scope of Accreditation

Westborough Facility:

Drinking Water
EPA 300.0: Chloride, Nitrate-N, Fluoride, Sulfate; **EPA 353.2**: Nitrate-N, Nitrite-N; **SM4500NO3-F**: Nitrate-N, Nitrite-N; **SM4500F-C, SM4500CN-CE, EPA 180.1, SM2130B, SM4500Cl-D, SM2320B, SM2540C, SM4500H-B, SM4500NO2-B**
EPA 332: Perchlorate; **EPA 524.2:** THMs and VOCs; **EPA 504.1:** EDB, DBCP.
Microbiology: **SM9215B; SM9223-P/A, SM9223B-Colilert-QT,SM9222D**.

Non-Potable Water
SM4500H,B, EPA 120.1, SM2510B, SM2540C, SM2320B, SM4500CL-E, SM4500F-BC, SM4500NH3-BH: Ammonia-N and Kjeldahl-N, **EPA 350.1**: Ammonia-N, **LACHAT 10-107-06-1-B**: Ammonia-N, **EPA 351.1, SM4500NO3-F, EPA 353.2**: Nitrate-N**, SM4500P-E, SM4500P-B, E, SM4500SO4-E, SM5220D, EPA 410.4, SM5210B, SM5310C, SM4500CL-D, EPA 1664, EPA 420.1, SM4500-CN-CE, SM2540D, EPA 300: Chloride, Sulfate, Nitrate.**
EPA 624.1: Volatile Halocarbons & Aromatics,
EPA 608.3: Chlordane, Toxaphene, Aldrin, alpha-BHC, beta-BHC, gamma-BHC, delta-BHC, Dieldrin, DDD, DDE, DDT, Endosulfan I, Endosulfan II, Endosulfan sulfate, Endrin, Endrin Aldehyde, Heptachlor, Heptachlor Epoxide, PCBs
EPA 625.1: SVOC (Acid/Base/Neutral Extractables), **EPA 600/4-81-045**: PCB-Oil.
Microbiology: **SM9223B-Colilert-QT; Enterolert-QT, SM9221E, EPA 1600, EPA 1603, SM9222D.**

Mansfield Facility:

Drinking Water
EPA 200.7: Al, Ba, Cd, Cr, Cu, Fe, Mn, Ni, Na, Ag, Ca, Zn. **EPA 200.8:** Al, Sb, As, Ba, Be, Cd, Cr, Cu, Pb, Mn, Ni, Se, Ag, TL, Zn. **EPA 245.1** Hg.
EPA 522, EPA 537.1.

Non-Potable Water
EPA 200.7: Al, Sb, As, Be, Cd, Ca, Cr, Co, Cu, Fe, Pb, Mg, Mn, Mo, Ni, K, Se, Ag, Na, Sr, TL, Ti, V, Zn.
EPA 200.8: Al, Sb**,** As, Be, Cd, Cr, Cu, Fe, Pb, Mn, Ni, K, Se, Ag, Na, TL, Zn.
EPA 245.1 Hg.
SM2340B

For a complete listing of analytes and methods, please contact your Alpha Project Manager.

2

CHAIN OF CUSTODY

PAGE 1 OF 1

Date Rec'd in Lab: 10/27/22

ALPHA Job #: L2260024

Westborough, MA TEL: 508-898-9220 FAX: 508-898-9193
Mansfield, MA TEL: 508-822-9300 FAX: 508-822-3288

Client Information

Client: NHDES
Address: 29 Hazen Drive
Concord, NH 03302
Phone: 603-271-3649
Fax:
Email: see comments

☐ These samples have been Previously analyzed by Alpha

Project Information

Project Name: Troy Mills Landfill Superfund
Project Location: Troy, NH
Project #: 04.0190987.33
Project Manager: Michael Summerlin
ALPHA Quote #: Contract #1081921

Turn-Around Time

☒ Standard ☐ Rush (ONLY IF PRE-APPROVED)

Due Date: Time:

Report Information Data Deliverables

☐ FAX ☒ EMAIL
☒ ADEx ☐ Add'l Deliverables

Billing Information

☒ Same as Client info PO #: 2590-03 "T"

Regulatory Requirements/Report Limits

State/Fed Program	Criteria
NHDES	Sampling and Analysis Plan limits

Other Project Specific Requirements/Comments/Detection Limits:

Email login receipts, lab reports, and billings to michael.d.summerlinjr@des.nh.gov and megan.murphy@gza.com. Please provide excel files formatted for upload to the NHDES EMD and for GZA EQuIS upload.
Temperature Blank included in cooler.

ANALYSIS

PFAS (NHDES Contract 40-compound List)

SAMPLE HANDLING
Filtration
☐ Done
☒ Not Needed
☐ Lab to do
Preservation
☐ Lab to do
(Please specify below)

ALPHA Lab ID (Lab Use Only)	Sample ID	Collection Date	Collection Time	Sample Matrix	Sampler's Initials	PFAS (NHDES Contract 40-compound List)	Sample Specific Comments	Total # Bottles
60024 -01	TRY_MW-902B 1	10/22/22	09:05	S	MM	✓		2
-02	TRY_MW-902B 2	10/22/22	10:50	S	MM	✓		2
-03	TRY_MW-902B 3	10/22/22	11:55	S	MM	✓		2

Please check appropriate boxes below

Container Type	P	-	-	-	-	-	-	-	-	-	-	-
Preservative	A	-	-	-	-	-	-	-	-	-	-	-

Relinquished By:	Date/Time	Received By:	Date/Time
Megan Murphy	10/26/22 1616	[illegible]	10/26/22 [illegible]
[illegible]	10/26/22	[illegible]	10/26/22 1904
[illegible]	10/26/22 2145	[illegible]	10/26 2145
R. Marsh	10/27/22 0800	R. Marsh	10/27/22 0800
	10/27/22 0620	[illegible]	10/27/22 0620

Please print clearly, legibly and completely. Samples can not be logged in and turnaround time clock will not start until any ambiguities are resolved. All samples submitted are subject to Alpha's Payment Terms.

FORM NO. 01-01(HA) (RV. 5-JAN-12)

ANALYTICAL REPORT

Lab Number:	L2252599
Client:	GZA GeoEnvironmental, Inc. / NHDES PO Box 95 29 Hazen Drive Concord, NH 03302-0095
ATTN:	Michael Summerlin
Phone:	(603) 271-3649
Project Name:	TROY MILLS SUPERFUND
Project Number:	04.0190987.33
Report Date:	11/07/22

The original project report/data package is held by Alpha Analytical. This report/data package is paginated and should be reproduced only in its entirety. Alpha Analytical holds no responsibility for results and/or data that are not consistent with the original.

Certifications & Approvals: MA (M-MA030), NH NELAP (2062), CT (PH-0141), DoD (L2474), FL (E87814), IL (200081), LA (85084), ME (MA00030), MD (350), NJ (MA015), NY (11627), NC (685), OH (CL106), PA (68-02089), RI (LAO00299), TX (T104704419), VT (VT-0015), VA (460194), WA (C954), US Army Corps of Engineers, USDA (Permit #P330-17-00150), USFWS (Permit #206964).

320 Forbes Boulevard, Mansfield, MA 02048-1806
508-822-9300 (Fax) 508-822-3288 800-624-9220 - www.alphalab.com

Project Name: TROY MILLS SUPERFUND
Project Number: 04.0190987.33

Lab Number: L2252599
Report Date: 11/07/22

Alpha Sample ID	Client ID	Matrix	Sample Location	Collection Date/Time	Receive Date
L2252599-01	FIELD BLANK-DYRNESS	WATER	TROY, NH	09/19/22 08:50	09/23/22
L2252599-02	EQUIP BLANK	WATER	TROY, NH	09/19/22 09:00	09/23/22
L2252599-03	DRILL WATER	WATER	TROY, NH	09/19/22 09:15	09/23/22
L2252599-04	TRY_MW-601B 1	SOIL	TROY, NH	09/19/22 09:30	09/23/22
L2252599-05	TRY_MW-601B 2	SOIL	TROY, NH	09/19/22 10:10	09/23/22
L2252599-06	TRY_MW-601B 3	SOIL	TROY, NH	09/19/22 10:50	09/23/22
L2252599-07	DRILL WATER	WATER	TROY, NH	09/21/22 14:20	09/23/22

Project Name:	TROY MILLS SUPERFUND	**Lab Number:**	L2252599
Project Number:	04.0190987.33	**Report Date:**	11/07/22

Case Narrative

The samples were received in accordance with the Chain of Custody and no significant deviations were encountered during the preparation or analysis unless otherwise noted. Sample Receipt, Container Information, and the Chain of Custody are located at the back of the report.

Results contained within this report relate only to the samples submitted under this Alpha Lab Number and meet NELAP requirements for all NELAP accredited parameters unless otherwise noted in the following narrative. The data presented in this report is organized by parameter (i.e. VOC, SVOC, etc.). Sample specific Quality Control data (i.e. Surrogate Spike Recovery) is reported at the end of the target analyte list for each individual sample, followed by the Laboratory Batch Quality Control at the end of each parameter. Tentatively Identified Compounds (TICs), if requested, are reported for compounds identified to be present and are not part of the method/program Target Compound List, even if only a subset of the TCL are being reported. If a sample was re-analyzed or re-extracted due to a required quality control corrective action and if both sets of data are reported, the Laboratory ID of the re-analysis or re-extraction is designated with an "R" or "RE", respectively.

When multiple Batch Quality Control elements are reported (e.g. more than one LCS), the associated samples for each element are noted in the grey shaded header line of each data table. Any Laboratory Batch, Sample Specific % recovery or RPD value that is outside the listed Acceptance Criteria is bolded in the report. In reference to questions H (CAM) or 4 (RCP) when "NO" is checked, the performance criteria for CAM and RCP methods allow for some quality control failures to occur and still be within method compliance. In these instances, the specific failure is not narrated but noted in the associated QC Outlier Summary Report, located directly after the Case Narrative. QC information is also incorporated in the Data Usability Assessment table (Format 11) of our Data Merger tool, where it can be reviewed in conjunction with the sample result, associated regulatory criteria and any associated data usability implications.

Soil/sediments, solids and tissues are reported on a dry weight basis unless otherwise noted. Definitions of all data qualifiers and acronyms used in this report are provided in the Glossary located at the back of the report.

HOLD POLICY - For samples submitted on hold, Alpha's policy is to hold samples (with the exception of Air canisters) free of charge for 21 calendar days from the date the project is completed. After 21 calendar days, we will dispose of all samples submitted including those put on hold unless you have contacted your Alpha Project Manager and made arrangements for Alpha to continue to hold the samples. Air canisters will be disposed after 3 business days from the date the project is completed.

Please contact Project Management at 800-624-9220 with any questions.

Project Name:	TROY MILLS SUPERFUND	**Lab Number:**	L2252599
Project Number:	04.0190987.33	**Report Date:**	11/07/22

Case Narrative (continued)

Report Submission

November 07, 2022: This final report includes the results of all requested analyses.

October 14, 2022: This is a preliminary report.

Sample Receipt

L2252599-04: The sample identified as "TRY_MW-601B 1" on the chain of custody was identified as "TRY_MW-601B 0-2" on the container label. At the client's request, the sample is reported as "TRY_MW-601B 1".

Perfluorinated Alkyl Acids by Isotope Dilution

L2252599-01: The MeOH fraction of the extraction was not spiked with internal standard compounds; however, re-extraction could not be performed due to lack of additional sample volume. The following compounds are not reported: N-Methyl Perfluorooctane Sulfonamide (NMeFOSA), N-Ethyl Perfluorooctane Sulfonamide (NEtFOSA), N-Methyl Perfluorooctanesulfonamido Ethanol (NMeFOSE), and N-Ethyl Perfluorooctanesulfonamido Ethanol (NEtFOSE) due to better extraction efficiency of the Surrogates (Extracted Internal Standards).

L2252599-02RE, 03RE and -07RE: The sample was re-extracted with the method required holding time exceeded due to QC failures in the original extraction. The results of the re-extraction are reported.

L2252599-02RE, -03RE, -04, -05, -06, -07RE, WG1692555-3 and WG1692555-4: The MeOH fraction of the extraction is reported for the following compounds: Perfluorooctanesulfonamide (FOSA), N-Methyl Perfluorooctane Sulfonamide (NMeFOSA), N-Ethyl Perfluorooctane Sulfonamide (NEtFOSA), N-Methyl Perfluorooctanesulfonamido Ethanol (NMeFOSE), and N-Ethyl Perfluorooctanesulfonamido Ethanol (NEtFOSE) due to better extraction efficiency of the Surrogates (Extracted Internal Standards).

L2252599-04, -05, -06, -07, WG1692555-1, WG1692555-2, WG1692555-3, and WG1692555-4: Extracted Internal Standard recoveries were outside the acceptance criteria for individual analytes. Please refer to the surrogate section of the report for details.

L2252599-05: The Extracted Internal Standard recoveries are less than 5% for perfluoro[13c2]hexadecanoic

Case Narrative (continued)

acid (m2pfhxda) (2%); however, the extraction efficiency was improved upon re-extraction at a lower volume with the method required holding time exceeded. The results of both extractions are reported for the associated target compounds. The results are confirmed by the batch QC performed on this sample.
L2252599-06: The Extracted Internal Standard recoveries are less than 2% for perfluoro[13c2]hexadecanoic acid (m2pfhxda) (0%); however, the extraction efficiency was improved upon re-extraction at a lower volume with the method required holding time exceeded. The associated target compounds are not reported in the initial analysis due to the insufficient recovery. The results of the re-extraction are reported for the associated target compounds.
WG1692555-1: The Extracted Internal Standard recovery for the WG1692555-1 Method Blank, associated with L2252599-04, -05 and -06, is below the acceptance criteria (less than 5%) for perfluoro[13c2]hexadecanoic acid (m2pfhxda) (1%); however, the associated samples are non-detect to the RL for all associated target analytes; therefore, no further action was taken.
WG1693319-1R and WG1693319-2R: The sample was re-analyzed due to QC failures in the original analysis. The results of the re-analysis are reported PFDoDS and NFDHA only.
WG1700121-1: The Extracted Internal Standard recovery for the WG1700121-1 Method Blank, associated with L2252599-04RE, -05RE and -06RE, is below the acceptance criteria for perfluoro[13c8]octanesulfonamide (m8fosa) (less than 5%). The associated target analyte is not reported in the associated samples.
The WG1692555-2 LCS recoveries, associated with L2252599-04, -05 and -06, were below the acceptance criteria for perfluorododecane sulfonic acid (pfdods) (23%); however, the criteria were achieved upon re-extraction outside of holding time. The results of both extractions are reported. All original results for these compounds are considered to have a potentially low bias.
WG1692555-2: The Extracted Internal Standard recovery for the WG1692555-2 LCS, associated with L2252599-04, -05, and -06, is below the acceptance criteria (less than 5%) for perfluoro[13c2]hexadecanoic acid (m2pfhxda) (1%); however, all associated target analytes are within overall LCS criteria; therefore, no further action was taken.
The WG1693319-2R LCS recovery, associated with L2252599-01, -02, -03 and -07, is above the

Project Name:	TROY MILLS SUPERFUND	**Lab Number:**	L2252599
Project Number:	04.0190987.33	**Report Date:**	11/07/22

Case Narrative (continued)

acceptance criteria for nonafluoro-3,6-dioxaheptanoic acid (nfdha) (191%); however, the associated samples are non-detect to the RL for this target analyte. The results of the original analysis are reported.

The WG1699742-2 LCS recovery, associated with L2252599-02RE, -03RE and -07RE, is above the acceptance criteria for 2,3,3,3-tetrafluoro-2-[1,1,2,2,3,3,3-heptafluoropropoxy]-propanoic acid (hfpo-da) (171%). This compound is not reported in the associated samples.

The WG1700121-4 LCS recovery, associated with L2252599-04RE, -05RE and -06RE, is above the acceptance criteria for perfluorotridecanoic acid (pftrda) (147%). This compound is not reported in the associated samples.

I, the undersigned, attest under the pains and penalties of perjury that, to the best of my knowledge and belief and based upon my personal inquiry of those responsible for providing the information contained in this analytical report, such information is accurate and complete. This certificate of analysis is not complete unless this page accompanies any and all pages of this report.

Authorized Signature: Alycia Mogayzel

Title: Technical Director/Representative Date: 11/07/22

ORGANICS

SEMIVOLATILES

Project Name: TROY MILLS SUPERFUND **Lab Number:** L2252599

Project Number: 04.0190987.33 **Report Date:** 11/07/22

SAMPLE RESULTS

Lab ID: L2252599-01
Client ID: FIELD BLANK-DYRNESS
Sample Location: TROY, NH

Date Collected: 09/19/22 08:50
Date Received: 09/23/22
Field Prep: Not Specified

Sample Depth:
Matrix: Water
Analytical Method: 134,LCMSMS-ID
Analytical Date: 10/14/22 12:15
Analyst: SG

Extraction Method: ALPHA 23528
Extraction Date: 09/29/22 06:00

Parameter	Result	Qualifier	Units	RL	MDL	Dilution Factor
Perfluorinated Alkyl Acids by Isotope Dilution - Mansfield Lab						
Perfluorobutanoic Acid (PFBA)	ND		ng/l	1.90	--	1
Perfluoropentanoic Acid (PFPeA)	ND		ng/l	1.90	--	1
Perfluorobutanesulfonic Acid (PFBS)	ND		ng/l	1.90	--	1
1H,1H,2H,2H-Perfluorohexanesulfonic Acid (4:2FTS)	ND		ng/l	1.90	--	1
Perfluorohexanoic Acid (PFHxA)	ND		ng/l	1.90	--	1
Perfluoropentanesulfonic Acid (PFPeS)	ND		ng/l	1.90	--	1
Perfluoroheptanoic Acid (PFHpA)	ND		ng/l	1.90	--	1
Perfluorohexanesulfonic Acid (PFHxS)	ND		ng/l	1.90	--	1
Perfluorooctanoic Acid (PFOA)	ND		ng/l	1.90	--	1
1H,1H,2H,2H-Perfluorooctanesulfonic Acid (6:2FTS)	ND		ng/l	1.90	--	1
Perfluoroheptanesulfonic Acid (PFHpS)	ND		ng/l	1.90	--	1
Perfluorononanoic Acid (PFNA)	ND		ng/l	1.90	--	1
Perfluorooctanesulfonic Acid (PFOS)	ND		ng/l	1.90	--	1
Perfluorodecanoic Acid (PFDA)	ND		ng/l	1.90	--	1
1H,1H,2H,2H-Perfluorodecanesulfonic Acid (8:2FTS)	ND		ng/l	1.90	--	1
Perfluorononanesulfonic Acid (PFNS)	ND		ng/l	1.90	--	1
N-Methyl Perfluorooctanesulfonamidoacetic Acid (NMeFOSAA)	ND		ng/l	1.90	--	1
Perfluoroundecanoic Acid (PFUnA)	ND		ng/l	1.90	--	1
Perfluorodecanesulfonic Acid (PFDS)	ND		ng/l	1.90	--	1
Perfluorooctanesulfonamide (FOSA)	ND		ng/l	1.90	--	1
N-Ethyl Perfluorooctanesulfonamidoacetic Acid (NEtFOSAA)	ND		ng/l	1.90	--	1
Perfluorododecanoic Acid (PFDoA)	ND		ng/l	1.90	--	1
Perfluorotridecanoic Acid (PFTrDA)	ND		ng/l	1.90	--	1
Perfluorotetradecanoic Acid (PFTA)	ND		ng/l	1.90	--	1
2,3,3,3-Tetrafluoro-2-[1,1,2,2,3,3,3-Heptafluoropropoxy]-Propanoic Acid (HFPO-DA)	ND		ng/l	47.5	--	1
4,8-Dioxa-3h-Perfluorononanoic Acid (ADONA)	ND		ng/l	1.90	--	1
Perfluorohexadecanoic Acid (PFHxDA)	ND		ng/l	3.80	--	1

Project Name: TROY MILLS SUPERFUND **Lab Number:** L2252599

Project Number: 04.0190987.33 **Report Date:** 11/07/22

SAMPLE RESULTS

Lab ID: L2252599-01 Date Collected: 09/19/22 08:50

Client ID: FIELD BLANK-DYRNESS Date Received: 09/23/22

Sample Location: TROY, NH Field Prep: Not Specified

Sample Depth:

Parameter	Result	Qualifier	Units	RL	MDL	Dilution Factor
Perfluorinated Alkyl Acids by Isotope Dilution - Mansfield Lab						
Perfluorooctadecanoic Acid (PFODA)	ND		ng/l	3.80	--	1
Perfluorododecane Sulfonic Acid (PFDoDS)	ND		ng/l	1.90	--	1
1H,1H,2H,2H-Perfluorododecanesulfonic Acid (10:2FTS)	ND		ng/l	4.75	--	1
9-Chlorohexadecafluoro-3-Oxanone-1-Sulfonic Acid (9Cl-PF3ONS)	ND		ng/l	1.90	--	1
11-Chloroeicosafluoro-3-Oxaundecane-1-Sulfonic Acid (11Cl-PF3OUdS)	ND		ng/l	1.90	--	1
Perfluoro-3-Methoxypropanoic Acid (PFMPA)	ND		ng/l	1.90	--	1
Perfluoro-4-Methoxybutanoic Acid (PFMBA)	ND		ng/l	1.90	--	1
Perfluoro(2-Ethoxyethane)Sulfonic Acid (PFEESA)	ND		ng/l	1.90	--	1
Nonafluoro-3,6-Dioxaheptanoic Acid (NFDHA)	ND		ng/l	1.90	--	1

Surrogate (Extracted Internal Standard)	% Recovery	Qualifier	Acceptance Criteria
Perfluoro[13C4]Butanoic Acid (MPFBA)	100		58-132
Perfluoro[13C5]Pentanoic Acid (M5PFPEA)	110		62-163
Perfluoro[2,3,4-13C3]Butanesulfonic Acid (M3PFBS)	98		70-131
1H,1H,2H,2H-Perfluoro[1,2-13C2]Hexanesulfonic Acid (M2-4:2FTS)	78		12-142
Perfluoro[1,2,3,4,6-13C5]Hexanoic Acid (M5PFHxA)	101		57-129
Perfluoro[1,2,3,4-13C4]Heptanoic Acid (M4PFHpA)	97		60-129
Perfluoro[1,2,3-13C3]Hexanesulfonic Acid (M3PFHxS)	97		71-134
Perfluoro[13C8]Octanoic Acid (M8PFOA)	102		62-129
1H,1H,2H,2H-Perfluoro[1,2-13C2]Octanesulfonic Acid (M2-6:2FTS)	83		14-147
Perfluoro[13C9]Nonanoic Acid (M9PFNA)	105		59-139
Perfluoro[13C8]Octanesulfonic Acid (M8PFOS)	100		69-131
Perfluoro[1,2,3,4,5,6-13C6]Decanoic Acid (M6PFDA)	98		62-124
1H,1H,2H,2H-Perfluoro[1,2-13C2]Decanesulfonic Acid (M2-8:2FTS)	101		10-162
N-Deuteriomethylperfluoro-1-octanesulfonamidoacetic Acid (d3-NMeFOSAA)	86		24-116
Perfluoro[1,2,3,4,5,6,7-13C7]Undecanoic Acid (M7-PFUDA)	103		55-137
Perfluoro[13C8]Octanesulfonamide (M8FOSA)	48		5-112
N-Deuterioethylperfluoro-1-octanesulfonamidoacetic Acid (d5-NEtFOSAA)	89		27-126
Perfluoro[1,2-13C2]Dodecanoic Acid (MPFDOA)	95		48-131
Perfluoro[1,2-13C2]Tetradecanoic Acid (M2PFTEDA)	93		22-136
2,3,3,3-Tetrafluoro-2-[1,1,2,2,3,3,3-Heptafluoropropoxy]-13C3-Propanoic Acid (M3HFPO-DA)	93		10-165
Perfluoro[13C2]Hexadecanoic Acid (M2PFHxDA)	70		10-206
1H,1H,2H,2H-Perfluorododecane Sulfonate (M2D4-10:2FTS)	111		50-150

Project Name: TROY MILLS SUPERFUND **Lab Number:** L2252599

Project Number: 04.0190987.33 **Report Date:** 11/07/22

SAMPLE RESULTS

Lab ID: L2252599-02
Client ID: EQUIP BLANK
Sample Location: TROY, NH

Date Collected: 09/19/22 09:00
Date Received: 09/23/22
Field Prep: Not Specified

Sample Depth:
Matrix: Water
Analytical Method: 134,LCMSMS-ID
Analytical Date: 10/14/22 12:32
Analyst: SG

Extraction Method: ALPHA 23528
Extraction Date: 09/29/22 06:00

Parameter	Result	Qualifier	Units	RL	MDL	Dilution Factor
Perfluorinated Alkyl Acids by Isotope Dilution - Mansfield Lab						
Perfluorobutanoic Acid (PFBA)	ND		ng/l	1.89	--	1
Perfluoropentanoic Acid (PFPeA)	ND		ng/l	1.89	--	1
Perfluorobutanesulfonic Acid (PFBS)	ND		ng/l	1.89	--	1
1H,1H,2H,2H-Perfluorohexanesulfonic Acid (4:2FTS)	ND		ng/l	1.89	--	1
Perfluorohexanoic Acid (PFHxA)	ND		ng/l	1.89	--	1
Perfluoropentanesulfonic Acid (PFPeS)	ND		ng/l	1.89	--	1
Perfluoroheptanoic Acid (PFHpA)	ND		ng/l	1.89	--	1
Perfluorohexanesulfonic Acid (PFHxS)	ND		ng/l	1.89	--	1
Perfluorooctanoic Acid (PFOA)	ND		ng/l	1.89	--	1
1H,1H,2H,2H-Perfluorooctanesulfonic Acid (6:2FTS)	ND		ng/l	1.89	--	1
Perfluoroheptanesulfonic Acid (PFHpS)	ND		ng/l	1.89	--	1
Perfluorononanoic Acid (PFNA)	ND		ng/l	1.89	--	1
Perfluorooctanesulfonic Acid (PFOS)	ND		ng/l	1.89	--	1
Perfluorodecanoic Acid (PFDA)	ND		ng/l	1.89	--	1
1H,1H,2H,2H-Perfluorodecanesulfonic Acid (8:2FTS)	ND		ng/l	1.89	--	1
Perfluorononanesulfonic Acid (PFNS)	ND		ng/l	1.89	--	1
N-Methyl Perfluorooctanesulfonamidoacetic Acid (NMeFOSAA)	ND		ng/l	1.89	--	1
Perfluoroundecanoic Acid (PFUnA)	ND		ng/l	1.89	--	1
Perfluorodecanesulfonic Acid (PFDS)	ND		ng/l	1.89	--	1
Perfluorooctanesulfonamide (FOSA)	ND		ng/l	1.89	--	1
N-Ethyl Perfluorooctanesulfonamidoacetic Acid (NEtFOSAA)	ND		ng/l	1.89	--	1
Perfluorododecanoic Acid (PFDoA)	ND		ng/l	1.89	--	1
Perfluorotridecanoic Acid (PFTrDA)	ND		ng/l	1.89	--	1
Perfluorotetradecanoic Acid (PFTA)	ND		ng/l	1.89	--	1
2,3,3,3-Tetrafluoro-2-[1,1,2,2,3,3,3-Heptafluoropropoxy]-Propanoic Acid (HFPO-DA)	ND		ng/l	47.3	--	1
4,8-Dioxa-3h-Perfluorononanoic Acid (ADONA)	ND		ng/l	1.89	--	1
Perfluorohexadecanoic Acid (PFHxDA)	ND		ng/l	3.79	--	1

Project Name: TROY MILLS SUPERFUND **Lab Number:** L2252599

Project Number: 04.0190987.33 **Report Date:** 11/07/22

SAMPLE RESULTS

Lab ID: L2252599-02 Date Collected: 09/19/22 09:00

Client ID: EQUIP BLANK Date Received: 09/23/22

Sample Location: TROY, NH Field Prep: Not Specified

Sample Depth:

Parameter	Result	Qualifier	Units	RL	MDL	Dilution Factor
Perfluorinated Alkyl Acids by Isotope Dilution - Mansfield Lab						
Perfluorooctadecanoic Acid (PFODA)	ND		ng/l	3.79	--	1
Perfluorododecane Sulfonic Acid (PFDoDS)	ND		ng/l	1.89	--	1
1H,1H,2H,2H-Perfluorododecanesulfonic Acid (10:2FTS)	ND		ng/l	4.73	--	1
9-Chlorohexadecafluoro-3-Oxanone-1-Sulfonic Acid (9Cl-PF3ONS)	ND		ng/l	1.89	--	1
11-Chloroeicosafluoro-3-Oxaundecane-1-Sulfonic Acid (11Cl-PF3OUdS)	ND		ng/l	1.89	--	1
Perfluoro-3-Methoxypropanoic Acid (PFMPA)	ND		ng/l	1.89	--	1
Perfluoro-4-Methoxybutanoic Acid (PFMBA)	ND		ng/l	1.89	--	1
Perfluoro(2-Ethoxyethane)Sulfonic Acid (PFEESA)	ND		ng/l	1.89	--	1
Nonafluoro-3,6-Dioxaheptanoic Acid (NFDHA)	ND		ng/l	1.89	--	1

Surrogate (Extracted Internal Standard)	% Recovery	Qualifier	Acceptance Criteria
Perfluoro[13C4]Butanoic Acid (MPFBA)	99		58-132
Perfluoro[13C5]Pentanoic Acid (M5PFPEA)	108		62-163
Perfluoro[2,3,4-13C3]Butanesulfonic Acid (M3PFBS)	100		70-131
1H,1H,2H,2H-Perfluoro[1,2-13C2]Hexanesulfonic Acid (M2-4:2FTS)	81		12-142
Perfluoro[1,2,3,4,6-13C5]Hexanoic Acid (M5PFHxA)	96		57-129
Perfluoro[1,2,3,4-13C4]Heptanoic Acid (M4PFHpA)	94		60-129
Perfluoro[1,2,3-13C3]Hexanesulfonic Acid (M3PFHxS)	101		71-134
Perfluoro[13C8]Octanoic Acid (M8PFOA)	100		62-129
1H,1H,2H,2H-Perfluoro[1,2-13C2]Octanesulfonic Acid (M2-6:2FTS)	90		14-147
Perfluoro[13C9]Nonanoic Acid (M9PFNA)	102		59-139
Perfluoro[13C8]Octanesulfonic Acid (M8PFOS)	102		69-131
Perfluoro[1,2,3,4,5,6-13C6]Decanoic Acid (M6PFDA)	99		62-124
1H,1H,2H,2H-Perfluoro[1,2-13C2]Decanesulfonic Acid (M2-8:2FTS)	114		10-162
N-Deuteriomethylperfluoro-1-octanesulfonamidoacetic Acid (d3-NMeFOSAA)	89		24-116
Perfluoro[1,2,3,4,5,6,7-13C7]Undecanoic Acid (M7-PFUDA)	97		55-137
Perfluoro[13C8]Octanesulfonamide (M8FOSA)	48		5-112
N-Deuterioethylperfluoro-1-octanesulfonamidoacetic Acid (d5-NEtFOSAA)	99		27-126
Perfluoro[1,2-13C2]Dodecanoic Acid (MPFDOA)	87		48-131
Perfluoro[1,2-13C2]Tetradecanoic Acid (M2PFTEDA)	93		22-136
2,3,3,3-Tetrafluoro-2-[1,1,2,2,3,3,3-Heptafluoropropoxy]-13C3-Propanoic Acid (M3HFPO-DA)	92		10-165
Perfluoro[13C2]Hexadecanoic Acid (M2PFHxDA)	69		10-206
1H,1H,2H,2H-Perfluorododecane Sulfonate (M2D4-10:2FTS)	125		50-150

Project Name: TROY MILLS SUPERFUND **Lab Number:** L2252599

Project Number: 04.0190987.33 **Report Date:** 11/07/22

SAMPLE RESULTS

Lab ID: L2252599-02 RE
Client ID: EQUIP BLANK
Sample Location: TROY, NH

Date Collected: 09/19/22 09:00
Date Received: 09/23/22
Field Prep: Not Specified

Sample Depth:
Matrix: Water
Analytical Method: 134,LCMSMS-ID
Analytical Date: 10/17/22 17:16
Analyst: LV

Extraction Method: ALPHA 23528
Extraction Date: 10/15/22 08:30

Parameter	Result	Qualifier	Units	RL	MDL	Dilution Factor
Perfluorinated Alkyl Acids by Isotope Dilution - Mansfield Lab						
Perfluorooctanesulfonamide (FOSA)	ND		ng/l	1.92	--	1
N-Methyl Perfluorooctane Sulfonamide (NMeFOSA)	ND		ng/l	19.2	--	1
N-Ethyl Perfluorooctane Sulfonamide (NEtFOSA)	ND		ng/l	19.2	--	1
N-Methyl Perfluorooctanesulfonamido Ethanol (NMeFOSE)	ND		ng/l	48.0	--	1
N-Ethyl Perfluorooctanesulfonamido Ethanol (NEtFOSE)	ND		ng/l	48.0	--	1

Surrogate (Extracted Internal Standard)	% Recovery	Qualifier	Acceptance Criteria
Perfluoro[13C8]Octanesulfonamide (M8FOSA)	75		5-112
N-Methyl-d3-Perfluoro-1-Octanesulfonamide (d3-NMeFOSA)	80		10-161
N-Ethyl-d5-Perfluoro-1-Octanesulfonamide (d5-NEtFOSA)	77		10-160
2-(N-Methyl-d3-Perfluoro-1-Octanesulfonamido)ethan-d4-ol (d7-NMeFOSE)	75		10-189
2-(N-Ethyl-d5-Perfluoro-1-Octanesulfonamido)ethan-d4-ol (d9-NEtFOSE)	74		10-187

Project Name: TROY MILLS SUPERFUND **Lab Number:** L2252599

Project Number: 04.0190987.33 **Report Date:** 11/07/22

SAMPLE RESULTS

Lab ID: L2252599-03
Client ID: DRILL WATER
Sample Location: TROY, NH

Date Collected: 09/19/22 09:15
Date Received: 09/23/22
Field Prep: Not Specified

Sample Depth:
Matrix: Water
Analytical Method: 134,LCMSMS-ID
Analytical Date: 10/14/22 12:49
Analyst: SG

Extraction Method: ALPHA 23528
Extraction Date: 09/29/22 06:00

Parameter	Result	Qualifier	Units	RL	MDL	Dilution Factor
Perfluorinated Alkyl Acids by Isotope Dilution - Mansfield Lab						
Perfluorobutanoic Acid (PFBA)	2.43		ng/l	1.83	--	1
Perfluoropentanoic Acid (PFPeA)	2.09		ng/l	1.83	--	1
Perfluorobutanesulfonic Acid (PFBS)	2.81		ng/l	1.83	--	1
1H,1H,2H,2H-Perfluorohexanesulfonic Acid (4:2FTS)	ND		ng/l	1.83	--	1
Perfluorohexanoic Acid (PFHxA)	ND		ng/l	1.83	--	1
Perfluoropentanesulfonic Acid (PFPeS)	ND		ng/l	1.83	--	1
Perfluoroheptanoic Acid (PFHpA)	ND		ng/l	1.83	--	1
Perfluorohexanesulfonic Acid (PFHxS)	1.87		ng/l	1.83	--	1
Perfluorooctanoic Acid (PFOA)	4.39		ng/l	1.83	--	1
1H,1H,2H,2H-Perfluorooctanesulfonic Acid (6:2FTS)	ND		ng/l	1.83	--	1
Perfluoroheptanesulfonic Acid (PFHpS)	ND		ng/l	1.83	--	1
Perfluorononanoic Acid (PFNA)	ND		ng/l	1.83	--	1
Perfluorooctanesulfonic Acid (PFOS)	4.07		ng/l	1.83	--	1
Perfluorodecanoic Acid (PFDA)	ND		ng/l	1.83	--	1
1H,1H,2H,2H-Perfluorodecanesulfonic Acid (8:2FTS)	ND		ng/l	1.83	--	1
Perfluorononanesulfonic Acid (PFNS)	ND		ng/l	1.83	--	1
N-Methyl Perfluorooctanesulfonamidoacetic Acid (NMeFOSAA)	ND		ng/l	1.83	--	1
Perfluoroundecanoic Acid (PFUnA)	ND		ng/l	1.83	--	1
Perfluorodecanesulfonic Acid (PFDS)	ND		ng/l	1.83	--	1
Perfluorooctanesulfonamide (FOSA)	ND		ng/l	1.83	--	1
N-Ethyl Perfluorooctanesulfonamidoacetic Acid (NEtFOSAA)	ND		ng/l	1.83	--	1
Perfluorododecanoic Acid (PFDoA)	ND		ng/l	1.83	--	1
Perfluorotridecanoic Acid (PFTrDA)	ND		ng/l	1.83	--	1
Perfluorotetradecanoic Acid (PFTA)	ND		ng/l	1.83	--	1
2,3,3,3-Tetrafluoro-2-[1,1,2,2,3,3,3-Heptafluoropropoxy]-Propanoic Acid (HFPO-DA)	ND		ng/l	45.7	--	1
4,8-Dioxa-3h-Perfluorononanoic Acid (ADONA)	ND		ng/l	1.83	--	1
Perfluorohexadecanoic Acid (PFHxDA)	ND		ng/l	3.65	--	1

Project Name: TROY MILLS SUPERFUND **Lab Number:** L2252599

Project Number: 04.0190987.33 **Report Date:** 11/07/22

SAMPLE RESULTS

Lab ID: L2252599-03 Date Collected: 09/19/22 09:15

Client ID: DRILL WATER Date Received: 09/23/22

Sample Location: TROY, NH Field Prep: Not Specified

Sample Depth:

Parameter	Result	Qualifier	Units	RL	MDL	Dilution Factor
Perfluorinated Alkyl Acids by Isotope Dilution - Mansfield Lab						
Perfluorooctadecanoic Acid (PFODA)	ND		ng/l	3.65	--	1
Perfluorododecane Sulfonic Acid (PFDoDS)	ND		ng/l	1.83	--	1
1H,1H,2H,2H-Perfluorododecanesulfonic Acid (10:2FTS)	ND		ng/l	4.57	--	1
9-Chlorohexadecafluoro-3-Oxanone-1-Sulfonic Acid (9Cl-PF3ONS)	ND		ng/l	1.83	--	1
11-Chloroeicosafluoro-3-Oxaundecane-1-Sulfonic Acid (11Cl-PF3OUdS)	ND		ng/l	1.83	--	1
Perfluoro-3-Methoxypropanoic Acid (PFMPA)	ND		ng/l	1.83	--	1
Perfluoro-4-Methoxybutanoic Acid (PFMBA)	ND		ng/l	1.83	--	1
Perfluoro(2-Ethoxyethane)Sulfonic Acid (PFEESA)	ND		ng/l	1.83	--	1
Nonafluoro-3,6-Dioxaheptanoic Acid (NFDHA)	ND		ng/l	1.83	--	1

Surrogate (Extracted Internal Standard)	% Recovery	Qualifier	Acceptance Criteria
Perfluoro[13C4]Butanoic Acid (MPFBA)	78		58-132
Perfluoro[13C5]Pentanoic Acid (M5PFPEA)	85		62-163
Perfluoro[2,3,4-13C3]Butanesulfonic Acid (M3PFBS)	100		70-131
1H,1H,2H,2H-Perfluoro[1,2-13C2]Hexanesulfonic Acid (M2-4:2FTS)	138		12-142
Perfluoro[1,2,3,4,6-13C5]Hexanoic Acid (M5PFHxA)	79		57-129
Perfluoro[1,2,3,4-13C4]Heptanoic Acid (M4PFHpA)	81		60-129
Perfluoro[1,2,3-13C3]Hexanesulfonic Acid (M3PFHxS)	104		71-134
Perfluoro[13C8]Octanoic Acid (M8PFOA)	82		62-129
1H,1H,2H,2H-Perfluoro[1,2-13C2]Octanesulfonic Acid (M2-6:2FTS)	104		14-147
Perfluoro[13C9]Nonanoic Acid (M9PFNA)	84		59-139
Perfluoro[13C8]Octanesulfonic Acid (M8PFOS)	96		69-131
Perfluoro[1,2,3,4,5,6-13C6]Decanoic Acid (M6PFDA)	85		62-124
1H,1H,2H,2H-Perfluoro[1,2-13C2]Decanesulfonic Acid (M2-8:2FTS)	96		10-162
N-Deuteriomethylperfluoro-1-octanesulfonamidoacetic Acid (d3-NMeFOSAA)	71		24-116
Perfluoro[1,2,3,4,5,6,7-13C7]Undecanoic Acid (M7-PFUDA)	88		55-137
Perfluoro[13C8]Octanesulfonamide (M8FOSA)	17		5-112
N-Deuterioethylperfluoro-1-octanesulfonamidoacetic Acid (d5-NEtFOSAA)	69		27-126
Perfluoro[1,2-13C2]Dodecanoic Acid (MPFDOA)	84		48-131
Perfluoro[1,2-13C2]Tetradecanoic Acid (M2PFTEDA)	91		22-136
2,3,3,3-Tetrafluoro-2-[1,1,2,2,3,3,3-Heptafluoropropoxy]-13C3-Propanoic Acid (M3HFPO-DA)	79		10-165
Perfluoro[13C2]Hexadecanoic Acid (M2PFHxDA)	67		10-206
1H,1H,2H,2H-Perfluorododecane Sulfonate (M2D4-10:2FTS)	108		50-150

Project Name: TROY MILLS SUPERFUND **Lab Number:** L2252599

Project Number: 04.0190987.33 **Report Date:** 11/07/22

SAMPLE RESULTS

Lab ID: L2252599-03 RE
Client ID: DRILL WATER
Sample Location: TROY, NH

Date Collected: 09/19/22 09:15
Date Received: 09/23/22
Field Prep: Not Specified

Sample Depth:
Matrix: Water
Analytical Method: 134,LCMSMS-ID
Analytical Date: 10/17/22 17:22
Analyst: LV

Extraction Method: ALPHA 23528
Extraction Date: 10/15/22 08:30

Parameter	Result	Qualifier	Units	RL	MDL	Dilution Factor
Perfluorinated Alkyl Acids by Isotope Dilution - Mansfield Lab						
Perfluorooctanesulfonamide (FOSA)	ND		ng/l	1.85	--	1
N-Methyl Perfluorooctane Sulfonamide (NMeFOSA)	ND		ng/l	18.5	--	1
N-Ethyl Perfluorooctane Sulfonamide (NEtFOSA)	ND		ng/l	18.5	--	1
N-Methyl Perfluorooctanesulfonamido Ethanol (NMeFOSE)	ND		ng/l	46.2	--	1
N-Ethyl Perfluorooctanesulfonamido Ethanol (NEtFOSE)	ND		ng/l	46.2	--	1

Surrogate (Extracted Internal Standard)	% Recovery	Qualifier	Acceptance Criteria
Perfluoro[13C8]Octanesulfonamide (M8FOSA)	70		5-112
N-Methyl-d3-Perfluoro-1-Octanesulfonamide (d3-NMeFOSA)	74		10-161
N-Ethyl-d5-Perfluoro-1-Octanesulfonamide (d5-NEtFOSA)	72		10-160
2-(N-Methyl-d3-Perfluoro-1-Octanesulfonamido)ethan-d4-ol (d7-NMeFOSE)	63		10-189
2-(N-Ethyl-d5-Perfluoro-1-Octanesulfonamido)ethan-d4-ol (d9-NEtFOSE)	62		10-187

Project Name: TROY MILLS SUPERFUND **Lab Number:** L2252599

Project Number: 04.0190987.33 **Report Date:** 11/07/22

SAMPLE RESULTS

Lab ID: L2252599-04
Client ID: TRY_MW-601B 1
Sample Location: TROY, NH

Date Collected: 09/19/22 09:30
Date Received: 09/23/22
Field Prep: Not Specified

Sample Depth:
Matrix: Soil
Analytical Method: 134,LCMSMS-ID
Analytical Date: 10/14/22 14:44
Analyst: SG
Percent Solids: 88%

Extraction Method: ALPHA 23528
Extraction Date: 09/27/22 13:10

Parameter	Result	Qualifier	Units	RL	MDL	Dilution Factor
Perfluorinated Alkyl Acids by Isotope Dilution - Mansfield Lab						
Perfluorobutanoic Acid (PFBA)	ND		ng/g	0.511	--	1
Perfluoropentanoic Acid (PFPeA)	ND		ng/g	0.511	--	1
Perfluorobutanesulfonic Acid (PFBS)	ND		ng/g	0.255	--	1
1H,1H,2H,2H-Perfluorohexanesulfonic Acid (4:2FTS)	ND		ng/g	1.02	--	1
Perfluorohexanoic Acid (PFHxA)	ND		ng/g	0.511	--	1
Perfluoropentanesulfonic Acid (PFPeS)	ND		ng/g	1.02	--	1
Perfluoroheptanoic Acid (PFHpA)	ND		ng/g	0.255	--	1
Perfluorohexanesulfonic Acid (PFHxS)	ND		ng/g	0.255	--	1
Perfluorooctanoic Acid (PFOA)	1.14		ng/g	0.255	--	1
1H,1H,2H,2H-Perfluorooctanesulfonic Acid (6:2FTS)	ND		ng/g	0.511	--	1
Perfluoroheptanesulfonic Acid (PFHpS)	ND		ng/g	0.511	--	1
Perfluorononanoic Acid (PFNA)	1.47		ng/g	0.255	--	1
Perfluorooctanesulfonic Acid (PFOS)	8.41		ng/g	0.255	--	1
Perfluorodecanoic Acid (PFDA)	6.52		ng/g	0.255	--	1
1H,1H,2H,2H-Perfluorodecanesulfonic Acid (8:2FTS)	ND		ng/g	0.511	--	1
Perfluorononanesulfonic Acid (PFNS)	ND		ng/g	1.02	--	1
N-Methyl Perfluorooctanesulfonamidoacetic Acid (NMeFOSAA)	ND		ng/g	0.511	--	1
Perfluoroundecanoic Acid (PFUnA)	1.56		ng/g	0.511	--	1
Perfluorodecanesulfonic Acid (PFDS)	2.25		ng/g	0.511	--	1
N-Ethyl Perfluorooctanesulfonamidoacetic Acid (NEtFOSAA)	0.613		ng/g	0.511	--	1
Perfluorododecanoic Acid (PFDoA)	2.29		ng/g	0.511	--	1
Perfluorotridecanoic Acid (PFTrDA)	0.585		ng/g	0.511	--	1
Perfluorotetradecanoic Acid (PFTA)	0.766		ng/g	0.511	--	1
2,3,3,3-Tetrafluoro-2-[1,1,2,2,3,3,3-Heptafluoropropoxy]-Propanoic Acid (HFPO-DA)	ND		ng/g	10.2	--	1
4,8-Dioxa-3h-Perfluorononanoic Acid (ADONA)	ND		ng/g	1.02	--	1
Perfluorohexadecanoic Acid (PFHxDA)	ND		ng/g	2.55	--	1
Perfluorooctadecanoic Acid (PFODA)	ND		ng/g	2.55	--	1

Project Name: TROY MILLS SUPERFUND **Lab Number:** L2252599

Project Number: 04.0190987.33 **Report Date:** 11/07/22

SAMPLE RESULTS

Lab ID: L2252599-04 Date Collected: 09/19/22 09:30

Client ID: TRY_MW-601B 1 Date Received: 09/23/22

Sample Location: TROY, NH Field Prep: Not Specified

Sample Depth:

Parameter	Result	Qualifier	Units	RL	MDL	Dilution Factor
Perfluorinated Alkyl Acids by Isotope Dilution - Mansfield Lab						
Perfluorododecane Sulfonic Acid (PFDoDS)	ND		ng/g	1.02	--	1
1H,1H,2H,2H-Perfluorododecanesulfonic Acid (10:2FTS)	ND		ng/g	1.02	--	1
9-Chlorohexadecafluoro-3-Oxanone-1-Sulfonic Acid (9Cl-PF3ONS)	ND		ng/g	1.02	--	1
11-Chloroeicosafluoro-3-Oxaundecane-1-Sulfonic Acid (11Cl-PF3OUdS)	ND		ng/g	1.02	--	1
Perfluoro-3-Methoxypropanoic Acid (PFMPA)	ND		ng/g	1.02	--	1
Perfluoro-4-Methoxybutanoic Acid (PFMBA)	ND		ng/g	1.02	--	1
Perfluoro(2-Ethoxyethane)Sulfonic Acid (PFEESA)	ND		ng/g	1.02	--	1
Nonafluoro-3,6-Dioxaheptanoic Acid (NFDHA)	ND		ng/g	1.02	--	1

Surrogate (Extracted Internal Standard)	% Recovery	Qualifier	Acceptance Criteria
Perfluoro[13C4]Butanoic Acid (MPFBA)	63		61-135
Perfluoro[13C5]Pentanoic Acid (M5PFPEA)	64		58-150
Perfluoro[2,3,4-13C3]Butanesulfonic Acid (M3PFBS)	**63**	Q	74-139
1H,1H,2H,2H-Perfluoro[1,2-13C2]Hexanesulfonic Acid (M2-4:2FTS)	46		14-167
Perfluoro[1,2,3,4,6-13C5]Hexanoic Acid (M5PFHxA)	**60**	Q	66-128
Perfluoro[1,2,3,4-13C4]Heptanoic Acid (M4PFHpA)	**59**	Q	71-129
Perfluoro[1,2,3-13C3]Hexanesulfonic Acid (M3PFHxS)	**63**	Q	78-139
Perfluoro[13C8]Octanoic Acid (M8PFOA)	**61**	Q	75-130
1H,1H,2H,2H-Perfluoro[1,2-13C2]Octanesulfonic Acid (M2-6:2FTS)	48		20-154
Perfluoro[13C9]Nonanoic Acid (M9PFNA)	**60**	Q	72-140
Perfluoro[13C8]Octanesulfonic Acid (M8PFOS)	**57**	Q	79-136
Perfluoro[1,2,3,4,5,6-13C6]Decanoic Acid (M6PFDA)	**58**	Q	75-130
1H,1H,2H,2H-Perfluoro[1,2-13C2]Decanesulfonic Acid (M2-8:2FTS)	50		19-175
N-Deuteriomethylperfluoro-1-octanesulfonamidoacetic Acid (d3-NMeFOSAA)	36		31-134
Perfluoro[1,2,3,4,5,6,7-13C7]Undecanoic Acid (M7-PFUDA)	**56**	Q	61-155
N-Deuterioethylperfluoro-1-octanesulfonamidoacetic Acid (d5-NEtFOSAA)	36		34-137
Perfluoro[1,2-13C2]Dodecanoic Acid (MPFDOA)	**50**	Q	54-150
Perfluoro[1,2-13C2]Tetradecanoic Acid (M2PFTEDA)	37		24-159
2,3,3,3-Tetrafluoro-2-[1,1,2,2,3,3,3-Heptafluoropropoxy]-13C3-Propanoic Acid (M3HFPO-DA)	68		10-203
Perfluoro[13C2]Hexadecanoic Acid (M2PFHxDA)	13		10-145
1H,1H,2H,2H-Perfluorododecane Sulfonate (M2D4-10:2FTS)	**48**	Q	50-150

Project Name: TROY MILLS SUPERFUND **Lab Number:** L2252599

Project Number: 04.0190987.33 **Report Date:** 11/07/22

SAMPLE RESULTS

Lab ID: L2252599-04
Client ID: TRY_MW-601B 1
Sample Location: TROY, NH

Date Collected: 09/19/22 09:30
Date Received: 09/23/22
Field Prep: Not Specified

Sample Depth:
Matrix: Soil
Analytical Method: 134,LCMSMS-ID
Analytical Date: 10/14/22 16:15
Analyst: JW
Percent Solids: 88%

Extraction Method: ALPHA 23528
Extraction Date: 09/27/22 13:10

Parameter	Result	Qualifier	Units	RL	MDL	Dilution Factor
Perfluorinated Alkyl Acids by Isotope Dilution - Mansfield Lab						
Perfluorooctanesulfonamide (FOSA)	ND		ng/g	0.511	--	1
N-Methyl Perfluorooctane Sulfonamide (NMeFOSA)	ND		ng/g	1.02	--	1
N-Ethyl Perfluorooctane Sulfonamide (NEtFOSA)	ND		ng/g	1.02	--	1
N-Methyl Perfluorooctanesulfonamido Ethanol (NMeFOSE)	ND		ng/g	2.04	--	1
N-Ethyl Perfluorooctanesulfonamido Ethanol (NEtFOSE)	ND		ng/g	2.04	--	1

Surrogate (Extracted Internal Standard)	% Recovery	Qualifier	Acceptance Criteria
Perfluoro[13C8]Octanesulfonamide (M8FOSA)	73		5-117
N-Methyl-d3-Perfluoro-1-Octanesulfonamide (d3-NMeFOSA)	79		10-146
N-Ethyl-d5-Perfluoro-1-Octanesulfonamide (d5-NEtFOSA)	80		10-145
2-(N-Methyl-d3-Perfluoro-1-Octanesulfonamido)ethan-d4-ol (d7-NMeFOSE)	66		10-146
2-(N-Ethyl-d5-Perfluoro-1-Octanesulfonamido)ethan-d4-ol (d9-NEtFOSE)	62		10-129

Project Name: TROY MILLS SUPERFUND
Lab Number: L2252599
Project Number: 04.0190987.33
Report Date: 11/07/22

SAMPLE RESULTS

Lab ID: L2252599-04 RE
Client ID: TRY_MW-601B 1
Sample Location: TROY, NH

Date Collected: 09/19/22 09:30
Date Received: 09/23/22
Field Prep: Not Specified

Sample Depth:
Matrix: Soil
Analytical Method: 134,LCMSMS-ID
Analytical Date: 10/29/22 17:32
Analyst: SG
Percent Solids: 88%

Extraction Method: ALPHA 23528
Extraction Date: 10/16/22 14:50

Parameter	Result	Qualifier	Units	RL	MDL	Dilution Factor
Perfluorinated Alkyl Acids by Isotope Dilution - Mansfield Lab						
Perfluorododecane Sulfonic Acid (PFDoDS)	ND		ng/g	3.71	--	1

Surrogate (Extracted Internal Standard)	% Recovery	Qualifier	Acceptance Criteria
Perfluoro[13C8]Octanesulfonic Acid (M8PFOS)	96		79-136

Project Name: TROY MILLS SUPERFUND **Lab Number:** L2252599

Project Number: 04.0190987.33 **Report Date:** 11/07/22

SAMPLE RESULTS

Lab ID: L2252599-05
Client ID: TRY_MW-601B 2
Sample Location: TROY, NH

Date Collected: 09/19/22 10:10
Date Received: 09/23/22
Field Prep: Not Specified

Sample Depth:
Matrix: Soil
Analytical Method: 134,LCMSMS-ID
Analytical Date: 10/14/22 13:22
Analyst: SG
Percent Solids: 97%

Extraction Method: ALPHA 23528
Extraction Date: 09/27/22 13:10

Parameter	Result	Qualifier	Units	RL	MDL	Dilution Factor
Perfluorinated Alkyl Acids by Isotope Dilution - Mansfield Lab						
Perfluorobutanoic Acid (PFBA)	ND		ng/g	0.490	--	1
Perfluoropentanoic Acid (PFPeA)	ND		ng/g	0.490	--	1
Perfluorobutanesulfonic Acid (PFBS)	ND		ng/g	0.245	--	1
1H,1H,2H,2H-Perfluorohexanesulfonic Acid (4:2FTS)	ND		ng/g	0.980	--	1
Perfluorohexanoic Acid (PFHxA)	ND		ng/g	0.490	--	1
Perfluoropentanesulfonic Acid (PFPeS)	ND		ng/g	0.980	--	1
Perfluoroheptanoic Acid (PFHpA)	ND		ng/g	0.245	--	1
Perfluorohexanesulfonic Acid (PFHxS)	ND		ng/g	0.245	--	1
Perfluorooctanoic Acid (PFOA)	0.502		ng/g	0.245	--	1
1H,1H,2H,2H-Perfluorooctanesulfonic Acid (6:2FTS)	ND		ng/g	0.490	--	1
Perfluoroheptanesulfonic Acid (PFHpS)	ND		ng/g	0.490	--	1
Perfluorononanoic Acid (PFNA)	ND		ng/g	0.245	--	1
Perfluorooctanesulfonic Acid (PFOS)	ND		ng/g	0.245	--	1
Perfluorodecanoic Acid (PFDA)	ND		ng/g	0.245	--	1
1H,1H,2H,2H-Perfluorodecanesulfonic Acid (8:2FTS)	ND		ng/g	0.490	--	1
Perfluorononanesulfonic Acid (PFNS)	ND		ng/g	0.980	--	1
N-Methyl Perfluorooctanesulfonamidoacetic Acid (NMeFOSAA)	ND		ng/g	0.490	--	1
Perfluoroundecanoic Acid (PFUnA)	ND		ng/g	0.490	--	1
Perfluorodecanesulfonic Acid (PFDS)	ND		ng/g	0.490	--	1
N-Ethyl Perfluorooctanesulfonamidoacetic Acid (NEtFOSAA)	ND		ng/g	0.490	--	1
Perfluorododecanoic Acid (PFDoA)	ND		ng/g	0.490	--	1
Perfluorotridecanoic Acid (PFTrDA)	ND		ng/g	0.490	--	1
Perfluorotetradecanoic Acid (PFTA)	ND		ng/g	0.490	--	1
2,3,3,3-Tetrafluoro-2-[1,1,2,2,3,3,3-Heptafluoropropoxy]-Propanoic Acid (HFPO-DA)	ND		ng/g	9.80	--	1
4,8-Dioxa-3h-Perfluorononanoic Acid (ADONA)	ND		ng/g	0.980	--	1
Perfluorohexadecanoic Acid (PFHxDA)	ND		ng/g	2.45	--	1
Perfluorooctadecanoic Acid (PFODA)	ND		ng/g	2.45	--	1

Project Name: TROY MILLS SUPERFUND **Lab Number:** L2252599

Project Number: 04.0190987.33 **Report Date:** 11/07/22

SAMPLE RESULTS

Lab ID: L2252599-05 Date Collected: 09/19/22 10:10

Client ID: TRY_MW-601B 2 Date Received: 09/23/22

Sample Location: TROY, NH Field Prep: Not Specified

Sample Depth:

Parameter	Result	Qualifier	Units	RL	MDL	Dilution Factor
Perfluorinated Alkyl Acids by Isotope Dilution - Mansfield Lab						
Perfluorododecane Sulfonic Acid (PFDoDS)	ND		ng/g	0.980	--	1
1H,1H,2H,2H-Perfluorododecanesulfonic Acid (10:2FTS)	ND		ng/g	0.980	--	1
9-Chlorohexadecafluoro-3-Oxanone-1-Sulfonic Acid (9Cl-PF3ONS)	ND		ng/g	0.980	--	1
11-Chloroeicosafluoro-3-Oxaundecane-1-Sulfonic Acid (11Cl-PF3OUdS)	ND		ng/g	0.980	--	1
Perfluoro-3-Methoxypropanoic Acid (PFMPA)	ND		ng/g	0.980	--	1
Perfluoro-4-Methoxybutanoic Acid (PFMBA)	ND		ng/g	0.980	--	1
Perfluoro(2-Ethoxyethane)Sulfonic Acid (PFEESA)	ND		ng/g	0.980	--	1
Nonafluoro-3,6-Dioxaheptanoic Acid (NFDHA)	ND		ng/g	0.980	--	1

Surrogate (Extracted Internal Standard)	% Recovery	Qualifier	Acceptance Criteria
Perfluoro[13C4]Butanoic Acid (MPFBA)	79		61-135
Perfluoro[13C5]Pentanoic Acid (M5PFPEA)	81		58-150
Perfluoro[2,3,4-13C3]Butanesulfonic Acid (M3PFBS)	78		74-139
1H,1H,2H,2H-Perfluoro[1,2-13C2]Hexanesulfonic Acid (M2-4:2FTS)	56		14-167
Perfluoro[1,2,3,4,6-13C5]Hexanoic Acid (M5PFHxA)	78		66-128
Perfluoro[1,2,3,4-13C4]Heptanoic Acid (M4PFHpA)	75		71-129
Perfluoro[1,2,3-13C3]Hexanesulfonic Acid (M3PFHxS)	78		78-139
Perfluoro[13C8]Octanoic Acid (M8PFOA)	79		75-130
1H,1H,2H,2H-Perfluoro[1,2-13C2]Octanesulfonic Acid (M2-6:2FTS)	63		20-154
Perfluoro[13C9]Nonanoic Acid (M9PFNA)	79		72-140
Perfluoro[13C8]Octanesulfonic Acid (M8PFOS)	**76**	Q	79-136
Perfluoro[1,2,3,4,5,6-13C6]Decanoic Acid (M6PFDA)	**74**	Q	75-130
1H,1H,2H,2H-Perfluoro[1,2-13C2]Decanesulfonic Acid (M2-8:2FTS)	65		19-175
N-Deuteriomethylperfluoro-1-octanesulfonamidoacetic Acid (d3-NMeFOSAA)	**17**	Q	31-134
Perfluoro[1,2,3,4,5,6,7-13C7]Undecanoic Acid (M7-PFUDA)	73		61-155
N-Deuterioethylperfluoro-1-octanesulfonamidoacetic Acid (d5-NEtFOSAA)	**18**	Q	34-137
Perfluoro[1,2-13C2]Dodecanoic Acid (MPFDOA)	63		54-150
Perfluoro[1,2-13C2]Tetradecanoic Acid (M2PFTEDA)	24		24-159
2,3,3,3-Tetrafluoro-2-[1,1,2,2,3,3,3-Heptafluoropropoxy]-13C3-Propanoic Acid (M3HFPO-DA)	92		10-203
Perfluoro[13C2]Hexadecanoic Acid (M2PFHxDA)	**2**	Q	10-145
1H,1H,2H,2H-Perfluorododecane Sulfonate (M2D4-10:2FTS)	50		50-150

Project Name: TROY MILLS SUPERFUND **Lab Number:** L2252599

Project Number: 04.0190987.33 **Report Date:** 11/07/22

SAMPLE RESULTS

Lab ID: L2252599-05
Client ID: TRY_MW-601B 2
Sample Location: TROY, NH

Date Collected: 09/19/22 10:10
Date Received: 09/23/22
Field Prep: Not Specified

Sample Depth:
Matrix: Soil
Analytical Method: 134,LCMSMS-ID
Analytical Date: 10/14/22 16:27
Analyst: JW
Percent Solids: 97%

Extraction Method: ALPHA 23528
Extraction Date: 09/27/22 13:10

Parameter	Result	Qualifier	Units	RL	MDL	Dilution Factor
Perfluorinated Alkyl Acids by Isotope Dilution - Mansfield Lab						
Perfluorooctanesulfonamide (FOSA)	ND		ng/g	0.490	--	1
N-Methyl Perfluorooctane Sulfonamide (NMeFOSA)	ND		ng/g	0.980	--	1
N-Ethyl Perfluorooctane Sulfonamide (NEtFOSA)	ND		ng/g	0.980	--	1
N-Methyl Perfluorooctanesulfonamido Ethanol (NMeFOSE)	ND		ng/g	1.96	--	1
N-Ethyl Perfluorooctanesulfonamido Ethanol (NEtFOSE)	ND		ng/g	1.96	--	1

Surrogate (Extracted Internal Standard)	% Recovery	Qualifier	Acceptance Criteria
Perfluoro[13C8]Octanesulfonamide (M8FOSA)	72		5-117
N-Methyl-d3-Perfluoro-1-Octanesulfonamide (d3-NMeFOSA)	84		10-146
N-Ethyl-d5-Perfluoro-1-Octanesulfonamide (d5-NEtFOSA)	78		10-145
2-(N-Methyl-d3-Perfluoro-1-Octanesulfonamido)ethan-d4-ol (d7-NMeFOSE)	67		10-146
2-(N-Ethyl-d5-Perfluoro-1-Octanesulfonamido)ethan-d4-ol (d9-NEtFOSE)	64		10-129

Project Name: TROY MILLS SUPERFUND **Lab Number:** L2252599

Project Number: 04.0190987.33 **Report Date:** 11/07/22

SAMPLE RESULTS

Lab ID: L2252599-05 RE
Client ID: TRY_MW-601B 2
Sample Location: TROY, NH

Date Collected: 09/19/22 10:10
Date Received: 09/23/22
Field Prep: Not Specified

Sample Depth:
Matrix: Soil
Analytical Method: 134,LCMSMS-ID
Analytical Date: 10/29/22 17:48
Analyst: SG
Percent Solids: 97%

Extraction Method: ALPHA 23528
Extraction Date: 10/16/22 14:50

Parameter	Result	Qualifier	Units	RL	MDL	Dilution Factor
Perfluorinated Alkyl Acids by Isotope Dilution - Mansfield Lab						
Perfluorohexadecanoic Acid (PFHxDA)	ND		ng/g	9.07	--	1
Perfluorooctadecanoic Acid (PFODA)	ND		ng/g	9.07	--	1
Perfluorododecane Sulfonic Acid (PFDoDS)	ND		ng/g	3.63	--	1

Surrogate (Extracted Internal Standard)	% Recovery	Qualifier	Acceptance Criteria
Perfluoro[13C8]Octanesulfonic Acid (M8PFOS)	87		79-136
Perfluoro[13C2]Hexadecanoic Acid (M2PFHxDA)	88		10-145

Project Name: TROY MILLS SUPERFUND **Lab Number:** L2252599

Project Number: 04.0190987.33 **Report Date:** 11/07/22

SAMPLE RESULTS

Lab ID: L2252599-06
Client ID: TRY_MW-601B 3
Sample Location: TROY, NH

Date Collected: 09/19/22 10:50
Date Received: 09/23/22
Field Prep: Not Specified

Sample Depth:
Matrix: Soil
Analytical Method: 134,LCMSMS-ID
Analytical Date: 10/14/22 13:55
Analyst: SG
Percent Solids: 86%

Extraction Method: ALPHA 23528
Extraction Date: 09/27/22 13:10

Parameter	Result	Qualifier	Units	RL	MDL	Dilution Factor
Perfluorinated Alkyl Acids by Isotope Dilution - Mansfield Lab						
Perfluorobutanoic Acid (PFBA)	ND		ng/g	0.537	--	1
Perfluoropentanoic Acid (PFPeA)	ND		ng/g	0.537	--	1
Perfluorobutanesulfonic Acid (PFBS)	ND		ng/g	0.268	--	1
1H,1H,2H,2H-Perfluorohexanesulfonic Acid (4:2FTS)	ND		ng/g	1.07	--	1
Perfluorohexanoic Acid (PFHxA)	ND		ng/g	0.537	--	1
Perfluoropentanesulfonic Acid (PFPeS)	ND		ng/g	1.07	--	1
Perfluoroheptanoic Acid (PFHpA)	ND		ng/g	0.268	--	1
Perfluorohexanesulfonic Acid (PFHxS)	ND		ng/g	0.268	--	1
Perfluorooctanoic Acid (PFOA)	ND		ng/g	0.268	--	1
1H,1H,2H,2H-Perfluorooctanesulfonic Acid (6:2FTS)	ND		ng/g	0.537	--	1
Perfluoroheptanesulfonic Acid (PFHpS)	ND		ng/g	0.537	--	1
Perfluorononanoic Acid (PFNA)	ND		ng/g	0.268	--	1
Perfluorooctanesulfonic Acid (PFOS)	ND		ng/g	0.268	--	1
Perfluorodecanoic Acid (PFDA)	ND		ng/g	0.268	--	1
1H,1H,2H,2H-Perfluorodecanesulfonic Acid (8:2FTS)	ND		ng/g	0.537	--	1
Perfluorononanesulfonic Acid (PFNS)	ND		ng/g	1.07	--	1
N-Methyl Perfluorooctanesulfonamidoacetic Acid (NMeFOSAA)	ND		ng/g	0.537	--	1
Perfluoroundecanoic Acid (PFUnA)	ND		ng/g	0.537	--	1
Perfluorodecanesulfonic Acid (PFDS)	ND		ng/g	0.537	--	1
N-Ethyl Perfluorooctanesulfonamidoacetic Acid (NEtFOSAA)	ND		ng/g	0.537	--	1
Perfluorododecanoic Acid (PFDoA)	ND		ng/g	0.537	--	1
Perfluorotridecanoic Acid (PFTrDA)	ND		ng/g	0.537	--	1
Perfluorotetradecanoic Acid (PFTA)	ND		ng/g	0.537	--	1
2,3,3,3-Tetrafluoro-2-[1,1,2,2,3,3,3-Heptafluoropropoxy]-Propanoic Acid (HFPO-DA)	ND		ng/g	10.7	--	1
4,8-Dioxa-3h-Perfluorononanoic Acid (ADONA)	ND		ng/g	1.07	--	1
Perfluorododecane Sulfonic Acid (PFDoDS)	ND		ng/g	1.07	--	1
1H,1H,2H,2H-Perfluorododecanesulfonic Acid (10:2FTS)	ND		ng/g	1.07	--	1

Project Name: TROY MILLS SUPERFUND **Lab Number:** L2252599

Project Number: 04.0190987.33 **Report Date:** 11/07/22

SAMPLE RESULTS

Lab ID: L2252599-06 Date Collected: 09/19/22 10:50

Client ID: TRY_MW-601B 3 Date Received: 09/23/22

Sample Location: TROY, NH Field Prep: Not Specified

Sample Depth:

Parameter	Result	Qualifier	Units	RL	MDL	Dilution Factor
Perfluorinated Alkyl Acids by Isotope Dilution - Mansfield Lab						
9-Chlorohexadecafluoro-3-Oxanone-1-Sulfonic Acid (9Cl-PF3ONS)	ND		ng/g	1.07	--	1
11-Chloroeicosafluoro-3-Oxaundecane-1-Sulfonic Acid (11Cl-PF3OUdS)	ND		ng/g	1.07	--	1
Perfluoro-3-Methoxypropanoic Acid (PFMPA)	ND		ng/g	1.07	--	1
Perfluoro-4-Methoxybutanoic Acid (PFMBA)	ND		ng/g	1.07	--	1
Perfluoro(2-Ethoxyethane)Sulfonic Acid (PFEESA)	ND		ng/g	1.07	--	1
Nonafluoro-3,6-Dioxaheptanoic Acid (NFDHA)	ND		ng/g	1.07	--	1

Surrogate (Extracted Internal Standard)	% Recovery	Qualifier	Acceptance Criteria
Perfluoro[13C4]Butanoic Acid (MPFBA)	**48**	Q	61-135
Perfluoro[13C5]Pentanoic Acid (M5PFPEA)	**49**	Q	58-150
Perfluoro[2,3,4-13C3]Butanesulfonic Acid (M3PFBS)	**50**	Q	74-139
1H,1H,2H,2H-Perfluoro[1,2-13C2]Hexanesulfonic Acid (M2-4:2FTS)	33		14-167
Perfluoro[1,2,3,4,6-13C5]Hexanoic Acid (M5PFHxA)	**47**	Q	66-128
Perfluoro[1,2,3,4-13C4]Heptanoic Acid (M4PFHpA)	**47**	Q	71-129
Perfluoro[1,2,3-13C3]Hexanesulfonic Acid (M3PFHxS)	**50**	Q	78-139
Perfluoro[13C8]Octanoic Acid (M8PFOA)	**46**	Q	75-130
1H,1H,2H,2H-Perfluoro[1,2-13C2]Octanesulfonic Acid (M2-6:2FTS)	33		20-154
Perfluoro[13C9]Nonanoic Acid (M9PFNA)	**46**	Q	72-140
Perfluoro[13C8]Octanesulfonic Acid (M8PFOS)	**44**	Q	79-136
Perfluoro[1,2,3,4,5,6-13C6]Decanoic Acid (M6PFDA)	**40**	Q	75-130
1H,1H,2H,2H-Perfluoro[1,2-13C2]Decanesulfonic Acid (M2-8:2FTS)	31		19-175
N-Deuteriomethylperfluoro-1-octanesulfonamidoacetic Acid (d3-NMeFOSAA)	**5**	Q	31-134
Perfluoro[1,2,3,4,5,6,7-13C7]Undecanoic Acid (M7-PFUDA)	**36**	Q	61-155
N-Deuterioethylperfluoro-1-octanesulfonamidoacetic Acid (d5-NEtFOSAA)	**6**	Q	34-137
Perfluoro[1,2-13C2]Dodecanoic Acid (MPFDOA)	**27**	Q	54-150
Perfluoro[1,2-13C2]Tetradecanoic Acid (M2PFTEDA)	**5**	Q	24-159
2,3,3,3-Tetrafluoro-2-[1,1,2,2,3,3,3-Heptafluoropropoxy]-13C3-Propanoic Acid (M3HFPO-DA)	57		10-203
Perfluoro[13C2]Hexadecanoic Acid (M2PFHxDA)	**0**	Q	10-145
1H,1H,2H,2H-Perfluorododecane Sulfonate (M2D4-10:2FTS)	**17**	Q	50-150

Project Name: TROY MILLS SUPERFUND
Project Number: 04.0190987.33
Lab Number: L2252599
Report Date: 11/07/22

SAMPLE RESULTS

Lab ID: L2252599-06
Client ID: TRY_MW-601B 3
Sample Location: TROY, NH

Date Collected: 09/19/22 10:50
Date Received: 09/23/22
Field Prep: Not Specified

Sample Depth:
Matrix: Soil
Analytical Method: 134,LCMSMS-ID
Analytical Date: 10/14/22 16:40
Analyst: JW
Percent Solids: 86%

Extraction Method: ALPHA 23528
Extraction Date: 09/27/22 13:10

Parameter	Result	Qualifier	Units	RL	MDL	Dilution Factor
Perfluorinated Alkyl Acids by Isotope Dilution - Mansfield Lab						
Perfluorooctanesulfonamide (FOSA)	ND		ng/g	0.537	--	1
N-Methyl Perfluorooctane Sulfonamide (NMeFOSA)	ND		ng/g	1.07	--	1
N-Ethyl Perfluorooctane Sulfonamide (NEtFOSA)	ND		ng/g	1.07	--	1
N-Methyl Perfluorooctanesulfonamido Ethanol (NMeFOSE)	ND		ng/g	2.15	--	1
N-Ethyl Perfluorooctanesulfonamido Ethanol (NEtFOSE)	ND		ng/g	2.15	--	1

Surrogate (Extracted Internal Standard)	% Recovery	Qualifier	Acceptance Criteria
Perfluoro[13C8]Octanesulfonamide (M8FOSA)	72		5-117
N-Methyl-d3-Perfluoro-1-Octanesulfonamide (d3-NMeFOSA)	81		10-146
N-Ethyl-d5-Perfluoro-1-Octanesulfonamide (d5-NEtFOSA)	81		10-145
2-(N-Methyl-d3-Perfluoro-1-Octanesulfonamido)ethan-d4-ol (d7-NMeFOSE)	67		10-146
2-(N-Ethyl-d5-Perfluoro-1-Octanesulfonamido)ethan-d4-ol (d9-NEtFOSE)	66		10-129

Project Name: TROY MILLS SUPERFUND **Lab Number:** L2252599

Project Number: 04.0190987.33 **Report Date:** 11/07/22

SAMPLE RESULTS

Lab ID: L2252599-06 RE
Client ID: TRY_MW-601B 3
Sample Location: TROY, NH

Date Collected: 09/19/22 10:50
Date Received: 09/23/22
Field Prep: Not Specified

Sample Depth:
Matrix: Soil
Analytical Method: 134,LCMSMS-ID
Analytical Date: 10/29/22 18:05
Analyst: SG
Percent Solids: 86%

Extraction Method: ALPHA 23528
Extraction Date: 10/16/22 14:50

Parameter	Result	Qualifier	Units	RL	MDL	Dilution Factor
Perfluorinated Alkyl Acids by Isotope Dilution - Mansfield Lab						
Perfluorohexadecanoic Acid (PFHxDA)	ND		ng/g	7.39	--	1
Perfluorooctadecanoic Acid (PFODA)	ND		ng/g	7.39	--	1
Perfluorododecane Sulfonic Acid (PFDoDS)	ND		ng/g	2.96	--	1

Surrogate (Extracted Internal Standard)	% Recovery	Qualifier	Acceptance Criteria
Perfluoro[13C8]Octanesulfonic Acid (M8PFOS)	99		79-136
Perfluoro[13C2]Hexadecanoic Acid (M2PFHxDA)	84		10-145

Project Name: TROY MILLS SUPERFUND **Lab Number:** L2252599

Project Number: 04.0190987.33 **Report Date:** 11/07/22

SAMPLE RESULTS

Lab ID: L2252599-07
Client ID: DRILL WATER
Sample Location: TROY, NH

Date Collected: 09/21/22 14:20
Date Received: 09/23/22
Field Prep: Not Specified

Sample Depth:
Matrix: Water
Analytical Method: 134,LCMSMS-ID
Analytical Date: 10/14/22 11:42
Analyst: SG

Extraction Method: ALPHA 23528
Extraction Date: 09/29/22 06:00

Parameter	Result	Qualifier	Units	RL	MDL	Dilution Factor
Perfluorinated Alkyl Acids by Isotope Dilution - Mansfield Lab						
Perfluorobutanoic Acid (PFBA)	ND		ng/l	1.92	--	1
Perfluoropentanoic Acid (PFPeA)	ND		ng/l	1.92	--	1
Perfluorobutanesulfonic Acid (PFBS)	ND		ng/l	1.92	--	1
1H,1H,2H,2H-Perfluorohexanesulfonic Acid (4:2FTS)	ND		ng/l	1.92	--	1
Perfluorohexanoic Acid (PFHxA)	ND		ng/l	1.92	--	1
Perfluoropentanesulfonic Acid (PFPeS)	ND		ng/l	1.92	--	1
Perfluoroheptanoic Acid (PFHpA)	ND		ng/l	1.92	--	1
Perfluorohexanesulfonic Acid (PFHxS)	ND		ng/l	1.92	--	1
Perfluorooctanoic Acid (PFOA)	ND		ng/l	1.92	--	1
1H,1H,2H,2H-Perfluorooctanesulfonic Acid (6:2FTS)	ND		ng/l	1.92	--	1
Perfluoroheptanesulfonic Acid (PFHpS)	ND		ng/l	1.92	--	1
Perfluorononanoic Acid (PFNA)	ND		ng/l	1.92	--	1
Perfluorooctanesulfonic Acid (PFOS)	ND		ng/l	1.92	--	1
Perfluorodecanoic Acid (PFDA)	ND		ng/l	1.92	--	1
1H,1H,2H,2H-Perfluorodecanesulfonic Acid (8:2FTS)	ND		ng/l	1.92	--	1
Perfluorononanesulfonic Acid (PFNS)	ND		ng/l	1.92	--	1
N-Methyl Perfluorooctanesulfonamidoacetic Acid (NMeFOSAA)	ND		ng/l	1.92	--	1
Perfluoroundecanoic Acid (PFUnA)	ND		ng/l	1.92	--	1
Perfluorodecanesulfonic Acid (PFDS)	ND		ng/l	1.92	--	1
Perfluorooctanesulfonamide (FOSA)	ND		ng/l	1.92	--	1
N-Ethyl Perfluorooctanesulfonamidoacetic Acid (NEtFOSAA)	ND		ng/l	1.92	--	1
Perfluorododecanoic Acid (PFDoA)	ND		ng/l	1.92	--	1
Perfluorotridecanoic Acid (PFTrDA)	ND		ng/l	1.92	--	1
Perfluorotetradecanoic Acid (PFTA)	ND		ng/l	1.92	--	1
2,3,3,3-Tetrafluoro-2-[1,1,2,2,3,3,3-Heptafluoropropoxy]-Propanoic Acid (HFPO-DA)	ND		ng/l	48.1	--	1
4,8-Dioxa-3h-Perfluorononanoic Acid (ADONA)	ND		ng/l	1.92	--	1
Perfluorohexadecanoic Acid (PFHxDA)	ND		ng/l	3.84	--	1

Project Name: TROY MILLS SUPERFUND **Lab Number:** L2252599

Project Number: 04.0190987.33 **Report Date:** 11/07/22

SAMPLE RESULTS

Lab ID: L2252599-07 Date Collected: 09/21/22 14:20

Client ID: DRILL WATER Date Received: 09/23/22

Sample Location: TROY, NH Field Prep: Not Specified

Sample Depth:

Parameter	Result	Qualifier	Units	RL	MDL	Dilution Factor
Perfluorinated Alkyl Acids by Isotope Dilution - Mansfield Lab						
Perfluorooctadecanoic Acid (PFODA)	ND		ng/l	3.84	--	1
Perfluorododecane Sulfonic Acid (PFDoDS)	ND		ng/l	1.92	--	1
1H,1H,2H,2H-Perfluorododecanesulfonic Acid (10:2FTS)	ND		ng/l	4.81	--	1
9-Chlorohexadecafluoro-3-Oxanone-1-Sulfonic Acid (9Cl-PF3ONS)	ND		ng/l	1.92	--	1
11-Chloroeicosafluoro-3-Oxaundecane-1-Sulfonic Acid (11Cl-PF3OUdS)	ND		ng/l	1.92	--	1
Perfluoro-3-Methoxypropanoic Acid (PFMPA)	ND		ng/l	1.92	--	1
Perfluoro-4-Methoxybutanoic Acid (PFMBA)	ND		ng/l	1.92	--	1
Perfluoro(2-Ethoxyethane)Sulfonic Acid (PFEESA)	ND		ng/l	1.92	--	1
Nonafluoro-3,6-Dioxaheptanoic Acid (NFDHA)	ND		ng/l	1.92	--	1

Surrogate (Extracted Internal Standard)	% Recovery	Qualifier	Acceptance Criteria
Perfluoro[13C4]Butanoic Acid (MPFBA)	87		58-132
Perfluoro[13C5]Pentanoic Acid (M5PFPEA)	90		62-163
Perfluoro[2,3,4-13C3]Butanesulfonic Acid (M3PFBS)	96		70-131
1H,1H,2H,2H-Perfluoro[1,2-13C2]Hexanesulfonic Acid (M2-4:2FTS)	**160**	Q	12-142
Perfluoro[1,2,3,4,6-13C5]Hexanoic Acid (M5PFHxA)	86		57-129
Perfluoro[1,2,3,4-13C4]Heptanoic Acid (M4PFHpA)	88		60-129
Perfluoro[1,2,3-13C3]Hexanesulfonic Acid (M3PFHxS)	102		71-134
Perfluoro[13C8]Octanoic Acid (M8PFOA)	91		62-129
1H,1H,2H,2H-Perfluoro[1,2-13C2]Octanesulfonic Acid (M2-6:2FTS)	105		14-147
Perfluoro[13C9]Nonanoic Acid (M9PFNA)	95		59-139
Perfluoro[13C8]Octanesulfonic Acid (M8PFOS)	99		69-131
Perfluoro[1,2,3,4,5,6-13C6]Decanoic Acid (M6PFDA)	90		62-124
1H,1H,2H,2H-Perfluoro[1,2-13C2]Decanesulfonic Acid (M2-8:2FTS)	101		10-162
N-Deuteriomethylperfluoro-1-octanesulfonamidoacetic Acid (d3-NMeFOSAA)	68		24-116
Perfluoro[1,2,3,4,5,6,7-13C7]Undecanoic Acid (M7-PFUDA)	83		55-137
Perfluoro[13C8]Octanesulfonamide (M8FOSA)	21		5-112
N-Deuterioethylperfluoro-1-octanesulfonamidoacetic Acid (d5-NEtFOSAA)	74		27-126
Perfluoro[1,2-13C2]Dodecanoic Acid (MPFDOA)	78		48-131
Perfluoro[1,2-13C2]Tetradecanoic Acid (M2PFTEDA)	89		22-136
2,3,3,3-Tetrafluoro-2-[1,1,2,2,3,3,3-Heptafluoropropoxy]-13C3-Propanoic Acid (M3HFPO-DA)	81		10-165
Perfluoro[13C2]Hexadecanoic Acid (M2PFHxDA)	61		10-206
1H,1H,2H,2H-Perfluorododecane Sulfonate (M2D4-10:2FTS)	98		50-150

Project Name: TROY MILLS SUPERFUND **Lab Number:** L2252599

Project Number: 04.0190987.33 **Report Date:** 11/07/22

SAMPLE RESULTS

Lab ID: L2252599-07 RE
Client ID: DRILL WATER
Sample Location: TROY, NH

Date Collected: 09/21/22 14:20
Date Received: 09/23/22
Field Prep: Not Specified

Sample Depth:
Matrix: Water
Analytical Method: 134,LCMSMS-ID
Analytical Date: 10/17/22 17:28
Analyst: LV

Extraction Method: ALPHA 23528
Extraction Date: 10/15/22 08:30

Parameter	Result	Qualifier	Units	RL	MDL	Dilution Factor
Perfluorinated Alkyl Acids by Isotope Dilution - Mansfield Lab						
Perfluorooctanesulfonamide (FOSA)	ND		ng/l	1.90	--	1
N-Methyl Perfluorooctane Sulfonamide (NMeFOSA)	ND		ng/l	19.0	--	1
N-Ethyl Perfluorooctane Sulfonamide (NEtFOSA)	ND		ng/l	19.0	--	1
N-Methyl Perfluorooctanesulfonamido Ethanol (NMeFOSE)	ND		ng/l	47.5	--	1
N-Ethyl Perfluorooctanesulfonamido Ethanol (NEtFOSE)	ND		ng/l	47.5	--	1

Surrogate (Extracted Internal Standard)	% Recovery	Qualifier	Acceptance Criteria
Perfluoro[13C8]Octanesulfonamide (M8FOSA)	69		5-112
N-Methyl-d3-Perfluoro-1-Octanesulfonamide (d3-NMeFOSA)	74		10-161
N-Ethyl-d5-Perfluoro-1-Octanesulfonamide (d5-NEtFOSA)	77		10-160
2-(N-Methyl-d3-Perfluoro-1-Octanesulfonamido)ethan-d4-ol (d7-NMeFOSE)	65		10-189
2-(N-Ethyl-d5-Perfluoro-1-Octanesulfonamido)ethan-d4-ol (d9-NEtFOSE)	56		10-187

Project Name: TROY MILLS SUPERFUND **Lab Number:** L2252599

Project Number: 04.0190987.33 **Report Date:** 11/07/22

Method Blank Analysis
Batch Quality Control

Analytical Method: 134,LCMSMS-ID
Analytical Date: 10/14/22 13:05
Analyst: SG

Extraction Method: ALPHA 23528
Extraction Date: 09/27/22 13:10

Parameter	Result	Qualifier	Units	RL	MDL
Perfluorinated Alkyl Acids by Isotope Dilution - Mansfield Lab for sample(s): 04-06 Batch: WG1692555-1					
Perfluorobutanoic Acid (PFBA)	ND		ng/g	0.500	--
Perfluoropentanoic Acid (PFPeA)	ND		ng/g	0.500	--
Perfluorobutanesulfonic Acid (PFBS)	ND		ng/g	0.250	--
1H,1H,2H,2H-Perfluorohexanesulfonic Acid (4:2FTS)	ND		ng/g	1.00	--
Perfluorohexanoic Acid (PFHxA)	ND		ng/g	0.500	--
Perfluoropentanesulfonic Acid (PFPeS)	ND		ng/g	1.00	--
Perfluoroheptanoic Acid (PFHpA)	ND		ng/g	0.250	--
Perfluorohexanesulfonic Acid (PFHxS)	ND		ng/g	0.250	--
Perfluorooctanoic Acid (PFOA)	ND		ng/g	0.250	--
1H,1H,2H,2H-Perfluorooctanesulfonic Acid (6:2FTS)	ND		ng/g	0.500	--
Perfluoroheptanesulfonic Acid (PFHpS)	ND		ng/g	0.500	--
Perfluorononanoic Acid (PFNA)	ND		ng/g	0.250	--
Perfluorooctanesulfonic Acid (PFOS)	ND		ng/g	0.250	--
Perfluorodecanoic Acid (PFDA)	ND		ng/g	0.250	--
1H,1H,2H,2H-Perfluorodecanesulfonic Acid (8:2FTS)	ND		ng/g	0.500	--
Perfluorononanesulfonic Acid (PFNS)	ND		ng/g	1.00	--
N-Methyl Perfluorooctanesulfonamidoacetic Acid (NMeFOSAA)	ND		ng/g	0.500	--
Perfluoroundecanoic Acid (PFUnA)	ND		ng/g	0.500	--
Perfluorodecanesulfonic Acid (PFDS)	ND		ng/g	0.500	--
Perfluorooctanesulfonamide (FOSA)	ND		ng/g	0.500	--
N-Ethyl Perfluorooctanesulfonamidoacetic Acid (NEtFOSAA)	ND		ng/g	0.500	--
Perfluorododecanoic Acid (PFDoA)	ND		ng/g	0.500	--
Perfluorotridecanoic Acid (PFTrDA)	ND		ng/g	0.500	--
Perfluorotetradecanoic Acid (PFTA)	ND		ng/g	0.500	--
2,3,3,3-Tetrafluoro-2-[1,1,2,2,3,3,3-Heptafluoropropoxy]-Propanoic Acid (HFPO-DA)	ND		ng/g	10.0	--
4,8-Dioxa-3h-Perfluorononanoic Acid (ADONA)	ND		ng/g	1.00	--

Project Name: TROY MILLS SUPERFUND
Project Number: 04.0190987.33

Lab Number: L2252599
Report Date: 11/07/22

Method Blank Analysis
Batch Quality Control

Analytical Method: 134,LCMSMS-ID
Analytical Date: 10/14/22 13:05
Analyst: SG

Extraction Method: ALPHA 23528
Extraction Date: 09/27/22 13:10

Parameter	Result	Qualifier	Units	RL	MDL
Perfluorinated Alkyl Acids by Isotope Dilution - Mansfield Lab for sample(s): 04-06 Batch: WG1692555-1					
Perfluorohexadecanoic Acid (PFHxDA)	ND		ng/g	2.50	--
Perfluorooctadecanoic Acid (PFODA)	ND		ng/g	2.50	--
Perfluorododecane Sulfonic Acid (PFDoDS)	ND		ng/g	1.00	--
1H,1H,2H,2H-Perfluorododecanesulfonic Acid (10:2FTS)	ND		ng/g	1.00	--
9-Chlorohexadecafluoro-3-Oxanone-1-Sulfonic Acid (9Cl-PF3ONS)	ND		ng/g	1.00	--
11-Chloroeicosafluoro-3-Oxaundecane-1-Sulfonic Acid (11Cl-PF3OUdS)	ND		ng/g	1.00	--
Perfluoro-3-Methoxypropanoic Acid (PFMPA)	ND		ng/g	1.00	--
Perfluoro-4-Methoxybutanoic Acid (PFMBA)	ND		ng/g	1.00	--
Perfluoro(2-Ethoxyethane)Sulfonic Acid (PFEESA)	ND		ng/g	1.00	--
Nonafluoro-3,6-Dioxaheptanoic Acid (NFDHA)	ND		ng/g	1.00	--

Project Name: TROY MILLS SUPERFUND **Lab Number:** L2252599

Project Number: 04.0190987.33 **Report Date:** 11/07/22

Method Blank Analysis
Batch Quality Control

Analytical Method: 134,LCMSMS-ID
Analytical Date: 10/14/22 13:05
Analyst: SG

Extraction Method: ALPHA 23528
Extraction Date: 09/27/22 13:10

Parameter	Result	Qualifier	Units	RL	MDL
Perfluorinated Alkyl Acids by Isotope Dilution - Mansfield Lab for sample(s): 04-06 Batch: WG1692555-1					

Surrogate (Extracted Internal Standard)	%Recovery	Qualifier	Acceptance Criteria
Perfluoro[13C4]Butanoic Acid (MPFBA)	77		61-135
Perfluoro[13C5]Pentanoic Acid (M5PFPEA)	80		58-150
Perfluoro[2,3,4-13C3]Butanesulfonic Acid (M3PFBS)	77		74-139
1H,1H,2H,2H-Perfluoro[1,2-13C2]Hexanesulfonic Acid (M2-4:2FTS)	56		14-167
Perfluoro[1,2,3,4,6-13C5]Hexanoic Acid (M5PFHxA)	74		66-128
Perfluoro[1,2,3,4-13C4]Heptanoic Acid (M4PFHpA)	74		71-129
Perfluoro[1,2,3-13C3]Hexanesulfonic Acid (M3PFHxS)	**77**	Q	78-139
Perfluoro[13C8]Octanoic Acid (M8PFOA)	76		75-130
1H,1H,2H,2H-Perfluoro[1,2-13C2]Octanesulfonic Acid (M2-6:2FTS)	58		20-154
Perfluoro[13C9]Nonanoic Acid (M9PFNA)	77		72-140
Perfluoro[13C8]Octanesulfonic Acid (M8PFOS)	**73**	Q	79-136
Perfluoro[1,2,3,4,5,6-13C6]Decanoic Acid (M6PFDA)	**72**	Q	75-130
1H,1H,2H,2H-Perfluoro[1,2-13C2]Decanesulfonic Acid (M2-8:2FTS)	66		19-175
N-Deuteriomethylperfluoro-1-octanesulfonamidoacetic Acid (d3-NMeFOSAA)	36		31-134
Perfluoro[1,2,3,4,5,6,7-13C7]Undecanoic Acid (M7-PFUDA)	72		61-155
Perfluoro[13C8]Octanesulfonamide (M8FOSA)	58		5-117
N-Deuterioethylperfluoro-1-octanesulfonamidoacetic Acid (d5-NEtFOSAA)	38		34-137
Perfluoro[1,2-13C2]Dodecanoic Acid (MPFDOA)	56		54-150
Perfluoro[1,2-13C2]Tetradecanoic Acid (M2PFTEDA)	**15**	Q	24-159
2,3,3,3-Tetrafluoro-2-[1,1,2,2,3,3,3-Heptafluoropropoxy]-13C3-Propanoic Acid (M3HFPO-DA)	82		10-203
Perfluoro[13C2]Hexadecanoic Acid (M2PFHxDA)	**1**	Q	10-145
1H,1H,2H,2H-Perfluorododecane Sulfonate (M2D4-10:2FTS)	**32**	Q	50-150

Project Name: TROY MILLS SUPERFUND
Project Number: 04.0190987.33

Lab Number: L2252599
Report Date: 11/07/22

Method Blank Analysis
Batch Quality Control

Analytical Method: 134,LCMSMS-ID
Analytical Date: 10/14/22 16:03
Analyst: JW

Extraction Method: ALPHA 23528
Extraction Date: 09/27/22 13:10

Parameter	Result	Qualifier	Units	RL	MDL
Perfluorinated Alkyl Acids by Isotope Dilution - Mansfield Lab for sample(s): 04-06 Batch: WG1692555-1					
Perfluorooctanesulfonamide (FOSA)	ND		ng/g	0.500	--
N-Methyl Perfluorooctane Sulfonamide (NMeFOSA)	ND		ng/g	1.00	--
N-Ethyl Perfluorooctane Sulfonamide (NEtFOSA)	ND		ng/g	1.00	--
N-Methyl Perfluorooctanesulfonamido Ethanol (NMeFOSE)	ND		ng/g	2.00	--
N-Ethyl Perfluorooctanesulfonamido Ethanol (NEtFOSE)	ND		ng/g	2.00	--

Surrogate (Extracted Internal Standard)	%Recovery	Qualifier	Acceptance Criteria
Perfluoro[13C8]Octanesulfonamide (M8FOSA)	67		5-117
N-Methyl-d3-Perfluoro-1-Octanesulfonamide (d3-NMeFOSA)	76		10-146
N-Ethyl-d5-Perfluoro-1-Octanesulfonamide (d5-NEtFOSA)	74		10-145
2-(N-Methyl-d3-Perfluoro-1-Octanesulfonamido)ethan-d4-ol (d7-NMeFOSE)	62		10-146
2-(N-Ethyl-d5-Perfluoro-1-Octanesulfonamido)ethan-d4-ol (d9-NEtFOSE)	60		10-129

Project Name: TROY MILLS SUPERFUND **Lab Number:** L2252599

Project Number: 04.0190987.33 **Report Date:** 11/07/22

Method Blank Analysis
Batch Quality Control

Analytical Method: 134,LCMSMS-ID
Analytical Date: 10/04/22 01:17
Analyst: SG

Extraction Method: ALPHA 23528
Extraction Date: 09/29/22 06:00

Parameter	Result	Qualifier	Units	RL	MDL
Perfluorinated Alkyl Acids by Isotope Dilution - Mansfield Lab for sample(s): 01-03,07 Batch: WG1693319-1					
Perfluorobutanoic Acid (PFBA)	ND		ng/l	2.00	--
Perfluoropentanoic Acid (PFPeA)	ND		ng/l	2.00	--
Perfluorobutanesulfonic Acid (PFBS)	ND		ng/l	2.00	--
1H,1H,2H,2H-Perfluorohexanesulfonic Acid (4:2FTS)	ND		ng/l	2.00	--
Perfluorohexanoic Acid (PFHxA)	ND		ng/l	2.00	--
Perfluoropentanesulfonic Acid (PFPeS)	ND		ng/l	2.00	--
Perfluoroheptanoic Acid (PFHpA)	ND		ng/l	2.00	--
Perfluorohexanesulfonic Acid (PFHxS)	ND		ng/l	2.00	--
Perfluorooctanoic Acid (PFOA)	ND		ng/l	2.00	--
1H,1H,2H,2H-Perfluorooctanesulfonic Acid (6:2FTS)	ND		ng/l	2.00	--
Perfluoroheptanesulfonic Acid (PFHpS)	ND		ng/l	2.00	--
Perfluorononanoic Acid (PFNA)	ND		ng/l	2.00	--
Perfluorooctanesulfonic Acid (PFOS)	ND		ng/l	2.00	--
Perfluorodecanoic Acid (PFDA)	ND		ng/l	2.00	--
1H,1H,2H,2H-Perfluorodecanesulfonic Acid (8:2FTS)	ND		ng/l	2.00	--
Perfluorononanesulfonic Acid (PFNS)	ND		ng/l	2.00	--
N-Methyl Perfluorooctanesulfonamidoacetic Acid (NMeFOSAA)	ND		ng/l	2.00	--
Perfluoroundecanoic Acid (PFUnA)	ND		ng/l	2.00	--
Perfluorodecanesulfonic Acid (PFDS)	ND		ng/l	2.00	--
Perfluorooctanesulfonamide (FOSA)	ND		ng/l	2.00	--
N-Ethyl Perfluorooctanesulfonamidoacetic Acid (NEtFOSAA)	ND		ng/l	2.00	--
Perfluorododecanoic Acid (PFDoA)	ND		ng/l	2.00	--
Perfluorotridecanoic Acid (PFTrDA)	ND		ng/l	2.00	--
Perfluorotetradecanoic Acid (PFTA)	ND		ng/l	2.00	--
2,3,3,3-Tetrafluoro-2-[1,1,2,2,3,3,3-Heptafluoropropoxy]-Propanoic Acid (HFPO-DA)	ND		ng/l	50.0	--
4,8-Dioxa-3h-Perfluorononanoic Acid (ADONA)	ND		ng/l	2.00	--

Project Name: TROY MILLS SUPERFUND **Lab Number:** L2252599

Project Number: 04.0190987.33 **Report Date:** 11/07/22

Method Blank Analysis
Batch Quality Control

Analytical Method: 134,LCMSMS-ID
Analytical Date: 10/04/22 01:17
Analyst: SG

Extraction Method: ALPHA 23528
Extraction Date: 09/29/22 06:00

Parameter	Result	Qualifier	Units	RL	MDL
Perfluorinated Alkyl Acids by Isotope Dilution - Mansfield Lab for sample(s): 01-03,07 Batch: WG1693319-1					
Perfluorohexadecanoic Acid (PFHxDA)	ND		ng/l	4.00	--
Perfluorooctadecanoic Acid (PFODA)	ND		ng/l	4.00	--
1H,1H,2H,2H-Perfluorododecanesulfonic Acid (10:2FTS)	ND		ng/l	5.00	--
9-Chlorohexadecafluoro-3-Oxanone-1-Sulfonic Acid (9Cl-PF3ONS)	ND		ng/l	2.00	--
11-Chloroeicosafluoro-3-Oxaundecane-1-Sulfonic Acid (11Cl-PF3OUdS)	ND		ng/l	2.00	--
Perfluoro-3-Methoxypropanoic Acid (PFMPA)	ND		ng/l	2.00	--
Perfluoro-4-Methoxybutanoic Acid (PFMBA)	ND		ng/l	2.00	--
Perfluoro(2-Ethoxyethane)Sulfonic Acid (PFEESA)	ND		ng/l	2.00	--

Project Name: TROY MILLS SUPERFUND **Lab Number:** L2252599

Project Number: 04.0190987.33 **Report Date:** 11/07/22

Method Blank Analysis
Batch Quality Control

Analytical Method: 134,LCMSMS-ID
Analytical Date: 10/04/22 01:17
Analyst: SG

Extraction Method: ALPHA 23528
Extraction Date: 09/29/22 06:00

Parameter	Result	Qualifier	Units	RL	MDL
Perfluorinated Alkyl Acids by Isotope Dilution - Mansfield Lab for sample(s): 01-03,07 Batch: WG1693319-1					

Surrogate (Extracted Internal Standard)	%Recovery	Qualifier	Acceptance Criteria
Perfluoro[13C4]Butanoic Acid (MPFBA)	95		58-132
Perfluoro[13C5]Pentanoic Acid (M5PFPEA)	106		62-163
Perfluoro[2,3,4-13C3]Butanesulfonic Acid (M3PFBS)	105		70-131
1H,1H,2H,2H-Perfluoro[1,2-13C2]Hexanesulfonic Acid (M2-4:2FTS)	64		12-142
Perfluoro[1,2,3,4,6-13C5]Hexanoic Acid (M5PFHxA)	90		57-129
Perfluoro[1,2,3,4-13C4]Heptanoic Acid (M4PFHpA)	90		60-129
Perfluoro[1,2,3-13C3]Hexanesulfonic Acid (M3PFHxS)	96		71-134
Perfluoro[13C8]Octanoic Acid (M8PFOA)	114		62-129
1H,1H,2H,2H-Perfluoro[1,2-13C2]Octanesulfonic Acid (M2-6:2FTS)	73		14-147
Perfluoro[13C9]Nonanoic Acid (M9PFNA)	110		59-139
Perfluoro[13C8]Octanesulfonic Acid (M8PFOS)	117		69-131
Perfluoro[1,2,3,4,5,6-13C6]Decanoic Acid (M6PFDA)	108		62-124
1H,1H,2H,2H-Perfluoro[1,2-13C2]Decanesulfonic Acid (M2-8:2FTS)	97		10-162
N-Deuteriomethylperfluoro-1-octanesulfonamidoacetic Acid (d3-NMeFOSAA)	71		24-116
Perfluoro[1,2,3,4,5,6,7-13C7]Undecanoic Acid (M7-PFUDA)	90		55-137
Perfluoro[13C8]Octanesulfonamide (M8FOSA)	40		5-112
N-Deuterioethylperfluoro-1-octanesulfonamidoacetic Acid (d5-NEtFOSAA)	60		27-126
Perfluoro[1,2-13C2]Dodecanoic Acid (MPFDOA)	84		48-131
Perfluoro[1,2-13C2]Tetradecanoic Acid (M2PFTEDA)	64		22-136
2,3,3,3-Tetrafluoro-2-[1,1,2,2,3,3,3-Heptafluoropropoxy]-13C3-Propanoic Acid (M3HFPO-DA)	106		10-165
Perfluoro[13C2]Hexadecanoic Acid (M2PFHxDA)	75		10-206
1H,1H,2H,2H-Perfluorododecane Sulfonate (M2D4-10:2FTS)	101		50-150

Project Name: TROY MILLS SUPERFUND
Project Number: 04.0190987.33
Lab Number: L2252599
Report Date: 11/07/22

Method Blank Analysis
Batch Quality Control

Analytical Method: 134,LCMSMS-ID
Analytical Date: 10/14/22 11:09
Analyst: SG

Extraction Method: ALPHA 23528
Extraction Date: 09/29/22 06:00

Parameter	Result	Qualifier	Units	RL	MDL
Perfluorinated Alkyl Acids by Isotope Dilution - Mansfield Lab for sample(s): 01-03,07 Batch: WG1693319-1 R					
Perfluorododecane Sulfonic Acid (PFDoDS)	ND		ng/l	2.00	--
Nonafluoro-3,6-Dioxaheptanoic Acid (NFDHA)	ND		ng/l	2.00	--

Surrogate (Extracted Internal Standard)	%Recovery	Qualifier	Acceptance Criteria
Perfluoro[1,2,3,4,6-13C5]Hexanoic Acid (M5PFHxA)	104		57-129
Perfluoro[13C8]Octanesulfonic Acid (M8PFOS)	104		69-131

Project Name: TROY MILLS SUPERFUND **Lab Number:** L2252599

Project Number: 04.0190987.33 **Report Date:** 11/07/22

Method Blank Analysis
Batch Quality Control

Analytical Method: 134,LCMSMS-ID
Analytical Date: 10/17/22 16:58
Analyst: LV

Extraction Method: ALPHA 23528
Extraction Date: 10/15/22 08:30

Parameter	Result	Qualifier	Units	RL	MDL
Perfluorinated Alkyl Acids by Isotope Dilution - Mansfield Lab for sample(s): 02-03,07 Batch: WG1699742-1					
Perfluorooctanesulfonamide (FOSA)	ND		ng/l	2.00	--
N-Methyl Perfluorooctane Sulfonamide (NMeFOSA)	ND		ng/l	20.0	--
N-Ethyl Perfluorooctane Sulfonamide (NEtFOSA)	ND		ng/l	20.0	--
N-Methyl Perfluorooctanesulfonamido Ethanol (NMeFOSE)	ND		ng/l	50.0	--
N-Ethyl Perfluorooctanesulfonamido Ethanol (NEtFOSE)	ND		ng/l	50.0	--

Surrogate (Extracted Internal Standard)	%Recovery	Qualifier	Acceptance Criteria
Perfluoro[13C8]Octanesulfonamide (M8FOSA)	68		5-112
N-Methyl-d3-Perfluoro-1-Octanesulfonamide (d3-NMeFOSA)	69		10-161
N-Ethyl-d5-Perfluoro-1-Octanesulfonamide (d5-NEtFOSA)	68		10-160
2-(N-Methyl-d3-Perfluoro-1-Octanesulfonamido)ethan-d4-ol (d7-NMeFOSE)	68		10-189
2-(N-Ethyl-d5-Perfluoro-1-Octanesulfonamido)ethan-d4-ol (d9-NEtFOSE)	67		10-187

Project Name: TROY MILLS SUPERFUND **Lab Number:** L2252599

Project Number: 04.0190987.33 **Report Date:** 11/07/22

Method Blank Analysis
Batch Quality Control

Analytical Method: 134,LCMSMS-ID
Analytical Date: 10/28/22 16:11
Analyst: RS

Extraction Method: ALPHA 23528
Extraction Date: 10/15/22 08:30

Parameter	Result	Qualifier	Units	RL	MDL
Perfluorinated Alkyl Acids by Isotope Dilution - Mansfield Lab for sample(s): 02-03,07 Batch: WG1699742-1					
Perfluorobutanoic Acid (PFBA)	ND		ng/l	2.00	--
Perfluoropentanoic Acid (PFPeA)	ND		ng/l	2.00	--
Perfluorobutanesulfonic Acid (PFBS)	ND		ng/l	2.00	--
1H,1H,2H,2H-Perfluorohexanesulfonic Acid (4:2FTS)	ND		ng/l	2.00	--
Perfluorohexanoic Acid (PFHxA)	ND		ng/l	2.00	--
Perfluoropentanesulfonic Acid (PFPeS)	ND		ng/l	2.00	--
Perfluoroheptanoic Acid (PFHpA)	ND		ng/l	2.00	--
Perfluorohexanesulfonic Acid (PFHxS)	ND		ng/l	2.00	--
Perfluorooctanoic Acid (PFOA)	ND		ng/l	2.00	--
1H,1H,2H,2H-Perfluorooctanesulfonic Acid (6:2FTS)	ND		ng/l	2.00	--
Perfluoroheptanesulfonic Acid (PFHpS)	ND		ng/l	2.00	--
Perfluorononanoic Acid (PFNA)	ND		ng/l	2.00	--
Perfluorooctanesulfonic Acid (PFOS)	ND		ng/l	2.00	--
Perfluorodecanoic Acid (PFDA)	ND		ng/l	2.00	--
1H,1H,2H,2H-Perfluorodecanesulfonic Acid (8:2FTS)	ND		ng/l	2.00	--
Perfluorononanesulfonic Acid (PFNS)	ND		ng/l	2.00	--
N-Methyl Perfluorooctanesulfonamidoacetic Acid (NMeFOSAA)	ND		ng/l	2.00	--
Perfluoroundecanoic Acid (PFUnA)	ND		ng/l	2.00	--
Perfluorodecanesulfonic Acid (PFDS)	ND		ng/l	2.00	--
Perfluorooctanesulfonamide (FOSA)	ND		ng/l	2.00	--
N-Ethyl Perfluorooctanesulfonamidoacetic Acid (NEtFOSAA)	ND		ng/l	2.00	--
Perfluorododecanoic Acid (PFDoA)	ND		ng/l	2.00	--
Perfluorotridecanoic Acid (PFTrDA)	ND		ng/l	2.00	--
Perfluorotetradecanoic Acid (PFTA)	ND		ng/l	2.00	--
2,3,3,3-Tetrafluoro-2-[1,1,2,2,3,3,3-Heptafluoropropoxy]-Propanoic Acid (HFPO-DA)	ND		ng/l	50.0	--
4,8-Dioxa-3h-Perfluorononanoic Acid (ADONA)	ND		ng/l	2.00	--

Project Name: TROY MILLS SUPERFUND
Project Number: 04.0190987.33

Lab Number: L2252599
Report Date: 11/07/22

Method Blank Analysis
Batch Quality Control

Analytical Method: 134,LCMSMS-ID
Analytical Date: 10/28/22 16:11
Analyst: RS

Extraction Method: ALPHA 23528
Extraction Date: 10/15/22 08:30

Parameter	Result	Qualifier	Units	RL	MDL
Perfluorinated Alkyl Acids by Isotope Dilution - Mansfield Lab for sample(s): 02-03,07 Batch: WG1699742-1					
Perfluorohexadecanoic Acid (PFHxDA)	ND		ng/l	4.00	--
Perfluorooctadecanoic Acid (PFODA)	ND		ng/l	4.00	--
Perfluorododecane Sulfonic Acid (PFDoDS)	ND		ng/l	2.00	--
1H,1H,2H,2H-Perfluorododecanesulfonic Acid (10:2FTS)	ND		ng/l	5.00	--
9-Chlorohexadecafluoro-3-Oxanone-1-Sulfonic Acid (9Cl-PF3ONS)	ND		ng/l	2.00	--
11-Chloroeicosafluoro-3-Oxaundecane-1-Sulfonic Acid (11Cl-PF3OUdS)	ND		ng/l	2.00	--
Perfluoro-3-Methoxypropanoic Acid (PFMPA)	ND		ng/l	2.00	--
Perfluoro-4-Methoxybutanoic Acid (PFMBA)	ND		ng/l	2.00	--
Perfluoro(2-Ethoxyethane)Sulfonic Acid (PFEESA)	ND		ng/l	2.00	--
Nonafluoro-3,6-Dioxaheptanoic Acid (NFDHA)	ND		ng/l	2.00	--

Project Name: TROY MILLS SUPERFUND **Lab Number:** L2252599

Project Number: 04.0190987.33 **Report Date:** 11/07/22

Method Blank Analysis
Batch Quality Control

Analytical Method: 134,LCMSMS-ID
Analytical Date: 10/28/22 16:11
Analyst: RS

Extraction Method: ALPHA 23528
Extraction Date: 10/15/22 08:30

Parameter	Result	Qualifier	Units	RL	MDL
Perfluorinated Alkyl Acids by Isotope Dilution - Mansfield Lab for sample(s): 02-03,07 Batch: WG1699742-1					

Surrogate (Extracted Internal Standard)	%Recovery	Qualifier	Acceptance Criteria
Perfluoro[13C4]Butanoic Acid (MPFBA)	106		58-132
Perfluoro[13C5]Pentanoic Acid (M5PFPEA)	117		62-163
Perfluoro[2,3,4-13C3]Butanesulfonic Acid (M3PFBS)	104		70-131
1H,1H,2H,2H-Perfluoro[1,2-13C2]Hexanesulfonic Acid (M2-4:2FTS)	88		12-142
Perfluoro[1,2,3,4,6-13C5]Hexanoic Acid (M5PFHxA)	109		57-129
Perfluoro[1,2,3,4-13C4]Heptanoic Acid (M4PFHpA)	107		60-129
Perfluoro[1,2,3-13C3]Hexanesulfonic Acid (M3PFHxS)	104		71-134
Perfluoro[13C8]Octanoic Acid (M8PFOA)	111		62-129
1H,1H,2H,2H-Perfluoro[1,2-13C2]Octanesulfonic Acid (M2-6:2FTS)	82		14-147
Perfluoro[13C9]Nonanoic Acid (M9PFNA)	105		59-139
Perfluoro[13C8]Octanesulfonic Acid (M8PFOS)	103		69-131
Perfluoro[1,2,3,4,5,6-13C6]Decanoic Acid (M6PFDA)	101		62-124
1H,1H,2H,2H-Perfluoro[1,2-13C2]Decanesulfonic Acid (M2-8:2FTS)	103		10-162
N-Deuteriomethylperfluoro-1-octanesulfonamidoacetic Acid (d3-NMeFOSAA)	92		24-116
Perfluoro[1,2,3,4,5,6,7-13C7]Undecanoic Acid (M7-PFUDA)	93		55-137
Perfluoro[13C8]Octanesulfonamide (M8FOSA)	61		5-112
N-Deuterioethylperfluoro-1-octanesulfonamidoacetic Acid (d5-NEtFOSAA)	89		27-126
Perfluoro[1,2-13C2]Dodecanoic Acid (MPFDOA)	93		48-131
Perfluoro[1,2-13C2]Tetradecanoic Acid (M2PFTEDA)	114		22-136
2,3,3,3-Tetrafluoro-2-[1,1,2,2,3,3,3-Heptafluoropropoxy]-13C3-Propanoic Acid (M3HFPO-DA)	112		10-165
Perfluoro[13C2]Hexadecanoic Acid (M2PFHxDA)	94		10-206
1H,1H,2H,2H-Perfluorododecane Sulfonate (M2D4-10:2FTS)	114		50-150

Project Name: TROY MILLS SUPERFUND **Lab Number:** L2252599

Project Number: 04.0190987.33 **Report Date:** 11/07/22

Method Blank Analysis
Batch Quality Control

Analytical Method: 134,LCMSMS-ID
Analytical Date: 10/29/22 16:59
Analyst: SG

Extraction Method: ALPHA 23528
Extraction Date: 10/16/22 14:50

Parameter	Result	Qualifier	Units	RL	MDL
Perfluorinated Alkyl Acids by Isotope Dilution - Mansfield Lab for sample(s): 04-06 Batch: WG1700121-1					
Perfluorobutanoic Acid (PFBA)	ND		ng/g	0.500	--
Perfluoropentanoic Acid (PFPeA)	ND		ng/g	0.500	--
Perfluorobutanesulfonic Acid (PFBS)	ND		ng/g	0.250	--
1H,1H,2H,2H-Perfluorohexanesulfonic Acid (4:2FTS)	ND		ng/g	1.00	--
Perfluorohexanoic Acid (PFHxA)	ND		ng/g	0.500	--
Perfluoropentanesulfonic Acid (PFPeS)	ND		ng/g	1.00	--
Perfluoroheptanoic Acid (PFHpA)	ND		ng/g	0.250	--
Perfluorohexanesulfonic Acid (PFHxS)	ND		ng/g	0.250	--
Perfluorooctanoic Acid (PFOA)	ND		ng/g	0.250	--
1H,1H,2H,2H-Perfluorooctanesulfonic Acid (6:2FTS)	ND		ng/g	0.500	--
Perfluoroheptanesulfonic Acid (PFHpS)	ND		ng/g	0.500	--
Perfluorononanoic Acid (PFNA)	ND		ng/g	0.250	--
Perfluorooctanesulfonic Acid (PFOS)	ND		ng/g	0.250	--
Perfluorodecanoic Acid (PFDA)	ND		ng/g	0.250	--
1H,1H,2H,2H-Perfluorodecanesulfonic Acid (8:2FTS)	ND		ng/g	0.500	--
Perfluorononanesulfonic Acid (PFNS)	ND		ng/g	1.00	--
N-Methyl Perfluorooctanesulfonamidoacetic Acid (NMeFOSAA)	ND		ng/g	0.500	--
Perfluoroundecanoic Acid (PFUnA)	ND		ng/g	0.500	--
Perfluorodecanesulfonic Acid (PFDS)	ND		ng/g	0.500	--
Perfluorooctanesulfonamide (FOSA)	ND		ng/g	0.500	--
N-Ethyl Perfluorooctanesulfonamidoacetic Acid (NEtFOSAA)	ND		ng/g	0.500	--
Perfluorododecanoic Acid (PFDoA)	ND		ng/g	0.500	--
Perfluorotridecanoic Acid (PFTrDA)	ND		ng/g	0.500	--
Perfluorotetradecanoic Acid (PFTA)	ND		ng/g	0.500	--
2,3,3,3-Tetrafluoro-2-[1,1,2,2,3,3,3-Heptafluoropropoxy]-Propanoic Acid (HFPO-DA)	ND		ng/g	10.0	--
4,8-Dioxa-3h-Perfluorononanoic Acid (ADONA)	ND		ng/g	1.00	--

Project Name: TROY MILLS SUPERFUND
Project Number: 04.0190987.33

Lab Number: L2252599
Report Date: 11/07/22

Method Blank Analysis
Batch Quality Control

Analytical Method: 134,LCMSMS-ID
Analytical Date: 10/29/22 16:59
Analyst: SG

Extraction Method: ALPHA 23528
Extraction Date: 10/16/22 14:50

Parameter	Result	Qualifier	Units	RL	MDL
Perfluorinated Alkyl Acids by Isotope Dilution - Mansfield Lab for sample(s): 04-06 Batch: WG1700121-1					
Perfluorohexadecanoic Acid (PFHxDA)	ND		ng/g	2.50	--
Perfluorooctadecanoic Acid (PFODA)	ND		ng/g	2.50	--
Perfluorododecane Sulfonic Acid (PFDoDS)	ND		ng/g	1.00	--
1H,1H,2H,2H-Perfluorododecanesulfonic Acid (10:2FTS)	ND		ng/g	1.00	--
9-Chlorohexadecafluoro-3-Oxanone-1-Sulfonic Acid (9Cl-PF3ONS)	ND		ng/g	1.00	--
11-Chloroeicosafluoro-3-Oxaundecane-1-Sulfonic Acid (11Cl-PF3OUdS)	ND		ng/g	1.00	--

Project Name: TROY MILLS SUPERFUND **Lab Number:** L2252599

Project Number: 04.0190987.33 **Report Date:** 11/07/22

Method Blank Analysis
Batch Quality Control

Analytical Method: 134,LCMSMS-ID
Analytical Date: 10/29/22 16:59
Analyst: SG

Extraction Method: ALPHA 23528
Extraction Date: 10/16/22 14:50

Parameter	Result	Qualifier	Units	RL	MDL
Perfluorinated Alkyl Acids by Isotope Dilution - Mansfield Lab for sample(s): 04-06 Batch: WG1700121-1					

Surrogate (Extracted Internal Standard)	%Recovery	Qualifier	Acceptance Criteria
Perfluoro[13C4]Butanoic Acid (MPFBA)	82		61-135
Perfluoro[13C5]Pentanoic Acid (M5PFPEA)	110		58-150
Perfluoro[2,3,4-13C3]Butanesulfonic Acid (M3PFBS)	87		74-139
1H,1H,2H,2H-Perfluoro[1,2-13C2]Hexanesulfonic Acid (M2-4:2FTS)	65		14-167
Perfluoro[1,2,3,4,6-13C5]Hexanoic Acid (M5PFHxA)	77		66-128
Perfluoro[1,2,3,4-13C4]Heptanoic Acid (M4PFHpA)	81		71-129
Perfluoro[1,2,3-13C3]Hexanesulfonic Acid (M3PFHxS)	95		78-139
Perfluoro[13C8]Octanoic Acid (M8PFOA)	93		75-130
1H,1H,2H,2H-Perfluoro[1,2-13C2]Octanesulfonic Acid (M2-6:2FTS)	79		20-154
Perfluoro[13C9]Nonanoic Acid (M9PFNA)	79		72-140
Perfluoro[13C8]Octanesulfonic Acid (M8PFOS)	82		79-136
Perfluoro[1,2,3,4,5,6-13C6]Decanoic Acid (M6PFDA)	85		75-130
1H,1H,2H,2H-Perfluoro[1,2-13C2]Decanesulfonic Acid (M2-8:2FTS)	110		19-175
N-Deuteriomethylperfluoro-1-octanesulfonamidoacetic Acid (d3-NMeFOSAA)	53		31-134
Perfluoro[1,2,3,4,5,6,7-13C7]Undecanoic Acid (M7-PFUDA)	85		61-155
Perfluoro[13C8]Octanesulfonamide (M8FOSA)	**3**	Q	5-117
N-Deuterioethylperfluoro-1-octanesulfonamidoacetic Acid (d5-NEtFOSAA)	41		34-137
Perfluoro[1,2-13C2]Dodecanoic Acid (MPFDOA)	63		54-150
Perfluoro[1,2-13C2]Tetradecanoic Acid (M2PFTEDA)	110		24-159
2,3,3,3-Tetrafluoro-2-[1,1,2,2,3,3,3-Heptafluoropropoxy]-13C3-Propanoic Acid (M3HFPO-DA)	79		10-203
Perfluoro[13C2]Hexadecanoic Acid (M2PFHxDA)	50		10-145
1H,1H,2H,2H-Perfluorododecane Sulfonate (M2D4-10:2FTS)	85		50-150

Project Name: TROY MILLS SUPERFUND
Project Number: 04.0190987.33

Lab Number: L2252599
Report Date: 11/07/22

Method Blank Analysis
Batch Quality Control

Analytical Method: 134,LCMSMS-ID
Analytical Date: 11/01/22 16:44
Analyst: JW

Extraction Method: ALPHA 23528
Extraction Date: 10/16/22 14:50

Parameter	Result	Qualifier	Units	RL	MDL
Perfluorinated Alkyl Acids by Isotope Dilution - Mansfield Lab for sample(s): 04-06 Batch: WG1700121-1					
Perfluorooctanesulfonamide (FOSA)	ND		ng/g	0.500	--
N-Methyl Perfluorooctane Sulfonamide (NMeFOSA)	ND		ng/g	1.00	--
N-Ethyl Perfluorooctane Sulfonamide (NEtFOSA)	ND		ng/g	1.00	--
N-Methyl Perfluorooctanesulfonamido Ethanol (NMeFOSE)	ND		ng/g	2.00	--
N-Ethyl Perfluorooctanesulfonamido Ethanol (NEtFOSE)	ND		ng/g	2.00	--

Surrogate (Extracted Internal Standard)	%Recovery	Qualifier	Acceptance Criteria
Perfluoro[13C8]Octanesulfonamide (M8FOSA)	82		5-117
N-Methyl-d3-Perfluoro-1-Octanesulfonamide (d3-NMeFOSA)	86		10-146
N-Ethyl-d5-Perfluoro-1-Octanesulfonamide (d5-NEtFOSA)	93		10-145
2-(N-Methyl-d3-Perfluoro-1-Octanesulfonamido)ethan-d4-ol (d7-NMeFOSE)	79		10-146
2-(N-Ethyl-d5-Perfluoro-1-Octanesulfonamido)ethan-d4-ol (d9-NEtFOSE)	81		10-129

Lab Control Sample Analysis
Batch Quality Control

Project Name: TROY MILLS SUPERFUND
Project Number: 04.0190987.33
Lab Number: L2252599
Report Date: 11/07/22

Parameter	LCS %Recovery	Qual	LCSD %Recovery	Qual	%Recovery Limits	RPD	Qual	RPD Limits
Perfluorinated Alkyl Acids by Isotope Dilution - Mansfield Lab Associated sample(s): 04-06 Batch: WG1692555-2								
Perfluorobutanoic Acid (PFBA)	106		-		71-135	-		30
Perfluoropentanoic Acid (PFPeA)	106		-		69-132	-		30
Perfluorobutanesulfonic Acid (PFBS)	103		-		72-128	-		30
1H,1H,2H,2H-Perfluorohexanesulfonic Acid (4:2FTS)	111		-		62-145	-		30
Perfluorohexanoic Acid (PFHxA)	103		-		70-132	-		30
Perfluoropentanesulfonic Acid (PFPeS)	110		-		73-123	-		30
Perfluoroheptanoic Acid (PFHpA)	107		-		71-131	-		30
Perfluorohexanesulfonic Acid (PFHxS)	119		-		67-130	-		30
Perfluorooctanoic Acid (PFOA)	107		-		69-133	-		30
1H,1H,2H,2H-Perfluorooctanesulfonic Acid (6:2FTS)	112		-		64-140	-		30
Perfluoroheptanesulfonic Acid (PFHpS)	112		-		70-132	-		30
Perfluorononanoic Acid (PFNA)	112		-		72-129	-		30
Perfluorooctanesulfonic Acid (PFOS)	115		-		68-136	-		30
Perfluorodecanoic Acid (PFDA)	112		-		69-133	-		30
1H,1H,2H,2H-Perfluorodecanesulfonic Acid (8:2FTS)	121		-		65-137	-		30
Perfluorononanesulfonic Acid (PFNS)	102		-		69-125	-		30
N-Methyl Perfluorooctanesulfonamidoacetic Acid (NMeFOSAA)	116		-		63-144	-		30
Perfluoroundecanoic Acid (PFUnA)	106		-		64-136	-		30
Perfluorodecanesulfonic Acid (PFDS)	87		-		59-134	-		30
Perfluorooctanesulfonamide (FOSA)	102		-		67-137	-		30
N-Ethyl Perfluorooctanesulfonamidoacetic Acid (NEtFOSAA)	122		-		61-139	-		30
Perfluorododecanoic Acid (PFDoA)	107		-		69-135	-		30

Lab Control Sample Analysis
Batch Quality Control

Project Name: TROY MILLS SUPERFUND
Project Number: 04.0190987.33
Lab Number: L2252599
Report Date: 11/07/22

Parameter	LCS %Recovery	Qual	LCSD %Recovery	Qual	%Recovery Limits	RPD	Qual	RPD Limits
Perfluorinated Alkyl Acids by Isotope Dilution - Mansfield Lab Associated sample(s): 04-06 Batch: WG1692555-2								
Perfluorotridecanoic Acid (PFTrDA)	113		-		66-139	-		30
Perfluorotetradecanoic Acid (PFTA)	108		-		69-133	-		30
2,3,3,3-Tetrafluoro-2-[1,1,2,2,3,3,3-Heptafluoropropoxy]-Propanoic Acid (HFPO-DA)	109		-		41-165	-		30
4,8-Dioxa-3h-Perfluorononanoic Acid (ADONA)	106		-		61-135	-		30
Perfluorohexadecanoic Acid (PFHxDA)	111		-		18-191	-		30
Perfluorooctadecanoic Acid (PFODA)	17		-		10-123	-		30
Perfluorododecane Sulfonic Acid (PFDoDS)	**23**	Q	-		36-118	-		30
1H,1H,2H,2H-Perfluorododecanesulfonic Acid (10:2FTS)	100		-		37-261	-		30
9-Chlorohexadecafluoro-3-Oxanone-1-Sulfonic Acid (9Cl-PF3ONS)	104		-		69-139	-		30
11-Chloroeicosafluoro-3-Oxaundecane-1-Sulfonic Acid (11Cl-PF3OUdS)	86		-		51-155	-		30
Perfluoro-3-Methoxypropanoic Acid (PFMPA)	105		-		50-150	-		30
Perfluoro-4-Methoxybutanoic Acid (PFMBA)	100		-		50-150	-		30
Perfluoro(2-Ethoxyethane)Sulfonic Acid (PFEESA)	104		-		50-150	-		30
Nonafluoro-3,6-Dioxaheptanoic Acid (NFDHA)	103		-		50-150	-		30

Lab Control Sample Analysis

Batch Quality Control

Project Name: TROY MILLS SUPERFUND

Project Number: 04.0190987.33

Lab Number: L2252599

Report Date: 11/07/22

Parameter	LCS %Recovery	Qual	LCSD %Recovery	Qual	%Recovery Limits	RPD	Qual	RPD Limits
Perfluorinated Alkyl Acids by Isotope Dilution - Mansfield Lab Associated sample(s): 04-06 Batch: WG1692555-2								

Surrogate (Extracted Internal Standard)	LCS %Recovery	Qual	LCSD %Recovery	Qual	Acceptance Criteria
Perfluoro[13C4]Butanoic Acid (MPFBA)	71				61-135
Perfluoro[13C5]Pentanoic Acid (M5PFPEA)	74				58-150
Perfluoro[2,3,4-13C3]Butanesulfonic Acid (M3PFBS)	77				74-139
1H,1H,2H,2H-Perfluoro[1,2-13C2]Hexanesulfonic Acid (M2-4:2FTS)	63				14-167
Perfluoro[1,2,3,4,6-13C5]Hexanoic Acid (M5PFHxA)	73				66-128
Perfluoro[1,2,3,4-13C4]Heptanoic Acid (M4PFHpA)	73				71-129
Perfluoro[1,2,3-13C3]Hexanesulfonic Acid (M3PFHxS)	79				78-139
Perfluoro[13C8]Octanoic Acid (M8PFOA)	**74**	Q			75-130
1H,1H,2H,2H-Perfluoro[1,2-13C2]Octanesulfonic Acid (M2-6:2FTS)	66				20-154
Perfluoro[13C9]Nonanoic Acid (M9PFNA)	75				72-140
Perfluoro[13C8]Octanesulfonic Acid (M8PFOS)	**75**	Q			79-136
Perfluoro[1,2,3,4,5,6-13C6]Decanoic Acid (M6PFDA)	**70**	Q			75-130
1H,1H,2H,2H-Perfluoro[1,2-13C2]Decanesulfonic Acid (M2-8:2FTS)	62				19-175
N-Deuteriomethylperfluoro-1-octanesulfonamidoacetic Acid (d3-NMeFOSAA)	43				31-134
Perfluoro[1,2,3,4,5,6,7-13C7]Undecanoic Acid (M7-PFUDA)	73				61-155
Perfluoro[13C8]Octanesulfonamide (M8FOSA)	50				5-117
N-Deuterioethylperfluoro-1-octanesulfonamidoacetic Acid (d5-NEtFOSAA)	40				34-137
Perfluoro[1,2-13C2]Dodecanoic Acid (MPFDOA)	59				54-150
Perfluoro[1,2-13C2]Tetradecanoic Acid (M2PFTEDA)	**18**	Q			24-159
2,3,3,3-Tetrafluoro-2-[1,1,2,2,3,3,3-Heptafluoropropoxy]-13C3-Propanoic Acid (M3HFPO-DA)	66				10-203
Perfluoro[13C2]Hexadecanoic Acid (M2PFHxDA)	**1**	Q			10-145
1H,1H,2H,2H-Perfluorododecane Sulfonate (M2D4-10:2FTS)	**40**	Q			50-150

Lab Control Sample Analysis
Batch Quality Control

Project Name: TROY MILLS SUPERFUND
Project Number: 04.0190987.33
Lab Number: L2252599
Report Date: 11/07/22

Parameter	LCS %Recovery	Qual	LCSD %Recovery	Qual	%Recovery Limits	RPD	Qual	RPD Limits
Perfluorinated Alkyl Acids by Isotope Dilution - Mansfield Lab Associated sample(s): 04-06 Batch: WG1692555-2								
Perfluorooctanesulfonamide (FOSA)	109		-		67-137	-		30
N-Methyl Perfluorooctane Sulfonamide (NMeFOSA)	88		-		62-149	-		30
N-Ethyl Perfluorooctane Sulfonamide (NEtFOSA)	106		-		71-156	-		30
N-Methyl Perfluorooctanesulfonamido Ethanol (NMeFOSE)	101		-		10-239	-		30
N-Ethyl Perfluorooctanesulfonamido Ethanol (NEtFOSE)	118		-		10-275	-		30

Surrogate (Extracted Internal Standard)	LCS %Recovery	Qual	LCSD %Recovery	Qual	Acceptance Criteria
Perfluoro[13C8]Octanesulfonamide (M8FOSA)	69				5-117
N-Methyl-d3-Perfluoro-1-Octanesulfonamide (d3-NMeFOSA)	82				10-146
N-Ethyl-d5-Perfluoro-1-Octanesulfonamide (d5-NEtFOSA)	75				10-145
2-(N-Methyl-d3-Perfluoro-1-Octanesulfonamido)ethan-d4-ol (d7-NMeFOSE)	65				10-146
2-(N-Ethyl-d5-Perfluoro-1-Octanesulfonamido)ethan-d4-ol (d9-NEtFOSE)	58				10-129

Lab Control Sample Analysis
Batch Quality Control

Project Name: TROY MILLS SUPERFUND
Project Number: 04.0190987.33
Lab Number: L2252599
Report Date: 11/07/22

Parameter	LCS %Recovery	Qual	LCSD %Recovery	Qual	%Recovery Limits	RPD	Qual	RPD Limits
Perfluorinated Alkyl Acids by Isotope Dilution - Mansfield Lab Associated sample(s): 01-03,07 Batch: WG1693319-2								
Perfluorobutanoic Acid (PFBA)	97		-		67-148	-		30
Perfluoropentanoic Acid (PFPeA)	98		-		63-161	-		30
Perfluorobutanesulfonic Acid (PFBS)	97		-		65-157	-		30
1H,1H,2H,2H-Perfluorohexanesulfonic Acid (4:2FTS)	103		-		37-219	-		30
Perfluorohexanoic Acid (PFHxA)	98		-		69-168	-		30
Perfluoropentanesulfonic Acid (PFPeS)	106		-		52-156	-		30
Perfluoroheptanoic Acid (PFHpA)	92		-		58-159	-		30
Perfluorohexanesulfonic Acid (PFHxS)	108		-		69-177	-		30
Perfluorooctanoic Acid (PFOA)	84		-		63-159	-		30
1H,1H,2H,2H-Perfluorooctanesulfonic Acid (6:2FTS)	105		-		49-187	-		30
Perfluoroheptanesulfonic Acid (PFHpS)	76		-		61-179	-		30
Perfluorononanoic Acid (PFNA)	81		-		68-171	-		30
Perfluorooctanesulfonic Acid (PFOS)	92		-		52-151	-		30
Perfluorodecanoic Acid (PFDA)	87		-		63-171	-		30
1H,1H,2H,2H-Perfluorodecanesulfonic Acid (8:2FTS)	111		-		56-173	-		30
Perfluorononanesulfonic Acid (PFNS)	78		-		48-150	-		30
N-Methyl Perfluorooctanesulfonamidoacetic Acid (NMeFOSAA)	87		-		60-166	-		30
Perfluoroundecanoic Acid (PFUnA)	111		-		60-153	-		30
Perfluorodecanesulfonic Acid (PFDS)	76		-		38-156	-		30
Perfluorooctanesulfonamide (FOSA)	91		-		46-170	-		30
N-Ethyl Perfluorooctanesulfonamidoacetic Acid (NEtFOSAA)	92		-		45-170	-		30
Perfluorododecanoic Acid (PFDoA)	96		-		67-153	-		30

Lab Control Sample Analysis
Batch Quality Control

Project Name: TROY MILLS SUPERFUND
Project Number: 04.0190987.33
Lab Number: L2252599
Report Date: 11/07/22

Parameter	LCS %Recovery	Qual	LCSD %Recovery	Qual	%Recovery Limits	RPD	Qual	RPD Limits
Perfluorinated Alkyl Acids by Isotope Dilution - Mansfield Lab Associated sample(s): 01-03,07 Batch: WG1693319-2								
Perfluorotridecanoic Acid (PFTrDA)	90		-		48-158	-		30
Perfluorotetradecanoic Acid (PFTA)	94		-		59-182	-		30
2,3,3,3-Tetrafluoro-2-[1,1,2,2,3,3,3-Heptafluoropropoxy]-Propanoic Acid (HFPO-DA)	99		-		57-162	-		30
4,8-Dioxa-3h-Perfluorononanoic Acid (ADONA)	76		-		69-143	-		30
Perfluorohexadecanoic Acid (PFHxDA)	104		-		40-167	-		30
Perfluorooctadecanoic Acid (PFODA)	52		-		10-119	-		30
1H,1H,2H,2H-Perfluorododecanesulfonic Acid (10:2FTS)	97		-		81-188	-		30
9-Chlorohexadecafluoro-3-Oxanone-1-Sulfonic Acid (9Cl-PF3ONS)	81		-		55-158	-		30
11-Chloroeicosafluoro-3-Oxaundecane-1-Sulfonic Acid (11Cl-PF3OUdS)	77		-		52-156	-		30
Perfluoro-3-Methoxypropanoic Acid (PFMPA)	116		-		50-150	-		30
Perfluoro-4-Methoxybutanoic Acid (PFMBA)	90		-		50-150	-		30
Perfluoro(2-Ethoxyethane)Sulfonic Acid (PFEESA)	106		-		50-150	-		30

Lab Control Sample Analysis

Batch Quality Control

Project Name: TROY MILLS SUPERFUND

Project Number: 04.0190987.33

Lab Number: L2252599

Report Date: 11/07/22

Parameter	LCS %Recovery	Qual	LCSD %Recovery	Qual	%Recovery Limits	RPD	Qual	RPD Limits

Perfluorinated Alkyl Acids by Isotope Dilution - Mansfield Lab Associated sample(s): 01-03,07 Batch: WG1693319-2

Surrogate (Extracted Internal Standard)	LCS %Recovery	Qual	LCSD %Recovery	Qual	Acceptance Criteria
Perfluoro[13C4]Butanoic Acid (MPFBA)	91				58-132
Perfluoro[13C5]Pentanoic Acid (M5PFPEA)	102				62-163
Perfluoro[2,3,4-13C3]Butanesulfonic Acid (M3PFBS)	98				70-131
1H,1H,2H,2H-Perfluoro[1,2-13C2]Hexanesulfonic Acid (M2-4:2FTS)	60				12-142
Perfluoro[1,2,3,4,6-13C5]Hexanoic Acid (M5PFHxA)	87				57-129
Perfluoro[1,2,3,4-13C4]Heptanoic Acid (M4PFHpA)	85				60-129
Perfluoro[1,2,3-13C3]Hexanesulfonic Acid (M3PFHxS)	91				71-134
Perfluoro[13C8]Octanoic Acid (M8PFOA)	107				62-129
1H,1H,2H,2H-Perfluoro[1,2-13C2]Octanesulfonic Acid (M2-6:2FTS)	56				14-147
Perfluoro[13C9]Nonanoic Acid (M9PFNA)	102				59-139
Perfluoro[13C8]Octanesulfonic Acid (M8PFOS)	110				69-131
Perfluoro[1,2,3,4,5,6-13C6]Decanoic Acid (M6PFDA)	98				62-124
1H,1H,2H,2H-Perfluoro[1,2-13C2]Decanesulfonic Acid (M2-8:2FTS)	74				10-162
N-Deuteriomethylperfluoro-1-octanesulfonamidoacetic Acid (d3-NMeFOSAA)	63				24-116
Perfluoro[1,2,3,4,5,6,7-13C7]Undecanoic Acid (M7-PFUDA)	87				55-137
Perfluoro[13C8]Octanesulfonamide (M8FOSA)	27				5-112
N-Deuterioethylperfluoro-1-octanesulfonamidoacetic Acid (d5-NEtFOSAA)	60				27-126
Perfluoro[1,2-13C2]Dodecanoic Acid (MPFDOA)	78				48-131
Perfluoro[1,2-13C2]Tetradecanoic Acid (M2PFTEDA)	68				22-136
2,3,3,3-Tetrafluoro-2-[1,1,2,2,3,3,3-Heptafluoropropoxy]-13C3-Propanoic Acid (M3HFPO-DA)	96				10-165
Perfluoro[13C2]Hexadecanoic Acid (M2PFHxDA)	81				10-206
1H,1H,2H,2H-Perfluorododecane Sulfonate (M2D4-10:2FTS)	71				50-150

Lab Control Sample Analysis
Batch Quality Control

Project Name: TROY MILLS SUPERFUND
Project Number: 04.0190987.33
Lab Number: L2252599
Report Date: 11/07/22

Parameter	LCS %Recovery	Qual	LCSD %Recovery	Qual	%Recovery Limits	RPD	Qual	RPD Limits
Perfluorinated Alkyl Acids by Isotope Dilution - Mansfield Lab Associated sample(s): 01-03,07 Batch: WG1693319-2								
Perfluorododecane Sulfonic Acid (PFDoDS)	101		-		69-141	-		30
Nonafluoro-3,6-Dioxaheptanoic Acid (NFDHA)	**191**	Q	-		50-150	-		30

Surrogate (Extracted Internal Standard)	LCS %Recovery	Qual	LCSD %Recovery	Qual	Acceptance Criteria
Perfluoro[1,2,3,4,6-13C5]Hexanoic Acid (M5PFHxA)	96				57-129
Perfluoro[13C8]Octanesulfonic Acid (M8PFOS)	92				69-131

Lab Control Sample Analysis
Batch Quality Control

Project Name: TROY MILLS SUPERFUND
Project Number: 04.0190987.33
Lab Number: L2252599
Report Date: 11/07/22

Parameter	LCS %Recovery	Qual	LCSD %Recovery	Qual	%Recovery Limits	RPD	Qual	RPD Limits
Perfluorinated Alkyl Acids by Isotope Dilution - Mansfield Lab Associated sample(s): 02-03,07 Batch: WG1699742-2								
Perfluorooctanesulfonamide (FOSA)	96		-		46-170	-		30
N-Methyl Perfluorooctane Sulfonamide (NMeFOSA)	86		-		10-185	-		30
N-Ethyl Perfluorooctane Sulfonamide (NEtFOSA)	85		-		10-202	-		30
N-Methyl Perfluorooctanesulfonamido Ethanol (NMeFOSE)	102		-		10-209	-		30
N-Ethyl Perfluorooctanesulfonamido Ethanol (NEtFOSE)	105		-		66-176	-		30

Surrogate (Extracted Internal Standard)	LCS %Recovery	Qual	LCSD %Recovery	Qual	Acceptance Criteria
Perfluoro[13C8]Octanesulfonamide (M8FOSA)	72				5-112
N-Methyl-d3-Perfluoro-1-Octanesulfonamide (d3-NMeFOSA)	63				10-161
N-Ethyl-d5-Perfluoro-1-Octanesulfonamide (d5-NEtFOSA)	64				10-160
2-(N-Methyl-d3-Perfluoro-1-Octanesulfonamido)ethan-d4-ol (d7-NMeFOSE)	64				10-189
2-(N-Ethyl-d5-Perfluoro-1-Octanesulfonamido)ethan-d4-ol (d9-NEtFOSE)	75				10-187

Lab Control Sample Analysis
Batch Quality Control

Project Name: TROY MILLS SUPERFUND
Project Number: 04.0190987.33
Lab Number: L2252599
Report Date: 11/07/22

Parameter	LCS %Recovery	Qual	LCSD %Recovery	Qual	%Recovery Limits	RPD	Qual	RPD Limits
Perfluorinated Alkyl Acids by Isotope Dilution - Mansfield Lab Associated sample(s): 02-03,07 Batch: WG1699742-2								
Perfluorobutanoic Acid (PFBA)	97		-		67-148	-		30
Perfluoropentanoic Acid (PFPeA)	93		-		63-161	-		30
Perfluorobutanesulfonic Acid (PFBS)	94		-		65-157	-		30
1H,1H,2H,2H-Perfluorohexanesulfonic Acid (4:2FTS)	111		-		37-219	-		30
Perfluorohexanoic Acid (PFHxA)	97		-		69-168	-		30
Perfluoropentanesulfonic Acid (PFPeS)	99		-		52-156	-		30
Perfluoroheptanoic Acid (PFHpA)	96		-		58-159	-		30
Perfluorohexanesulfonic Acid (PFHxS)	108		-		69-177	-		30
Perfluorooctanoic Acid (PFOA)	101		-		63-159	-		30
1H,1H,2H,2H-Perfluorooctanesulfonic Acid (6:2FTS)	106		-		49-187	-		30
Perfluoroheptanesulfonic Acid (PFHpS)	97		-		61-179	-		30
Perfluorononanoic Acid (PFNA)	104		-		68-171	-		30
Perfluorooctanesulfonic Acid (PFOS)	110		-		52-151	-		30
Perfluorodecanoic Acid (PFDA)	93		-		63-171	-		30
1H,1H,2H,2H-Perfluorodecanesulfonic Acid (8:2FTS)	98		-		56-173	-		30
Perfluorononanesulfonic Acid (PFNS)	115		-		48-150	-		30
N-Methyl Perfluorooctanesulfonamidoacetic Acid (NMeFOSAA)	103		-		60-166	-		30
Perfluoroundecanoic Acid (PFUnA)	104		-		60-153	-		30
Perfluorodecanesulfonic Acid (PFDS)	101		-		38-156	-		30
Perfluorooctanesulfonamide (FOSA)	97		-		46-170	-		30
N-Ethyl Perfluorooctanesulfonamidoacetic Acid (NEtFOSAA)	95		-		45-170	-		30
Perfluorododecanoic Acid (PFDoA)	104		-		67-153	-		30

Lab Control Sample Analysis
Batch Quality Control

Project Name: TROY MILLS SUPERFUND
Project Number: 04.0190987.33
Lab Number: L2252599
Report Date: 11/07/22

Parameter	LCS %Recovery	Qual	LCSD %Recovery	Qual	%Recovery Limits	RPD	Qual	RPD Limits
Perfluorinated Alkyl Acids by Isotope Dilution - Mansfield Lab Associated sample(s): 02-03,07 Batch: WG1699742-2								
Perfluorotridecanoic Acid (PFTrDA)	126		-		48-158	-		30
Perfluorotetradecanoic Acid (PFTA)	88		-		59-182	-		30
2,3,3,3-Tetrafluoro-2-[1,1,2,2,3,3,3-Heptafluoropropoxy]-Propanoic Acid (HFPO-DA)	**171**	Q	-		57-162	-		30
4,8-Dioxa-3h-Perfluorononanoic Acid (ADONA)	103		-		69-143	-		30
Perfluorohexadecanoic Acid (PFHxDA)	109		-		40-167	-		30
Perfluorooctadecanoic Acid (PFODA)	23		-		10-119	-		30
Perfluorododecane Sulfonic Acid (PFDoDS)	115		-		69-141	-		30
1H,1H,2H,2H-Perfluorododecanesulfonic Acid (10:2FTS)	138		-		81-188	-		30
9-Chlorohexadecafluoro-3-Oxanone-1-Sulfonic Acid (9Cl-PF3ONS)	95		-		55-158	-		30
11-Chloroeicosafluoro-3-Oxaundecane-1-Sulfonic Acid (11Cl-PF3OUdS)	97		-		52-156	-		30
Perfluoro-3-Methoxypropanoic Acid (PFMPA)	111		-		50-150	-		30
Perfluoro-4-Methoxybutanoic Acid (PFMBA)	106		-		50-150	-		30
Perfluoro(2-Ethoxyethane)Sulfonic Acid (PFEESA)	104		-		50-150	-		30
Nonafluoro-3,6-Dioxaheptanoic Acid (NFDHA)	137		-		50-150	-		30

Lab Control Sample Analysis
Batch Quality Control

Project Name: TROY MILLS SUPERFUND
Project Number: 04.0190987.33
Lab Number: L2252599
Report Date: 11/07/22

Parameter	LCS %Recovery	Qual	LCSD %Recovery	Qual	%Recovery Limits	RPD	Qual	RPD Limits
Perfluorinated Alkyl Acids by Isotope Dilution - Mansfield Lab Associated sample(s): 02-03,07 Batch: WG1699742-2								

Surrogate (Extracted Internal Standard)	LCS %Recovery	Qual	LCSD %Recovery	Qual	Acceptance Criteria
Perfluoro[13C4]Butanoic Acid (MPFBA)	106				58-132
Perfluoro[13C5]Pentanoic Acid (M5PFPEA)	112				62-163
Perfluoro[2,3,4-13C3]Butanesulfonic Acid (M3PFBS)	108				70-131
1H,1H,2H,2H-Perfluoro[1,2-13C2]Hexanesulfonic Acid (M2-4:2FTS)	101				12-142
Perfluoro[1,2,3,4,6-13C5]Hexanoic Acid (M5PFHxA)	113				57-129
Perfluoro[1,2,3,4-13C4]Heptanoic Acid (M4PFHpA)	107				60-129
Perfluoro[1,2,3-13C3]Hexanesulfonic Acid (M3PFHxS)	108				71-134
Perfluoro[13C8]Octanoic Acid (M8PFOA)	103				62-129
1H,1H,2H,2H-Perfluoro[1,2-13C2]Octanesulfonic Acid (M2-6:2FTS)	97				14-147
Perfluoro[13C9]Nonanoic Acid (M9PFNA)	104				59-139
Perfluoro[13C8]Octanesulfonic Acid (M8PFOS)	107				69-131
Perfluoro[1,2,3,4,5,6-13C6]Decanoic Acid (M6PFDA)	103				62-124
1H,1H,2H,2H-Perfluoro[1,2-13C2]Decanesulfonic Acid (M2-8:2FTS)	114				10-162
N-Deuteriomethylperfluoro-1-octanesulfonamidoacetic Acid (d3-NMeFOSAA)	97				24-116
Perfluoro[1,2,3,4,5,6,7-13C7]Undecanoic Acid (M7-PFUDA)	102				55-137
Perfluoro[13C8]Octanesulfonamide (M8FOSA)	55				5-112
N-Deuterioethylperfluoro-1-octanesulfonamidoacetic Acid (d5-NEtFOSAA)	100				27-126
Perfluoro[1,2-13C2]Dodecanoic Acid (MPFDOA)	94				48-131
Perfluoro[1,2-13C2]Tetradecanoic Acid (M2PFTEDA)	134				22-136
2,3,3,3-Tetrafluoro-2-[1,1,2,2,3,3,3-Heptafluoropropoxy]-13C3-Propanoic Acid (M3HFPO-DA)	118				10-165
Perfluoro[13C2]Hexadecanoic Acid (M2PFHxDA)	102				10-206
1H,1H,2H,2H-Perfluorododecane Sulfonate (M2D4-10:2FTS)	95				50-150

Lab Control Sample Analysis
Batch Quality Control

Project Name: TROY MILLS SUPERFUND
Project Number: 04.0190987.33
Lab Number: L2252599
Report Date: 11/07/22

Parameter	LCS %Recovery	Qual	LCSD %Recovery	Qual	%Recovery Limits	RPD	Qual	RPD Limits
Perfluorinated Alkyl Acids by Isotope Dilution - Mansfield Lab Associated sample(s): 04-06 Batch: WG1700121-4								
Perfluorobutanoic Acid (PFBA)	97		-		71-135	-		30
Perfluoropentanoic Acid (PFPeA)	98		-		69-132	-		30
Perfluorobutanesulfonic Acid (PFBS)	93		-		72-128	-		30
1H,1H,2H,2H-Perfluorohexanesulfonic Acid (4:2FTS)	116		-		62-145	-		30
Perfluorohexanoic Acid (PFHxA)	99		-		70-132	-		30
Perfluoropentanesulfonic Acid (PFPeS)	94		-		73-123	-		30
Perfluoroheptanoic Acid (PFHpA)	94		-		71-131	-		30
Perfluorohexanesulfonic Acid (PFHxS)	107		-		67-130	-		30
Perfluorooctanoic Acid (PFOA)	90		-		69-133	-		30
1H,1H,2H,2H-Perfluorooctanesulfonic Acid (6:2FTS)	103		-		64-140	-		30
Perfluoroheptanesulfonic Acid (PFHpS)	104		-		70-132	-		30
Perfluorononanoic Acid (PFNA)	92		-		72-129	-		30
Perfluorooctanesulfonic Acid (PFOS)	112		-		68-136	-		30
Perfluorodecanoic Acid (PFDA)	107		-		69-133	-		30
1H,1H,2H,2H-Perfluorodecanesulfonic Acid (8:2FTS)	99		-		65-137	-		30
Perfluorononanesulfonic Acid (PFNS)	107		-		69-125	-		30
N-Methyl Perfluorooctanesulfonamidoacetic Acid (NMeFOSAA)	80		-		63-144	-		30
Perfluoroundecanoic Acid (PFUnA)	108		-		64-136	-		30
Perfluorodecanesulfonic Acid (PFDS)	92		-		59-134	-		30
Perfluorooctanesulfonamide (FOSA)	102		-		67-137	-		30
N-Ethyl Perfluorooctanesulfonamidoacetic Acid (NEtFOSAA)	90		-		61-139	-		30
Perfluorododecanoic Acid (PFDoA)	104		-		69-135	-		30

Lab Control Sample Analysis
Batch Quality Control

Project Name: TROY MILLS SUPERFUND
Project Number: 04.0190987.33
Lab Number: L2252599
Report Date: 11/07/22

Parameter	LCS %Recovery	Qual	LCSD %Recovery	Qual	%Recovery Limits	RPD	Qual	RPD Limits
Perfluorinated Alkyl Acids by Isotope Dilution - Mansfield Lab Associated sample(s): 04-06 Batch: WG1700121-4								
Perfluorotridecanoic Acid (PFTrDA)	**147**	Q	-		66-139	-		30
Perfluorotetradecanoic Acid (PFTA)	92		-		69-133	-		30
2,3,3,3-Tetrafluoro-2-[1,1,2,2,3,3,3-Heptafluoropropoxy]-Propanoic Acid (HFPO-DA)	125		-		41-165	-		30
4,8-Dioxa-3h-Perfluorononanoic Acid (ADONA)	81		-		61-135	-		30
Perfluorohexadecanoic Acid (PFHxDA)	109		-		18-191	-		30
Perfluorooctadecanoic Acid (PFODA)	21		-		10-123	-		30
Perfluorododecane Sulfonic Acid (PFDoDS)	93		-		36-118	-		30
1H,1H,2H,2H-Perfluorododecanesulfonic Acid (10:2FTS)	133		-		37-261	-		30
9-Chlorohexadecafluoro-3-Oxanone-1-Sulfonic Acid (9Cl-PF3ONS)	102		-		69-139	-		30
11-Chloroeicosafluoro-3-Oxaundecane-1-Sulfonic Acid (11Cl-PF3OUdS)	95		-		51-155	-		30

Lab Control Sample Analysis

Batch Quality Control

Project Name: TROY MILLS SUPERFUND

Project Number: 04.0190987.33

Lab Number: L2252599

Report Date: 11/07/22

Parameter	LCS %Recovery	Qual	LCSD %Recovery	Qual	%Recovery Limits	RPD	Qual	RPD Limits
Perfluorinated Alkyl Acids by Isotope Dilution - Mansfield Lab Associated sample(s): 04-06 Batch: WG1700121-4								

Surrogate (Extracted Internal Standard)	LCS %Recovery	Qual	LCSD %Recovery	Qual	Acceptance Criteria
Perfluoro[13C4]Butanoic Acid (MPFBA)	68				61-135
Perfluoro[13C5]Pentanoic Acid (M5PFPEA)	91				58-150
Perfluoro[2,3,4-13C3]Butanesulfonic Acid (M3PFBS)	91				74-139
1H,1H,2H,2H-Perfluoro[1,2-13C2]Hexanesulfonic Acid (M2-4:2FTS)	74				14-167
Perfluoro[1,2,3,4,6-13C5]Hexanoic Acid (M5PFHxA)	69				66-128
Perfluoro[1,2,3,4-13C4]Heptanoic Acid (M4PFHpA)	77				71-129
Perfluoro[1,2,3-13C3]Hexanesulfonic Acid (M3PFHxS)	98				78-139
Perfluoro[13C8]Octanoic Acid (M8PFOA)	88				75-130
1H,1H,2H,2H-Perfluoro[1,2-13C2]Octanesulfonic Acid (M2-6:2FTS)	90				20-154
Perfluoro[13C9]Nonanoic Acid (M9PFNA)	74				72-140
Perfluoro[13C8]Octanesulfonic Acid (M8PFOS)	88				79-136
Perfluoro[1,2,3,4,5,6-13C6]Decanoic Acid (M6PFDA)	76				75-130
1H,1H,2H,2H-Perfluoro[1,2-13C2]Decanesulfonic Acid (M2-8:2FTS)	97				19-175
N-Deuteriomethylperfluoro-1-octanesulfonamidoacetic Acid (d3-NMeFOSAA)	69				31-134
Perfluoro[1,2,3,4,5,6,7-13C7]Undecanoic Acid (M7-PFUDA)	81				61-155
Perfluoro[13C8]Octanesulfonamide (M8FOSA)	11				5-117
N-Deuterioethylperfluoro-1-octanesulfonamidoacetic Acid (d5-NEtFOSAA)	53				34-137
Perfluoro[1,2-13C2]Dodecanoic Acid (MPFDOA)	68				54-150
Perfluoro[1,2-13C2]Tetradecanoic Acid (M2PFTEDA)	114				24-159
2,3,3,3-Tetrafluoro-2-[1,1,2,2,3,3,3-Heptafluoropropoxy]-13C3-Propanoic Acid (M3HFPO-DA)	75				10-203
Perfluoro[13C2]Hexadecanoic Acid (M2PFHxDA)	50				10-145
1H,1H,2H,2H-Perfluorododecane Sulfonate (M2D4-10:2FTS)	78				50-150

Lab Control Sample Analysis
Batch Quality Control

Project Name: TROY MILLS SUPERFUND
Project Number: 04.0190987.33
Lab Number: L2252599
Report Date: 11/07/22

Parameter	LCS %Recovery	Qual	LCSD %Recovery	Qual	%Recovery Limits	RPD	Qual	RPD Limits
Perfluorinated Alkyl Acids by Isotope Dilution - Mansfield Lab Associated sample(s): 04-06 Batch: WG1700121-4								
Perfluorooctanesulfonamide (FOSA)	102		-		67-137	-		30
N-Methyl Perfluorooctane Sulfonamide (NMeFOSA)	79		-		62-149	-		30
N-Ethyl Perfluorooctane Sulfonamide (NEtFOSA)	85		-		71-156	-		30
N-Methyl Perfluorooctanesulfonamido Ethanol (NMeFOSE)	95		-		10-239	-		30
N-Ethyl Perfluorooctanesulfonamido Ethanol (NEtFOSE)	105		-		10-275	-		30

Surrogate (Extracted Internal Standard)	LCS %Recovery	Qual	LCSD %Recovery	Qual	Acceptance Criteria
Perfluoro[13C8]Octanesulfonamide (M8FOSA)	79				5-117
N-Methyl-d3-Perfluoro-1-Octanesulfonamide (d3-NMeFOSA)	89				10-146
N-Ethyl-d5-Perfluoro-1-Octanesulfonamide (d5-NEtFOSA)	91				10-145
2-(N-Methyl-d3-Perfluoro-1-Octanesulfonamido)ethan-d4-ol (d7-NMeFOSE)	77				10-146
2-(N-Ethyl-d5-Perfluoro-1-Octanesulfonamido)ethan-d4-ol (d9-NEtFOSE)	76				10-129

Matrix Spike Analysis
Batch Quality Control

Project Name: TROY MILLS SUPERFUND
Project Number: 04.0190987.33
Lab Number: L2252599
Report Date: 11/07/22

Parameter	Native Sample	MS Added	MS Found	MS %Recovery	Qual	MSD Found	MSD %Recovery	Qual	Recovery Limits	RPD	Qual	RPD Limits
Perfluorinated Alkyl Acids by Isotope Dilution - Mansfield Lab Associated sample(s): 04-06 QC Batch ID: WG1692555-3 QC Sample: L2252599-04 Client ID: TRY_MW-601B 1												
Perfluorobutanoic Acid (PFBA)	ND	5.28	5.25	99		-	-		71-135	-		30
Perfluoropentanoic Acid (PFPeA)	ND	5.28	5.31	99		-	-		69-132	-		30
Perfluorobutanesulfonic Acid (PFBS)	ND	4.69	4.76	101		-	-		72-128	-		30
1H,1H,2H,2H-Perfluorohexanesulfonic Acid (4:2FTS)	ND	4.96	5.29	107		-	-		62-145	-		30
Perfluorohexanoic Acid (PFHxA)	ND	5.28	5.46	102		-	-		70-132	-		30
Perfluoropentanesulfonic Acid (PFPeS)	ND	4.98	5.11	103		-	-		73-123	-		30
Perfluoroheptanoic Acid (PFHpA)	ND	5.28	5.48	100		-	-		71-131	-		30
Perfluorohexanesulfonic Acid (PFHxS)	ND	4.83	5.48	113		-	-		67-130	-		30
Perfluorooctanoic Acid (PFOA)	1.14	5.28	6.22	96		-	-		69-133	-		30
1H,1H,2H,2H-Perfluorooctanesulfonic Acid (6:2FTS)	ND	5.03	5.04	100		-	-		64-140	-		30
Perfluoroheptanesulfonic Acid (PFHpS)	ND	5.04	5.38	107		-	-		70-132	-		30
Perfluorononanoic Acid (PFNA)	1.47	5.28	6.99	104		-	-		72-129	-		30
Perfluorooctanesulfonic Acid (PFOS)	8.41	4.9	13.2	98		-	-		68-136	-		30
Perfluorodecanoic Acid (PFDA)	6.52	5.28	12.2	107		-	-		69-133	-		30
1H,1H,2H,2H-Perfluorodecanesulfonic Acid (8:2FTS)	ND	5.07	5.73	113		-	-		65-137	-		30
Perfluorononanesulfonic Acid (PFNS)	ND	5.08	4.79	94		-	-		69-125	-		30
N-Methyl Perfluorooctanesulfonamidoacetic Acid (NMeFOSAA)	ND	5.28	5.52	104		-	-		63-144	-		30
Perfluoroundecanoic Acid (PFUnA)	1.56	5.28	7.05	104		-	-		64-136	-		30
Perfluorodecanesulfonic Acid (PFDS)	2.25	5.1	6.32	80		-	-		59-134	-		30
N-Ethyl Perfluorooctanesulfonamidoacetic Acid (NEtFOSAA)	0.613	5.28	6.14	105		-	-		61-139	-		30
Perfluorododecanoic Acid (PFDoA)	2.29	5.28	7.41	97		-	-		69-135	-		30
Perfluorotridecanoic Acid (PFTrDA)	0.585	5.28	6.39	110		-	-		66-139	-		30

Matrix Spike Analysis

Batch Quality Control

Project Name: TROY MILLS SUPERFUND

Project Number: 04.0190987.33

Lab Number: L2252599

Report Date: 11/07/22

Parameter	Native Sample	MS Added	MS Found	MS %Recovery	Qual	MSD Found	MSD %Recovery	Qual	Recovery Limits	RPD	Qual	RPD Limits
Perfluorinated Alkyl Acids by Isotope Dilution - Mansfield Lab Associated sample(s): 04-06 QC Batch ID: WG1692555-3 QC Sample: L2252599-04 Client ID: TRY_MW-601B 1												
Perfluorotetradecanoic Acid (PFTA)	0.766	5.28	6.16	102		-	-		69-133	-		30
2,3,3,3-Tetrafluoro-2-[1,1,2,2,3,3,3-Heptafluoropropoxy]-Propanoic Acid (HFPO-DA)	ND	51.5	52.0	101		-	-		41-165	-		30
4,8-Dioxa-3h-Perfluorononanoic Acid (ADONA)	ND	5	5.29	106		-	-		61-135	-		30
Perfluorohexadecanoic Acid (PFHxDA)	ND	5.28	4.73	86		-	-		18-191	-		30
Perfluorooctadecanoic Acid (PFODA)	ND	5.28	ND	20		-	-		10-123	-		30
Perfluorododecane Sulfonic Acid (PFDoDS)	ND	5.12	2.51	49		-	-		36-118	-		30
1H,1H,2H,2H-Perfluorododecanesulfonic Acid (10:2FTS)	ND	5.1	5.63	110		-	-		37-261	-		30
9-Chlorohexadecafluoro-3-Oxanone-1-Sulfonic Acid (9Cl-PF3ONS)	ND	4.94	4.82	98		-	-		67-139	-		30
11-Chloroeicosafluoro-3-Oxaundecane-1-Sulfonic Acid (11Cl-PF3OUdS)	ND	4.99	4.02	81		-	-		51-155	-		30
Perfluoro-3-Methoxypropanoic Acid (PFMPA)	ND	5.28	5.32	101		-	-		50-150	-		30
Perfluoro-4-Methoxybutanoic Acid (PFMBA)	ND	5.28	5.05	96		-	-		50-150	-		30
Perfluoro(2-Ethoxyethane)Sulfonic Acid (PFEESA)	ND	4.7	4.73	101		-	-		50-150	-		30
Nonafluoro-3,6-Dioxaheptanoic Acid (NFDHA)	ND	5.28	5.86	111		-	-		50-150	-		30

Surrogate (Extracted Internal Standard)	MS % Recovery	MS Qualifier	MSD % Recovery	MSD Qualifier	Acceptance Criteria
1H,1H,2H,2H-Perfluoro[1,2-13C2]Decanesulfonic Acid (M2-8:2FTS)	49				19-175
1H,1H,2H,2H-Perfluoro[1,2-13C2]Hexanesulfonic Acid (M2-4:2FTS)	47				14-167
1H,1H,2H,2H-Perfluoro[1,2-13C2]Octanesulfonic Acid (M2-6:2FTS)	50				20-154
1H,1H,2H,2H-Perfluorododecane Sulfonate (M2D4-10:2FTS)	**41**	Q			50-150

Matrix Spike Analysis

Batch Quality Control

Project Name: TROY MILLS SUPERFUND

Project Number: 04.0190987.33

Lab Number: L2252599

Report Date: 11/07/22

Parameter	Native Sample	MS Added	MS Found	MS %Recovery	Qual	MSD Found	MSD %Recovery	Qual	Recovery Limits	RPD	Qual	RPD Limits
Perfluorinated Alkyl Acids by Isotope Dilution - Mansfield Lab Associated sample(s): 04-06 QC Batch ID: WG1692555-3 QC Sample: L2252599-04 Client ID: TRY_MW-601B 1												

Surrogate (Extracted Internal Standard)	MS % Recovery	MS Qualifier	MSD % Recovery	MSD Qualifier	Acceptance Criteria
2,3,3,3-Tetrafluoro-2-[1,1,2,2,3,3,3-Heptafluoropropoxy]-13C3-Propanoic Acid (M3HFPO-DA)	62				10-203
N-Deuterioethylperfluoro-1-octanesulfonamidoacetic Acid (d5-NEtFOSAA)	**28**	Q			34-137
N-Deuteriomethylperfluoro-1-octanesulfonamidoacetic Acid (d3-NMeFOSAA)	31				31-134
Perfluoro[1,2,3,4,5,6,7-13C7]Undecanoic Acid (M7-PFUDA)	**52**	Q			61-155
Perfluoro[1,2,3,4,5,6-13C6]Decanoic Acid (M6PFDA)	**54**	Q			75-130
Perfluoro[1,2,3,4,6-13C5]Hexanoic Acid (M5PFHxA)	**57**	Q			66-128
Perfluoro[1,2,3,4-13C4]Heptanoic Acid (M4PFHpA)	**58**	Q			71-129
Perfluoro[1,2,3-13C3]Hexanesulfonic Acid (M3PFHxS)	**61**	Q			78-139
Perfluoro[1,2-13C2]Dodecanoic Acid (MPFDOA)	**45**	Q			54-150
Perfluoro[1,2-13C2]Tetradecanoic Acid (M2PFTEDA)	30				24-159
Perfluoro[13C2]Hexadecanoic Acid (M2PFHxDA)	**7**	Q			10-145
Perfluoro[13C4]Butanoic Acid (MPFBA)	61				61-135
Perfluoro[13C5]Pentanoic Acid (M5PFPEA)	62				58-150
Perfluoro[13C8]Octanesulfonic Acid (M8PFOS)	**57**	Q			79-136
Perfluoro[13C8]Octanoic Acid (M8PFOA)	**58**	Q			75-130
Perfluoro[13C9]Nonanoic Acid (M9PFNA)	**58**	Q			72-140
Perfluoro[2,3,4-13C3]Butanesulfonic Acid (M3PFBS)	**60**	Q			74-139

Matrix Spike Analysis

Batch Quality Control

Project Name: TROY MILLS SUPERFUND

Project Number: 04.0190987.33

Lab Number: L2252599

Report Date: 11/07/22

Parameter	Native Sample	MS Added	MS Found	MS %Recovery	Qual	MSD Found	MSD %Recovery	Qual	Recovery Limits	RPD	Qual	RPD Limits
Perfluorinated Alkyl Acids by Isotope Dilution - Mansfield Lab Associated sample(s): 04-06 QC Batch ID: WG1692555-3 QC Sample: L2252599-04 Client ID: TRY_MW-601B 1												
Perfluorooctanesulfonamide (FOSA)	ND	5.28	5.44	99		-	-		67-137	-		30
N-Methyl Perfluorooctane Sulfonamide (NMeFOSA)	ND	26.4	23.3	88		-	-		62-149	-		30
N-Ethyl Perfluorooctane Sulfonamide (NEtFOSA)	ND	26.4	25.3	96		-	-		71-156	-		30
N-Methyl Perfluorooctanesulfonamido Ethanol (NMeFOSE)	ND	13.2	13.4	101		-	-		10-239	-		30
N-Ethyl Perfluorooctanesulfonamido Ethanol (NEtFOSE)	ND	13.2	15.1	114		-	-		10-275	-		30

Surrogate (Extracted Internal Standard)	MS % Recovery	MS Qualifier	MSD % Recovery	MSD Qualifier	Acceptance Criteria
2-(N-Ethyl-d5-Perfluoro-1-Octanesulfonamido)ethan-d4-ol (d9-NEtFOSE)	63				10-129
2-(N-Methyl-d3-Perfluoro-1-Octanesulfonamido)ethan-d4-ol (d7-NMeFOSE)	64				10-146
N-Ethyl-d5-Perfluoro-1-Octanesulfonamide (d5-NEtFOSA)	81				10-145
N-Methyl-d3-Perfluoro-1-Octanesulfonamide (d3-NMeFOSA)	82				10-146
Perfluoro[13C8]Octanesulfonamide (M8FOSA)	72				5-117

Matrix Spike Analysis

Batch Quality Control

Project Name: TROY MILLS SUPERFUND

Project Number: 04.0190987.33

Lab Number: L2252599

Report Date: 11/07/22

Parameter	Native Sample	MS Added	MS Found	MS %Recovery	Qual	MSD Found	MSD %Recovery	Qual	Recovery Limits	RPD	Qual	RPD Limits
Perfluorinated Alkyl Acids by Isotope Dilution - Mansfield Lab Associated sample(s): 01-03,07 QC Batch ID: WG1693319-3 QC Sample: L2251265-03 Client ID: MS Sample												
Perfluoroheptanoic Acid (PFHpA)	1610E	37	1670E	**162**	Q	-	-		58-159	-		30
Perfluorohexanesulfonic Acid (PFHxS)	337	33.8	387	148		-	-		69-177	-		30
Perfluorooctanoic Acid (PFOA)	3800E	37	3880E	**216**	Q	-	-		63-159	-		30
Perfluorononanoic Acid (PFNA)	ND	37	30.3	82		-	-		68-171	-		30
Perfluorooctanesulfonic Acid (PFOS)	ND	34.3	32.8	96		-	-		52-151	-		30
Perfluorodecanoic Acid (PFDA)	ND	37	30.1	81		-	-		63-171	-		30

Surrogate (Extracted Internal Standard)	MS % Recovery	MS Qualifier	MSD % Recovery	MSD Qualifier	Acceptance Criteria
Perfluoro[1,2,3,4,5,6-13C6]Decanoic Acid (M6PFDA)	91				62-124
Perfluoro[1,2,3,4-13C4]Heptanoic Acid (M4PFHpA)	79				60-129
Perfluoro[1,2,3-13C3]Hexanesulfonic Acid (M3PFHxS)	89				71-134
Perfluoro[13C8]Octanesulfonic Acid (M8PFOS)	101				69-131
Perfluoro[13C8]Octanoic Acid (M8PFOA)	86				62-129
Perfluoro[13C9]Nonanoic Acid (M9PFNA)	**141**	Q			59-139

Matrix Spike Analysis

Batch Quality Control

Project Name: TROY MILLS SUPERFUND

Project Number: 04.0190987.33

Lab Number: L2252599

Report Date: 11/07/22

Parameter	Native Sample	MS Added	MS Found	MS %Recovery	Qual	MSD Found	MSD %Recovery	Qual	Recovery Limits	RPD	Qual	RPD Limits
Perfluorinated Alkyl Acids by Isotope Dilution - Mansfield Lab Associated sample(s): 02-03,07 QC Batch ID: WG1699742-3 QC Sample: L2254482-03 Client ID: MS Sample												
Perfluorooctanoic Acid (PFOA)	21.4	39.9	60.9	99		-	-		63-159	-		30
Perfluorononanoic Acid (PFNA)	ND	39.9	35.8	88		-	-		68-171	-		30
Perfluorooctanesulfonic Acid (PFOS)	24.0	37	65.4	112		-	-		52-151	-		30

Surrogate (Extracted Internal Standard)	MS % Recovery	MS Qualifier	MSD % Recovery	MSD Qualifier	Acceptance Criteria
Perfluoro[13C8]Octanesulfonic Acid (M8PFOS)	96				69-131
Perfluoro[13C8]Octanoic Acid (M8PFOA)	79				62-129
Perfluoro[13C9]Nonanoic Acid (M9PFNA)	85				59-139

Matrix Spike Analysis
Batch Quality Control

Project Name: TROY MILLS SUPERFUND
Project Number: 04.0190987.33
Lab Number: L2252599
Report Date: 11/07/22

Parameter	Native Sample	MS Added	MS Found	MS %Recovery	Qual	MSD Found	MSD %Recovery	Qual	Recovery Limits	RPD	Qual	RPD Limits
Perfluorinated Alkyl Acids by Isotope Dilution - Mansfield Lab Associated sample(s): 04-06 QC Batch ID: WG1700121-2 WG1700121-3 QC Sample: L2255395-16 Client ID: MS Sample												
Perfluorobutanoic Acid (PFBA)	ND	5.28	5.29	100		4.94	97		71-135	7		30
Perfluoropentanoic Acid (PFPeA)	ND	5.28	5.28	100		4.96	98		69-132	6		30
Perfluorobutanesulfonic Acid (PFBS)	ND	4.69	4.65	99		4.33	96		72-128	7		30
1H,1H,2H,2H-Perfluorohexanesulfonic Acid (4:2FTS)	ND	4.95	6.07	123		5.06	106		62-145	18		30
Perfluorohexanoic Acid (PFHxA)	ND	5.28	5.25	100		4.86	96		70-132	8		30
Perfluoropentanesulfonic Acid (PFPeS)	ND	4.97	4.49	90		4.33	90		73-123	4		30
Perfluoroheptanoic Acid (PFHpA)	ND	5.28	5.04	96		4.84	95		71-131	4		30
Perfluorohexanesulfonic Acid (PFHxS)	ND	4.82	5.15	107		4.82	104		67-130	7		30
Perfluorooctanoic Acid (PFOA)	ND	5.28	4.99	95		4.51	89		69-133	10		30
1H,1H,2H,2H-Perfluorooctanesulfonic Acid (6:2FTS)	ND	5.02	5.80	115		5.21	108		64-140	11		30
Perfluoroheptanesulfonic Acid (PFHpS)	ND	5.03	5.74	114		4.95	102		70-132	15		30
Perfluorononanoic Acid (PFNA)	ND	5.28	5.01	95		4.80	94		72-129	4		30
Perfluorooctanesulfonic Acid (PFOS)	ND	4.9	6.14	125		5.30	112		68-136	15		30
Perfluorodecanoic Acid (PFDA)	ND	5.28	5.10	97		5.23	103		69-133	3		30
1H,1H,2H,2H-Perfluorodecanesulfonic Acid (8:2FTS)	ND	5.07	5.17	102		4.91	101		65-137	5		30
Perfluorononanesulfonic Acid (PFNS)	ND	5.08	6.02	119		5.14	105		69-125	16		30
N-Methyl Perfluorooctanesulfonamidoacetic Acid (NMeFOSAA)	ND	5.28	5.95	113		5.90	116		63-144	1		30
Perfluoroundecanoic Acid (PFUnA)	ND	5.28	5.65	107		5.63	111		64-136	0		30
Perfluorodecanesulfonic Acid (PFDS)	ND	5.1	5.20	102		4.79	98		59-134	8		30
N-Ethyl Perfluorooctanesulfonamidoacetic Acid (NEtFOSAA)	ND	5.28	7.01	133		6.23F	123		61-139	12		30
Perfluorododecanoic Acid (PFDoA)	ND	5.28	5.64	107		4.97	98		69-135	13		30
Perfluorotridecanoic Acid (PFTrDA)	ND	5.28	7.61	**144**	Q	7.09	139		66-139	7		30

Matrix Spike Analysis

Batch Quality Control

Project Name: TROY MILLS SUPERFUND

Project Number: 04.0190987.33

Lab Number: L2252599

Report Date: 11/07/22

Parameter	Native Sample	MS Added	MS Found	MS %Recovery	Qual	MSD Found	MSD %Recovery	Qual	Recovery Limits	RPD	Qual	RPD Limits
Perfluorinated Alkyl Acids by Isotope Dilution - Mansfield Lab Associated sample(s): 04-06 QC Batch ID: WG1700121-2 WG1700121-3 QC Sample: L2255395-16 Client ID: MS Sample												
Perfluorotetradecanoic Acid (PFTA)	ND	5.28	4.93	93		4.52	89		69-133	9		30
2,3,3,3-Tetrafluoro-2-[1,1,2,2,3,3,3-Heptafluoropropoxy]-Propanoic Acid (HFPO-DA)	ND	51.4	65.5	127		62.9	127		41-165	4		30
4,8-Dioxa-3h-Perfluorononanoic Acid (ADONA)	ND	4.99	4.27	86		3.93	82		61-135	8		30
Perfluorohexadecanoic Acid (PFHxDA)	ND	5.28	6.14	116		5.76	113		18-191	6		30
Perfluorooctadecanoic Acid (PFODA)	ND	5.28	3.65	69		3.71	73		10-123	2		30
Perfluorododecane Sulfonic Acid (PFDoDS)	ND	5.11	5.80	114		4.89	99		36-118	17		30
1H,1H,2H,2H-Perfluorododecanesulfonic Acid (10:2FTS)	ND	5.1	6.25	123		5.54	113		37-261	12		30
9-Chlorohexadecafluoro-3-Oxanone-1-Sulfonic Acid (9Cl-PF3ONS)	ND	4.93	5.80	118		4.61	97		67-139	23		30
11-Chloroeicosafluoro-3-Oxaundecane-1-Sulfonic Acid (11Cl-PF3OUdS)	ND	4.98	5.20	104		4.50	94		51-155	14		30

Surrogate (Extracted Internal Standard)	MS % Recovery	MS Qualifier	MSD % Recovery	MSD Qualifier	Acceptance Criteria
1H,1H,2H,2H-Perfluoro[1,2-13C2]Decanesulfonic Acid (M2-8:2FTS)	94		117		19-175
1H,1H,2H,2H-Perfluoro[1,2-13C2]Hexanesulfonic Acid (M2-4:2FTS)	73		90		14-167
1H,1H,2H,2H-Perfluoro[1,2-13C2]Octanesulfonic Acid (M2-6:2FTS)	81		98		20-154
1H,1H,2H,2H-Perfluorododecane Sulfonate (M2D4-10:2FTS)	101		124		50-150
2,3,3,3-Tetrafluoro-2-[1,1,2,2,3,3,3-Heptafluoropropoxy]-13C3-Propanoic Acid (M3HFPO-DA)	93		106		10-203
N-Deuterioethylperfluoro-1-octanesulfonamidoacetic Acid (d5-NEtFOSAA)	47		53		34-137
N-Deuteriomethylperfluoro-1-octanesulfonamidoacetic Acid (d3-NMeFOSAA)	55		63		31-134
Perfluoro[1,2,3,4,5,6,7-13C7]Undecanoic Acid (M7-PFUDA)	89		96		61-155
Perfluoro[1,2,3,4,5,6-13C6]Decanoic Acid (M6PFDA)	89		92		75-130

Matrix Spike Analysis

Batch Quality Control

Project Name: TROY MILLS SUPERFUND

Project Number: 04.0190987.33

Lab Number: L2252599

Report Date: 11/07/22

Parameter	Native Sample	MS Added	MS Found	MS %Recovery	Qual	MSD Found	MSD %Recovery	Qual	Recovery Limits	RPD	Qual	RPD Limits
Perfluorinated Alkyl Acids by Isotope Dilution - Mansfield Lab Associated sample(s): 04-06 QC Batch ID: WG1700121-2 WG1700121-3 QC Sample: L2255395-16 Client ID: MS Sample												

Surrogate (Extracted Internal Standard)	MS % Recovery	MS Qualifier	MSD % Recovery	MSD Qualifier	Acceptance Criteria
Perfluoro[1,2,3,4,6-13C5]Hexanoic Acid (M5PFHxA)	73		85		66-128
Perfluoro[1,2,3,4-13C4]Heptanoic Acid (M4PFHpA)	77		88		71-129
Perfluoro[1,2,3-13C3]Hexanesulfonic Acid (M3PFHxS)	97		112		78-139
Perfluoro[1,2-13C2]Dodecanoic Acid (MPFDOA)	79		88		54-150
Perfluoro[1,2-13C2]Tetradecanoic Acid (M2PFTEDA)	133		157		24-159
Perfluoro[13C2]Hexadecanoic Acid (M2PFHxDA)	82		95		10-145
Perfluoro[13C4]Butanoic Acid (MPFBA)	81		93		61-135
Perfluoro[13C5]Pentanoic Acid (M5PFPEA)	95		110		58-150
Perfluoro[13C8]Octanesulfonic Acid (M8PFOS)	81		102		79-136
Perfluoro[13C8]Octanoic Acid (M8PFOA)	89		108		75-130
Perfluoro[13C9]Nonanoic Acid (M9PFNA)	76		86		72-140
Perfluoro[2,3,4-13C3]Butanesulfonic Acid (M3PFBS)	84		100		74-139

Matrix Spike Analysis

Batch Quality Control

Project Name: TROY MILLS SUPERFUND

Project Number: 04.0190987.33

Lab Number: L2252599

Report Date: 11/07/22

Parameter	Native Sample	MS Added	MS Found	MS %Recovery	Qual	MSD Found	MSD %Recovery	Qual	Recovery Limits	RPD	Qual	RPD Limits
Perfluorinated Alkyl Acids by Isotope Dilution - Mansfield Lab Associated sample(s): 04-06 QC Batch ID: WG1700121-2 WG1700121-3 QC Sample: L2255395-16 Client ID: MS Sample												
Perfluorooctanesulfonamide (FOSA)	ND	5.28	5.26	100		5.21	102		67-137	1		30
N-Methyl Perfluorooctane Sulfonamide (NMeFOSA)	ND	26.4	21.9	83		20.1	79		62-149	9		30
N-Ethyl Perfluorooctane Sulfonamide (NEtFOSA)	ND	26.4	21.8	83		22.4	88		71-156	3		30
N-Methyl Perfluorooctanesulfonamido Ethanol (NMeFOSE)	ND	13.2	12.3	93		11.9	94		10-239	3		30
N-Ethyl Perfluorooctanesulfonamido Ethanol (NEtFOSE)	ND	13.2	14.6	111		12.7	100		10-275	14		30

Surrogate (Extracted Internal Standard)	MS % Recovery	MS Qualifier	MSD % Recovery	MSD Qualifier	Acceptance Criteria
2-(N-Ethyl-d5-Perfluoro-1-Octanesulfonamido)ethan-d4-ol (d9-NEtFOSE)	70		72		10-129
2-(N-Methyl-d3-Perfluoro-1-Octanesulfonamido)ethan-d4-ol (d7-NMeFOSE)	70		68		10-146
N-Ethyl-d5-Perfluoro-1-Octanesulfonamide (d5-NEtFOSA)	78		74		10-145
N-Methyl-d3-Perfluoro-1-Octanesulfonamide (d3-NMeFOSA)	76		74		10-146
Perfluoro[13C8]Octanesulfonamide (M8FOSA)	71		70		5-117

Lab Duplicate Analysis
Batch Quality Control

Project Name: TROY MILLS SUPERFUND
Project Number: 04.0190987.33

Lab Number: L2252599
Report Date: 11/07/22

Perfluorinated Alkyl Acids by Isotope Dilution - Mansfield Lab Associated sample(s): 04-06 QC Batch ID: WG1692555-4 QC Sample: L2252599-05 Client ID: TRY_MW-601B 2

Parameter	Native Sample	Duplicate Sample	Units	RPD	Qual	RPD Limits
Perfluorobutanoic Acid (PFBA)	ND	ND	ng/g	NC		30
Perfluoropentanoic Acid (PFPeA)	ND	ND	ng/g	NC		30
Perfluorobutanesulfonic Acid (PFBS)	ND	ND	ng/g	NC		30
1H,1H,2H,2H-Perfluorohexanesulfonic Acid (4:2FTS)	ND	ND	ng/g	NC		30
Perfluorohexanoic Acid (PFHxA)	ND	ND	ng/g	NC		30
Perfluoropentanesulfonic Acid (PFPeS)	ND	ND	ng/g	NC		30
Perfluoroheptanoic Acid (PFHpA)	ND	ND	ng/g	NC		30
Perfluorohexanesulfonic Acid (PFHxS)	ND	ND	ng/g	NC		30
Perfluorooctanoic Acid (PFOA)	0.502	0.457	ng/g	9		30
1H,1H,2H,2H-Perfluorooctanesulfonic Acid (6:2FTS)	ND	ND	ng/g	NC		30
Perfluoroheptanesulfonic Acid (PFHpS)	ND	ND	ng/g	NC		30
Perfluorononanoic Acid (PFNA)	ND	ND	ng/g	NC		30
Perfluorooctanesulfonic Acid (PFOS)	ND	ND	ng/g	NC		30
Perfluorodecanoic Acid (PFDA)	ND	ND	ng/g	NC		30
1H,1H,2H,2H-Perfluorodecanesulfonic Acid (8:2FTS)	ND	ND	ng/g	NC		30
Perfluorononanesulfonic Acid (PFNS)	ND	ND	ng/g	NC		30
N-Methyl Perfluorooctanesulfonamidoacetic Acid (NMeFOSAA)	ND	ND	ng/g	NC		30
Perfluoroundecanoic Acid (PFUnA)	ND	ND	ng/g	NC		30
Perfluorodecanesulfonic Acid (PFDS)	ND	ND	ng/g	NC		30
N-Ethyl Perfluorooctanesulfonamidoacetic Acid (NEtFOSAA)	ND	ND	ng/g	NC		30

Lab Duplicate Analysis
Batch Quality Control

Project Name: TROY MILLS SUPERFUND
Project Number: 04.0190987.33

Lab Number: L2252599
Report Date: 11/07/22

Parameter	Native Sample	Duplicate Sample	Units	RPD	Qual	RPD Limits
Perfluorinated Alkyl Acids by Isotope Dilution - Mansfield Lab Associated sample(s): 04-06 QC Batch ID: WG1692555-4 QC Sample: L2252599-05 Client ID: TRY_MW-601B 2						
Perfluorododecanoic Acid (PFDoA)	ND	ND	ng/g	NC		30
Perfluorotridecanoic Acid (PFTrDA)	ND	ND	ng/g	NC		30
Perfluorotetradecanoic Acid (PFTA)	ND	ND	ng/g	NC		30
2,3,3,3-Tetrafluoro-2-[1,1,2,2,3,3,3-Heptafluoropropoxy]-Propanoic Acid (HFPO-DA)	ND	ND	ng/g	NC		30
4,8-Dioxa-3h-Perfluorononanoic Acid (ADONA)	ND	ND	ng/g	NC		30
Perfluorohexadecanoic Acid (PFHxDA)	ND	ND	ng/g	NC		30
Perfluorooctadecanoic Acid (PFODA)	ND	ND	ng/g	NC		30
Perfluorododecane Sulfonic Acid (PFDoDS)	ND	ND	ng/g	NC		30
1H,1H,2H,2H-Perfluorododecanesulfonic Acid (10:2FTS)	ND	ND	ng/g	NC		30
9-Chlorohexadecafluoro-3-Oxanone-1-Sulfonic Acid (9Cl-PF3ONS)	ND	ND	ng/g	NC		30
11-Chloroeicosafluoro-3-Oxaundecane-1-Sulfonic Acid (11Cl-PF3OUdS)	ND	ND	ng/g	NC		30
Perfluoro-3-Methoxypropanoic Acid (PFMPA)	ND	ND	ng/g	NC		30
Perfluoro-4-Methoxybutanoic Acid (PFMBA)	ND	ND	ng/g	NC		30
Perfluoro(2-Ethoxyethane)Sulfonic Acid (PFEESA)	ND	ND	ng/g	NC		30
Nonafluoro-3,6-Dioxaheptanoic Acid (NFDHA)	ND	ND	ng/g	NC		30

Surrogate (Extracted Internal Standard)	%Recovery	Qualifier	%Recovery	Qualifier	Acceptance Criteria
Perfluoro[13C4]Butanoic Acid (MPFBA)	79		68		61-135
Perfluoro[13C5]Pentanoic Acid (M5PFPEA)	81		71		58-150
Perfluoro[2,3,4-13C3]Butanesulfonic Acid (M3PFBS)	78		**71**	Q	74-139

Lab Duplicate Analysis
Batch Quality Control

Project Name: TROY MILLS SUPERFUND
Project Number: 04.0190987.33

Lab Number: L2252599
Report Date: 11/07/22

Parameter	Native Sample	Duplicate Sample	Units	RPD	Qual	RPD Limits

Perfluorinated Alkyl Acids by Isotope Dilution - Mansfield Lab Associated sample(s): 04-06 QC Batch ID: WG1692555-4 QC Sample: L2252599-05 Client ID: TRY_MW-601B 2

Surrogate (Extracted Internal Standard)	%Recovery	Qualifier	%Recovery	Qualifier	Acceptance Criteria
1H,1H,2H,2H-Perfluoro[1,2-13C2]Hexanesulfonic Acid (M2-4:2FTS)	56		52		14-167
Perfluoro[1,2,3,4,6-13C5]Hexanoic Acid (M5PFHxA)	78		66		66-128
Perfluoro[1,2,3,4-13C4]Heptanoic Acid (M4PFHpA)	75		**66**	Q	71-129
Perfluoro[1,2,3-13C3]Hexanesulfonic Acid (M3PFHxS)	78		**69**	Q	78-139
Perfluoro[13C8]Octanoic Acid (M8PFOA)	79		**67**	Q	75-130
1H,1H,2H,2H-Perfluoro[1,2-13C2]Octanesulfonic Acid (M2-6:2FTS)	63		54		20-154
Perfluoro[13C9]Nonanoic Acid (M9PFNA)	79		**68**	Q	72-140
Perfluoro[13C8]Octanesulfonic Acid (M8PFOS)	**76**	Q	**64**	Q	79-136
Perfluoro[1,2,3,4,5,6-13C6]Decanoic Acid (M6PFDA)	**74**	Q	**60**	Q	75-130
1H,1H,2H,2H-Perfluoro[1,2-13C2]Decanesulfonic Acid (M2-8:2FTS)	65		56		19-175
N-Deuteriomethylperfluoro-1-octanesulfonamidoacetic Acid (d3-NMeFOSAA)	**17**	Q	**16**	Q	31-134
Perfluoro[1,2,3,4,5,6,7-13C7]Undecanoic Acid (M7-PFUDA)	73		**58**	Q	61-155
N-Deuterioethylperfluoro-1-octanesulfonamidoacetic Acid (d5-NEtFOSAA)	**18**	Q	**18**	Q	34-137
Perfluoro[1,2-13C2]Dodecanoic Acid (MPFDOA)	63		**51**	Q	54-150
Perfluoro[1,2-13C2]Tetradecanoic Acid (M2PFTEDA)	24		**19**	Q	24-159
2,3,3,3-Tetrafluoro-2-[1,1,2,2,3,3,3-Heptafluoropropoxy]-13C3-Propanoic Acid (M3HFPO-DA)	92		80		10-203
Perfluoro[13C2]Hexadecanoic Acid (M2PFHxDA)	**2**	Q	**2**	Q	10-145
1H,1H,2H,2H-Perfluorododecane Sulfonate (M2D4-10:2FTS)	50		**39**	Q	50-150

Lab Duplicate Analysis
Batch Quality Control

Project Name: TROY MILLS SUPERFUND
Project Number: 04.0190987.33

Lab Number: L2252599
Report Date: 11/07/22

Parameter	Native Sample	Duplicate Sample	Units	RPD	Qual	RPD Limits
Perfluorinated Alkyl Acids by Isotope Dilution - Mansfield Lab Associated sample(s): 04-06 QC Batch ID: WG1692555-4 QC Sample: L2252599-05 Client ID: TRY_MW-601B 2						
Perfluorooctanesulfonamide (FOSA)	ND	ND	ng/g	NC		30
N-Methyl Perfluorooctane Sulfonamide (NMeFOSA)	ND	ND	ng/g	NC		30
N-Ethyl Perfluorooctane Sulfonamide (NEtFOSA)	ND	ND	ng/g	NC		30
N-Methyl Perfluorooctanesulfonamido Ethanol (NMeFOSE)	ND	ND	ng/g	NC		30
N-Ethyl Perfluorooctanesulfonamido Ethanol (NEtFOSE)	ND	ND	ng/g	NC		30

Surrogate (Extracted Internal Standard)	%Recovery	Qualifier	%Recovery	Qualifier	Acceptance Criteria
Perfluoro[13C8]Octanesulfonamide (M8FOSA)	72		72		5-117
N-Methyl-d3-Perfluoro-1-Octanesulfonamide (d3-NMeFOSA)	84		82		10-146
N-Ethyl-d5-Perfluoro-1-Octanesulfonamide (d5-NEtFOSA)	78		78		10-145
2-(N-Methyl-d3-Perfluoro-1-Octanesulfonamido)ethan-d4-ol (d7-NMeFOSE)	67		64		10-146
2-(N-Ethyl-d5-Perfluoro-1-Octanesulfonamido)ethan-d4-ol (d9-NEtFOSE)	64		61		10-129

Lab Duplicate Analysis
Batch Quality Control

Project Name: TROY MILLS SUPERFUND
Project Number: 04.0190987.33

Lab Number: L2252599
Report Date: 11/07/22

Parameter	Native Sample	Duplicate Sample	Units	RPD	Qual	RPD Limits
Perfluorinated Alkyl Acids by Isotope Dilution - Mansfield Lab Associated sample(s): 01-03,07 QC Batch ID: WG1693319-4 QC Sample: L2251265-04 Client ID: DUP Sample						
Perfluoroheptanoic Acid (PFHpA)	91.5	104	ng/l	13		30
Perfluorohexanesulfonic Acid (PFHxS)	42.4	42.1	ng/l	1		30
Perfluorooctanoic Acid (PFOA)	660	640	ng/l	3		30
Perfluorononanoic Acid (PFNA)	1.78	ND	ng/l	NC		30
Perfluorooctanesulfonic Acid (PFOS)	15.4F	15.1F	ng/l	2		30
Perfluorodecanoic Acid (PFDA)	ND	ND	ng/l	NC		30

Surrogate (Extracted Internal Standard)	%Recovery	Qualifier	%Recovery	Qualifier	Acceptance Criteria
Perfluoro[1,2,3,4-13C4]Heptanoic Acid (M4PFHpA)	91		90		60-129
Perfluoro[1,2,3-13C3]Hexanesulfonic Acid (M3PFHxS)	95		101		71-134
Perfluoro[13C8]Octanoic Acid (M8PFOA)	94		94		62-129
Perfluoro[13C9]Nonanoic Acid (M9PFNA)	98		99		59-139
Perfluoro[13C8]Octanesulfonic Acid (M8PFOS)	108		112		69-131
Perfluoro[1,2,3,4,5,6-13C6]Decanoic Acid (M6PFDA)	78		82		62-124

Lab Duplicate Analysis
Batch Quality Control

Project Name: TROY MILLS SUPERFUND
Project Number: 04.0190987.33

Lab Number: L2252599
Report Date: 11/07/22

Parameter	Native Sample	Duplicate Sample	Units	RPD	Qual	RPD Limits
Perfluorinated Alkyl Acids by Isotope Dilution - Mansfield Lab Associated sample(s): 02-03,07 QC Batch ID: WG1699742-4 QC Sample: L2254482-04 Client ID: DUP Sample						
Perfluorooctanoic Acid (PFOA)	6.32	4.99	ng/l	24		30
Perfluorononanoic Acid (PFNA)	ND	ND	ng/l	NC		30
Perfluorooctanesulfonic Acid (PFOS)	ND	ND	ng/l	NC		30

Surrogate (Extracted Internal Standard)	%Recovery	Qualifier	%Recovery	Qualifier	Acceptance Criteria
Perfluoro[13C8]Octanoic Acid (M8PFOA)	95		90		62-129
Perfluoro[13C9]Nonanoic Acid (M9PFNA)	92		85		59-139
Perfluoro[13C8]Octanesulfonic Acid (M8PFOS)	89		84		69-131

INORGANICS
&
MISCELLANEOUS

Project Name: TROY MILLS SUPERFUND
Project Number: 04.0190987.33

Lab Number: L2252599
Report Date: 11/07/22

SAMPLE RESULTS

Lab ID: L2252599-04
Client ID: TRY_MW-601B 1
Sample Location: TROY, NH

Date Collected: 09/19/22 09:30
Date Received: 09/23/22
Field Prep: Not Specified

Sample Depth:
Matrix: Soil

Parameter	Result	Qualifier	Units	RL	MDL	Dilution Factor	Date Prepared	Date Analyzed	Analytical Method	Analyst
General Chemistry - Mansfield Lab										
Solids, Total	87.6		%	0.100	--	1	-	09/27/22 15:40	121,2540G	VM

Project Name: TROY MILLS SUPERFUND
Project Number: 04.0190987.33

Lab Number: L2252599
Report Date: 11/07/22

SAMPLE RESULTS

Lab ID: L2252599-05
Client ID: TRY_MW-601B 2
Sample Location: TROY, NH

Date Collected: 09/19/22 10:10
Date Received: 09/23/22
Field Prep: Not Specified

Sample Depth:
Matrix: Soil

Parameter	Result	Qualifier	Units	RL	MDL	Dilution Factor	Date Prepared	Date Analyzed	Analytical Method	Analyst
General Chemistry - Mansfield Lab										
Solids, Total	96.7		%	0.100	--	1	-	09/27/22 15:40	121,2540G	VM

Project Name: TROY MILLS SUPERFUND
Project Number: 04.0190987.33

Lab Number: L2252599
Report Date: 11/07/22

SAMPLE RESULTS

Lab ID: L2252599-06
Client ID: TRY_MW-601B 3
Sample Location: TROY, NH

Date Collected: 09/19/22 10:50
Date Received: 09/23/22
Field Prep: Not Specified

Sample Depth:
Matrix: Soil

Parameter	Result	Qualifier	Units	RL	MDL	Dilution Factor	Date Prepared	Date Analyzed	Analytical Method	Analyst
General Chemistry - Mansfield Lab										
Solids, Total	86.2		%	0.100	--	1	-	09/27/22 15:40	121,2540G	VM

Lab Duplicate Analysis

Batch Quality Control

Project Name: TROY MILLS SUPERFUND

Project Number: 04.0190987.33

Lab Number: L2252599

Report Date: 11/07/22

Parameter	Native Sample	Duplicate Sample	Units	RPD	Qual	RPD Limits
General Chemistry - Mansfield Lab Associated sample(s): 04-06 QC Batch ID: WG1692655-1 QC Sample: L2252841-02 Client ID: DUP Sample						
Solids, Total	96.1	96.1	%	0		10

Project Name: TROY MILLS SUPERFUND
Project Number: 04.0190987.33

Lab Number: L2252599
Report Date: 11/07/22

Sample Receipt and Container Information

Were project specific reporting limits specified? YES

Cooler Information

Cooler	Custody Seal
A	Absent

Container Information

Container ID	Container Type	Cooler	Initial pH	Final pH	Temp deg C	Pres	Seal	Frozen Date/Time	Analysis(*)
L2252599-01A	Plastic 250ml unpreserved	A	NA		3.0	Y	Absent		A2-537-ISOTOPE-FULL(14)
L2252599-02A	Plastic 250ml unpreserved	A	NA		3.0	Y	Absent		A2-537-ISOTOPE-FULL(14)
L2252599-02B	Plastic 250ml unpreserved	A	NA		3.0	Y	Absent		A2-537-ISOTOPE-FULL(14)
L2252599-03A	Plastic 250ml unpreserved	A	NA		3.0	Y	Absent		A2-537-ISOTOPE-FULL(14)
L2252599-03B	Plastic 250ml unpreserved	A	NA		3.0	Y	Absent		A2-537-ISOTOPE-FULL(14)
L2252599-04A	Plastic 8oz unpreserved	A	NA		3.0	Y	Absent		A2-537-ISOTOPE-FULL(14)
L2252599-04B	Plastic 2oz unpreserved for TS	A	NA		3.0	Y	Absent		A2-TS(7)
L2252599-05A	Plastic 8oz unpreserved	A	NA		3.0	Y	Absent		A2-537-ISOTOPE-FULL(14)
L2252599-05B	Plastic 2oz unpreserved for TS	A	NA		3.0	Y	Absent		A2-TS(7)
L2252599-06A	Plastic 8oz unpreserved	A	NA		3.0	Y	Absent		A2-537-ISOTOPE-FULL(14)
L2252599-06B	Plastic 2oz unpreserved for TS	A	NA		3.0	Y	Absent		A2-TS(7)
L2252599-07A	Plastic 250ml unpreserved	A	NA		3.0	Y	Absent		A2-537-ISOTOPE-FULL(14)
L2252599-07B	Plastic 250ml unpreserved	A	NA		3.0	Y	Absent		A2-537-ISOTOPE-FULL(14)

*Values in parentheses indicate holding time in days

Project Name: TROY MILLS SUPERFUND
Project Number: 04.0190987.33

Lab Number: L2252599
Report Date: 11/07/22

PFAS PARAMETER SUMMARY

Parameter	Acronym	CAS Number
PERFLUOROALKYL CARBOXYLIC ACIDS (PFCAs)		
Perfluorooctadecanoic Acid	PFODA	16517-11-6
Perfluorohexadecanoic Acid	PFHxDA	67905-19-5
Perfluorotetradecanoic Acid	PFTA/PFTeDA	376-06-7
Perfluorotridecanoic Acid	PFTrDA	72629-94-8
Perfluorododecanoic Acid	PFDoA	307-55-1
Perfluoroundecanoic Acid	PFUnA	2058-94-8
Perfluorodecanoic Acid	PFDA	335-76-2
Perfluorononanoic Acid	PFNA	375-95-1
Perfluorooctanoic Acid	PFOA	335-67-1
Perfluoroheptanoic Acid	PFHpA	375-85-9
Perfluorohexanoic Acid	PFHxA	307-24-4
Perfluoropentanoic Acid	PFPeA	2706-90-3
Perfluorobutanoic Acid	PFBA	375-22-4
PERFLUOROALKYL SULFONIC ACIDS (PFSAs)		
Perfluorododecanesulfonic Acid	PFDoDS/PFDoS	79780-39-5
Perfluorodecanesulfonic Acid	PFDS	335-77-3
Perfluorononanesulfonic Acid	PFNS	68259-12-1
Perfluorooctanesulfonic Acid	PFOS	1763-23-1
Perfluoroheptanesulfonic Acid	PFHpS	375-92-8
Perfluorohexanesulfonic Acid	PFHxS	355-46-4
Perfluoropentanesulfonic Acid	PFPeS	2706-91-4
Perfluorobutanesulfonic Acid	PFBS	375-73-5
Perfluoropropanesulfonic Acid	PFPrS	423-41-6
FLUOROTELOMERS		
1H,1H,2H,2H-Perfluorododecanesulfonic Acid	10:2FTS	120226-60-0
1H,1H,2H,2H-Perfluorodecanesulfonic Acid	8:2FTS	39108-34-4
1H,1H,2H,2H-Perfluorooctanesulfonic Acid	6:2FTS	27619-97-2
1H,1H,2H,2H-Perfluorohexanesulfonic Acid	4:2FTS	757124-72-4
PERFLUOROALKANE SULFONAMIDES (FASAs)		
Perfluorooctanesulfonamide	FOSA/PFOSA	754-91-6
N-Ethyl Perfluorooctane Sulfonamide	NEtFOSA	4151-50-2
N-Methyl Perfluorooctane Sulfonamide	NMeFOSA	31506-32-8
PERFLUOROALKANE SULFONYL SUBSTANCES		
N-Ethyl Perfluorooctanesulfonamido Ethanol	NEtFOSE	1691-99-2
N-Methyl Perfluorooctanesulfonamido Ethanol	NMeFOSE	24448-09-7
N-Ethyl Perfluorooctanesulfonamidoacetic Acid	NEtFOSAA	2991-50-6
N-Methyl Perfluorooctanesulfonamidoacetic Acid	NMeFOSAA	2355-31-9
PER- and POLYFLUOROALKYL ETHER CARBOXYLIC ACIDS		
2,3,3,3-Tetrafluoro-2-[1,1,2,2,3,3,3-Heptafluoropropoxy]-Propanoic Acid	HFPO-DA	13252-13-6
4,8-Dioxa-3h-Perfluorononanoic Acid	ADONA	919005-14-4
CHLORO-PERFLUOROALKYL SULFONIC ACIDS		
11-Chloroeicosafluoro-3-Oxaundecane-1-Sulfonic Acid	11Cl-PF3OUdS	763051-92-9
9-Chlorohexadecafluoro-3-Oxanone-1-Sulfonic Acid	9Cl-PF3ONS	756426-58-1
PERFLUOROETHER SULFONIC ACIDS (PFESAs)		
Perfluoro(2-Ethoxyethane)Sulfonic Acid	PFEESA	113507-82-7
PERFLUOROETHER/POLYETHER CARBOXYLIC ACIDS (PFPCAs)		
Perfluoro-3-Methoxypropanoic Acid	PFMPA	377-73-1
Perfluoro-4-Methoxybutanoic Acid	PFMBA	863090-89-5
Nonafluoro-3,6-Dioxaheptanoic Acid	NFDHA	151772-58-6

Project Name: TROY MILLS SUPERFUND
Project Number: 04.0190987.33

Lab Number: L2252599
Report Date: 11/07/22

PFAS PARAMETER SUMMARY

Parameter	Acronym	CAS Number
FLUOROTELOMER CARBOXYLIC ACIDS (FTCAs)		
3-Perfluoroheptyl Propanoic Acid	7:3FTCA	812-70-4
2H,2H,3H,3H-Perfluorooctanoic Acid	5:3FTCA	914637-49-3
3-Perfluoropropyl Propanoic Acid	3:3FTCA	356-02-5

Project Name:	TROY MILLS SUPERFUND	**Lab Number:**	L2252599
Project Number:	04.0190987.33	**Report Date:**	11/07/22

GLOSSARY

Acronyms

DL - Detection Limit: This value represents the level to which target analyte concentrations are reported as estimated values, when those target analyte concentrations are quantified below the limit of quantitation (LOQ). The DL includes any adjustments from dilutions, concentrations or moisture content, where applicable. (DoD report formats only.)

EDL - Estimated Detection Limit: This value represents the level to which target analyte concentrations are reported as estimated values, when those target analyte concentrations are quantified below the reporting limit (RL). The EDL includes any adjustments from dilutions, concentrations or moisture content, where applicable. The use of EDLs is specific to the analysis of PAHs using Solid-Phase Microextraction (SPME).

EMPC - Estimated Maximum Possible Concentration: The concentration that results from the signal present at the retention time of an analyte when the ions meet all of the identification criteria except the ion abundance ratio criteria. An EMPC is a worst-case estimate of the concentration.

EPA - Environmental Protection Agency.

LCS - Laboratory Control Sample: A sample matrix, free from the analytes of interest, spiked with verified known amounts of analytes or a material containing known and verified amounts of analytes.

LCSD - Laboratory Control Sample Duplicate: Refer to LCS.

LFB - Laboratory Fortified Blank: A sample matrix, free from the analytes of interest, spiked with verified known amounts of analytes or a material containing known and verified amounts of analytes.

LOD - Limit of Detection: This value represents the level to which a target analyte can reliably be detected for a specific analyte in a specific matrix by a specific method. The LOD includes any adjustments from dilutions, concentrations or moisture content, where applicable. (DoD report formats only.)

LOQ - Limit of Quantitation: The value at which an instrument can accurately measure an analyte at a specific concentration. The LOQ includes any adjustments from dilutions, concentrations or moisture content, where applicable. (DoD report formats only.)

Limit of Quantitation: The value at which an instrument can accurately measure an analyte at a specific concentration. The LOQ includes any adjustments from dilutions, concentrations or moisture content, where applicable. (DoD report formats only.)

MDL - Method Detection Limit: This value represents the level to which target analyte concentrations are reported as estimated values, when those target analyte concentrations are quantified below the reporting limit (RL). The MDL includes any adjustments from dilutions, concentrations or moisture content, where applicable.

MS - Matrix Spike Sample: A sample prepared by adding a known mass of target analyte to a specified amount of matrix sample for which an independent estimate of target analyte concentration is available. For Method 332.0, the spike recovery is calculated using the native concentration, including estimated values.

MSD - Matrix Spike Sample Duplicate: Refer to MS.

NA - Not Applicable.

NC - Not Calculated: Term is utilized when one or more of the results utilized in the calculation are non-detect at the parameter's reporting unit.

NDPA/DPA - N-Nitrosodiphenylamine/Diphenylamine.

NI - Not Ignitable.

NP - Non-Plastic: Term is utilized for the analysis of Atterberg Limits in soil.

NR - No Results: Term is utilized when 'No Target Compounds Requested' is reported for the analysis of Volatile or Semivolatile Organic TIC only requests.

RL - Reporting Limit: The value at which an instrument can accurately measure an analyte at a specific concentration. The RL includes any adjustments from dilutions, concentrations or moisture content, where applicable.

RPD - Relative Percent Difference: The results from matrix and/or matrix spike duplicates are primarily designed to assess the precision of analytical results in a given matrix and are expressed as relative percent difference (RPD). Values which are less than five times the reporting limit for any individual parameter are evaluated by utilizing the absolute difference between the values; although the RPD value will be provided in the report.

SRM - Standard Reference Material: A reference sample of a known or certified value that is of the same or similar matrix as the associated field samples.

STLP - Semi-dynamic Tank Leaching Procedure per EPA Method 1315.

TEF - Toxic Equivalency Factors: The values assigned to each dioxin and furan to evaluate their toxicity relative to 2,3,7,8-TCDD.

TEQ - Toxic Equivalent: The measure of a sample's toxicity derived by multiplying each dioxin and furan by its corresponding TEF and then summing the resulting values.

TIC - Tentatively Identified Compound: A compound that has been identified to be present and is not part of the target compound list (TCL) for the method and/or program. All TICs are qualitatively identified and reported as estimated concentrations.

Project Name:	TROY MILLS SUPERFUND	**Lab Number:**	L2252599
Project Number:	04.0190987.33	**Report Date:**	11/07/22

Footnotes

1 - The reference for this analyte should be considered modified since this analyte is absent from the target analyte list of the original method.

Terms

Analytical Method: Both the document from which the method originates and the analytical reference method. (Example: EPA 8260B is shown as 1,8260B.) The codes for the reference method documents are provided in the References section of the Addendum.

Chlordane: The target compound Chlordane (CAS No. 57-74-9) is reported for GC ECD analyses. Per EPA,this compound "refers to a mixture of chlordane isomers, other chlorinated hydrocarbons and numerous other components." (Reference: USEPA Toxicological Review of Chlordane, In Support of Summary Information on the Integrated Risk Information System (IRIS), December 1997.)

Difference: With respect to Total Oxidizable Precursor (TOP) Assay analysis, the difference is defined as the Post-Treatment value minus the Pre-Treatment value.

Final pH: As it pertains to Sample Receipt & Container Information section of the report, Final pH reflects pH of container determined after adjustment at the laboratory, if applicable. If no adjustment required, value reflects Initial pH.

Frozen Date/Time: With respect to Volatile Organics in soil, Frozen Date/Time reflects the date/time at which associated Reagent Water-preserved vials were initially frozen. Note: If frozen date/time is beyond 48 hours from sample collection, value will be reflected in 'bold'.

Gasoline Range Organics (GRO): Gasoline Range Organics (GRO) results include all chromatographic peaks eluting from Methyl tert butyl ether through Naphthalene, with the exception of GRO analysis in support of State of Ohio programs, which includes all chromatographic peaks eluting from Hexane through Dodecane.

Initial pH: As it pertains to Sample Receipt & Container Information section of the report, Initial pH reflects pH of container determined upon receipt, if applicable.

PAH Total: With respect to Alkylated PAH analyses, the 'PAHs, Total' result is defined as the summation of results for all or a subset of the following compounds: Naphthalene, C1-C4 Naphthalenes, 2-Methylnaphthalene, 1-Methylnaphthalene, Biphenyl, Acenaphthylene, Acenaphthene, Fluorene, C1-C3 Fluorenes, Phenanthrene, C1-C4 Phenanthrenes/Anthracenes, Anthracene, Fluoranthene, Pyrene, C1-C4 Fluoranthenes/Pyrenes, Benz(a)anthracene, Chrysene, C1-C4 Chrysenes, Benzo(b)fluoranthene, Benzo(j)+(k)fluoranthene, Benzo(e)pyrene, Benzo(a)pyrene, Perylene, Indeno(1,2,3-cd)pyrene, Dibenz(ah)+(ac)anthracene, Benzo(g,h,i)perylene. If a 'Total' result is requested, the results of its individual components will also be reported.

PFAS Total: With respect to PFAS analyses, the 'PFAS, Total (5)' result is defined as the summation of results for: PFHpA, PFHxS, PFOA, PFNA and PFOS. In addition, the 'PFAS, Total (6)' result is defined as the summation of results for: PFHpA, PFHxS, PFOA, PFNA, PFDA and PFOS. For MassDEP DW compliance analysis only, the 'PFAS, Total (6)' result is defined as the summation of results at or above the RL. Note: If a 'Total' result is requested, the results of its individual components will also be reported.

Total: With respect to Organic analyses, a 'Total' result is defined as the summation of results for individual isomers or Aroclors. If a 'Total' result is requested, the results of its individual components will also be reported. This is applicable to 'Total' results for methods 8260, 8081 and 8082.

Data Qualifiers

A - Spectra identified as "Aldol Condensates" are byproducts of the extraction/concentration procedures when acetone is introduced in the process.

B - The analyte was detected above the reporting limit in the associated method blank. Flag only applies to associated field samples that have detectable concentrations of the analyte at less than ten times (10x) the concentration found in the blank. For MCP-related projects, flag only applies to associated field samples that have detectable concentrations of the analyte at less than ten times (10x) the concentration found in the blank. For DOD-related projects, flag only applies to associated field samples that have detectable concentrations of the analyte at less than ten times (10x) the concentration found in the blank AND the analyte was detected above one-half the reporting limit (or above the reporting limit for common lab contaminants) in the associated method blank. For NJ-Air-related projects, flag only applies to associated field samples that have detectable concentrations of the analyte above the reporting limit. For NJ-related projects (excluding Air), flag only applies to associated field samples that have detectable concentrations of the analyte, which was detected above the reporting limit in the associated method blank or above five times the reporting limit for common lab contaminants (Phthalates, Acetone, Methylene Chloride, 2-Butanone).

C - Co-elution: The target analyte co-elutes with a known lab standard (i.e. surrogate, internal standards, etc.) for co-extracted analyses.

D - Concentration of analyte was quantified from diluted analysis. Flag only applies to field samples that have detectable concentrations of the analyte.

E - Concentration of analyte exceeds the range of the calibration curve and/or linear range of the instrument.

F - The ratio of quantifier ion response to qualifier ion response falls outside of the laboratory criteria. Results are considered to be an estimated maximum concentration.

G - The concentration may be biased high due to matrix interferences (i.e, co-elution) with non-target compound(s). The result should be considered estimated.

H - The analysis of pH was performed beyond the regulatory-required holding time of 15 minutes from the time of sample collection.

I - The lower value for the two columns has been reported due to obvious interference.

J - Estimated value. This represents an estimated concentration for Tentatively Identified Compounds (TICs).

M - Reporting Limit (RL) exceeds the MCP CAM Reporting Limit for this analyte.

Report Format: Data Usability Report

Project Name:	TROY MILLS SUPERFUND	**Lab Number:**	L2252599
Project Number:	04.0190987.33	**Report Date:**	11/07/22

Data Qualifiers

ND - Not detected at the reporting limit (RL) for the sample.

NJ - Presumptive evidence of compound. This represents an estimated concentration for Tentatively Identified Compounds (TICs), where the identification is based on a mass spectral library search.

P - The RPD between the results for the two columns exceeds the method-specified criteria.

Q - The quality control sample exceeds the associated acceptance criteria. For DOD-related projects, LCS and/or Continuing Calibration Standard exceedences are also qualified on all associated sample results. Note: This flag is not applicable for matrix spike recoveries when the sample concentration is greater than 4x the spike added or for batch duplicate RPD when the sample concentrations are less than 5x the RL. (Metals only.)

R - Analytical results are from sample re-analysis.

RE - Analytical results are from sample re-extraction.

S - Analytical results are from modified screening analysis.

V - The surrogate associated with this target analyte has a recovery outside the QC acceptance limits. (Applicable to MassDEP DW Compliance samples only.)

Z - The batch matrix spike and/or duplicate associated with this target analyte has a recovery/RPD outside the QC acceptance limits. (Applicable to MassDEP DW Compliance samples only.)

REFERENCES

121 Standard Methods for the Examination of Water and Wastewater. APHA-AWWA-WEF. Standard Methods Online.

134 Determination of Selected Perfluorinated Alkyl Acids in Drinking Water by Solid Phase Extraction and Liquid Chromatography/Tandem Mass Spectrometry (LC/MS/MS) using Isotope Dilution. Alpha SOP 23528.

LIMITATION OF LIABILITIES

Alpha Analytical performs services with reasonable care and diligence normal to the analytical testing laboratory industry. In the event of an error, the sole and exclusive responsibility of Alpha Analytical shall be to re-perform the work at it's own expense. In no event shall Alpha Analytical be held liable for any incidental, consequential or special damages, including but not limited to, damages in any way connected with the use of, interpretation of, information or analysis provided by Alpha Analytical.

We strongly urge our clients to comply with EPA protocol regarding sample volume, preservation, cooling, containers, sampling procedures, holding time and splitting of samples in the field.

Certification Information

The following analytes are not included in our Primary NELAP Scope of Accreditation:

Westborough Facility
EPA 624/624.1: m/p-xylene, o-xylene, Naphthalene
EPA 625/625.1: alpha-Terpineol
EPA 8260C/8260D: NPW: 1,2,4,5-Tetramethylbenzene; 4-Ethyltoluene, Azobenzene; SCM: Iodomethane (methyl iodide), 1,2,4,5-Tetramethylbenzene; 4-Ethyltoluene.
EPA 8270D/8270E: NPW: Dimethylnaphthalene,1,4-Diphenylhydrazine, alpha-Terpineol; SCM: Dimethylnaphthalene,1,4-Diphenylhydrazine.
SM4500: NPW: Amenable Cyanide; SCM: Total Phosphorus, TKN, NO2, NO3.

Mansfield Facility
SM 2540D: TSS
EPA 8082A: NPW: PCB: 1, 5, 31, 87,101, 110, 141, 151, 153, 180, 183, 187.
EPA TO-15: Halothane, 2,4,4-Trimethyl-2-pentene, 2,4,4-Trimethyl-1-pentene, Thiophene, 2-Methylthiophene, 3-Methylthiophene, 2-Ethylthiophene, 1,2,3-Trimethylbenzene, Indan, Indene, 1,2,4,5-Tetramethylbenzene, Benzothiophene, 1-Methylnaphthalene.
Biological Tissue Matrix: EPA 3050B

The following analytes are included in our Massachusetts DEP Scope of Accreditation

Westborough Facility:

Drinking Water
EPA 300.0: Chloride, Nitrate-N, Fluoride, Sulfate; **EPA 353.2**: Nitrate-N, Nitrite-N; **SM4500NO3-F**: Nitrate-N, Nitrite-N; **SM4500F-C, SM4500CN-CE, EPA 180.1, SM2130B, SM4500Cl-D, SM2320B, SM2540C, SM4500H-B, SM4500NO2-B**
EPA 332: Perchlorate; **EPA 524.2:** THMs and VOCs; **EPA 504.1:** EDB, DBCP.
Microbiology: **SM9215B; SM9223-P/A, SM9223B-Colilert-QT,SM9222D**.

Non-Potable Water
SM4500H,B, EPA 120.1, SM2510B, SM2540C, SM2320B, SM4500CL-E, SM4500F-BC, SM4500NH3-BH: Ammonia-N and Kjeldahl-N, **EPA 350.1**: Ammonia-N, **LACHAT 10-107-06-1-B**: Ammonia-N, **EPA 351.1, SM4500NO3-F, EPA 353.2**: Nitrate-N**, SM4500P-E, SM4500P-B, E, SM4500SO4-E, SM5220D, EPA 410.4, SM5210B, SM5310C, SM4500CL-D, EPA 1664, EPA 420.1, SM4500-CN-CE, SM2540D, EPA 300: Chloride, Sulfate, Nitrate.**
EPA 624.1: Volatile Halocarbons & Aromatics,
EPA 608.3: Chlordane, Toxaphene, Aldrin, alpha-BHC, beta-BHC, gamma-BHC, delta-BHC, Dieldrin, DDD, DDE, DDT, Endosulfan I, Endosulfan II, Endosulfan sulfate, Endrin, Endrin Aldehyde, Heptachlor, Heptachlor Epoxide, PCBs
EPA 625.1: SVOC (Acid/Base/Neutral Extractables), **EPA 600/4-81-045**: PCB-Oil.
Microbiology: **SM9223B-Colilert-QT; Enterolert-QT, SM9221E, EPA 1600, EPA 1603, SM9222D.**

Mansfield Facility:

Drinking Water
EPA 200.7: Al, Ba, Cd, Cr, Cu, Fe, Mn, Ni, Na, Ag, Ca, Zn. **EPA 200.8:** Al, Sb, As, Ba, Be, Cd, Cr, Cu, Pb, Mn, Ni, Se, Ag, TL, Zn. **EPA 245.1** Hg.
EPA 522, EPA 537.1.

Non-Potable Water
EPA 200.7: Al, Sb, As, Be, Cd, Ca, Cr, Co, Cu, Fe, Pb, Mg, Mn, Mo, Ni, K, Se, Ag, Na, Sr, TL, Ti, V, Zn.
EPA 200.8: Al, Sb**,** As, Be, Cd, Cr, Cu, Fe, Pb, Mn, Ni, K, Se, Ag, Na, TL, Zn.
EPA 245.1 Hg.
SM2340B

For a complete listing of analytes and methods, please contact your Alpha Project Manager.

CHAIN OF CUSTODY

PAGE 1 OF 1

Date Rec'd in Lab: 9/24/22

ALPHA Job #: L2252599

ALPHA ANALYTICAL
WESTBORO, MA TEL: 508-898-9220 FAX: 508-898-9193
MANSFIELD, MA TEL: 508-822-9300 FAX: 508-822-3288

Client Information

Client: NHDES
Address: 29 Hazen Drive
Concord, NH 03302
Phone: 603-271-3649
Fax: —
Email: See comments
☐ These samples have been previously analyzed by Alpha

Project Information

Project Name: Troy Mills Superfund
Project Location: Troy, NH
Project #: 04.0190987.33
Project Manager: Michael Summerlin
ALPHA Quote #: Contract #1081921

Turn-Around Time

☒ Standard ☐ RUSH (only confirmed if pre-approved)
Date Due: Time:

Report Information - Data Deliverables

☐ FAX ☒ EMAIL
☒ ADEx ☐ Add'l Deliverables

Billing Information

☒ Same as Client Info PO #: 2590-03"T"

Regulatory Requirements/Report Limits

State /Fed Program	Criteria
NHDES	Sampling and Analysis Plan limits

Other Project Specific Requirements/Comments/Detection Limits:
Email login receipts, lab reports, and billings to michael.d.summerlin@nhdes.nh.gov and megan.murphy@gza.com. Please provide excel files formatted for upload to the NHDES EMD and for GZA EQuIS upload. Temp blank included in cooler.

ANALYSIS: PFAS (NHDES Contract HO-Compound List)

SAMPLE HANDLING
Filtration: ☐ Done ☒ Not needed ☐ Lab to do
Preservation: ☐ Lab to do (Please specify below)

ALPHA Lab ID (Lab Use Only)	Sample ID	Collection Date	Collection Time	Sample Matrix	Sampler's Initials	PFAS	Sample Specific Comments	TOTAL # BOTTLES
L2599-01	FIELD BLANK-DYRNESS	9/19/22	0850	AQ	EBD	X		1
-02	EQUIP BLANK	9/19/22	0900	AQ	EBD	X	SPLIT SPOON	2
-03	DRILL WATER	9/19/22	0915	AQ	EBD	X	Drilex Shop	2
-04	TRY_MW-601B 1	9/19/22	0930	S	EBD	X		1
-05	TRY_MW-601B 2	9/19/22	1010	S	EBD	X		1
-06	TRY_MW-601B 3	9/19/22	1050	S	EBD	X		1
-07	DRILL WATER	9/21/22	1420	AQ	EBD	X	Rockward Pond	2

mem 9-23-22

Container Type			
Preservative			

Relinquished By:	Date/Time	Received By:	Date/Time
[illegible]	9/21/22 1550	[illegible]	9/21/22 1550
[illegible]	9/23/22 1235	[illegible]	9/23/22 1235

Please print clearly, legibly and completely. Samples can not be logged in and turnaround time clock will not start until any ambiguities are resolved. All samples submitted are subject to Alpha's Terms and Conditions. See reverse side.

R. [illegible] 9/22/22 1550
Rel. by-Tom/Tess @ AAL 9/23/22 20:15
REC- [illegible] 9/23 2015

MCL - 9/24/22 0710

K. Morales 9/26/22 0710

ANALYTICAL REPORT

Lab Number:	L2261519
Client:	GZA GeoEnvironmental, Inc. / NHDES PO Box 95 29 Hazen Drive Concord, NH 03302-0095
ATTN:	Michael Summerlin
Phone:	(603) 271-3649
Project Name:	TROY MILLS LANDFILL SUPERFUND
Project Number:	04.0190987.33
Report Date:	12/09/22

The original project report/data package is held by Alpha Analytical. This report/data package is paginated and should be reproduced only in its entirety. Alpha Analytical holds no responsibility for results and/or data that are not consistent with the original.

Certifications & Approvals: MA (M-MA030), NH NELAP (2062), CT (PH-0141), DoD (L2474), FL (E87814), IL (200081), LA (85084), ME (MA00030), MD (350), NJ (MA015), NY (11627), NC (685), OH (CL106), PA (68-02089), RI (LAO00299), TX (T104704419), VT (VT-0015), VA (460194), WA (C954), US Army Corps of Engineers, USDA (Permit #P330-17-00150), USFWS (Permit #206964).

320 Forbes Boulevard, Mansfield, MA 02048-1806
508-822-9300 (Fax) 508-822-3288 800-624-9220 - www.alphalab.com

Project Name: TROY MILLS LANDFILL SUPERFUND
Project Number: 04.0190987.33

Lab Number: L2261519
Report Date: 12/09/22

Alpha Sample ID	Client ID	Matrix	Sample Location	Collection Date/Time	Receive Date
L2261519-01	TRY_MW-901S-1	SOIL	TROY, NH	10/28/22 08:05	11/02/22
L2261519-02	TRY_MW-901S-2	SOIL	TROY, NH	10/28/22 09:15	11/02/22
L2261519-03	TRY_MW-901S-2 DUP	SOIL	TROY, NH	10/28/22 09:15	11/02/22
L2261519-04	TRY_MW-901S-3	SOIL	TROY, NH	10/28/22 10:20	11/02/22

Project Name:	TROY MILLS LANDFILL SUPERFUND	**Lab Number:**	L2261519
Project Number:	04.0190987.33	**Report Date:**	12/09/22

Case Narrative

The samples were received in accordance with the Chain of Custody and no significant deviations were encountered during the preparation or analysis unless otherwise noted. Sample Receipt, Container Information, and the Chain of Custody are located at the back of the report.

Results contained within this report relate only to the samples submitted under this Alpha Lab Number and meet NELAP requirements for all NELAP accredited parameters unless otherwise noted in the following narrative. The data presented in this report is organized by parameter (i.e. VOC, SVOC, etc.). Sample specific Quality Control data (i.e. Surrogate Spike Recovery) is reported at the end of the target analyte list for each individual sample, followed by the Laboratory Batch Quality Control at the end of each parameter. Tentatively Identified Compounds (TICs), if requested, are reported for compounds identified to be present and are not part of the method/program Target Compound List, even if only a subset of the TCL are being reported. If a sample was re-analyzed or re-extracted due to a required quality control corrective action and if both sets of data are reported, the Laboratory ID of the re-analysis or re-extraction is designated with an "R" or "RE", respectively.

When multiple Batch Quality Control elements are reported (e.g. more than one LCS), the associated samples for each element are noted in the grey shaded header line of each data table. Any Laboratory Batch, Sample Specific % recovery or RPD value that is outside the listed Acceptance Criteria is bolded in the report. In reference to questions H (CAM) or 4 (RCP) when "NO" is checked, the performance criteria for CAM and RCP methods allow for some quality control failures to occur and still be within method compliance. In these instances, the specific failure is not narrated but noted in the associated QC Outlier Summary Report, located directly after the Case Narrative. QC information is also incorporated in the Data Usability Assessment table (Format 11) of our Data Merger tool, where it can be reviewed in conjunction with the sample result, associated regulatory criteria and any associated data usability implications.

Soil/sediments, solids and tissues are reported on a dry weight basis unless otherwise noted. Definitions of all data qualifiers and acronyms used in this report are provided in the Glossary located at the back of the report.

HOLD POLICY - For samples submitted on hold, Alpha's policy is to hold samples (with the exception of Air canisters) free of charge for 21 calendar days from the date the project is completed. After 21 calendar days, we will dispose of all samples submitted including those put on hold unless you have contacted your Alpha Project Manager and made arrangements for Alpha to continue to hold the samples. Air canisters will be disposed after 3 business days from the date the project is completed.

Please contact Project Management at 800-624-9220 with any questions.

Project Name:	TROY MILLS LANDFILL SUPERFUND	**Lab Number:**	L2261519
Project Number:	04.0190987.33	**Report Date:**	12/09/22

Case Narrative (continued)

Report Revision

December 09, 2022: The Perfluorinated Alkyl Acids by Isotope Dilution analyte list has been amended on -01.

Perfluorinated Alkyl Acids by Isotope Dilution

L2261519-01, -02, -03, and -04: The MeOH fraction of the extraction is reported for the following compounds: Perfluorooctanesulfonamide (FOSA), N-Methyl Perfluorooctane Sulfonamide (NMeFOSA), N-Ethyl Perfluorooctane Sulfonamide (NEtFOSA), N-Methyl Perfluorooctanesulfonamido Ethanol (NMeFOSE), and N-Ethyl Perfluorooctanesulfonamido Ethanol (NEtFOSE) due to better extraction efficiency of the Surrogates (Extracted Internal Standards).

L2261519-02, WG1710058-1 and WG1710058-2: Extracted Internal Standard recoveries were outside the acceptance criteria for individual analytes. Please refer to the surrogate section of the report for details.

I, the undersigned, attest under the pains and penalties of perjury that, to the best of my knowledge and belief and based upon my personal inquiry of those responsible for providing the information contained in this analytical report, such information is accurate and complete. This certificate of analysis is not complete unless this page accompanies any and all pages of this report.

Authorized Signature: Michael Chang Michael Chang

Title: Technical Director/Representative Date: 12/09/22

ORGANICS

SEMIVOLATILES

Project Name: TROY MILLS LANDFILL SUPERFUND **Lab Number:** L2261519

Project Number: 04.0190987.33 **Report Date:** 12/09/22

SAMPLE RESULTS

Lab ID: L2261519-01
Client ID: TRY_MW-901S-1
Sample Location: TROY, NH

Date Collected: 10/28/22 08:05
Date Received: 11/02/22
Field Prep: Not Specified

Sample Depth:
Matrix: Soil
Analytical Method: 134,LCMSMS-ID
Analytical Date: 12/02/22 08:33
Analyst: AC
Percent Solids: 87%

Extraction Method: ALPHA 23528
Extraction Date: 11/09/22 15:45

Parameter	Result	Qualifier	Units	RL	MDL	Dilution Factor
Perfluorinated Alkyl Acids by Isotope Dilution - Mansfield Lab						
Perfluorobutanoic Acid (PFBA)	ND		ng/g	0.518	--	1
Perfluoropentanoic Acid (PFPeA)	ND		ng/g	0.518	--	1
Perfluorobutanesulfonic Acid (PFBS)	ND		ng/g	0.259	--	1
1H,1H,2H,2H-Perfluorohexanesulfonic Acid (4:2FTS)	ND		ng/g	1.04	--	1
Perfluorohexanoic Acid (PFHxA)	0.890		ng/g	0.518	--	1
Perfluoropentanesulfonic Acid (PFPeS)	ND		ng/g	1.04	--	1
Perfluoroheptanoic Acid (PFHpA)	1.04		ng/g	0.259	--	1
Perfluorohexanesulfonic Acid (PFHxS)	ND		ng/g	0.259	--	1
Perfluorooctanoic Acid (PFOA)	2.76		ng/g	0.259	--	1
1H,1H,2H,2H-Perfluorooctanesulfonic Acid (6:2FTS)	ND		ng/g	0.518	--	1
Perfluoroheptanesulfonic Acid (PFHpS)	ND		ng/g	0.518	--	1
Perfluorononanoic Acid (PFNA)	1.76		ng/g	0.259	--	1
Perfluorooctanesulfonic Acid (PFOS)	4.10		ng/g	0.259	--	1
Perfluorodecanoic Acid (PFDA)	11.8		ng/g	0.259	--	1
1H,1H,2H,2H-Perfluorodecanesulfonic Acid (8:2FTS)	ND		ng/g	0.518	--	1
Perfluorononanesulfonic Acid (PFNS)	ND		ng/g	1.04	--	1
N-Methyl Perfluorooctanesulfonamidoacetic Acid (NMeFOSAA)	0.686		ng/g	0.518	--	1
Perfluoroundecanoic Acid (PFUnA)	4.10		ng/g	0.518	--	1
Perfluorodecanesulfonic Acid (PFDS)	ND		ng/g	0.518	--	1
N-Ethyl Perfluorooctanesulfonamidoacetic Acid (NEtFOSAA)	2.22		ng/g	0.518	--	1
Perfluorododecanoic Acid (PFDoA)	6.52		ng/g	0.518	--	1
Perfluorotridecanoic Acid (PFTrDA)	1.61		ng/g	0.518	--	1
Perfluorotetradecanoic Acid (PFTA)	2.23		ng/g	0.518	--	1
2,3,3,3-Tetrafluoro-2-[1,1,2,2,3,3,3-Heptafluoropropoxy]-Propanoic Acid (HFPO-DA)	ND		ng/g	10.4	--	1
4,8-Dioxa-3h-Perfluorononanoic Acid (ADONA)	ND		ng/g	1.04	--	1
Perfluorohexadecanoic Acid (PFHxDA)	ND		ng/g	2.59	--	1
Perfluorooctadecanoic Acid (PFODA)	ND		ng/g	2.59	--	1

Project Name: TROY MILLS LANDFILL SUPERFUND **Lab Number:** L2261519

Project Number: 04.0190987.33 **Report Date:** 12/09/22

SAMPLE RESULTS

Lab ID: L2261519-01 Date Collected: 10/28/22 08:05

Client ID: TRY_MW-901S-1 Date Received: 11/02/22

Sample Location: TROY, NH Field Prep: Not Specified

Sample Depth:

Parameter	Result	Qualifier	Units	RL	MDL	Dilution Factor
Perfluorinated Alkyl Acids by Isotope Dilution - Mansfield Lab						
Perfluorododecane Sulfonic Acid (PFDoDS)	ND		ng/g	1.04	--	1
1H,1H,2H,2H-Perfluorododecanesulfonic Acid (10:2FTS)	ND		ng/g	1.04	--	1
9-Chlorohexadecafluoro-3-Oxanone-1-Sulfonic Acid (9Cl-PF3ONS)	ND		ng/g	1.04	--	1
11-Chloroeicosafluoro-3-Oxaundecane-1-Sulfonic Acid (11Cl-PF3OUdS)	ND		ng/g	1.04	--	1
Perfluoro-3-Methoxypropanoic Acid (PFMPA)	ND		ng/g	1.04	--	1
Perfluoro-4-Methoxybutanoic Acid (PFMBA)	ND		ng/g	1.04	--	1
Perfluoro(2-Ethoxyethane)Sulfonic Acid (PFEESA)	ND		ng/g	1.04	--	1
Nonafluoro-3,6-Dioxaheptanoic Acid (NFDHA)	ND		ng/g	1.04	--	1

Surrogate (Extracted Internal Standard)	% Recovery	Qualifier	Acceptance Criteria
Perfluoro[13C4]Butanoic Acid (MPFBA)	87		61-135
Perfluoro[13C5]Pentanoic Acid (M5PFPEA)	83		58-150
Perfluoro[2,3,4-13C3]Butanesulfonic Acid (M3PFBS)	109		74-139
1H,1H,2H,2H-Perfluoro[1,2-13C2]Hexanesulfonic Acid (M2-4:2FTS)	137		14-167
Perfluoro[1,2,3,4,6-13C5]Hexanoic Acid (M5PFHxA)	95		66-128
Perfluoro[1,2,3,4-13C4]Heptanoic Acid (M4PFHpA)	94		71-129
Perfluoro[1,2,3-13C3]Hexanesulfonic Acid (M3PFHxS)	103		78-139
Perfluoro[13C8]Octanoic Acid (M8PFOA)	86		75-130
1H,1H,2H,2H-Perfluoro[1,2-13C2]Octanesulfonic Acid (M2-6:2FTS)	103		20-154
Perfluoro[13C9]Nonanoic Acid (M9PFNA)	82		72-140
Perfluoro[13C8]Octanesulfonic Acid (M8PFOS)	86		79-136
Perfluoro[1,2,3,4,5,6-13C6]Decanoic Acid (M6PFDA)	82		75-130
1H,1H,2H,2H-Perfluoro[1,2-13C2]Decanesulfonic Acid (M2-8:2FTS)	89		19-175
N-Deuteriomethylperfluoro-1-octanesulfonamidoacetic Acid (d3-NMeFOSAA)	72		31-134
Perfluoro[1,2,3,4,5,6,7-13C7]Undecanoic Acid (M7-PFUDA)	99		61-155
N-Deuterioethylperfluoro-1-octanesulfonamidoacetic Acid (d5-NEtFOSAA)	74		34-137
Perfluoro[1,2-13C2]Dodecanoic Acid (MPFDOA)	86		54-150
Perfluoro[1,2-13C2]Tetradecanoic Acid (M2PFTEDA)	89		24-159
2,3,3,3-Tetrafluoro-2-[1,1,2,2,3,3,3-Heptafluoropropoxy]-13C3-Propanoic Acid (M3HFPO-DA)	113		10-203
Perfluoro[13C2]Hexadecanoic Acid (M2PFHxDA)	88		10-145
1H,1H,2H,2H-Perfluorododecane Sulfonate (M2D4-10:2FTS)	88		50-150

Project Name: TROY MILLS LANDFILL SUPERFUND **Lab Number:** L2261519

Project Number: 04.0190987.33 **Report Date:** 12/09/22

SAMPLE RESULTS

Lab ID: L2261519-01
Client ID: TRY_MW-901S-1
Sample Location: TROY, NH

Date Collected: 10/28/22 08:05
Date Received: 11/02/22
Field Prep: Not Specified

Sample Depth:
Matrix: Soil
Analytical Method: 134,LCMSMS-ID
Analytical Date: 12/05/22 14:41
Analyst: JW
Percent Solids: 87%

Extraction Method: ALPHA 23528
Extraction Date: 11/09/22 15:45

Parameter	Result	Qualifier	Units	RL	MDL	Dilution Factor
Perfluorinated Alkyl Acids by Isotope Dilution - Mansfield Lab						
Perfluorooctanesulfonamide (FOSA)	ND		ng/g	0.518	--	1
N-Methyl Perfluorooctane Sulfonamide (NMeFOSA)	ND		ng/g	1.04	--	1
N-Ethyl Perfluorooctane Sulfonamide (NEtFOSA)	ND		ng/g	1.04	--	1
N-Methyl Perfluorooctanesulfonamido Ethanol (NMeFOSE)	ND		ng/g	2.07	--	1
N-Ethyl Perfluorooctanesulfonamido Ethanol (NEtFOSE)	ND		ng/g	2.07	--	1

Surrogate (Extracted Internal Standard)	% Recovery	Qualifier	Acceptance Criteria
Perfluoro[13C8]Octanesulfonamide (M8FOSA)	79		5-117
N-Methyl-d3-Perfluoro-1-Octanesulfonamide (d3-NMeFOSA)	79		10-146
N-Ethyl-d5-Perfluoro-1-Octanesulfonamide (d5-NEtFOSA)	84		10-145
2-(N-Methyl-d3-Perfluoro-1-Octanesulfonamido)ethan-d4-ol (d7-NMeFOSE)	80		10-146
2-(N-Ethyl-d5-Perfluoro-1-Octanesulfonamido)ethan-d4-ol (d9-NEtFOSE)	84		10-129

Project Name: TROY MILLS LANDFILL SUPERFUND **Lab Number:** L2261519

Project Number: 04.0190987.33 **Report Date:** 12/09/22

SAMPLE RESULTS

Lab ID: L2261519-02
Client ID: TRY_MW-901S-2
Sample Location: TROY, NH

Date Collected: 10/28/22 09:15
Date Received: 11/02/22
Field Prep: Not Specified

Sample Depth:
Matrix: Soil
Analytical Method: 134,LCMSMS-ID
Analytical Date: 12/02/22 08:50
Analyst: AC
Percent Solids: 84%

Extraction Method: ALPHA 23528
Extraction Date: 11/09/22 15:45

Parameter	Result	Qualifier	Units	RL	MDL	Dilution Factor
Perfluorinated Alkyl Acids by Isotope Dilution - Mansfield Lab						
Perfluorobutanoic Acid (PFBA)	ND		ng/g	0.575	--	1
Perfluoropentanoic Acid (PFPeA)	ND		ng/g	0.575	--	1
Perfluorobutanesulfonic Acid (PFBS)	ND		ng/g	0.288	--	1
1H,1H,2H,2H-Perfluorohexanesulfonic Acid (4:2FTS)	ND		ng/g	1.15	--	1
Perfluorohexanoic Acid (PFHxA)	ND		ng/g	0.575	--	1
Perfluoropentanesulfonic Acid (PFPeS)	ND		ng/g	1.15	--	1
Perfluoroheptanoic Acid (PFHpA)	0.340		ng/g	0.288	--	1
Perfluorohexanesulfonic Acid (PFHxS)	ND		ng/g	0.288	--	1
Perfluorooctanoic Acid (PFOA)	0.607		ng/g	0.288	--	1
1H,1H,2H,2H-Perfluorooctanesulfonic Acid (6:2FTS)	ND		ng/g	0.575	--	1
Perfluoroheptanesulfonic Acid (PFHpS)	ND		ng/g	0.575	--	1
Perfluorononanoic Acid (PFNA)	ND		ng/g	0.288	--	1
Perfluorooctanesulfonic Acid (PFOS)	ND		ng/g	0.288	--	1
Perfluorodecanoic Acid (PFDA)	ND		ng/g	0.288	--	1
1H,1H,2H,2H-Perfluorodecanesulfonic Acid (8:2FTS)	ND		ng/g	0.575	--	1
Perfluorononanesulfonic Acid (PFNS)	ND		ng/g	1.15	--	1
N-Methyl Perfluorooctanesulfonamidoacetic Acid (NMeFOSAA)	ND		ng/g	0.575	--	1
Perfluoroundecanoic Acid (PFUnA)	ND		ng/g	0.575	--	1
Perfluorodecanesulfonic Acid (PFDS)	ND		ng/g	0.575	--	1
N-Ethyl Perfluorooctanesulfonamidoacetic Acid (NEtFOSAA)	ND		ng/g	0.575	--	1
Perfluorododecanoic Acid (PFDoA)	ND		ng/g	0.575	--	1
Perfluorotridecanoic Acid (PFTrDA)	ND		ng/g	0.575	--	1
Perfluorotetradecanoic Acid (PFTA)	ND		ng/g	0.575	--	1
2,3,3,3-Tetrafluoro-2-[1,1,2,2,3,3,3-Heptafluoropropoxy]-Propanoic Acid (HFPO-DA)	ND		ng/g	11.5	--	1
4,8-Dioxa-3h-Perfluorononanoic Acid (ADONA)	ND		ng/g	1.15	--	1
Perfluorohexadecanoic Acid (PFHxDA)	ND		ng/g	2.88	--	1
Perfluorooctadecanoic Acid (PFODA)	ND		ng/g	2.88	--	1

Project Name: TROY MILLS LANDFILL SUPERFUND **Lab Number:** L2261519

Project Number: 04.0190987.33 **Report Date:** 12/09/22

SAMPLE RESULTS

Lab ID: L2261519-02 Date Collected: 10/28/22 09:15

Client ID: TRY_MW-901S-2 Date Received: 11/02/22

Sample Location: TROY, NH Field Prep: Not Specified

Sample Depth:

Parameter	Result	Qualifier	Units	RL	MDL	Dilution Factor
Perfluorinated Alkyl Acids by Isotope Dilution - Mansfield Lab						
Perfluorododecane Sulfonic Acid (PFDoDS)	ND		ng/g	1.15	--	1
1H,1H,2H,2H-Perfluorododecanesulfonic Acid (10:2FTS)	ND		ng/g	1.15	--	1
9-Chlorohexadecafluoro-3-Oxanone-1-Sulfonic Acid (9Cl-PF3ONS)	ND		ng/g	1.15	--	1
11-Chloroeicosafluoro-3-Oxaundecane-1-Sulfonic Acid (11Cl-PF3OUdS)	ND		ng/g	1.15	--	1
Perfluoro-3-Methoxypropanoic Acid (PFMPA)	ND		ng/g	1.15	--	1
Perfluoro-4-Methoxybutanoic Acid (PFMBA)	ND		ng/g	1.15	--	1
Perfluoro(2-Ethoxyethane)Sulfonic Acid (PFEESA)	ND		ng/g	1.15	--	1
Nonafluoro-3,6-Dioxaheptanoic Acid (NFDHA)	ND		ng/g	1.15	--	1

Surrogate (Extracted Internal Standard)	% Recovery	Qualifier	Acceptance Criteria
Perfluoro[13C4]Butanoic Acid (MPFBA)	72		61-135
Perfluoro[13C5]Pentanoic Acid (M5PFPEA)	74		58-150
Perfluoro[2,3,4-13C3]Butanesulfonic Acid (M3PFBS)	91		74-139
1H,1H,2H,2H-Perfluoro[1,2-13C2]Hexanesulfonic Acid (M2-4:2FTS)	111		14-167
Perfluoro[1,2,3,4,6-13C5]Hexanoic Acid (M5PFHxA)	82		66-128
Perfluoro[1,2,3,4-13C4]Heptanoic Acid (M4PFHpA)	77		71-129
Perfluoro[1,2,3-13C3]Hexanesulfonic Acid (M3PFHxS)	84		78-139
Perfluoro[13C8]Octanoic Acid (M8PFOA)	**68**	Q	75-130
1H,1H,2H,2H-Perfluoro[1,2-13C2]Octanesulfonic Acid (M2-6:2FTS)	79		20-154
Perfluoro[13C9]Nonanoic Acid (M9PFNA)	**63**	Q	72-140
Perfluoro[13C8]Octanesulfonic Acid (M8PFOS)	**67**	Q	79-136
Perfluoro[1,2,3,4,5,6-13C6]Decanoic Acid (M6PFDA)	**69**	Q	75-130
1H,1H,2H,2H-Perfluoro[1,2-13C2]Decanesulfonic Acid (M2-8:2FTS)	71		19-175
N-Deuteriomethylperfluoro-1-octanesulfonamidoacetic Acid (d3-NMeFOSAA)	52		31-134
Perfluoro[1,2,3,4,5,6,7-13C7]Undecanoic Acid (M7-PFUDA)	77		61-155
N-Deuterioethylperfluoro-1-octanesulfonamidoacetic Acid (d5-NEtFOSAA)	54		34-137
Perfluoro[1,2-13C2]Dodecanoic Acid (MPFDOA)	67		54-150
Perfluoro[1,2-13C2]Tetradecanoic Acid (M2PFTEDA)	67		24-159
2,3,3,3-Tetrafluoro-2-[1,1,2,2,3,3,3-Heptafluoropropoxy]-13C3-Propanoic Acid (M3HFPO-DA)	92		10-203
Perfluoro[13C2]Hexadecanoic Acid (M2PFHxDA)	66		10-145
1H,1H,2H,2H-Perfluorododecane Sulfonate (M2D4-10:2FTS)	73		50-150

Project Name: TROY MILLS LANDFILL SUPERFUND **Lab Number:** L2261519

Project Number: 04.0190987.33 **Report Date:** 12/09/22

SAMPLE RESULTS

Lab ID: L2261519-02
Client ID: TRY_MW-901S-2
Sample Location: TROY, NH

Date Collected: 10/28/22 09:15
Date Received: 11/02/22
Field Prep: Not Specified

Sample Depth:
Matrix: Soil
Analytical Method: 134,LCMSMS-ID
Analytical Date: 12/05/22 14:47
Analyst: JW
Percent Solids: 84%

Extraction Method: ALPHA 23528
Extraction Date: 11/09/22 15:45

Parameter	Result	Qualifier	Units	RL	MDL	Dilution Factor
Perfluorinated Alkyl Acids by Isotope Dilution - Mansfield Lab						
Perfluorooctanesulfonamide (FOSA)	ND		ng/g	0.575	--	1
N-Methyl Perfluorooctane Sulfonamide (NMeFOSA)	ND		ng/g	1.15	--	1
N-Ethyl Perfluorooctane Sulfonamide (NEtFOSA)	ND		ng/g	1.15	--	1
N-Methyl Perfluorooctanesulfonamido Ethanol (NMeFOSE)	ND		ng/g	2.30	--	1
N-Ethyl Perfluorooctanesulfonamido Ethanol (NEtFOSE)	ND		ng/g	2.30	--	1

Surrogate (Extracted Internal Standard)	% Recovery	Qualifier	Acceptance Criteria
Perfluoro[13C8]Octanesulfonamide (M8FOSA)	70		5-117
N-Methyl-d3-Perfluoro-1-Octanesulfonamide (d3-NMeFOSA)	68		10-146
N-Ethyl-d5-Perfluoro-1-Octanesulfonamide (d5-NEtFOSA)	70		10-145
2-(N-Methyl-d3-Perfluoro-1-Octanesulfonamido)ethan-d4-ol (d7-NMeFOSE)	75		10-146
2-(N-Ethyl-d5-Perfluoro-1-Octanesulfonamido)ethan-d4-ol (d9-NEtFOSE)	76		10-129

Project Name: TROY MILLS LANDFILL SUPERFUND **Lab Number:** L2261519

Project Number: 04.0190987.33 **Report Date:** 12/09/22

SAMPLE RESULTS

Lab ID: L2261519-03
Client ID: TRY_MW-901S-2 DUP
Sample Location: TROY, NH

Date Collected: 10/28/22 09:15
Date Received: 11/02/22
Field Prep: Not Specified

Sample Depth:
Matrix: Soil
Analytical Method: 134,LCMSMS-ID
Analytical Date: 12/02/22 09:07
Analyst: AC
Percent Solids: 86%

Extraction Method: ALPHA 23528
Extraction Date: 11/09/22 15:45

Parameter	Result	Qualifier	Units	RL	MDL	Dilution Factor
Perfluorinated Alkyl Acids by Isotope Dilution - Mansfield Lab						
Perfluorobutanoic Acid (PFBA)	ND		ng/g	0.520	--	1
Perfluoropentanoic Acid (PFPeA)	ND		ng/g	0.520	--	1
Perfluorobutanesulfonic Acid (PFBS)	ND		ng/g	0.260	--	1
1H,1H,2H,2H-Perfluorohexanesulfonic Acid (4:2FTS)	ND		ng/g	1.04	--	1
Perfluorohexanoic Acid (PFHxA)	ND		ng/g	0.520	--	1
Perfluoropentanesulfonic Acid (PFPeS)	ND		ng/g	1.04	--	1
Perfluoroheptanoic Acid (PFHpA)	0.303		ng/g	0.260	--	1
Perfluorohexanesulfonic Acid (PFHxS)	ND		ng/g	0.260	--	1
Perfluorooctanoic Acid (PFOA)	0.487		ng/g	0.260	--	1
1H,1H,2H,2H-Perfluorooctanesulfonic Acid (6:2FTS)	ND		ng/g	0.520	--	1
Perfluoroheptanesulfonic Acid (PFHpS)	ND		ng/g	0.520	--	1
Perfluorononanoic Acid (PFNA)	ND		ng/g	0.260	--	1
Perfluorooctanesulfonic Acid (PFOS)	ND		ng/g	0.260	--	1
Perfluorodecanoic Acid (PFDA)	ND		ng/g	0.260	--	1
1H,1H,2H,2H-Perfluorodecanesulfonic Acid (8:2FTS)	ND		ng/g	0.520	--	1
Perfluorononanesulfonic Acid (PFNS)	ND		ng/g	1.04	--	1
N-Methyl Perfluorooctanesulfonamidoacetic Acid (NMeFOSAA)	ND		ng/g	0.520	--	1
Perfluoroundecanoic Acid (PFUnA)	ND		ng/g	0.520	--	1
Perfluorodecanesulfonic Acid (PFDS)	ND		ng/g	0.520	--	1
N-Ethyl Perfluorooctanesulfonamidoacetic Acid (NEtFOSAA)	ND		ng/g	0.520	--	1
Perfluorododecanoic Acid (PFDoA)	ND		ng/g	0.520	--	1
Perfluorotridecanoic Acid (PFTrDA)	ND		ng/g	0.520	--	1
Perfluorotetradecanoic Acid (PFTA)	ND		ng/g	0.520	--	1
2,3,3,3-Tetrafluoro-2-[1,1,2,2,3,3,3-Heptafluoropropoxy]-Propanoic Acid (HFPO-DA)	ND		ng/g	10.4	--	1
4,8-Dioxa-3h-Perfluorononanoic Acid (ADONA)	ND		ng/g	1.04	--	1
Perfluorohexadecanoic Acid (PFHxDA)	ND		ng/g	2.60	--	1
Perfluorooctadecanoic Acid (PFODA)	ND		ng/g	2.60	--	1

Project Name: TROY MILLS LANDFILL SUPERFUND **Lab Number:** L2261519

Project Number: 04.0190987.33 **Report Date:** 12/09/22

SAMPLE RESULTS

Lab ID: L2261519-03 Date Collected: 10/28/22 09:15

Client ID: TRY_MW-901S-2 DUP Date Received: 11/02/22

Sample Location: TROY, NH Field Prep: Not Specified

Sample Depth:

Parameter	Result	Qualifier	Units	RL	MDL	Dilution Factor
Perfluorinated Alkyl Acids by Isotope Dilution - Mansfield Lab						
Perfluorododecane Sulfonic Acid (PFDoDS)	ND		ng/g	1.04	--	1
1H,1H,2H,2H-Perfluorododecanesulfonic Acid (10:2FTS)	ND		ng/g	1.04	--	1
9-Chlorohexadecafluoro-3-Oxanone-1-Sulfonic Acid (9Cl-PF3ONS)	ND		ng/g	1.04	--	1
11-Chloroeicosafluoro-3-Oxaundecane-1-Sulfonic Acid (11Cl-PF3OUdS)	ND		ng/g	1.04	--	1
Perfluoro-3-Methoxypropanoic Acid (PFMPA)	ND		ng/g	1.04	--	1
Perfluoro-4-Methoxybutanoic Acid (PFMBA)	ND		ng/g	1.04	--	1
Perfluoro(2-Ethoxyethane)Sulfonic Acid (PFEESA)	ND		ng/g	1.04	--	1
Nonafluoro-3,6-Dioxaheptanoic Acid (NFDHA)	ND		ng/g	1.04	--	1

Surrogate (Extracted Internal Standard)	% Recovery	Qualifier	Acceptance Criteria
Perfluoro[13C4]Butanoic Acid (MPFBA)	87		61-135
Perfluoro[13C5]Pentanoic Acid (M5PFPEA)	93		58-150
Perfluoro[2,3,4-13C3]Butanesulfonic Acid (M3PFBS)	114		74-139
1H,1H,2H,2H-Perfluoro[1,2-13C2]Hexanesulfonic Acid (M2-4:2FTS)	144		14-167
Perfluoro[1,2,3,4,6-13C5]Hexanoic Acid (M5PFHxA)	102		66-128
Perfluoro[1,2,3,4-13C4]Heptanoic Acid (M4PFHpA)	95		71-129
Perfluoro[1,2,3-13C3]Hexanesulfonic Acid (M3PFHxS)	105		78-139
Perfluoro[13C8]Octanoic Acid (M8PFOA)	86		75-130
1H,1H,2H,2H-Perfluoro[1,2-13C2]Octanesulfonic Acid (M2-6:2FTS)	93		20-154
Perfluoro[13C9]Nonanoic Acid (M9PFNA)	80		72-140
Perfluoro[13C8]Octanesulfonic Acid (M8PFOS)	84		79-136
Perfluoro[1,2,3,4,5,6-13C6]Decanoic Acid (M6PFDA)	84		75-130
1H,1H,2H,2H-Perfluoro[1,2-13C2]Decanesulfonic Acid (M2-8:2FTS)	99		19-175
N-Deuteriomethylperfluoro-1-octanesulfonamidoacetic Acid (d3-NMeFOSAA)	68		31-134
Perfluoro[1,2,3,4,5,6,7-13C7]Undecanoic Acid (M7-PFUDA)	100		61-155
N-Deuterioethylperfluoro-1-octanesulfonamidoacetic Acid (d5-NEtFOSAA)	70		34-137
Perfluoro[1,2-13C2]Dodecanoic Acid (MPFDOA)	84		54-150
Perfluoro[1,2-13C2]Tetradecanoic Acid (M2PFTEDA)	88		24-159
2,3,3,3-Tetrafluoro-2-[1,1,2,2,3,3,3-Heptafluoropropoxy]-13C3-Propanoic Acid (M3HFPO-DA)	110		10-203
Perfluoro[13C2]Hexadecanoic Acid (M2PFHxDA)	95		10-145
1H,1H,2H,2H-Perfluorododecane Sulfonate (M2D4-10:2FTS)	102		50-150

Project Name: TROY MILLS LANDFILL SUPERFUND **Lab Number:** L2261519

Project Number: 04.0190987.33 **Report Date:** 12/09/22

SAMPLE RESULTS

Lab ID: L2261519-03
Client ID: TRY_MW-901S-2 DUP
Sample Location: TROY, NH

Date Collected: 10/28/22 09:15
Date Received: 11/02/22
Field Prep: Not Specified

Sample Depth:
Matrix: Soil
Analytical Method: 134,LCMSMS-ID
Analytical Date: 12/05/22 14:53
Analyst: JW
Percent Solids: 86%

Extraction Method: ALPHA 23528
Extraction Date: 11/09/22 15:45

Parameter	Result	Qualifier	Units	RL	MDL	Dilution Factor
Perfluorinated Alkyl Acids by Isotope Dilution - Mansfield Lab						
Perfluorooctanesulfonamide (FOSA)	ND		ng/g	0.520	--	1
N-Methyl Perfluorooctane Sulfonamide (NMeFOSA)	ND		ng/g	1.04	--	1
N-Ethyl Perfluorooctane Sulfonamide (NEtFOSA)	ND		ng/g	1.04	--	1
N-Methyl Perfluorooctanesulfonamido Ethanol (NMeFOSE)	ND		ng/g	2.08	--	1
N-Ethyl Perfluorooctanesulfonamido Ethanol (NEtFOSE)	ND		ng/g	2.08	--	1

Surrogate (Extracted Internal Standard)	% Recovery	Qualifier	Acceptance Criteria
Perfluoro[13C8]Octanesulfonamide (M8FOSA)	77		5-117
N-Methyl-d3-Perfluoro-1-Octanesulfonamide (d3-NMeFOSA)	79		10-146
N-Ethyl-d5-Perfluoro-1-Octanesulfonamide (d5-NEtFOSA)	83		10-145
2-(N-Methyl-d3-Perfluoro-1-Octanesulfonamido)ethan-d4-ol (d7-NMeFOSE)	85		10-146
2-(N-Ethyl-d5-Perfluoro-1-Octanesulfonamido)ethan-d4-ol (d9-NEtFOSE)	88		10-129

Project Name: TROY MILLS LANDFILL SUPERFUND **Lab Number:** L2261519

Project Number: 04.0190987.33 **Report Date:** 12/09/22

SAMPLE RESULTS

Lab ID: L2261519-04
Client ID: TRY_MW-901S-3
Sample Location: TROY, NH

Date Collected: 10/28/22 10:20
Date Received: 11/02/22
Field Prep: Not Specified

Sample Depth:
Matrix: Soil
Analytical Method: 134,LCMSMS-ID
Analytical Date: 12/02/22 09:23
Analyst: AC
Percent Solids: 97%

Extraction Method: ALPHA 23528
Extraction Date: 11/09/22 15:45

Parameter	Result	Qualifier	Units	RL	MDL	Dilution Factor
Perfluorinated Alkyl Acids by Isotope Dilution - Mansfield Lab						
Perfluorobutanoic Acid (PFBA)	ND		ng/g	0.467	--	1
Perfluoropentanoic Acid (PFPeA)	ND		ng/g	0.467	--	1
Perfluorobutanesulfonic Acid (PFBS)	ND		ng/g	0.233	--	1
1H,1H,2H,2H-Perfluorohexanesulfonic Acid (4:2FTS)	ND		ng/g	0.934	--	1
Perfluorohexanoic Acid (PFHxA)	ND		ng/g	0.467	--	1
Perfluoropentanesulfonic Acid (PFPeS)	ND		ng/g	0.934	--	1
Perfluoroheptanoic Acid (PFHpA)	ND		ng/g	0.233	--	1
Perfluorohexanesulfonic Acid (PFHxS)	ND		ng/g	0.233	--	1
Perfluorooctanoic Acid (PFOA)	ND		ng/g	0.233	--	1
1H,1H,2H,2H-Perfluorooctanesulfonic Acid (6:2FTS)	ND		ng/g	0.467	--	1
Perfluoroheptanesulfonic Acid (PFHpS)	ND		ng/g	0.467	--	1
Perfluorononanoic Acid (PFNA)	ND		ng/g	0.233	--	1
Perfluorooctanesulfonic Acid (PFOS)	ND		ng/g	0.233	--	1
Perfluorodecanoic Acid (PFDA)	ND		ng/g	0.233	--	1
1H,1H,2H,2H-Perfluorodecanesulfonic Acid (8:2FTS)	ND		ng/g	0.467	--	1
Perfluorononanesulfonic Acid (PFNS)	ND		ng/g	0.934	--	1
N-Methyl Perfluorooctanesulfonamidoacetic Acid (NMeFOSAA)	ND		ng/g	0.467	--	1
Perfluoroundecanoic Acid (PFUnA)	ND		ng/g	0.467	--	1
Perfluorodecanesulfonic Acid (PFDS)	ND		ng/g	0.467	--	1
N-Ethyl Perfluorooctanesulfonamidoacetic Acid (NEtFOSAA)	ND		ng/g	0.467	--	1
Perfluorododecanoic Acid (PFDoA)	ND		ng/g	0.467	--	1
Perfluorotridecanoic Acid (PFTrDA)	ND		ng/g	0.467	--	1
Perfluorotetradecanoic Acid (PFTA)	ND		ng/g	0.467	--	1
2,3,3,3-Tetrafluoro-2-[1,1,2,2,3,3,3-Heptafluoropropoxy]-Propanoic Acid (HFPO-DA)	ND		ng/g	9.34	--	1
4,8-Dioxa-3h-Perfluorononanoic Acid (ADONA)	ND		ng/g	0.934	--	1
Perfluorohexadecanoic Acid (PFHxDA)	ND		ng/g	2.33	--	1
Perfluorooctadecanoic Acid (PFODA)	ND		ng/g	2.33	--	1

Project Name: TROY MILLS LANDFILL SUPERFUND **Lab Number:** L2261519

Project Number: 04.0190987.33 **Report Date:** 12/09/22

SAMPLE RESULTS

Lab ID: L2261519-04 Date Collected: 10/28/22 10:20

Client ID: TRY_MW-901S-3 Date Received: 11/02/22

Sample Location: TROY, NH Field Prep: Not Specified

Sample Depth:

Parameter	Result	Qualifier	Units	RL	MDL	Dilution Factor
Perfluorinated Alkyl Acids by Isotope Dilution - Mansfield Lab						
Perfluorododecane Sulfonic Acid (PFDoDS)	ND		ng/g	0.934	--	1
1H,1H,2H,2H-Perfluorododecanesulfonic Acid (10:2FTS)	ND		ng/g	0.934	--	1
9-Chlorohexadecafluoro-3-Oxanone-1-Sulfonic Acid (9Cl-PF3ONS)	ND		ng/g	0.934	--	1
11-Chloroeicosafluoro-3-Oxaundecane-1-Sulfonic Acid (11Cl-PF3OUdS)	ND		ng/g	0.934	--	1
Perfluoro-3-Methoxypropanoic Acid (PFMPA)	ND		ng/g	0.934	--	1
Perfluoro-4-Methoxybutanoic Acid (PFMBA)	ND		ng/g	0.934	--	1
Perfluoro(2-Ethoxyethane)Sulfonic Acid (PFEESA)	ND		ng/g	0.934	--	1
Nonafluoro-3,6-Dioxaheptanoic Acid (NFDHA)	ND		ng/g	0.934	--	1

Surrogate (Extracted Internal Standard)	% Recovery	Qualifier	Acceptance Criteria
Perfluoro[13C4]Butanoic Acid (MPFBA)	84		61-135
Perfluoro[13C5]Pentanoic Acid (M5PFPEA)	80		58-150
Perfluoro[2,3,4-13C3]Butanesulfonic Acid (M3PFBS)	111		74-139
1H,1H,2H,2H-Perfluoro[1,2-13C2]Hexanesulfonic Acid (M2-4:2FTS)	125		14-167
Perfluoro[1,2,3,4,6-13C5]Hexanoic Acid (M5PFHxA)	98		66-128
Perfluoro[1,2,3,4-13C4]Heptanoic Acid (M4PFHpA)	93		71-129
Perfluoro[1,2,3-13C3]Hexanesulfonic Acid (M3PFHxS)	104		78-139
Perfluoro[13C8]Octanoic Acid (M8PFOA)	87		75-130
1H,1H,2H,2H-Perfluoro[1,2-13C2]Octanesulfonic Acid (M2-6:2FTS)	95		20-154
Perfluoro[13C9]Nonanoic Acid (M9PFNA)	81		72-140
Perfluoro[13C8]Octanesulfonic Acid (M8PFOS)	86		79-136
Perfluoro[1,2,3,4,5,6-13C6]Decanoic Acid (M6PFDA)	88		75-130
1H,1H,2H,2H-Perfluoro[1,2-13C2]Decanesulfonic Acid (M2-8:2FTS)	98		19-175
N-Deuteriomethylperfluoro-1-octanesulfonamidoacetic Acid (d3-NMeFOSAA)	39		31-134
Perfluoro[1,2,3,4,5,6,7-13C7]Undecanoic Acid (M7-PFUDA)	106		61-155
N-Deuterioethylperfluoro-1-octanesulfonamidoacetic Acid (d5-NEtFOSAA)	53		34-137
Perfluoro[1,2-13C2]Dodecanoic Acid (MPFDOA)	95		54-150
Perfluoro[1,2-13C2]Tetradecanoic Acid (M2PFTEDA)	96		24-159
2,3,3,3-Tetrafluoro-2-[1,1,2,2,3,3,3-Heptafluoropropoxy]-13C3-Propanoic Acid (M3HFPO-DA)	90		10-203
Perfluoro[13C2]Hexadecanoic Acid (M2PFHxDA)	105		10-145
1H,1H,2H,2H-Perfluorododecane Sulfonate (M2D4-10:2FTS)	109		50-150

Project Name: TROY MILLS LANDFILL SUPERFUND **Lab Number:** L2261519

Project Number: 04.0190987.33 **Report Date:** 12/09/22

SAMPLE RESULTS

Lab ID: L2261519-04
Client ID: TRY_MW-901S-3
Sample Location: TROY, NH

Date Collected: 10/28/22 10:20
Date Received: 11/02/22
Field Prep: Not Specified

Sample Depth:
Matrix: Soil
Analytical Method: 134,LCMSMS-ID
Analytical Date: 12/05/22 15:05
Analyst: JW
Percent Solids: 97%

Extraction Method: ALPHA 23528
Extraction Date: 11/09/22 15:45

Parameter	Result	Qualifier	Units	RL	MDL	Dilution Factor
Perfluorinated Alkyl Acids by Isotope Dilution - Mansfield Lab						
Perfluorooctanesulfonamide (FOSA)	ND		ng/g	0.467	--	1
N-Methyl Perfluorooctane Sulfonamide (NMeFOSA)	ND		ng/g	0.934	--	1
N-Ethyl Perfluorooctane Sulfonamide (NEtFOSA)	ND		ng/g	0.934	--	1
N-Methyl Perfluorooctanesulfonamido Ethanol (NMeFOSE)	ND		ng/g	1.87	--	1
N-Ethyl Perfluorooctanesulfonamido Ethanol (NEtFOSE)	ND		ng/g	1.87	--	1

Surrogate (Extracted Internal Standard)	% Recovery	Qualifier	Acceptance Criteria
Perfluoro[13C8]Octanesulfonamide (M8FOSA)	86		5-117
N-Methyl-d3-Perfluoro-1-Octanesulfonamide (d3-NMeFOSA)	90		10-146
N-Ethyl-d5-Perfluoro-1-Octanesulfonamide (d5-NEtFOSA)	96		10-145
2-(N-Methyl-d3-Perfluoro-1-Octanesulfonamido)ethan-d4-ol (d7-NMeFOSE)	95		10-146
2-(N-Ethyl-d5-Perfluoro-1-Octanesulfonamido)ethan-d4-ol (d9-NEtFOSE)	99		10-129

Project Name: TROY MILLS LANDFILL SUPERFUND **Lab Number:** L2261519

Project Number: 04.0190987.33 **Report Date:** 12/09/22

Method Blank Analysis
Batch Quality Control

Analytical Method: 134,LCMSMS-ID
Analytical Date: 11/30/22 01:24
Analyst: RS

Extraction Method: ALPHA 23528
Extraction Date: 11/09/22 15:45

Parameter	Result	Qualifier	Units	RL	MDL
Perfluorinated Alkyl Acids by Isotope Dilution - Mansfield Lab for sample(s): 01-04 Batch: WG1710058-1					
Perfluorobutanoic Acid (PFBA)	ND		ng/g	0.500	--
Perfluoropentanoic Acid (PFPeA)	ND		ng/g	0.500	--
Perfluorobutanesulfonic Acid (PFBS)	ND		ng/g	0.250	--
1H,1H,2H,2H-Perfluorohexanesulfonic Acid (4:2FTS)	ND		ng/g	1.00	--
Perfluorohexanoic Acid (PFHxA)	ND		ng/g	0.500	--
Perfluoropentanesulfonic Acid (PFPeS)	ND		ng/g	1.00	--
Perfluoroheptanoic Acid (PFHpA)	ND		ng/g	0.250	--
Perfluorohexanesulfonic Acid (PFHxS)	ND		ng/g	0.250	--
Perfluorooctanoic Acid (PFOA)	ND		ng/g	0.250	--
1H,1H,2H,2H-Perfluorooctanesulfonic Acid (6:2FTS)	ND		ng/g	0.500	--
Perfluoroheptanesulfonic Acid (PFHpS)	ND		ng/g	0.500	--
Perfluorononanoic Acid (PFNA)	ND		ng/g	0.250	--
Perfluorooctanesulfonic Acid (PFOS)	ND		ng/g	0.250	--
Perfluorodecanoic Acid (PFDA)	ND		ng/g	0.250	--
1H,1H,2H,2H-Perfluorodecanesulfonic Acid (8:2FTS)	ND		ng/g	0.500	--
Perfluorononanesulfonic Acid (PFNS)	ND		ng/g	1.00	--
N-Methyl Perfluorooctanesulfonamidoacetic Acid (NMeFOSAA)	ND		ng/g	0.500	--
Perfluoroundecanoic Acid (PFUnA)	ND		ng/g	0.500	--
Perfluorodecanesulfonic Acid (PFDS)	ND		ng/g	0.500	--
Perfluorooctanesulfonamide (FOSA)	ND		ng/g	0.500	--
N-Ethyl Perfluorooctanesulfonamidoacetic Acid (NEtFOSAA)	ND		ng/g	0.500	--
Perfluorododecanoic Acid (PFDoA)	ND		ng/g	0.500	--
Perfluorotridecanoic Acid (PFTrDA)	ND		ng/g	0.500	--
Perfluorotetradecanoic Acid (PFTA)	ND		ng/g	0.500	--
2,3,3,3-Tetrafluoro-2-[1,1,2,2,3,3,3-Heptafluoropropoxy]-Propanoic Acid (HFPO-DA)	ND		ng/g	10.0	--
4,8-Dioxa-3h-Perfluorononanoic Acid (ADONA)	ND		ng/g	1.00	--

Project Name: TROY MILLS LANDFILL SUPERFUND
Project Number: 04.0190987.33

Lab Number: L2261519
Report Date: 12/09/22

Method Blank Analysis
Batch Quality Control

Analytical Method: 134,LCMSMS-ID
Analytical Date: 11/30/22 01:24
Analyst: RS

Extraction Method: ALPHA 23528
Extraction Date: 11/09/22 15:45

Parameter	Result	Qualifier	Units	RL	MDL
Perfluorinated Alkyl Acids by Isotope Dilution - Mansfield Lab for sample(s): 01-04 Batch: WG1710058-1					
Perfluorohexadecanoic Acid (PFHxDA)	ND		ng/g	2.50	--
Perfluorooctadecanoic Acid (PFODA)	ND		ng/g	2.50	--
Perfluorododecane Sulfonic Acid (PFDoDS)	ND		ng/g	1.00	--
1H,1H,2H,2H-Perfluorododecanesulfonic Acid (10:2FTS)	ND		ng/g	1.00	--
9-Chlorohexadecafluoro-3-Oxanone-1-Sulfonic Acid (9Cl-PF3ONS)	ND		ng/g	1.00	--
11-Chloroeicosafluoro-3-Oxaundecane-1-Sulfonic Acid (11Cl-PF3OUdS)	ND		ng/g	1.00	--
Perfluoro-3-Methoxypropanoic Acid (PFMPA)	ND		ng/g	1.00	--
Perfluoro-4-Methoxybutanoic Acid (PFMBA)	ND		ng/g	1.00	--
Perfluoro(2-Ethoxyethane)Sulfonic Acid (PFEESA)	ND		ng/g	1.00	--
Nonafluoro-3,6-Dioxaheptanoic Acid (NFDHA)	ND		ng/g	1.00	--

Project Name: TROY MILLS LANDFILL SUPERFUND **Lab Number:** L2261519

Project Number: 04.0190987.33 **Report Date:** 12/09/22

Method Blank Analysis
Batch Quality Control

Analytical Method: 134,LCMSMS-ID
Analytical Date: 11/30/22 01:24
Analyst: RS

Extraction Method: ALPHA 23528
Extraction Date: 11/09/22 15:45

Parameter	Result	Qualifier	Units	RL	MDL
Perfluorinated Alkyl Acids by Isotope Dilution - Mansfield Lab for sample(s): 01-04 Batch: WG1710058-1					

Surrogate (Extracted Internal Standard)	%Recovery	Qualifier	Acceptance Criteria
Perfluoro[13C4]Butanoic Acid (MPFBA)	**60**	Q	61-135
Perfluoro[13C5]Pentanoic Acid (M5PFPEA)	64		58-150
Perfluoro[2,3,4-13C3]Butanesulfonic Acid (M3PFBS)	82		74-139
1H,1H,2H,2H-Perfluoro[1,2-13C2]Hexanesulfonic Acid (M2-4:2FTS)	84		14-167
Perfluoro[1,2,3,4,6-13C5]Hexanoic Acid (M5PFHxA)	76		66-128
Perfluoro[1,2,3,4-13C4]Heptanoic Acid (M4PFHpA)	74		71-129
Perfluoro[1,2,3-13C3]Hexanesulfonic Acid (M3PFHxS)	82		78-139
Perfluoro[13C8]Octanoic Acid (M8PFOA)	83		75-130
1H,1H,2H,2H-Perfluoro[1,2-13C2]Octanesulfonic Acid (M2-6:2FTS)	77		20-154
Perfluoro[13C9]Nonanoic Acid (M9PFNA)	85		72-140
Perfluoro[13C8]Octanesulfonic Acid (M8PFOS)	85		79-136
Perfluoro[1,2,3,4,5,6-13C6]Decanoic Acid (M6PFDA)	79		75-130
1H,1H,2H,2H-Perfluoro[1,2-13C2]Decanesulfonic Acid (M2-8:2FTS)	74		19-175
N-Deuteriomethylperfluoro-1-octanesulfonamidoacetic Acid (d3-NMeFOSAA)	65		31-134
Perfluoro[1,2,3,4,5,6,7-13C7]Undecanoic Acid (M7-PFUDA)	93		61-155
Perfluoro[13C8]Octanesulfonamide (M8FOSA)	10		5-117
N-Deuterioethylperfluoro-1-octanesulfonamidoacetic Acid (d5-NEtFOSAA)	63		34-137
Perfluoro[1,2-13C2]Dodecanoic Acid (MPFDOA)	91		54-150
Perfluoro[1,2-13C2]Tetradecanoic Acid (M2PFTEDA)	73		24-159
2,3,3,3-Tetrafluoro-2-[1,1,2,2,3,3,3-Heptafluoropropoxy]-13C3-Propanoic Acid (M3HFPO-DA)	88		10-203
Perfluoro[13C2]Hexadecanoic Acid (M2PFHxDA)	73		10-145
1H,1H,2H,2H-Perfluorododecane Sulfonate (M2D4-10:2FTS)	114		50-150

Project Name: TROY MILLS LANDFILL SUPERFUND
Project Number: 04.0190987.33

Lab Number: L2261519
Report Date: 12/09/22

Method Blank Analysis
Batch Quality Control

Analytical Method: 134,LCMSMS-ID
Analytical Date: 12/04/22 20:29
Analyst: JPW

Extraction Method: ALPHA 23528
Extraction Date: 11/09/22 15:45

Parameter	Result	Qualifier	Units	RL	MDL
Perfluorinated Alkyl Acids by Isotope Dilution - Mansfield Lab for sample(s): 01-04 Batch: WG1710058-1					
Perfluorooctanesulfonamide (FOSA)	ND		ng/g	0.500	--
N-Methyl Perfluorooctane Sulfonamide (NMeFOSA)	ND		ng/g	1.00	--
N-Ethyl Perfluorooctane Sulfonamide (NEtFOSA)	ND		ng/g	1.00	--
N-Methyl Perfluorooctanesulfonamido Ethanol (NMeFOSE)	ND		ng/g	2.00	--
N-Ethyl Perfluorooctanesulfonamido Ethanol (NEtFOSE)	ND		ng/g	2.00	--

Surrogate (Extracted Internal Standard)	%Recovery	Qualifier	Acceptance Criteria
Perfluoro[13C8]Octanesulfonamide (M8FOSA)	85		5-117
N-Methyl-d3-Perfluoro-1-Octanesulfonamide (d3-NMeFOSA)	85		10-146
N-Ethyl-d5-Perfluoro-1-Octanesulfonamide (d5-NEtFOSA)	92		10-145
2-(N-Methyl-d3-Perfluoro-1-Octanesulfonamido)ethan-d4-ol (d7-NMeFOSE)	91		10-146
2-(N-Ethyl-d5-Perfluoro-1-Octanesulfonamido)ethan-d4-ol (d9-NEtFOSE)	94		10-129

Lab Control Sample Analysis
Batch Quality Control

Project Name: TROY MILLS LANDFILL SUPERFUND
Project Number: 04.0190987.33
Lab Number: L2261519
Report Date: 12/09/22

Parameter	LCS %Recovery	Qual	LCSD %Recovery	Qual	%Recovery Limits	RPD	Qual	RPD Limits
Perfluorinated Alkyl Acids by Isotope Dilution - Mansfield Lab Associated sample(s): 01-04 Batch: WG1710058-2								
Perfluorobutanoic Acid (PFBA)	102		-		71-135	-		30
Perfluoropentanoic Acid (PFPeA)	103		-		69-132	-		30
Perfluorobutanesulfonic Acid (PFBS)	102		-		72-128	-		30
1H,1H,2H,2H-Perfluorohexanesulfonic Acid (4:2FTS)	102		-		62-145	-		30
Perfluorohexanoic Acid (PFHxA)	103		-		70-132	-		30
Perfluoropentanesulfonic Acid (PFPeS)	98		-		73-123	-		30
Perfluoroheptanoic Acid (PFHpA)	106		-		71-131	-		30
Perfluorohexanesulfonic Acid (PFHxS)	108		-		67-130	-		30
Perfluorooctanoic Acid (PFOA)	96		-		69-133	-		30
1H,1H,2H,2H-Perfluorooctanesulfonic Acid (6:2FTS)	113		-		64-140	-		30
Perfluoroheptanesulfonic Acid (PFHpS)	113		-		70-132	-		30
Perfluorononanoic Acid (PFNA)	106		-		72-129	-		30
Perfluorooctanesulfonic Acid (PFOS)	108		-		68-136	-		30
Perfluorodecanoic Acid (PFDA)	102		-		69-133	-		30
1H,1H,2H,2H-Perfluorodecanesulfonic Acid (8:2FTS)	86		-		65-137	-		30
Perfluorononanesulfonic Acid (PFNS)	114		-		69-125	-		30
N-Methyl Perfluorooctanesulfonamidoacetic Acid (NMeFOSAA)	96		-		63-144	-		30
Perfluoroundecanoic Acid (PFUnA)	97		-		64-136	-		30
Perfluorodecanesulfonic Acid (PFDS)	94		-		59-134	-		30
Perfluorooctanesulfonamide (FOSA)	108		-		67-137	-		30
N-Ethyl Perfluorooctanesulfonamidoacetic Acid (NEtFOSAA)	84		-		61-139	-		30
Perfluorododecanoic Acid (PFDoA)	106		-		69-135	-		30

Lab Control Sample Analysis
Batch Quality Control

Project Name: TROY MILLS LANDFILL SUPERFUND
Project Number: 04.0190987.33
Lab Number: L2261519
Report Date: 12/09/22

Parameter	LCS %Recovery	Qual	LCSD %Recovery	Qual	%Recovery Limits	RPD	Qual	RPD Limits
Perfluorinated Alkyl Acids by Isotope Dilution - Mansfield Lab Associated sample(s): 01-04 Batch: WG1710058-2								
Perfluorotridecanoic Acid (PFTrDA)	97		-		66-139	-		30
Perfluorotetradecanoic Acid (PFTA)	78		-		69-133	-		30
2,3,3,3-Tetrafluoro-2-[1,1,2,2,3,3,3-Heptafluoropropoxy]-Propanoic Acid (HFPO-DA)	101		-		41-165	-		30
4,8-Dioxa-3h-Perfluorononanoic Acid (ADONA)	92		-		61-135	-		30
Perfluorohexadecanoic Acid (PFHxDA)	99		-		18-191	-		30
Perfluorooctadecanoic Acid (PFODA)	21		-		10-123	-		30
Perfluorododecane Sulfonic Acid (PFDoDS)	104		-		36-118	-		30
1H,1H,2H,2H-Perfluorododecanesulfonic Acid (10:2FTS)	92		-		37-261	-		30
9-Chlorohexadecafluoro-3-Oxanone-1-Sulfonic Acid (9Cl-PF3ONS)	105		-		69-139	-		30
11-Chloroeicosafluoro-3-Oxaundecane-1-Sulfonic Acid (11Cl-PF3OUdS)	96		-		51-155	-		30
Perfluoro-3-Methoxypropanoic Acid (PFMPA)	100		-		50-150	-		30
Perfluoro-4-Methoxybutanoic Acid (PFMBA)	100		-		50-150	-		30
Perfluoro(2-Ethoxyethane)Sulfonic Acid (PFEESA)	107		-		50-150	-		30
Nonafluoro-3,6-Dioxaheptanoic Acid (NFDHA)	144		-		50-150	-		30

Lab Control Sample Analysis

Batch Quality Control

Project Name: TROY MILLS LANDFILL SUPERFUND

Project Number: 04.0190987.33

Lab Number: L2261519

Report Date: 12/09/22

Parameter	LCS %Recovery	Qual	LCSD %Recovery	Qual	%Recovery Limits	RPD	Qual	RPD Limits
Perfluorinated Alkyl Acids by Isotope Dilution - Mansfield Lab Associated sample(s): 01-04 Batch: WG1710058-2								

Surrogate (Extracted Internal Standard)	LCS %Recovery	Qual	LCSD %Recovery	Qual	Acceptance Criteria
Perfluoro[13C4]Butanoic Acid (MPFBA)	**59**	Q			61-135
Perfluoro[13C5]Pentanoic Acid (M5PFPEA)	62				58-150
Perfluoro[2,3,4-13C3]Butanesulfonic Acid (M3PFBS)	87				74-139
1H,1H,2H,2H-Perfluoro[1,2-13C2]Hexanesulfonic Acid (M2-4:2FTS)	91				14-167
Perfluoro[1,2,3,4,6-13C5]Hexanoic Acid (M5PFHxA)	75				66-128
Perfluoro[1,2,3,4-13C4]Heptanoic Acid (M4PFHpA)	72				71-129
Perfluoro[1,2,3-13C3]Hexanesulfonic Acid (M3PFHxS)	87				78-139
Perfluoro[13C8]Octanoic Acid (M8PFOA)	82				75-130
1H,1H,2H,2H-Perfluoro[1,2-13C2]Octanesulfonic Acid (M2-6:2FTS)	80				20-154
Perfluoro[13C9]Nonanoic Acid (M9PFNA)	82				72-140
Perfluoro[13C8]Octanesulfonic Acid (M8PFOS)	84				79-136
Perfluoro[1,2,3,4,5,6-13C6]Decanoic Acid (M6PFDA)	85				75-130
1H,1H,2H,2H-Perfluoro[1,2-13C2]Decanesulfonic Acid (M2-8:2FTS)	100				19-175
N-Deuteriomethylperfluoro-1-octanesulfonamidoacetic Acid (d3-NMeFOSAA)	56				31-134
Perfluoro[1,2,3,4,5,6,7-13C7]Undecanoic Acid (M7-PFUDA)	88				61-155
Perfluoro[13C8]Octanesulfonamide (M8FOSA)	18				5-117
N-Deuterioethylperfluoro-1-octanesulfonamidoacetic Acid (d5-NEtFOSAA)	62				34-137
Perfluoro[1,2-13C2]Dodecanoic Acid (MPFDOA)	91				54-150
Perfluoro[1,2-13C2]Tetradecanoic Acid (M2PFTEDA)	87				24-159
2,3,3,3-Tetrafluoro-2-[1,1,2,2,3,3,3-Heptafluoropropoxy]-13C3-Propanoic Acid (M3HFPO-DA)	88				10-203
Perfluoro[13C2]Hexadecanoic Acid (M2PFHxDA)	78				10-145
1H,1H,2H,2H-Perfluorododecane Sulfonate (M2D4-10:2FTS)	130				50-150

Lab Control Sample Analysis

Batch Quality Control

Project Name: TROY MILLS LANDFILL SUPERFUND

Project Number: 04.0190987.33

Lab Number: L2261519

Report Date: 12/09/22

Parameter	LCS %Recovery	Qual	LCSD %Recovery	Qual	%Recovery Limits	RPD	Qual	RPD Limits
Perfluorinated Alkyl Acids by Isotope Dilution - Mansfield Lab Associated sample(s): 01-04 Batch: WG1710058-2								
Perfluorooctanesulfonamide (FOSA)	100		-		67-137	-		30
N-Methyl Perfluorooctane Sulfonamide (NMeFOSA)	97		-		62-149	-		30
N-Ethyl Perfluorooctane Sulfonamide (NEtFOSA)	103		-		71-156	-		30
N-Methyl Perfluorooctanesulfonamido Ethanol (NMeFOSE)	100		-		10-239	-		30
N-Ethyl Perfluorooctanesulfonamido Ethanol (NEtFOSE)	102		-		10-275	-		30

Surrogate (Extracted Internal Standard)	LCS %Recovery	Qual	LCSD %Recovery	Qual	Acceptance Criteria
Perfluoro[13C8]Octanesulfonamide (M8FOSA)	82				5-117
N-Methyl-d3-Perfluoro-1-Octanesulfonamide (d3-NMeFOSA)	85				10-146
N-Ethyl-d5-Perfluoro-1-Octanesulfonamide (d5-NEtFOSA)	90				10-145
2-(N-Methyl-d3-Perfluoro-1-Octanesulfonamido)ethan-d4-ol (d7-NMeFOSE)	88				10-146
2-(N-Ethyl-d5-Perfluoro-1-Octanesulfonamido)ethan-d4-ol (d9-NEtFOSE)	94				10-129

Matrix Spike Analysis

Batch Quality Control

Project Name: TROY MILLS LANDFILL SUPERFUND

Project Number: 04.0190987.33

Lab Number: L2261519

Report Date: 12/09/22

Parameter	Native Sample	MS Added	MS Found	MS %Recovery	Qual	MSD Found	MSD %Recovery	Qual	Recovery Limits	RPD	Qual	RPD Limits
Perfluorinated Alkyl Acids by Isotope Dilution - Mansfield Lab Associated sample(s): 01-04 QC Batch ID: WG1710058-3 QC Sample: L2260099-01 Client ID: MS Sample												
Perfluorobutanoic Acid (PFBA)	ND	5.97	6.43	104		-	-		71-135	-		30
Perfluoropentanoic Acid (PFPeA)	ND	5.97	6.65	105		-	-		69-132	-		30
Perfluorobutanesulfonic Acid (PFBS)	ND	5.3	5.57	104		-	-		72-128	-		30
1H,1H,2H,2H-Perfluorohexanesulfonic Acid (4:2FTS)	ND	5.6	5.97	107		-	-		62-145	-		30
Perfluorohexanoic Acid (PFHxA)	ND	5.97	7.07	110		-	-		70-132	-		30
Perfluoropentanesulfonic Acid (PFPeS)	ND	5.63	5.69	101		-	-		73-123	-		30
Perfluoroheptanoic Acid (PFHpA)	ND	5.97	6.31	102		-	-		71-131	-		30
Perfluorohexanesulfonic Acid (PFHxS)	ND	5.46	6.11	110		-	-		67-130	-		30
Perfluorooctanoic Acid (PFOA)	1.21	5.97	7.38	103		-	-		69-133	-		30
1H,1H,2H,2H-Perfluorooctanesulfonic Acid (6:2FTS)	ND	5.69	5.87	103		-	-		64-140	-		30
Perfluoroheptanesulfonic Acid (PFHpS)	ND	5.7	6.09	107		-	-		70-132	-		30
Perfluorononanoic Acid (PFNA)	0.369	5.97	6.55	103		-	-		72-129	-		30
Perfluorooctanesulfonic Acid (PFOS)	7.64	5.54	13.9	113		-	-		68-136	-		30
Perfluorodecanoic Acid (PFDA)	0.423F	5.97	6.23	97		-	-		69-133	-		30
1H,1H,2H,2H-Perfluorodecanesulfonic Acid (8:2FTS)	ND	5.73	5.79	101		-	-		65-137	-		30
Perfluorononanesulfonic Acid (PFNS)	ND	5.75	5.84	102		-	-		69-125	-		30
N-Methyl Perfluorooctanesulfonamidoacetic Acid (NMeFOSAA)	ND	5.97	5.67	95		-	-		63-144	-		30
Perfluoroundecanoic Acid (PFUnA)	ND	5.97	5.56	91		-	-		64-136	-		30
Perfluorodecanesulfonic Acid (PFDS)	ND	5.77	5.28	92		-	-		59-134	-		30
Perfluorooctanesulfonamide (FOSA)	ND	5.97	6.72F	113		-	-		67-137	-		30
N-Ethyl Perfluorooctanesulfonamidoacetic Acid (NEtFOSAA)	ND	5.97	5.59	94		-	-		61-139	-		30
Perfluorododecanoic Acid (PFDoA)	ND	5.97	6.72	111		-	-		69-135	-		30

Matrix Spike Analysis

Batch Quality Control

Project Name: TROY MILLS LANDFILL SUPERFUND

Project Number: 04.0190987.33

Lab Number: L2261519

Report Date: 12/09/22

Parameter	Native Sample	MS Added	MS Found	MS %Recovery	Qual	MSD Found	MSD %Recovery	Qual	Recovery Limits	RPD	Qual	RPD Limits
Perfluorinated Alkyl Acids by Isotope Dilution - Mansfield Lab Associated sample(s): 01-04 QC Batch ID: WG1710058-3 QC Sample: L2260099-01 Client ID: MS Sample												
Perfluorotridecanoic Acid (PFTrDA)	ND	5.97	5.62	94		-	-		66-139	-		30
Perfluorotetradecanoic Acid (PFTA)	ND	5.97	6.13	103		-	-		69-133	-		30
2,3,3,3-Tetrafluoro-2-[1,1,2,2,3,3,3-Heptafluoropropoxy]-Propanoic Acid (HFPO-DA)	ND	58.2	73.0	125		-	-		41-165	-		30
4,8-Dioxa-3h-Perfluorononanoic Acid (ADONA)	ND	5.65	5.66	100		-	-		61-135	-		30
Perfluorohexadecanoic Acid (PFHxDA)	ND	5.97	6.14	103		-	-		18-191	-		30
Perfluorooctadecanoic Acid (PFODA)	ND	5.97	ND	32		-	-		10-123	-		30

Surrogate (Extracted Internal Standard)	MS % Recovery	MS Qualifier	MSD % Recovery	MSD Qualifier	Acceptance Criteria
1H,1H,2H,2H-Perfluoro[1,2-13C2]Decanesulfonic Acid (M2-8:2FTS)	84				19-175
1H,1H,2H,2H-Perfluoro[1,2-13C2]Hexanesulfonic Acid (M2-4:2FTS)	96				14-167
1H,1H,2H,2H-Perfluoro[1,2-13C2]Octanesulfonic Acid (M2-6:2FTS)	91				20-154
2,3,3,3-Tetrafluoro-2-[1,1,2,2,3,3,3-Heptafluoropropoxy]-13C3-Propanoic Acid (M3HFPO-DA)	83				10-203
N-Deuterioethylperfluoro-1-octanesulfonamidoacetic Acid (d5-NEtFOSAA)	59				34-137
N-Deuteriomethylperfluoro-1-octanesulfonamidoacetic Acid (d3-NMeFOSAA)	50				31-134
Perfluoro[1,2,3,4,5,6,7-13C7]Undecanoic Acid (M7-PFUDA)	91				61-155
Perfluoro[1,2,3,4,5,6-13C6]Decanoic Acid (M6PFDA)	81				75-130
Perfluoro[1,2,3,4,6-13C5]Hexanoic Acid (M5PFHxA)	79				66-128
Perfluoro[1,2,3,4-13C4]Heptanoic Acid (M4PFHpA)	79				71-129
Perfluoro[1,2,3-13C3]Hexanesulfonic Acid (M3PFHxS)	86				78-139
Perfluoro[1,2-13C2]Dodecanoic Acid (MPFDOA)	91				54-150
Perfluoro[1,2-13C2]Tetradecanoic Acid (M2PFTEDA)	73				24-159
Perfluoro[13C2]Hexadecanoic Acid (M2PFHxDA)	81				10-145

Matrix Spike Analysis

Batch Quality Control

Project Name: TROY MILLS LANDFILL SUPERFUND

Project Number: 04.0190987.33

Lab Number: L2261519

Report Date: 12/09/22

Parameter	Native Sample	MS Added	MS Found	MS %Recovery	Qual	MSD Found	MSD %Recovery	Qual	Recovery Limits	RPD	Qual	RPD Limits
Perfluorinated Alkyl Acids by Isotope Dilution - Mansfield Lab Associated sample(s): 01-04 QC Batch ID: WG1710058-3 QC Sample: L2260099-01 Client ID: MS Sample												

Surrogate (Extracted Internal Standard)	MS % Recovery	MS Qualifier	MSD % Recovery	MSD Qualifier	Acceptance Criteria
Perfluoro[13C4]Butanoic Acid (MPFBA)	76				61-135
Perfluoro[13C5]Pentanoic Acid (M5PFPEA)	72				58-150
Perfluoro[13C8]Octanesulfonamide (M8FOSA)	10				5-117
Perfluoro[13C8]Octanesulfonic Acid (M8PFOS)	86				79-136
Perfluoro[13C8]Octanoic Acid (M8PFOA)	82				75-130
Perfluoro[13C9]Nonanoic Acid (M9PFNA)	84				72-140
Perfluoro[2,3,4-13C3]Butanesulfonic Acid (M3PFBS)	87				74-139

Lab Duplicate Analysis
Batch Quality Control

Project Name: TROY MILLS LANDFILL SUPERFUND
Project Number: 04.0190987.33

Lab Number: L2261519
Report Date: 12/09/22

Parameter	Native Sample	Duplicate Sample	Units	RPD	Qual	RPD Limits
Perfluorinated Alkyl Acids by Isotope Dilution - Mansfield Lab Associated sample(s): 01-04 QC Batch ID: WG1710058-4 QC Sample: L2261013-01 Client ID: DUP Sample						
Perfluorobutanesulfonic Acid (PFBS)	ND	ND	ng/g	NC		30
1H,1H,2H,2H-Perfluorohexanesulfonic Acid (4:2FTS)	ND	ND	ng/g	NC		30
Perfluorohexanoic Acid (PFHxA)	ND	ND	ng/g	NC		30
Perfluoropentanesulfonic Acid (PFPeS)	ND	ND	ng/g	NC		30
Perfluoroheptanoic Acid (PFHpA)	0.392	0.338F	ng/g	15		30
Perfluorohexanesulfonic Acid (PFHxS)	ND	ND	ng/g	NC		30
Perfluorooctanoic Acid (PFOA)	1.63	1.50	ng/g	8		30
1H,1H,2H,2H-Perfluorooctanesulfonic Acid (6:2FTS)	ND	ND	ng/g	NC		30
Perfluoroheptanesulfonic Acid (PFHpS)	ND	ND	ng/g	NC		30
Perfluorononanoic Acid (PFNA)	ND	ND	ng/g	NC		30
Perfluorooctanesulfonic Acid (PFOS)	1.03	0.888	ng/g	15		30
Perfluorodecanoic Acid (PFDA)	ND	ND	ng/g	NC		30
Perfluoroundecanoic Acid (PFUnA)	ND	ND	ng/g	NC		30
N-Ethyl Perfluorooctanesulfonamidoacetic Acid (NEtFOSAA)	ND	ND	ng/g	NC		30
Perfluorododecanoic Acid (PFDoA)	ND	ND	ng/g	NC		30
Perfluorotridecanoic Acid (PFTrDA)	ND	ND	ng/g	NC		30
Perfluorotetradecanoic Acid (PFTA)	ND	ND	ng/g	NC		30
2,3,3,3-Tetrafluoro-2-[1,1,2,2,3,3,3-Heptafluoropropoxy]-Propanoic Acid (HFPO-DA)	ND	ND	ng/g	NC		30
4,8-Dioxa-3h-Perfluorononanoic Acid (ADONA)	ND	ND	ng/g	NC		30
9-Chlorohexadecafluoro-3-Oxanone-1-Sulfonic Acid (9Cl-PF3ONS)	ND	ND	ng/g	NC		30

Lab Duplicate Analysis
Batch Quality Control

Project Name: TROY MILLS LANDFILL SUPERFUND
Project Number: 04.0190987.33

Lab Number: L2261519
Report Date: 12/09/22

Parameter	Native Sample	Duplicate Sample	Units	RPD	Qual	RPD Limits
Perfluorinated Alkyl Acids by Isotope Dilution - Mansfield Lab Associated sample(s): 01-04 QC Batch ID: WG1710058-4 QC Sample: L2261013-01 Client ID: DUP Sample						
11-Chloroeicosafluoro-3-Oxaundecane-1-Sulfonic Acid (11Cl-PF3OUdS)	ND	ND	ng/g	NC		30

Surrogate (Extracted Internal Standard)	%Recovery	Qualifier	%Recovery	Qualifier	Acceptance Criteria
Perfluoro[2,3,4-13C3]Butanesulfonic Acid (M3PFBS)	**40**	Q	**35**	Q	74-139
1H,1H,2H,2H-Perfluoro[1,2-13C2]Hexanesulfonic Acid (M2-4:2FTS)	30		28		14-167
Perfluoro[1,2,3,4,6-13C5]Hexanoic Acid (M5PFHxA)	**18**	Q	**17**	Q	66-128
Perfluoro[1,2,3,4-13C4]Heptanoic Acid (M4PFHpA)	**19**	Q	**20**	Q	71-129
Perfluoro[1,2,3-13C3]Hexanesulfonic Acid (M3PFHxS)	**45**	Q	**37**	Q	78-139
Perfluoro[13C8]Octanoic Acid (M8PFOA)	**24**	Q	**23**	Q	75-130
1H,1H,2H,2H-Perfluoro[1,2-13C2]Octanesulfonic Acid (M2-6:2FTS)	33		28		20-154
Perfluoro[13C9]Nonanoic Acid (M9PFNA)	**25**	Q	**27**	Q	72-140
Perfluoro[13C8]Octanesulfonic Acid (M8PFOS)	**46**	Q	**37**	Q	79-136
Perfluoro[1,2,3,4,5,6-13C6]Decanoic Acid (M6PFDA)	**26**	Q	**28**	Q	75-130
N-Deuteriomethylperfluoro-1-octanesulfonamidoacetic Acid (d3-NMeFOSAA)	**2**	Q	**2**	Q	31-134
Perfluoro[1,2,3,4,5,6,7-13C7]Undecanoic Acid (M7-PFUDA)	**33**	Q	**28**	Q	61-155
N-Deuterioethylperfluoro-1-octanesulfonamidoacetic Acid (d5-NEtFOSAA)	**6**	Q	**5**	Q	34-137
Perfluoro[1,2-13C2]Dodecanoic Acid (MPFDOA)	**33**	Q	**27**	Q	54-150
Perfluoro[1,2-13C2]Tetradecanoic Acid (M2PFTEDA)	36		27		24-159
2,3,3,3-Tetrafluoro-2-[1,1,2,2,3,3,3-Heptafluoropropoxy]-13C3-Propanoic Acid (M3HFPO-DA)	23		24		10-203

INORGANICS
&
MISCELLANEOUS

Project Name: TROY MILLS LANDFILL SUPERFUND
Project Number: 04.0190987.33

Lab Number: L2261519
Report Date: 12/09/22

SAMPLE RESULTS

Lab ID: L2261519-01
Client ID: TRY_MW-901S-1
Sample Location: TROY, NH

Date Collected: 10/28/22 08:05
Date Received: 11/02/22
Field Prep: Not Specified

Sample Depth:
Matrix: Soil

Parameter	Result	Qualifier	Units	RL	MDL	Dilution Factor	Date Prepared	Date Analyzed	Analytical Method	Analyst
General Chemistry - Mansfield Lab										
Solids, Total	87.1		%	0.100	--	1	-	11/07/22 13:29	121,2540G	AM

Project Name: TROY MILLS LANDFILL SUPERFUND
Project Number: 04.0190987.33

Lab Number: L2261519
Report Date: 12/09/22

SAMPLE RESULTS

Lab ID: L2261519-02
Client ID: TRY_MW-901S-2
Sample Location: TROY, NH

Date Collected: 10/28/22 09:15
Date Received: 11/02/22
Field Prep: Not Specified

Sample Depth:
Matrix: Soil

Parameter	Result	Qualifier	Units	RL	MDL	Dilution Factor	Date Prepared	Date Analyzed	Analytical Method	Analyst
General Chemistry - Mansfield Lab										
Solids, Total	84.4		%	0.100	--	1	-	11/07/22 13:29	121,2540G	AM

Project Name: TROY MILLS LANDFILL SUPERFUND
Project Number: 04.0190987.33

Lab Number: L2261519
Report Date: 12/09/22

SAMPLE RESULTS

Lab ID: L2261519-03
Client ID: TRY_MW-901S-2 DUP
Sample Location: TROY, NH

Date Collected: 10/28/22 09:15
Date Received: 11/02/22
Field Prep: Not Specified

Sample Depth:
Matrix: Soil

Parameter	Result	Qualifier	Units	RL	MDL	Dilution Factor	Date Prepared	Date Analyzed	Analytical Method	Analyst
General Chemistry - Mansfield Lab										
Solids, Total	85.8		%	0.100	--	1	-	11/07/22 13:29	121,2540G	AM

Project Name: TROY MILLS LANDFILL SUPERFUND
Project Number: 04.0190987.33

Lab Number: L2261519
Report Date: 12/09/22

SAMPLE RESULTS

Lab ID: L2261519-04
Client ID: TRY_MW-901S-3
Sample Location: TROY, NH

Date Collected: 10/28/22 10:20
Date Received: 11/02/22
Field Prep: Not Specified

Sample Depth:
Matrix: Soil

Parameter	Result	Qualifier	Units	RL	MDL	Dilution Factor	Date Prepared	Date Analyzed	Analytical Method	Analyst
General Chemistry - Mansfield Lab										
Solids, Total	96.7		%	0.100	--	1	-	11/07/22 13:29	121,2540G	AM

Lab Duplicate Analysis

Batch Quality Control

Project Name: TROY MILLS LANDFILL SUPERFUND

Project Number: 04.0190987.33

Lab Number: L2261519

Report Date: 12/09/22

Parameter	Native Sample	Duplicate Sample	Units	RPD	Qual	RPD Limits
General Chemistry - Mansfield Lab Associated sample(s): 01-04 QC Batch ID: WG1709040-1 QC Sample: L2261519-01 Client ID: TRY_MW-901S-1						
Solids, Total	87.1	88.4	%	1		10

Project Name: TROY MILLS LANDFILL SUPERFUND
Project Number: 04.0190987.33

Lab Number: L2261519
Report Date: 12/09/22

Sample Receipt and Container Information

Were project specific reporting limits specified? YES

Cooler Information

Cooler	Custody Seal
A	Absent

Container Information

Container ID	Container Type	Cooler	Initial pH	Final pH	Temp deg C	Pres	Seal	Frozen Date/Time	Analysis(*)
L2261519-01A	Plastic 8oz unpreserved	A	NA		2.6	Y	Absent		A2-537-ISOTOPE-FULL(90)
L2261519-01B	Plastic 2oz unpreserved for TS	A	NA		2.6	Y	Absent		A2-TS(7)
L2261519-02A	Plastic 8oz unpreserved	A	NA		2.6	Y	Absent		A2-537-ISOTOPE-FULL(90)
L2261519-02B	Plastic 2oz unpreserved for TS	A	NA		2.6	Y	Absent		A2-TS(7)
L2261519-03A	Plastic 8oz unpreserved	A	NA		2.6	Y	Absent		A2-537-ISOTOPE-FULL(90)
L2261519-03B	Plastic 2oz unpreserved for TS	A	NA		2.6	Y	Absent		A2-TS(7)
L2261519-04A	Plastic 8oz unpreserved	A	NA		2.6	Y	Absent		A2-537-ISOTOPE-FULL(90)
L2261519-04B	Plastic 2oz unpreserved for TS	A	NA		2.6	Y	Absent		A2-TS(7)

*Values in parentheses indicate holding time in days

Project Name: TROY MILLS LANDFILL SUPERFUND
Project Number: 04.0190987.33
Lab Number: L2261519
Report Date: 12/09/22

PFAS PARAMETER SUMMARY

Parameter	Acronym	CAS Number
PERFLUOROALKYL CARBOXYLIC ACIDS (PFCAs)		
Perfluorooctadecanoic Acid	PFODA	16517-11-6
Perfluorohexadecanoic Acid	PFHxDA	67905-19-5
Perfluorotetradecanoic Acid	PFTA/PFTeDA	376-06-7
Perfluorotridecanoic Acid	PFTrDA	72629-94-8
Perfluorododecanoic Acid	PFDoA	307-55-1
Perfluoroundecanoic Acid	PFUnA	2058-94-8
Perfluorodecanoic Acid	PFDA	335-76-2
Perfluorononanoic Acid	PFNA	375-95-1
Perfluorooctanoic Acid	PFOA	335-67-1
Perfluoroheptanoic Acid	PFHpA	375-85-9
Perfluorohexanoic Acid	PFHxA	307-24-4
Perfluoropentanoic Acid	PFPeA	2706-90-3
Perfluorobutanoic Acid	PFBA	375-22-4
PERFLUOROALKYL SULFONIC ACIDS (PFSAs)		
Perfluorododecanesulfonic Acid	PFDoDS/PFDoS	79780-39-5
Perfluorodecanesulfonic Acid	PFDS	335-77-3
Perfluorononanesulfonic Acid	PFNS	68259-12-1
Perfluorooctanesulfonic Acid	PFOS	1763-23-1
Perfluoroheptanesulfonic Acid	PFHpS	375-92-8
Perfluorohexanesulfonic Acid	PFHxS	355-46-4
Perfluoropentanesulfonic Acid	PFPeS	2706-91-4
Perfluorobutanesulfonic Acid	PFBS	375-73-5
Perfluoropropanesulfonic Acid	PFPrS	423-41-6
FLUOROTELOMERS		
1H,1H,2H,2H-Perfluorododecanesulfonic Acid	10:2FTS	120226-60-0
1H,1H,2H,2H-Perfluorodecanesulfonic Acid	8:2FTS	39108-34-4
1H,1H,2H,2H-Perfluorooctanesulfonic Acid	6:2FTS	27619-97-2
1H,1H,2H,2H-Perfluorohexanesulfonic Acid	4:2FTS	757124-72-4
PERFLUOROALKANE SULFONAMIDES (FASAs)		
Perfluorooctanesulfonamide	FOSA/PFOSA	754-91-6
N-Ethyl Perfluorooctane Sulfonamide	NEtFOSA	4151-50-2
N-Methyl Perfluorooctane Sulfonamide	NMeFOSA	31506-32-8
PERFLUOROALKANE SULFONYL SUBSTANCES		
N-Ethyl Perfluorooctanesulfonamido Ethanol	NEtFOSE	1691-99-2
N-Methyl Perfluorooctanesulfonamido Ethanol	NMeFOSE	24448-09-7
N-Ethyl Perfluorooctanesulfonamidoacetic Acid	NEtFOSAA	2991-50-6
N-Methyl Perfluorooctanesulfonamidoacetic Acid	NMeFOSAA	2355-31-9
PER- and POLYFLUOROALKYL ETHER CARBOXYLIC ACIDS		
2,3,3,3-Tetrafluoro-2-[1,1,2,2,3,3,3-Heptafluoropropoxy]-Propanoic Acid	HFPO-DA	13252-13-6
4,8-Dioxa-3h-Perfluorononanoic Acid	ADONA	919005-14-4
CHLORO-PERFLUOROALKYL SULFONIC ACIDS		
11-Chloroeicosafluoro-3-Oxaundecane-1-Sulfonic Acid	11Cl-PF3OUdS	763051-92-9
9-Chlorohexadecafluoro-3-Oxanone-1-Sulfonic Acid	9Cl-PF3ONS	756426-58-1
PERFLUOROETHER SULFONIC ACIDS (PFESAs)		
Perfluoro(2-Ethoxyethane)Sulfonic Acid	PFEESA	113507-82-7
PERFLUOROETHER/POLYETHER CARBOXYLIC ACIDS (PFPCAs)		
Perfluoro-3-Methoxypropanoic Acid	PFMPA	377-73-1
Perfluoro-4-Methoxybutanoic Acid	PFMBA	863090-89-5
Nonafluoro-3,6-Dioxaheptanoic Acid	NFDHA	151772-58-6

Project Name: TROY MILLS LANDFILL SUPERFUND
Project Number: 04.0190987.33

Lab Number: L2261519
Report Date: 12/09/22

PFAS PARAMETER SUMMARY

Parameter	Acronym	CAS Number
FLUOROTELOMER CARBOXYLIC ACIDS (FTCAs)		
3-Perfluoroheptyl Propanoic Acid	7:3FTCA	812-70-4
2H,2H,3H,3H-Perfluorooctanoic Acid	5:3FTCA	914637-49-3
3-Perfluoropropyl Propanoic Acid	3:3FTCA	356-02-5

Project Name:	TROY MILLS LANDFILL SUPERFUND	**Lab Number:**	L2261519
Project Number:	04.0190987.33	**Report Date:**	12/09/22

GLOSSARY

Acronyms

DL	- Detection Limit: This value represents the level to which target analyte concentrations are reported as estimated values, when those target analyte concentrations are quantified below the limit of quantitation (LOQ). The DL includes any adjustments from dilutions, concentrations or moisture content, where applicable. (DoD report formats only.)
EDL	- Estimated Detection Limit: This value represents the level to which target analyte concentrations are reported as estimated values, when those target analyte concentrations are quantified below the reporting limit (RL). The EDL includes any adjustments from dilutions, concentrations or moisture content, where applicable. The use of EDLs is specific to the analysis of PAHs using Solid-Phase Microextraction (SPME).
EMPC	- Estimated Maximum Possible Concentration: The concentration that results from the signal present at the retention time of an analyte when the ions meet all of the identification criteria except the ion abundance ratio criteria. An EMPC is a worst-case estimate of the concentration.
EPA	- Environmental Protection Agency.
LCS	- Laboratory Control Sample: A sample matrix, free from the analytes of interest, spiked with verified known amounts of analytes or a material containing known and verified amounts of analytes.
LCSD	- Laboratory Control Sample Duplicate: Refer to LCS.
LFB	- Laboratory Fortified Blank: A sample matrix, free from the analytes of interest, spiked with verified known amounts of analytes or a material containing known and verified amounts of analytes.
LOD	- Limit of Detection: This value represents the level to which a target analyte can reliably be detected for a specific analyte in a specific matrix by a specific method. The LOD includes any adjustments from dilutions, concentrations or moisture content, where applicable. (DoD report formats only.)
LOQ	- Limit of Quantitation: The value at which an instrument can accurately measure an analyte at a specific concentration. The LOQ includes any adjustments from dilutions, concentrations or moisture content, where applicable. (DoD report formats only.) Limit of Quantitation: The value at which an instrument can accurately measure an analyte at a specific concentration. The LOQ includes any adjustments from dilutions, concentrations or moisture content, where applicable. (DoD report formats only.)
MDL	- Method Detection Limit: This value represents the level to which target analyte concentrations are reported as estimated values, when those target analyte concentrations are quantified below the reporting limit (RL). The MDL includes any adjustments from dilutions, concentrations or moisture content, where applicable.
MS	- Matrix Spike Sample: A sample prepared by adding a known mass of target analyte to a specified amount of matrix sample for which an independent estimate of target analyte concentration is available. For Method 332.0, the spike recovery is calculated using the native concentration, including estimated values.
MSD	- Matrix Spike Sample Duplicate: Refer to MS.
NA	- Not Applicable.
NC	- Not Calculated: Term is utilized when one or more of the results utilized in the calculation are non-detect at the parameter's reporting unit.
NDPA/DPA	- N-Nitrosodiphenylamine/Diphenylamine.
NI	- Not Ignitable.
NP	- Non-Plastic: Term is utilized for the analysis of Atterberg Limits in soil.
NR	- No Results: Term is utilized when 'No Target Compounds Requested' is reported for the analysis of Volatile or Semivolatile Organic TIC only requests.
RL	- Reporting Limit: The value at which an instrument can accurately measure an analyte at a specific concentration. The RL includes any adjustments from dilutions, concentrations or moisture content, where applicable.
RPD	- Relative Percent Difference: The results from matrix and/or matrix spike duplicates are primarily designed to assess the precision of analytical results in a given matrix and are expressed as relative percent difference (RPD). Values which are less than five times the reporting limit for any individual parameter are evaluated by utilizing the absolute difference between the values; although the RPD value will be provided in the report.
SRM	- Standard Reference Material: A reference sample of a known or certified value that is of the same or similar matrix as the associated field samples.
STLP	- Semi-dynamic Tank Leaching Procedure per EPA Method 1315.
TEF	- Toxic Equivalency Factors: The values assigned to each dioxin and furan to evaluate their toxicity relative to 2,3,7,8-TCDD.
TEQ	- Toxic Equivalent: The measure of a sample's toxicity derived by multiplying each dioxin and furan by its corresponding TEF and then summing the resulting values.
TIC	- Tentatively Identified Compound: A compound that has been identified to be present and is not part of the target compound list (TCL) for the method and/or program. All TICs are qualitatively identified and reported as estimated concentrations.

Report Format: Data Usability Report

Project Name:	TROY MILLS LANDFILL SUPERFUND	**Lab Number:**	L2261519
Project Number:	04.0190987.33	**Report Date:**	12/09/22

Footnotes

1 - The reference for this analyte should be considered modified since this analyte is absent from the target analyte list of the original method.

Terms

Analytical Method: Both the document from which the method originates and the analytical reference method. (Example: EPA 8260B is shown as 1,8260B.) The codes for the reference method documents are provided in the References section of the Addendum.

Chlordane: The target compound Chlordane (CAS No. 57-74-9) is reported for GC ECD analyses. Per EPA,this compound "refers to a mixture of chlordane isomers, other chlorinated hydrocarbons and numerous other components." (Reference: USEPA Toxicological Review of Chlordane, In Support of Summary Information on the Integrated Risk Information System (IRIS), December 1997.)

Difference: With respect to Total Oxidizable Precursor (TOP) Assay analysis, the difference is defined as the Post-Treatment value minus the Pre-Treatment value.

Final pH: As it pertains to Sample Receipt & Container Information section of the report, Final pH reflects pH of container determined after adjustment at the laboratory, if applicable. If no adjustment required, value reflects Initial pH.

Frozen Date/Time: With respect to Volatile Organics in soil, Frozen Date/Time reflects the date/time at which associated Reagent Water-preserved vials were initially frozen. Note: If frozen date/time is beyond 48 hours from sample collection, value will be reflected in 'bold'.

Gasoline Range Organics (GRO): Gasoline Range Organics (GRO) results include all chromatographic peaks eluting from Methyl tert butyl ether through Naphthalene, with the exception of GRO analysis in support of State of Ohio programs, which includes all chromatographic peaks eluting from Hexane through Dodecane.

Initial pH: As it pertains to Sample Receipt & Container Information section of the report, Initial pH reflects pH of container determined upon receipt, if applicable.

PAH Total: With respect to Alkylated PAH analyses, the 'PAHs, Total' result is defined as the summation of results for all or a subset of the following compounds: Naphthalene, C1-C4 Naphthalenes, 2-Methylnaphthalene, 1-Methylnaphthalene, Biphenyl, Acenaphthylene, Acenaphthene, Fluorene, C1-C3 Fluorenes, Phenanthrene, C1-C4 Phenanthrenes/Anthracenes, Anthracene, Fluoranthene, Pyrene, C1-C4 Fluoranthenes/Pyrenes, Benz(a)anthracene, Chrysene, C1-C4 Chrysenes, Benzo(b)fluoranthene, Benzo(j)+(k)fluoranthene, Benzo(e)pyrene, Benzo(a)pyrene, Perylene, Indeno(1,2,3-cd)pyrene, Dibenz(ah)+(ac)anthracene, Benzo(g,h,i)perylene. If a 'Total' result is requested, the results of its individual components will also be reported.

PFAS Total: With respect to PFAS analyses, the 'PFAS, Total (5)' result is defined as the summation of results for: PFHpA, PFHxS, PFOA, PFNA and PFOS. In addition, the 'PFAS, Total (6)' result is defined as the summation of results for: PFHpA, PFHxS, PFOA, PFNA, PFDA and PFOS. For MassDEP DW compliance analysis only, the 'PFAS, Total (6)' result is defined as the summation of results at or above the RL. Note: If a 'Total' result is requested, the results of its individual components will also be reported.

Total: With respect to Organic analyses, a 'Total' result is defined as the summation of results for individual isomers or Aroclors. If a 'Total' result is requested, the results of its individual components will also be reported. This is applicable to 'Total' results for methods 8260, 8081 and 8082.

Data Qualifiers

A - Spectra identified as "Aldol Condensates" are byproducts of the extraction/concentration procedures when acetone is introduced in the process.

B - The analyte was detected above the reporting limit in the associated method blank. Flag only applies to associated field samples that have detectable concentrations of the analyte at less than ten times (10x) the concentration found in the blank. For MCP-related projects, flag only applies to associated field samples that have detectable concentrations of the analyte at less than ten times (10x) the concentration found in the blank. For DOD-related projects, flag only applies to associated field samples that have detectable concentrations of the analyte at less than ten times (10x) the concentration found in the blank AND the analyte was detected above one-half the reporting limit (or above the reporting limit for common lab contaminants) in the associated method blank. For NJ-Air-related projects, flag only applies to associated field samples that have detectable concentrations of the analyte above the reporting limit. For NJ-related projects (excluding Air), flag only applies to associated field samples that have detectable concentrations of the analyte, which was detected above the reporting limit in the associated method blank or above five times the reporting limit for common lab contaminants (Phthalates, Acetone, Methylene Chloride, 2-Butanone).

C - Co-elution: The target analyte co-elutes with a known lab standard (i.e. surrogate, internal standards, etc.) for co-extracted analyses.

D - Concentration of analyte was quantified from diluted analysis. Flag only applies to field samples that have detectable concentrations of the analyte.

E - Concentration of analyte exceeds the range of the calibration curve and/or linear range of the instrument.

F - The ratio of quantifier ion response to qualifier ion response falls outside of the laboratory criteria. Results are considered to be an estimated maximum concentration.

G - The concentration may be biased high due to matrix interferences (i.e, co-elution) with non-target compound(s). The result should be considered estimated.

H - The analysis of pH was performed beyond the regulatory-required holding time of 15 minutes from the time of sample collection.

I - The lower value for the two columns has been reported due to obvious interference.

J - Estimated value. This represents an estimated concentration for Tentatively Identified Compounds (TICs).

M - Reporting Limit (RL) exceeds the MCP CAM Reporting Limit for this analyte.

Report Format: Data Usability Report

Project Name:	TROY MILLS LANDFILL SUPERFUND	**Lab Number:**	L2261519
Project Number:	04.0190987.33	**Report Date:**	12/09/22

Data Qualifiers

ND - Not detected at the reporting limit (RL) for the sample.

NJ - Presumptive evidence of compound. This represents an estimated concentration for Tentatively Identified Compounds (TICs), where the identification is based on a mass spectral library search.

P - The RPD between the results for the two columns exceeds the method-specified criteria.

Q - The quality control sample exceeds the associated acceptance criteria. For DOD-related projects, LCS and/or Continuing Calibration Standard exceedences are also qualified on all associated sample results. Note: This flag is not applicable for matrix spike recoveries when the sample concentration is greater than 4x the spike added or for batch duplicate RPD when the sample concentrations are less than 5x the RL. (Metals only.)

R - Analytical results are from sample re-analysis.

RE - Analytical results are from sample re-extraction.

S - Analytical results are from modified screening analysis.

V - The surrogate associated with this target analyte has a recovery outside the QC acceptance limits. (Applicable to MassDEP DW Compliance samples only.)

Z - The batch matrix spike and/or duplicate associated with this target analyte has a recovery/RPD outside the QC acceptance limits. (Applicable to MassDEP DW Compliance samples only.)

REFERENCES

121 Standard Methods for the Examination of Water and Wastewater. APHA-AWWA-WEF. Standard Methods Online.

134 Determination of Selected Perfluorinated Alkyl Acids in Drinking Water by Solid Phase Extraction and Liquid Chromatography/Tandem Mass Spectrometry (LC/MS/MS) using Isotope Dilution. Alpha SOP 23528.

LIMITATION OF LIABILITIES

Alpha Analytical performs services with reasonable care and diligence normal to the analytical testing laboratory industry. In the event of an error, the sole and exclusive responsibility of Alpha Analytical shall be to re-perform the work at it's own expense. In no event shall Alpha Analytical be held liable for any incidental, consequential or special damages, including but not limited to, damages in any way connected with the use of, interpretation of, information or analysis provided by Alpha Analytical.

We strongly urge our clients to comply with EPA protocol regarding sample volume, preservation, cooling, containers, sampling procedures, holding time and splitting of samples in the field.

Certification Information

The following analytes are not included in our Primary NELAP Scope of Accreditation:

Westborough Facility
EPA 624/624.1: m/p-xylene, o-xylene, Naphthalene
EPA 625/625.1: alpha-Terpineol
EPA 8260C/8260D: NPW: 1,2,4,5-Tetramethylbenzene; 4-Ethyltoluene, Azobenzene; SCM: Iodomethane (methyl iodide), 1,2,4,5-Tetramethylbenzene; 4-Ethyltoluene.
EPA 8270D/8270E: NPW: Dimethylnaphthalene,1,4-Diphenylhydrazine, alpha-Terpineol; SCM: Dimethylnaphthalene,1,4-Diphenylhydrazine.
SM4500: NPW: Amenable Cyanide; SCM: Total Phosphorus, TKN, NO2, NO3.

Mansfield Facility
SM 2540D: TSS
EPA 8082A: NPW: PCB: 1, 5, 31, 87,101, 110, 141, 151, 153, 180, 183, 187.
EPA TO-15: Halothane, 2,4,4-Trimethyl-2-pentene, 2,4,4-Trimethyl-1-pentene, Thiophene, 2-Methylthiophene, 3-Methylthiophene, 2-Ethylthiophene, 1,2,3-Trimethylbenzene, Indan, Indene, 1,2,4,5-Tetramethylbenzene, Benzothiophene, 1-Methylnaphthalene.
Biological Tissue Matrix: EPA 3050B

The following analytes are included in our Massachusetts DEP Scope of Accreditation

Westborough Facility:

Drinking Water
EPA 300.0: Chloride, Nitrate-N, Fluoride, Sulfate; **EPA 353.2**: Nitrate-N, Nitrite-N; **SM4500NO3-F**: Nitrate-N, Nitrite-N; **SM4500F-C, SM4500CN-CE, EPA 180.1, SM2130B, SM4500Cl-D, SM2320B, SM2540C, SM4500H-B, SM4500NO2-B**
EPA 332: Perchlorate; **EPA 524.2:** THMs and VOCs; **EPA 504.1:** EDB, DBCP.
Microbiology: **SM9215B; SM9223-P/A, SM9223B-Colilert-QT,SM9222D**.

Non-Potable Water
SM4500H,B, EPA 120.1, SM2510B, SM2540C, SM2320B, SM4500CL-E, SM4500F-BC, SM4500NH3-BH: Ammonia-N and Kjeldahl-N, **EPA 350.1**: Ammonia-N, **LACHAT 10-107-06-1-B**: Ammonia-N, **EPA 351.1, SM4500NO3-F, EPA 353.2**: Nitrate-N**, SM4500P-E, SM4500P-B, E, SM4500SO4-E, SM5220D, EPA 410.4, SM5210B, SM5310C, SM4500CL-D, EPA 1664, EPA 420.1, SM4500-CN-CE, SM2540D, EPA 300: Chloride, Sulfate, Nitrate.**
EPA 624.1: Volatile Halocarbons & Aromatics,
EPA 608.3: Chlordane, Toxaphene, Aldrin, alpha-BHC, beta-BHC, gamma-BHC, delta-BHC, Dieldrin, DDD, DDE, DDT, Endosulfan I, Endosulfan II, Endosulfan sulfate, Endrin, Endrin Aldehyde, Heptachlor, Heptachlor Epoxide, PCBs
EPA 625.1: SVOC (Acid/Base/Neutral Extractables), **EPA 600/4-81-045**: PCB-Oil.
Microbiology: **SM9223B-Colilert-QT; Enterolert-QT, SM9221E, EPA 1600, EPA 1603, SM9222D.**

Mansfield Facility:

Drinking Water
EPA 200.7: Al, Ba, Cd, Cr, Cu, Fe, Mn, Ni, Na, Ag, Ca, Zn. **EPA 200.8:** Al, Sb, As, Ba, Be, Cd, Cr, Cu, Pb, Mn, Ni, Se, Ag, TL, Zn. **EPA 245.1** Hg.
EPA 522, EPA 537.1.

Non-Potable Water
EPA 200.7: Al, Sb, As, Be, Cd, Ca, Cr, Co, Cu, Fe, Pb, Mg, Mn, Mo, Ni, K, Se, Ag, Na, Sr, TL, Ti, V, Zn.
EPA 200.8: Al, Sb**,** As, Be, Cd, Cr, Cu, Fe, Pb, Mn, Ni, K, Se, Ag, Na, TL, Zn.
EPA 245.1 Hg.
SM2340B

For a complete listing of analytes and methods, please contact your Alpha Project Manager.

CHAIN OF CUSTODY

PAGE 1 OF 1

ALPHA ANALYTICAL

Westborough, MA TEL: 508-898-9220 FAX: 508-898-9193
Mansfield, MA TEL: 508-822-9300 FAX: 508-822-3288

Date Rec'd in Lab: 11/2/22

ALPHA Job #: L2261519

Project Information

Project Name: Troy Mills Landfill Superfund

Project Location: Troy, NH

Project #: 04.0190987.33

Project Manager: Michael Summerlin

ALPHA Quote #: Contract #1081921

Report Information Data Deliverables

☐ FAX ☒ EMAIL

☒ ADEx ☐ Add'l Deliverables

Billing Information

☒ Same as Client info PO #: 2590-03"T"

Regulatory Requirements/Report Limits

State/Fed Program	Criteria
NHDES	Sampling and Analysis Plan limits

Client Information

Client: NHDES

Address: 29 Hazen Drive

Concord, NH 03302

Phone: 603-271-3649

Fax:

Email: See comments

☐ These samples have been Previously analyzed by Alpha

Turn-Around Time

☒ Standard ☐ Rush (ONLY IF PRE-APPROVED)

Due Date: Time:

Other Project Specific Requirements/Comments/Detection Limits:

Email login receipts, lab reports, and bills to michael.d.summerlinj@des.nh.gov, and megan.murphy@gza.com. Please provide excel files formatted for upload to the NHDES EMD and for GZA EQuIS upload. *Samples to be run under NHDES Contract List for the PFAS 40-compond list. Temperature Blank included in cooler.

ANALYSIS

SAMPLE HANDLING
Filtration
☐ Done
☒ Not Needed
☐ Lab to do
Preservation
☐ Lab to do
(Please specify below)

ALPHA Lab ID (Lab Use Only)	Sample ID	Collection Date	Collection Time	Sample Matrix	Sampler's Initials	PFAS (NHDES Contract List *)	Sample Specific Comments	TOTAL # BOTTLES
61519-01	TRY_MW-901S-1	10/28/22	08:05	Soil	EBD	☒		2
-02	TRY_MW-901S-2	10/28/22	09:15	Soil	EBD	☒		2
-03	TRY_MW-901S-2 DUP	10/28/22	09:15	Soil	EBD	☒		2
-04	TRY_MW-901S-3	10/28/22	10:20	Soil	EBD	☒		2

Container Type	P
Preservative	A

Relinquished By:	Date/Time	Received By:	Date/Time
[signature]	11/2/22 1200	[signature]	11/2/22 1200
[signature]	11/2/22 1700	[signature]	11/2/22 1700
[signature] AAL	11/2/22 17:25	[signature] AAL	11/2/22 17:25
[signature] AAL	11/2/22 19:35	[signature]	11/2/22 1935
[signature]	11/2/22 2033	[signature]	11/2/22 2033

Please print clearly, legibly and completely. Samples can not be logged in and turnaround time clock will not start until any ambiguities are resolved. All samples submitted are subject to Alpha's Payment Terms.

Appendix I – Completed Field Measurement Forms

Water Level Worksheet

4.27

Water Level Worksheet

Troy Mills Landfill Superfund Site, Troy, New Hampshire

Date: 10/31/22

Field Personnel: E. Dyrness, M. Murphy

Monitoring Well Designation	Well Type (2-in, 1.5-in etc.)	Measuring Point	Reported Depth to Well Bottom (ft., referenced to measuring point)	Measured Depth To Water (ft., referenced to measuring point)	Measured Depth to Well Bottom (ft., referenced to measuring point) Only if specified in SAP & as noted below.	Comments
TRY_M-1	1 1/2-in PVC	PVC	67.3 [2]	8.96	dedicated equip	Measure depth next time pump is removed
TRY_M-7	1 1/2-in PVC	PVC	17.3	9.38	dedicated equip	
TRY_M-7D	1 1/2-in PVC	PVC	81.36	5.99		
TRY_MW-A28	1 1/2-in PVC	PVC	13.03	9.36		
TRY_MW-C6S	2-in PVC	PVC	15.2	6.80		No tubing
TRY_MW-C6D	2-in PVC	PVC	38.0	7.55	dedicated equip	
* TRY_MW-101S	2-in PVC	PVC	29.40	Dry at 23.01	dedicated equip	replace tubing near top
TRY_MW-101D	2-in PVC	PVC	67.12	20.46	dedicated equip	tubing crimped
TRY_MW-102	2-in PVC	Casing	36.2 [2]	25.48		S.P.
TRY_MW-104S	2-in PVC	PVC	17.7 [2,3]	3.64	dedicated equip	no cable holding equipment, clogged airline
TRY_MW-104D	2-in PVC	PVC	52.1 [2]	3.72	dedicated equip	no cable holding equipment, clogged airline
TRY_MW-105S	2-in PVC	PVC	21.08	11.50	dedicated equip	mouse nest in well, chewed through top of waterline tubing
TRY_MW-105D	2-in PVC	PVC	87.92	12.09		
TRY_MW-201SX	2-in PVC	PVC	17.23	8.34	dedicated equip	
TRY_MW-202P	4-in PVC	PVC	61.55	10.42		No Tubing
TRY_MW-204	2-in PVC	PVC	32.8	24.24	dedicated equip	new historic low
TRY_MW-205	2-in PVC	PVC	39.1	35.59	dedicated equip	
TRY_MW-301X	2-in PVC	PVC	52.5	38.68	S.P.	
TRY_MW-501D	2-in PVC	PVC	31.85	6.51	dedicated equip	
TRY_MW-501X	2-in PVC	PVC	14.04	6.54 MM ~~Dry/10.16~~		
TRY_MW-508X	2-in PVC	PVC	9.7	7.38 MM ~~Dry/10.16~~		
TRY_MW-601S	2-in PVC	PVC	29.3	24.06	dedicated equip	
TRY_MW-601D	2-in PVC	PVC	62.1	25.09	dedicated equip	
TRY_MW-601B	2-in PVC	PVC	86.06	26.05	86.06	SP, Tall Casing

Water Level Worksheet
Troy Mills Landfill Superfund Site, Troy, New Hampshire

Date: 10/31/22

Field Personnel: E. Durness, M. Murphy

Monitoring Well Designation	Well Type (2-in, 1.5-in etc.)	Measuring Point	Reported Depth to Well Bottom (ft., referenced to measuring point)	Measured Depth To Water (ft., referenced to measuring point)	Measured Depth to Well Bottom (ft., referenced to measuring point) Only if specified in SAP & as noted below.	Comments	
TRY_MW-602B	2-in PVC	PVC	47.5	23.53	dedicated equip		
TRY_MW-701	2-in PVC	PVC	78.3	12.62	dedicated equip	clogged airline	
TRY_MW-702SX	2-in PVC	PVC	15.4	10.32	14.79	Measure depth in 2022	Intake 11.7'
TRY_MW-702D	2-in PVC	PVC	46.4 [2,3]	8.76		no equip	33.0
TRY_MW-801	2-in PVC	PVC	46.4	35.87		SP,	
TRY_MW-802	2-in PVC	PVC	35.6	31.18	S.P.		
TRY_MW-803	2-in PVC	PVC	32.3	Dry at 29.19	dedicated equip		
TRY_MW-804	2-in PVC	PVC	36.0	Dry at 32.47	dedicated equip		
TRY_MW-805	2-in PVC	PVC	42.4	33.84		SP,	
TRY_MW-901S	2-in PVC	PVC	39.04	38.56	39.04	SP,	39.01
TRY_MW-901B	2-in PVC	PVC	74.82	34.88	74.82	SP,	
TRY_MW-902S	2-in PVC	PVC	31.48	25.02	31.48	Peri	
TRY_MW-902B	2-in PVC	PVC	110.77	32.17	110.77	SP	
TRY_MW-903S	2-in PVC	PVC	15.22	7.30	15.22	orange floc on probe Peri	
TRY_MW-903B	2-in PVC	PVC	72.71	5.99	72.71	Peri	
Surface Water Location [4]							
TRY_SW-4	NA	NA	NA	1.35	NA	measured on 11/3/22	MEM 11/28/22

Notes:
1. NA = not applicable
2. Downhole information was not verified during the October 8, 2008 camera survey.
3. GZA notes that there appears to be a minor discrepancy between the historical information regarding the bottom of screen/well and that which was measured in July 2008 by GZA in three wells (TRY_MW-702S, TRY_MW-702D, & TRY_MW-104S).
4. The depth of water measurement at TRY_SW-4 is referenced to the permanently installed stream gage at that location
5. LNAPL measurements should be noted in the comments if LNAPL is observed in any well.
6. Green-shaded wells require decontamination of equipment using hexane and 2-propanol due to high levels of DEHP. All other wells may be decontaminated with a soap and water wash only.
7. Orange-shaded wells inidicates monitoring wells installed/ proposed as part of September/ October 2022 PFAS Investigation

150, 64, 222,

Surface Water / Sediment Worksheet

Surface Water / Sediment Worksheet

Troy Mills Landfill Superfund Site, Troy, New Hampshire

Date: 11-11-22 Time: 1120 Field Personnel: M. Murphy

WEATHER CONDITIONS

CURRENT	
Barometric Pressure (in mm/hg)	811.8
Storm (heavy rain): circle one	Yes or (No)
Rain (Steady Rain): circle one	Yes or (No)
Intermittent Showers: circle one	Yes or (No)
Cloud Cover (%)	100
Clear/Sunny: circle one	Yes or (No)
Comments	mid 50s

Weather Station Location Used For Historical data: East Hill/Bigelow Hill - KNHTROY4

PAST 7 DAYS

Date	11/4/22	11/5/22	11/6/22	11/7/22	11/8/22	11/9/22	11/10/22
Barometric Pressure (in mm/hg)	762.3	760.2	759.2	760.9	768.4	769.4	763.5
Estimated Rainfall (in)	0.0	0.0	0.04	0.13	0.0	0.0	0.0
Comments	NA	NA	NA	NA	NA	NA	NA
Temp (F)	54	62	64	59	40	37	49

MEM 11/28/22

STREAM / SAMPLING LOCATION CHARACTERIZATION

Provide physical description of sampling locations at the time of sampling. Provide a physical description of sediment samples if collected

Sample Location: SW-100 - little organic matter, sandy to cobble bottom, rapidly moving water, clear, clear water column, ~ 9-inches deep at sample location

Photograph #, date & time: Photo SW-100 - 11/11/22; 1125 → upstream, downstream, sample spot, across stream

Sample Location: SW-3 (DUP) - little organic matter, sandy with some gravel, very rapidly moving water, clear water column, ~1.25-feet deep at sample location

Photograph #, date & time: Photo SW-3 - 11/11/22; 1225 → upstream, downstream, sample spot, cross stream

Sample Location: SW-4 - little organic matter, sandy and some gravel ~~[illegible]~~, rip-roaring rapids, clear, clear water column, ~1-foot at sample location

Photograph #, date & time: Photo SW-4 - 11/11/22; 1410 → upstream, downstream, sample location, across stream

Sample Location: SW-1 - no organic matter, cobbles, rip-roaring rapids, clear, clear water column, ~ 8-inches

Photograph #, date & time: Photo SW-1 - 11/11/22; 1430 → upstream, downstream, sample location, across stream

Sample Location:

Photograph #, date & time:

IN SITU SURFACE WATER QUALITY DATA

Minimum 2 minute parameter stabilization period met (Y/N)?

Sample Location ID	Temperature (°C)	Specific Conductivity (µS/cm)	pH units	ORP/Eh (mV)	DO (mg/L)	Turbidity (NTU)	Sample Time	Comments
TRY_SW-1	12	33	6.2	100	10.9	1	1430	Begin raining
TRY_SW-3	11	33	6.2	59.5	11.1	2	1225	
TRY_SW-4	MM ~~11~~ 12	33	6.1	95.5	11.1	1	1410	
TRY_SW-100	10	34	6.7	28.9	11.5	2	1120	
TRY_SW-SDP								

TRY_SW-4 STREAM-STAGE MEASUREMENT (FT)

Initial Synoptic Stream-Stage (from Water Level Measurement Form)	Date:	NA	Depth of Water (ft):	NA	Comments:	MEM 11/28/22
Stream-stage when sampling TRY_MW-104S/D cluster	Date:	11/3/22	Depth of Water (ft):	1.35	Comments:	
Stream-stage when sampling surface water TRY_SW-4	Date:	11/11/22	Depth of Water (ft):	1.46	Comments:	

Notes 1 Surface Water Quality Parameters are collected using the multiparameter meter and Hach 2100P/2100Q units. Both units are calibrated in accordance with the calibration SOP in the SAP.

AquaTroll Low-Flow Test Reports

Low-Flow Test Report:

Test Date / Time: 11/9/2022 10:53:30 AM
Project: TRY_M-1 Troy Mills Landfill
Operator Name: Matt Bergen

Location Name: TRY_M-1 **Well Diameter: 1.5 in** **Casing Type: PVC** **Screen Length: 59 ft** **Top of Screen: 8.3 ft** **Total Depth: 67.3 ft** **Initial Depth to Water:** ~~**4.4 ft**~~ 9.55 ft - AMH 11/9/22	**Pump Type: QED T1300** **Tubing Type: Teflon** **Tubing Inner Diameter: 0.25 in** **Tubing Length: 56.5 ft** **Pump Intake From TOC: 55 ft** **Flow Cell Volume: 130 ml** **Final Flow Rate: 118 ml/min** **Final Draw Down:** ~~**5.24**~~ **0.09 ft** MEM 11/9/22	**Instrument Used: Aqua TROLL 600** **Serial Number: 784826**

Test Notes:
PRIOR TO SAMPLING:

Pump Information: QED T1300 Dedicated Bladder Pump - AMH 11/9/22
MP-10 serial number:3585
Turbidity meter model and serial number (or similar unique designation, i.e., last four digits): HACH 2100Q 49932
Heron WL: 801021

PVR (including calculations): (55.0ft +1.5 ft) ft x 9.7 ml/ft + 220ml =768.05mL

Maximum allowable drawdown rate: 0.02ft/5min
Is #14 tubing used at this location? No

DURING/AFTER SAMPLING:

Pump start time: 1048 hrs

Parameters reached stabilization? Yes
If no, list parameters: n/a
Total volume purged prior to sampling: 11,000 mL
Minimum PVR reached (compare purge amount to PVR)? 11,000mL > 768.05 mL
2 Hour time limit reached? No

Modified sampling required? (Clock time when modified sampling begins): n/a
Condition that triggered Modified Sampling: n/a

Final pressure of bladder pump: 30 psi
Final refill rate: 45 sec
Final discharge rate: 15 sec

Any adjustments made (including flow rates, tubing, etc.): None

Notes (i.e. bubbles in tubing): Initial WL was 4.40 ft, but after started pumping, determined that was a false reading. True WL reading was approx. 9.55 ft. Which is below top of screen. Due to amount of time passed prior to realizing the erroneous initial water level reading, this well was also selected as a location to perform a full low flow method even when the well screen was not fully saturated. (MEM 11/9/22)
Water retracted 0" to 12" back into tubing while sampling.

Final water level: 9.68 ft
Total actual volume purged (Don t enter estimated purge volume): 12,000 mL
Measured Well Depth, if required: n/a
Pump Off:1305 hrs

Weather Conditions:
Sunny 50s

Date Time	Elapsed Time	pH	Temperature	Specific Conductivity	RDO Concentration	Turbidity	ORP	Depth to Water	Flow
		+/- 0.1	+/- 1	+/- 3 %	+/- 10 %	+/- 10 %	+/- 10	+/- 0.06	
11/9/2022 10:53 AM	00:00	6.03 pH	9.40 °C	155.22 µS/cm	2.16 mg/L	NR AMH 11/9/22	49.8 mV	NR AMH 11/9/22	NR AMH 11/9/22
11/9/2022 10:58 AM	05:00	5.91 pH	9.25 °C	145.35 µS/cm	0.87 mg/L	NR AMH 11/9/22	43.8 mV	NR AMH 11/9/22	NR AMH 11/9/22
11/9/2022 11:03 AM	10:00	5.84 pH	9.35 °C	134.95 µS/cm	0.35 mg/L	6.00 NTU	42.1 mV	9.60 ft	104.00 ml/min
11/9/2022 11:08 AM	15:00	5.85 pH	9.48 °C	134.32 µS/cm	0.22 mg/L	4.00 NTU	79.4 mV	9.61 ft	104.00 ml/min
11/9/2022 11:13 AM	20:00	5.85 pH	9.52 °C	134.10 µS/cm	0.20 mg/L	5.00 NTU	73.8 mV	9.62 ft	104.00 ml/min
11/9/2022 11:18 AM	25:00	5.85 pH	9.74 °C	133.84 µS/cm	0.15 mg/L	7.00 NTU	74.9 mV	9.63 ft	120.00 ml/min
11/9/2022 11:23 AM	30:00	5.85 pH	9.76 °C	133.78 µS/cm	0.12 mg/L	14.00 NTU	65.6 mV	9.63 ft	110.00 ml/min
11/9/2022 11:28 AM	35:00	5.85 pH	9.76 °C	133.95 µS/cm	0.13 mg/L	25.00 NTU	64.6 mV	9.63 ft	114.00 ml/min
11/9/2022 11:33 AM	40:00	5.84 pH	9.62 °C	134.66 µS/cm	0.13 mg/L	36.00 NTU	69.0 mV	9.64 ft	110.00 ml/min
11/9/2022 11:38 AM	45:00	5.86 pH	9.76 °C	135.55 µS/cm	0.10 mg/L	59.00 NTU	80.2 mV	9.64 ft	114.00 ml/min
11/9/2022 11:43 AM	50:00	5.86 pH	9.71 °C	136.67 µS/cm	0.09 mg/L	38.00 NTU	81.9 mV	9.64 ft	114.00 ml/min
11/9/2022 11:48 AM	55:00	5.86 pH	9.72 °C	136.74 µS/cm	0.10 mg/L	30.00 NTU	77.5 mV	9.64 ft	116.00 ml/min
11/9/2022 11:53 AM	01:00:00	5.86 pH	9.73 °C	135.56 µS/cm	0.12 mg/L	60.00 NTU	79.6 mV	9.64 ft	118.00 ml/min
11/9/2022 11:58 AM	01:05:00	5.85 pH	9.72 °C	134.20 µS/cm	0.16 mg/L	48.00 NTU	83.5 mV	9.63 ft	110.00 ml/min
11/9/2022 12:03 PM	01:10:00	5.85 pH	9.68 °C	132.40 µS/cm	0.21 mg/L	43.00 NTU	88.5 mV	9.63 ft	112.00 ml/min
11/9/2022 12:08 PM	01:15:00	5.86 pH	9.79 °C	132.23 µS/cm	0.25 mg/L	29.00 NTU	90.4 mV	9.63 ft	110.00 ml/min
11/9/2022 12:13 PM	01:20:00	5.86 pH	9.74 °C	131.97 µS/cm	0.28 mg/L	33.00 NTU	92.1 mV	9.63 ft	106.00 ml/min
11/9/2022 12:18 PM	01:25:00	5.86 pH	9.73 °C	131.88 µS/cm	0.30 mg/L	20.00 NTU	93.6 mV	9.62 ft	110.00 ml/min

11/9/2022 12:23 PM	01:30:00	5.85 pH	9.83 °C	131.94 µS/cm	0.27 mg/L	24.00 NTU	93.2 mV	9.63 ft	118.00 ml/min
11/9/2022 12:28 PM	01:35:00	5.80 pH	9.74 °C	132.35 µS/cm	0.28 mg/L	11.00 NTU	97.0 mV	9.64 ft	118.00 ml/min
11/9/2022 12:33 PM	01:40:00	5.85 pH	9.79 °C	132.50 µS/cm	0.26 mg/L	11.00 NTU	96.0 mV	9.64 ft	118.00 ml/min
11/9/2022 12:38 PM	01:45:00	5.86 pH	9.79 °C	132.81 µS/cm	0.26 mg/L	12.00 NTU	94.8 mV	9.64 ft	118.00 ml/min

Samples

Sample ID:	Description:
TRY_M-1	Sample Time: 1245-1305 hrs Parameters: PFAS, VOCs, 1,4-dioxane, SVOCs, Total Mn

Low-Flow Test Report:

Test Date / Time: 11/1/2022 2:29:34 PM
Project: TRY_M-7 Troy Mills Landfill (4)
Operator Name: Beth Fulton

Location Name: TRY_M-7 **Well Diameter: 1.5 in** **Casing Type: PVC** **Screen Length: 9.5 ft** **Top of Screen: 7.8 ft** **Total Depth: 17.3 ft** **Initial Depth to Water: 9.45 ft**	**Pump Type: QED T1300** **Tubing Type: Teflon** **Tubing Inner Diameter: 0.25 in** **Tubing Length: 18 ft** **Pump Intake From TOC: 15.8 ft** **Flow Cell Volume: 130 ml** **Final Flow Rate: 50 ml/min** **Final Draw Down: 0 ft**	**Instrument Used: Aqua TROLL 600** **Serial Number: 784826**

Test Notes:
PRIOR TO SAMPLING:

Pump Information: QED T-1300
MP-10 serial number: 3585
Turbidity meter model and serial number (or similar unique designation, i.e., last four digits): HACH 2100Q 049932
SOLINST WL: 028308

PVR (including calculations): ((15.8 ft + 2.2 ft) x 9.7 ml/ft) + 220ml = 394.6 ml

Maximum allowable drawdown rate: 0.02 ft/5min
Is #14 tubing used at this location? No

DURING/AFTER SAMPLING:

Pump start time: 1425

Parameters reached stabilization? No
If no, list parameters: all parameters did not stabalize
Total volume purged prior to sampling: 500mL
Minimum PVR reached (compare purge amount to PVR)? Yes, 500 ml > 394.6 ml
2 Hour time limit reached? No

Modified sampling required? (Clock time when modified sampling begins): Yes, at time of pump start
Condition that triggered Modified Sampling: Water level (9.45 ft) is below the top of the screen (7.8 ft)

Final pressure of bladder pump: 10 psi
Final refill rate: 55 seconds
Final discharge rate: 5 seconds

Any adjustments made (including flow rates, tubing, etc.): None

Notes (i.e. bubbles in tubing): None

Final water level: 9.56 ft
Total actual volume purged (Don t enter estimated purge volume): 2.2L
Measured Well Depth, if required: NA
Pump Off: 1520

Weather Conditions:
Light rain, 50s

Low-Flow Readings:

Date Time	Elapsed Time	pH	Temperature	Specific Conductivity	RDO Concentration	Turbidity	ORP	Depth to Water	Flow
		+/- 0.1	+/- 1	+/- 3 %	+/- 10 %	+/- 10 %	+/- 10	+/- 0.06	
11/1/2022 2:29 PM	00:00	5.64 pH	12.13 °C	247.39 µS/cm	2.41 mg/L	NR AMH 11/2/22	174.7 mV	9.45 ft	52.00 ml/min
11/1/2022 2:34 PM	05:00	5.69 pH	11.87 °C	239.93 µS/cm	1.15 mg/L	1.10 NTU	174.9 mV	9.45 ft	52.00 ml/min
11/1/2022 2:39 PM	10:00	5.75 pH	12.09 °C	240.78 µS/cm	0.94 mg/L	0.90 NTU	179.6 mV	9.45 ft	50.00 ml/min

Samples

Sample ID:	Description:
TRY_M-7	Sample Time: 1440 - 1520 Parameters: PFAS, VOCs, 1,4-dioxane, SVOCs, Mn
TRY_M-7 DUP	Sample Time: 1440 Parameters: 1,4 dioxane

Low-Flow Test Report:

Test Date / Time: 11/1/2022 12:27:11 PM
Project: TRY_M-7D Troy Mills Landfill (2)
Operator Name: Beth Fulton

Location Name: TRY_M-7D **Well Diameter: 1.5 in** **Casing Type: PVC** **Screen Length: 30 ft** **Top of Screen: 50.8 ft** **Total Depth: 81.4 ft** **Initial Depth to Water: 5.99 ft**	**Pump Type: Peristaltic** **Tubing Type: Teflon** **Tubing Inner Diameter: 0.25 in** **Tubing Length: 76 ft** **Pump Intake From TOC: 74 ft** **Flow Cell Volume: 130 ml** **Final Flow Rate: 50 ml/min** **Final Draw Down:** ~~**5.774 ft**~~ 0.40 ft - AMH 11/2/22	**Instrument Used: Aqua TROLL 600** **Serial Number: 784826**

Test Notes:
PRIOR TO SAMPLING:

Pump Information: Geopump 04408
Turbidity meter model and serial number (or similar unique designation, i.e., last four digits): HACH 2100Q 049932
HERON WL: 028308

PVR (including calculations): (74 ft + 2 ft) x 9.7 ml/ft = 737 ml

Maximum allowable drawdown rate: 0.02 ft/5min
Is #14 tubing used at this location? Yes

DURING/AFTER SAMPLING:

Pump start time: 1220

Parameters reached stabilization? No
If no, list parameters: Water level, DO, ORP, specific conductivity
Total volume purged prior to sampling: 750ml
Minimum PVR reached (compare purge amount to PVR)? Yes, 750ml > ~~737ml~~ 737.2 ml - AMH 11/2/22
2 Hour time limit reached? No

Modified sampling required? (Clock time when modified sampling begins): Yes, at time of pump start
Condition that triggered Modified Sampling: Historical insufficient recharge location

Any adjustments made (including flow rates, tubing, etc.): None

Notes (i.e. bubbles in tubing): purged bubbles in tubing prior to sampling

Final water level: 7.21ft
Total actual volume purged (Don t enter estimated purge volume): 2.5L
Measured Well Depth, if required: NA
Pump Off: 1345

Weather Conditions:
Light rain, 50s

Low-Flow Readings:

Date Time	Elapsed Time	pH	Temperature	Specific Conductivity	RDO Concentration	Turbidity	ORP	Depth to Water	Flow
		+/- 0.1	+/- 1	+/- 3 %	+/- 10 %	+/- 10 %	+/- 10	+/- 0.06	
11/1/2022 12:27 PM	00:00	6.94 pH	12.01 °C	121.09 µS/cm	6.97 mg/L	1.70 NTU	170.7 mV	6.27 ft ~~cm~~	50.00 ml/min
11/1/2022 12:32 PM	05:00	7.61 pH	11.80 °C	124.32 µS/cm	2.14 mg/L	0.95 NTU	176.6 mV	6.49 ft ~~cm~~	50.00 ml/min
11/1/2022 12:37 PM	10:00	7.93 pH	11.75 °C	116.61 µS/cm	1.69 mg/L	1.90 NTU	163.8 mV	6.59 ft ~~cm~~	50.00 ml/min
11/1/2022 12:42 PM	15:00	8.07 pH	11.70 °C	116.45 µS/cm	1.43 mg/L	2.10 NTU	157.1 mV	~~6.59 cm~~ 6.67 ft AMH 11/2/22	50.00 ml/min

Samples

Sample ID:	Description:
FIELD BLANK - FULTON	Sample Time: 1240 PFAS
TRY_M-7D	Sample Time: 1245-1345 Parameters: PFAS, VOCs, SVOCs, Mn, 1,4-dioxane

Low-Flow Test Report:

Test Date / Time: 11/10/2022 9:48:43 AM
Project: TRY_MW-101D Troy Mills landfill (2)
Operator Name: M. Murphy

Location Name: TRY_MW-101D **Well Diameter: 2 in** **Casing Type: PVC** **Screen Length: 10 ft** **Top of Screen: 57.1 ft** **Total Depth: 67.1 ft** **Initial Depth to Water: 20.42 ft**	**Pump Type: QED T1250** **Tubing Type: Teflon** **Tubing Inner Diameter: 0.17 in** **Tubing Length: 64.1 ft** **Pump Intake From TOC: 62.1 ft** **Flow Cell Volume: 130 ml** **Final Flow Rate: 54 ml/min** **Final Draw Down: 0.69 ft**	**Instrument Used: Aqua TROLL 600** **Serial Number: 922696**

Test Notes:
PRIOR TO SAMPLING:

Pump Information: Dedicated QED T-1250 bladder pump
MP-10 serial number: 3584
Turbidity meter model and serial number (or similar unique designation, i.e., last four digits): HACH 2100Q 390364
Heron WL: 028309

PVR (including calculations): ((62.1 ft + 2.0 ft) x 4.5 mL/ft) + 100 mL = 388.5 mL

Maximum allowable drawdown rate: 0.02 ft/5min

DURING/AFTER SAMPLING:

Pump start time: 0940

Parameters reached stabilization? No
If no, list parameters: All parameters did not reach stabilization.

Total volume purged prior to sampling: 500mL
Minimum PVR reached (compare purge amount to PVR)? Yes , 500mL > ~~388 mL~~ 388.5 mL - AMH 11/11/2022

2 Hour time limit reached? No
Modified sampling required? (Clock time when modified sampling begins): Yes, at time of pump start
Condition that triggered Modified Sampling: Historical insufficient recharge location.

Final pressure of bladder pump: 30 psi
Final refill rate: 50 seconds
Final discharge rate: 10 seconds

Any adjustments made (including flow rates, tubing, etc.): NA

Notes (i.e. bubbles in tubing): None

Final water level: 23.15 ft

1.0 L - MEM 6/20/23

Total actual volume purged (Don t enter estimated purge volume): ~~1.0 mL~~

Measured Well Depth, if required: NA

Pump Off: 1055

Weather Conditions:
30s-60s, sunny

Low-Flow Readings:

Date Time	Elapsed Time	pH	Temperature	Specific Conductivity	RDO Concentration	Turbidity	ORP	Depth to Water	Flow
		+/- 0.1	+/- 1	+/- 3 %	+/- 10 %	+/- 10 %	+/- 10	+/- 0.06	
11/10/2022 9:48 AM	00:00	7.21 pH	10.61 °C	104.03 µS/cm	2.53 mg/L	6.00 NTU	67.5 mV	20.89 ft	85.00 ml/min
11/10/2022 9:53 AM	05:00	7.24 pH	10.53 °C	105.18 µS/cm	2.00 mg/L	3.10 NTU	16.9 mV	21.11 ft	54.00 ml/min

Samples

Sample ID:	Description:
TRY_MW-101D	Sample Time: 1000-1050 Parameters: PFAS, VOCs, 1,4-dioxane, SVOCs, Total Mn

Created using VuSitu from In-Situ, Inc.

Low-Flow Test Report:

Test Date / Time: 11/9/2022 10:35:02 AM
Project: TRY_MW-102 Troy Mills Landfill (2)
Operator Name: M. Murphy - AMH 11/9/22

Location Name: TRY_MW-102 **Well Diameter: 2 in** **Casing Type: Casing** **Screen Length: 15 ft** **Top of Screen: 21.2 ft** **Total Depth: 36.2 ft** **Initial Depth to Water: 25.49 ft**	AMH 11/9/22 **Pump Type: QED Sample Pro ~~T1250~~** **Tubing Type: Teflon** **Tubing Inner Diameter: 0.17 in** **Tubing Length: 35 ft** **Flow Cell Volume: 130 ml** **Final Flow Rate: 50 ml/min** **Final Draw Down: 2.6 ft** **Pump Intake From TOC: 34 ft** - AMH 11/9/22	**Instrument Used: Aqua TROLL 600** **Serial Number: 922696**

Test Notes:
PRIOR TO SAMPLING:

Pump Information: Sample Pro bladder pump #22415
MP-10 serial number: 3584
Turbidity meter model and serial number (or similar unique designation, i.e., last four digits): HACH 2100Q 390364
Heron WL: 028309

PVR (including calculations): ((34 ft + 1.0 ft) x 4.5 mL/ft) + 100 mL = 257.5 mL

Maximum allowable drawdown rate: 0.02 ft/5min

DURING/AFTER SAMPLING:

Pump start time: 1020

Parameters reached stabilization? No
If no, list parameters: Water Level

Total volume purged prior to sampling: 6.0L
Minimum PVR reached (compare purge amount to PVR)? Yes, 6.0L > 257.5 mL

2 Hour time limit reached? Yes
Modified sampling required? (Clock time when modified sampling begins): No
Condition that triggered Modified Sampling: NA

Final pressure of bladder pump: 19 psi
Final refill rate: 50 seconds
Final discharge rate: 10 seconds

Any adjustments made (including flow rates, tubing, etc.): No

Notes (i.e. bubbles in tubing): Due to high turbidity (>25 NTU), Total Mn was field filtered and collected as a Dissolved Mn sample. Turbidity was recorded as 43 NTU prior to collecting PFAS samples and 42 NTU prior to collecting metals sample.

Final water level: 28.92 ft
Total actual volume purged (Don t enter estimated purge volume): 6.5 L
Measured Well Depth, if required: NA

Pump Off: 1340

Weather Conditions:
20s-50s, sunny

Low-Flow Readings:

Date Time	Elapsed Time	pH	Temperature	Specific Conductivity	RDO Concentration	Turbidity	ORP	Depth to Water	Flow
		+/- 0.1	+/- 1	+/- 3 %	+/- 10 %	+/- 10 %	+/- 10	+/- 0.06	
11/9/2022 10:35 AM	00:00	6.08 pH	9.72 °C	357.40 µS/cm	3.02 mg/L	147.00 NTU	-75.0 mV	26.77 ft	80.00 ml/min
11/9/2022 10:40 AM	05:00	6.08 pH	9.67 °C	352.80 µS/cm	1.62 mg/L	132.00 NTU	-65.9 mV	26.93 ft	56.00 ml/min
11/9/2022 10:45 AM	10:00	6.08 pH	9.81 °C	346.79 µS/cm	1.45 mg/L	111.00 NTU	-57.8 mV	26.97 ft	51.00 ml/min
11/9/2022 10:50 AM	15:00	6.08 pH	9.78 °C	341.28 µS/cm	1.32 mg/L	98.00 NTU	-73.6 mV	26.99 ft	51.00 ml/min
11/9/2022 10:55 AM	20:00	6.08 pH	9.93 °C	337.35 µS/cm	1.14 mg/L	85.00 NTU	-64.0 mV	27.04 ft	51.00 ml/min
11/9/2022 11:00 AM	25:00	6.08 pH	9.89 °C	327.39 µS/cm	1.09 mg/L	75.00 NTU	-64.1 mV	27.08 ft	51.00 ml/min
11/9/2022 11:05 AM	30:00	6.08 pH	9.95 °C	315.28 µS/cm	1.03 mg/L	69.00 NTU	-67.6 mV	27.13 ft	51.00 ml/min
11/9/2022 11:10 AM	35:00	6.08 pH	9.95 °C	307.27 µS/cm	1.03 mg/L	61.00 NTU	-64.3 mV	27.17 ft	50.00 ml/min
11/9/2022 11:15 AM	40:00	6.07 pH	9.93 °C	300.60 µS/cm	0.97 mg/L	54.00 NTU	-54.4 mV	27.23 ft	50.00 ml/min
11/9/2022 11:20 AM	45:00	6.07 pH	9.98 °C	298.03 µS/cm	0.93 mg/L	50.00 NTU	-57.6 mV	27.27 ft	50.00 ml/min
11/9/2022 11:25 AM	50:00	6.06 pH	10.07 °C	294.20 µS/cm	0.89 mg/L	47.00 NTU	-50.9 mV	27.31 ft	50.00 ml/min
11/9/2022 11:30 AM	55:00	6.07 pH	10.19 °C	291.56 µS/cm	0.87 mg/L	43.00 NTU	-49.3 mV	27.35 ft	50.00 ml/min
11/9/2022 11:35 AM	01:00:00	6.07 pH	10.46 °C	286.20 µS/cm	0.84 mg/L	42.00 NTU	-49.7 mV	27.40 ft	50.00 ml/min
11/9/2022 11:40 AM	01:05:00	6.07 pH	10.30 °C	281.20 µS/cm	0.86 mg/L	40.00 NTU	-48.3 mV	27.44 ft	50.00 ml/min
11/9/2022 11:45 AM	01:10:00	6.05 pH	10.36 °C	277.40 µS/cm	0.81 mg/L	36.00 NTU	-50.7 mV	27.50 ft	50.00 ml/min
11/9/2022 11:50 AM	01:15:00	6.04 pH	10.30 °C	271.13 µS/cm	0.79 mg/L	40.00 NTU	-43.0 mV	27.57 ft	50.00 ml/min
11/9/2022 11:55 AM	01:20:00	6.02 pH	10.31 °C	265.75 µS/cm	0.71 mg/L	40.00 NTU	-40.0 mV	27.64 ft	50.00 ml/min
11/9/2022 12:00 PM	01:25:00	6.01 pH	10.26 °C	261.80 µS/cm	0.73 mg/L	38.00 NTU	-36.2 mV	27.70 ft	50.00 ml/min
11/9/2022 12:05 PM	01:30:00	6.00 pH	10.30 °C	258.78 µS/cm	0.69 mg/L	38.00 NTU	-32.3 mV	27.79 ft	50.00 ml/min
11/9/2022 12:10 PM	01:35:00	6.00 pH	10.33 °C	255.82 µS/cm	0.71 mg/L	39.00 NTU	-28.2 mV	27.83 ft	50.00 ml/min

11/9/2022 12:15 PM	01:40:00	5.99 pH	10.35 °C	250.52 µS/cm	0.68 mg/L	42.00 NTU	-27.1 mV	27.91 ft	50.00 ml/min
11/9/2022 12:20 PM	01:45:00	5.97 pH	10.32 °C	245.23 µS/cm	0.61 mg/L	44.00 NTU	-23.6 mV	27.97 ft	50.00 ml/min
11/9/2022 12:25 PM	01:50:00	5.96 pH	10.38 °C	241.89 µS/cm	0.63 mg/L	45.00 NTU	-22.8 mV	28.01 ft	50.00 ml/min
11/9/2022 12:30 PM	01:55:00	5.96 pH	10.38 °C	237.77 µS/cm	0.65 mg/L	45.00 NTU	-17.1 mV	28.05 ft	50.00 ml/min
11/9/2022 12:35 PM	02:00:00	5.95 pH	10.41 °C	235.10 µS/cm	0.62 mg/L	47.00 NTU	-14.5 mV	28.09 ft	50.00 ml/min

Samples

Sample ID:	Description:
TRY_MW-102	Sample Time: 1240 - 1335 Parameters: PFAS, VOCs, 1,4-dioxane, SVOCs, Dissolved Mn

Low-Flow Test Report:

Test Date / Time: 11/3/2022 11:05:28 AM
Project: TRY_MW-104D Troy Mills Landfill (2)
Operator Name: Beth Fulton

Location Name: TRY_MW-104D **Well Diameter: 2 in** **Casing Type: PVC** **Screen Length: 15 ft** **Top of Screen: 37.1 ft** **Total Depth: 52.1 ft** **Initial Depth to Water: 3.68 ft**	**Pump Type: QED T1250** **Tubing Type: Teflon** **Tubing Inner Diameter: 0.17 in** **Tubing Length: 49.5 ft** **Pump Intake From TOC: 48 ft** **Flow Cell Volume: 130 ml** **Final Flow Rate: 50 ml/min** **Final Draw Down: 1.26 ft**	**Instrument Used: Aqua TROLL 600** **Serial Number: 784826**

Test Notes:
PRIOR TO SAMPLING:

Pump Information: QED T-1250
MP-10 serial number: 3585
Turbidity meter model and serial number (or similar unique designation, i.e., last four digits): HACH 2100Q 049932
SOLINST WL: 028308

PVR (including calculations): ((48.0 ft + 1.5 ft) x 4.5 ml/ft) + 100 ml = ~~333ml~~ 323 ml - AMH 11/3/2022

Maximum allowable drawdown rate: 0.02 ft/5min

DURING/AFTER SAMPLING:

Pump start time: 10:30

Parameters reached stabilization? ~~3~~ Yes - AMH 11/3/2022
If no, list parameters: NA
Total volume purged prior to sampling: 3.25L
Minimum PVR reached (compare purge amount to PVR)? Yes, 3.25L> ~~333ml~~ 323 ml - AMH 11/3/2022
2 Hour time limit reached? No

Modified sampling required? (Clock time when modified sampling begins): No
Condition that triggered Modified Sampling: NA

Final pressure of bladder pump: 25psi
Final refill rate: 52 seconds
Final discharge rate: 8 seconds

Any adjustments made (including flow rates, tubing, etc.): replaces silicone on water line tubing

Notes (i.e. bubbles in tubing): None

Final water level: 5.34 ft
Total actual volume purged (Don t enter estimated purge volume): 4.75L
Measured Well Depth, if required: NA
Pump Off: 1250

Weather Conditions:
Sunny, 40s

Low-Flow Readings:

Date Time	Elapsed Time	pH	Temperature	Specific Conductivity	RDO Concentration	Turbidity	ORP	Depth to Water	Flow
		+/- 0.1	+/- 1	+/- 3 %	+/- 10 %	+/- 10 %	+/- 10	+/- 0.06	
11/3/2022 11:05 AM	00:00	7.66 pH	9.93 °C	130.36 µS/cm	3.57 mg/L	11.00 NTU	59.1 mV	3.99 ft	52.00 ml/min
11/3/2022 11:10 AM	05:00	7.74 pH	10.14 °C	125.88 µS/cm	1.42 mg/L	14.00 NTU	46.7 mV	4.12 ft	52.00 ml/min
11/3/2022 11:15 AM	10:00	7.86 pH	10.27 °C	109.43 µS/cm	0.82 mg/L	12.00 NTU	13.0 mV	4.34 ft	52.00 ml/min
11/3/2022 11:20 AM	15:00	7.92 pH	10.38 °C	108.30 µS/cm	0.56 mg/L	10.00 NTU	-17.5 mV	4.49 ft	50.00 ml/min
11/3/2022 11:25 AM	20:00	7.89 pH	10.44 °C	109.30 µS/cm	0.55 mg/L	12.00 NTU	-33.3 mV	4.58 ft	50.00 ml/min
11/3/2022 11:30 AM	25:00	7.90 pH	10.51 °C	106.84 µS/cm	0.45 mg/L	10.00 NTU	-43.7 mV	4.65 ft	50.00 ml/min
11/3/2022 11:35 AM	30:00	7.97 pH	10.53 °C	107.10 µS/cm	0.38 mg/L	10.00 NTU	-52.8 mV	4.71 ft	50.00 ml/min
11/3/2022 11:40 AM	35:00	7.97 pH	10.57 °C	107.49 µS/cm	0.33 mg/L	9.00 NTU	-61.8 mV	4.78 ft	50.00 ml/min
11/3/2022 11:45 AM	40:00	7.95 pH	10.68 °C	107.66 µS/cm	0.31 mg/L	9.00 NTU	-71.7 mV	4.81 ft	50.00 ml/min
11/3/2022 11:50 AM	45:00	7.93 pH	10.78 °C	107.55 µS/cm	0.32 mg/L	10.00 NTU	-75.7 mV	4.86 ft	50.00 ml/min
11/3/2022 11:55 AM	50:00	7.93 pH	10.77 °C	107.62 µS/cm	0.33 mg/L	9.00 NTU	-79.5 mV	4.88 ft	50.00 ml/min
11/3/2022 12:00 PM	55:00	7.96 pH	10.86 °C	107.63 µS/cm	0.31 mg/L	10.00 NTU	-79.8 mV	4.91 ft	50.00 ml/min
11/3/2022 12:05 PM	01:00:00	7.97 pH	10.87 °C	107.15 µS/cm	0.34 mg/L	10.00 NTU	-80.5 mV	4.92 ft	50.00 ml/min
11/3/2022 12:10 PM	01:05:00	7.98 pH	10.95 °C	107.21 µS/cm	0.31 mg/L	10.00 NTU	-81.8 mV	4.94 ft	50.00 ml/min

Samples

Sample ID:	Description:
TRY_MW-104D	Sample Time: 1215-1250 Parameters: PFAS, VOCs, 1,4-dioxane, SVOCs, Mn

Low-Flow Test Report:

Test Date / Time: 11/3/2022 12:59:58 PM
Project: TRY_MW-104S Troy Mills Landfill (2)
Operator Name: Beth Fulton

Location Name: TRY_MW-104S **Well Diameter: 2 in** **Casing Type: PVC** **Screen Length: 12 ft** **Top of Screen: 5 ft** **Total Depth: 17.7 ft** **Initial Depth to Water: 3.55 ft**	**Pump Type: QED T1250** **Tubing Type: Teflon** **Tubing Inner Diameter: 0.17 in** **Tubing Length: 18.5 ft** **Pump Intake From TOC: 15.5 ft** **Flow Cell Volume: 130 ml** **Final Flow Rate: 90 ml/min** **Final Draw Down: 0.04 ft**	**Instrument Used: Aqua TROLL 600** **Serial Number: 784826**

Test Notes:
PRIOR TO SAMPLING:

Pump Information: Dedicated QED T-1250
MP-10 serial number: 3585
Turbidity meter model and serial number (or similar unique designation, i.e., last four digits): HACH 2100Q 049932
SOLINST WL: 028308

PVR (including calculations): ((15.5 ft + 3 ft) x 4.5 ml/ft) + 100 ml = ~~283 ml~~ 184 ml - AMH 11/3/2022

Maximum allowable drawdown rate: 0.02 ft/5min

DURING/AFTER SAMPLING:

Pump start time: 13:00

Parameters reached stabilization? Yes
If no, list parameters: NA
Total volume purged prior to sampling: 5L
Minimum PVR reached (compare purge amount to PVR)? Yes, 5L > ~~283ml~~ 184 ml - AMH 11/3/2022
2 Hour time limit reached? No

Modified sampling required? (Clock time when modified sampling begins): No
Condition that triggered Modified Sampling: NA

Final pressure of bladder pump: 20 psi
Final refill rate: 40 seconds
Final discharge rate: 20 seconds

Any adjustments made (including flow rates, tubing, etc.): none

Notes (i.e. bubbles in tubing): Water recedes approximately 1ft into tubing between discharges

Final water level: 3.59 ft
Total actual volume purged (Don t enter estimated purge volume): 6.25L
Measured Well Depth, if required: NA
Pump Off: 13:25

Weather Conditions:
Sunny, 50s

Low-Flow Readings:

Date Time	Elapsed Time	pH	Temperature	Specific Conductivity	RDO Concentration	Turbidity	ORP	Depth to Water	Flow
		+/- 0.1	+/- 1	+/- 3 %	+/- 10 %	+/- 10 %	+/- 10	+/- 0.06	
11/3/2022 12:59 PM	00:00	6.44 pH	11.71 °C	317.85 µS/cm	9.09 mg/L	25.00 NTU	-20.0 mV	3.56 ft	92.00 ml/min
11/3/2022 1:04 PM	05:00	6.37 pH	11.64 °C	401.56 µS/cm	0.44 mg/L	27.00 NTU	-38.6 mV	3.58 ft	92.00 ml/min
11/3/2022 1:09 PM	10:00	6.42 pH	11.61 °C	396.27 µS/cm	0.16 mg/L	23.00 NTU	-47.9 mV	3.59 ft	84.00 ml/min
11/3/2022 1:14 PM	15:00	6.45 pH	11.65 °C	393.62 µS/cm	0.12 mg/L	30.00 NTU	-53.8 mV	3.59 ft	88.00 ml/min
11/3/2022 1:19 PM	20:00	6.47 pH	11.59 °C	391.55 µS/cm	0.09 mg/L	19.00 NTU	-57.8 mV	3.59 ft	84.00 ml/min
11/3/2022 1:24 PM	25:00	6.48 pH	11.67 °C	392.59 µS/cm	0.07 mg/L	11.00 NTU	-60.5 mV	3.59 ft	82.00 ml/min
11/3/2022 1:29 PM	30:00	6.49 pH	11.69 °C	392.96 µS/cm	0.06 mg/L	12.00 NTU	-63.2 mV	3.59 ft	82.00 ml/min
11/3/2022 1:34 PM	35:00	6.50 pH	11.81 °C	393.50 µS/cm	0.03 mg/L	9.00 NTU	-65.8 mV	3.59 ft	88.00 ml/min
11/3/2022 1:39 PM	40:00	6.50 pH	11.75 °C	393.23 µS/cm	0.03 mg/L	8.00 NTU	-67.0 mV	3.59 ft	86.00 ml/min
11/3/2022 1:44 PM	45:00	6.50 pH	11.74 °C	392.92 µS/cm	0.02 mg/L	5.00 NTU	-68.5 mV	3.59 ft	90.00 ml/min
11/3/2022 1:49 PM	50:00	6.51 pH	11.76 °C	392.64 µS/cm	0.01 mg/L	5.00 NTU	-69.3 mV	3.59 ft	90.00 ml/min
11/3/2022 1:54 PM	55:00	6.51 pH	11.79 °C	392.36 µS/cm	0.01 mg/L	5.00 NTU	-70.3 mV	3.59 ft	90.00 ml/min

Samples

Sample ID:	Description:
TRY_MW-104S	Sample Time: 1400-1425 Parameters: PFAS, VOCs, 1,4-dioxane, SVOCs, Mn

Low-Flow Test Report:

Test Date / Time: 11/4/2022 10:27:25 AM
Project: TRY_MW-105D Troy Mills Landfill (2)
Operator Name: E. Dyrness

Location Name: TRY_MW-105D **Well Diameter: 2 in** **Casing Type: PVC** **Screen Length: 39.7 ft** **Top of Screen: 48.5 ft** **Total Depth: 87.9 ft** **Initial Depth to Water: 12.11 ft**	**Pump Type: QED Sample Pro** **Tubing Type: Teflon** **Tubing Inner Diameter: 0.17 in** **Tubing Length: 70 ft** **Pump Intake From TOC: 68 ft** **Flow Cell Volume: 130 ml** **Final Flow Rate: 52 ml/min** **Final Draw Down: 0.16 ft**	**Instrument Used: Aqua TROLL 600** **Serial Number: 922696**

Test Notes:
PRIOR TO SAMPLING:

Pump Information: QED Sample pro bladder pump 6649
MP-10 serial number: 3584
Turbidity meter model and serial number (or similar unique designation, i.e., last four digits): HACH 2100Q 9364
SOLINST WL: 379526

PVR (including calculations): ((68.0ft + 2.0ft) x 4.5 ml/ft) + 100 ml = 415 ml

Maximum allowable drawdown rate: 0.02 ft/5min

DURING/AFTER SAMPLING:

Pump start time: 1020

Parameters reached stabilization? No

If no, list parameters: All parameters

Total volume purged prior to sampling: 750ml

Minimum PVR reached (compare purge amount to PVR)? Yes, 750ml > 415ml

2 Hour time limit reached? No

AMH 11/4/2022
Modified sampling required? (Clock time when modified sampling begins): yes, at time ~~e~~ of pump start
Condition that triggered Modified Sampling: well identified as insufficient recharge in the SAP.

Final pressure of bladder pump: 40 psi (MEM 5/2/23)
Final refill rate: 50 sec (MEM 5/2/23)
Final discharge rate: 10 sec (MEM 5/2/23)

Any adjustments made (including flow rates, tubing, etc.): No

Notes (i.e. bubbles in tubing): no

Final water level: 15.30

Total actual volume purged (Don t enter estimated purge volume): 1L

Measured Well Depth, if required: n/a

Pump Off: 1115

Weather Conditions:
Sunny, 50s

Low-Flow Readings:

Date Time	Elapsed Time	pH	Temperature	Specific Conductivity	RDO Concentration	Turbidity	ORP	Depth to Water	Flow
		+/- 0.1	+/- 1	+/- 3 %	+/- 10 %	+/- 10 %	+/- 10	+/- 0.06	
11/4/2022 10:27 AM	00:00	6.59 pH	10.22 °C	153.98 µS/cm	11.79 mg/L	17.00 NTU	80.6 mV	11.58 ft	52.00 ml/min
11/4/2022 10:32 AM	05:00	6.01 pH	10.09 °C	118.00 µS/cm	4.86 mg/L	8.00 NTU	123.6 mV	11.77 ft	52.00 ml/min

Samples

Sample ID:	Description:
TRY_MW-105D	11/4/22 1040-1115 PFAS VOCS 1,4-DIOXANE SVOCS Total Mn

Low-Flow Test Report:

Test Date / Time: 11/4/2022 11:54:32 AM
Project: TRY_MW-105S Troy Mills Landfill (2)
Operator Name: E. Dyrness

Location Name: TRY_MW-105S **Well Diameter: 2 in** **Casing Type: PVC** **Screen Length: 13 ft** **Top of Screen: 6.5 ft** **Total Depth: 21.1 ft** **Initial Depth to Water: 11.49 ft**	**Pump Type: QED T1250** **Tubing Type: Teflon** **Tubing Inner Diameter: 0.17 in** **Tubing Length: 19.5 ft** **Pump Intake From TOC: 17.5 ft** **Flow Cell Volume: 130 ml** **Final Flow Rate: 51 ml/min** **Final Draw Down: 0.05 ft**	**Instrument Used: Aqua TROLL 600** **Serial Number: 922696**

Test Notes:
PRIOR TO SAMPLING:

Pump Information: Dedicated QED T-1250 bladder pump
MP-10 serial number: 3584
Turbidity meter model and serial number (or similar unique designation, i.e., last four digits): HACH 2100Q 9364
SOLINST WL: 379526

PVR (including calculations): ((17.5ft + 2.0ft) x 4.5 ml/ft) + 100 ml = 188 ml

Maximum allowable drawdown rate: 0.02 ft/5min

DURING/AFTER SAMPLING:

Pump start time: 1150

Parameters reached stabilization? No

If no, list parameters: All parameters

Total volume purged prior to sampling: 500 ml

Minimum PVR reached (compare purge amount to PVR)? Yes, 500ml > 188ml

2 Hour time limit reached? No

Modified sampling required? (Clock time when modified sampling begins): yes, at time of pump start

Condition that triggered Modified Sampling: initial water level was below the top of the screen

Final pressure of bladder pump: 10psi
Final refill rate: 55 sec (MEM 5/2/23)

Final discharge rate: 5 sec (MEM 5/2/23)

Any adjustments made (including flow rates, tubing, etc.): discharge tubing shortened slightly

Notes (i.e. bubbles in tubing): mouse nest in standpipe during water level round. Tubing is partially chewed at well cap holding equipment up in well. Should be replaced prior to next sampling round.

Final water level: 11.62 ft (MEM 5/2/23)

Total actual volume purged (Don t enter estimated purge volume): 1L

Measured Well Depth, if required: n/a

Pump Off: 1240

Weather Conditions:
Sunny, 50s

Low-Flow Readings:

Date Time	Elapsed Time	pH	Temperature	Specific Conductivity	RDO Concentration	Turbidity	ORP	Depth to Water	Flow
		+/- 0.1	+/- 1	+/- 3 %	+/- 10 %	+/- 10 %	+/- 10	+/- 0.06	
11/4/2022 11:54 AM	00:00	5.92 pH	12.10 °C	133.89 µS/cm	7.22 mg/L	4.00 NTU	116.3 mV	11.49 ft	51.00 ml/min
11/4/2022 11:59 AM	05:00	5.88 pH	11.41 °C	162.10 µS/cm	2.40 mg/L	3.00 NTU	165.9 mV	11.54 ft	51.00 ml/min

Samples

Sample ID:	Description:
TRY_MW-105S	11/4/22 1200-1240 PFAS VOCS 1,4-DIOXANE SVOCS TOTAL Mn

Low-Flow Test Report:

Test Date / Time: 11/10/2022 9:46:59 AM
Project: TRY_MW-201SX Troy Mills Landfill
Operator Name: Matt Bergen

Location Name: TRY_MW-201SX **Well Diameter: 2 in** **Casing Type: PVC** **Screen Length: 10 ft** **Top of Screen: 7.2 ft** **Total Depth: 17.2 ft** **Initial Depth to Water: 8.42 ft**	**Pump Type: QED T1250** **Tubing Type: Teflon** **Tubing Inner Diameter: 0.17 in** **Tubing Length: 14.7 ft** **Pump Intake From TOC: 12.2 ft** **Flow Cell Volume: 130 ml** **Final Flow Rate: 50 ml/min** **Final Draw Down: 0.01 ft**	**Instrument Used: Aqua TROLL 600** **Serial Number: 784826**

Test Notes:
PRIOR TO SAMPLING:

Pump Information: QED ~~T1300~~ T1250 dedicated bladder pump - AMH 11/11/2022
MP-10 serial number:3585
Turbidity meter model and serial number (or similar unique designation, i.e., last four digits): HACH 2100Q
49932
Heron WL: 801021

PVR (including calculations): (12.2 ft +2.5 ft) ft x 4.5 ml/ft + 100ml =166.15mL

Maximum allowable drawdown rate: 0.02ft/5min
Is #14 tubing used at this location? No

DURING/AFTER SAMPLING:

Pump start time: 0941 hrs

Parameters reached stabilization? No
If no, list parameters: all of them
Total volume purged prior to sampling: 238 mL
Minimum PVR reached (compare purge amount to PVR)? Yes, 238 mL > 166.15 mL.
2 Hour time limit reached? No

Modified sampling required? (Clock time when modified sampling begins): Yes, from begining.
Condition that triggered Modified Sampling: Initial WL below top of screen

Final pressure of bladder pump: 15 psi
Final refill rate: 56 sec
Final discharge rate:4 sec

Any adjustments made (including flow rates, tubing, etc.): none

Notes (i.e. bubbles in tubing): Attempted sampling on 11/9/22, pump not working, pulled pump and cleaned screen, dislodged check valve ball. Reinstalled pump allowed to resettle over night.

Final water level:8.43ft
Total actual volume purged (Don t enter estimated purge volume): 500 mL
Measured Well Depth, if required: n/a
Pump Off:1035 hrs

Weather Conditions:
Sunny 50s

Low-Flow Readings:

Date Time	Elapsed Time	pH	Temperature	Specific Conductivity	RDO Concentration	Turbidity	ORP	Depth to Water	Flow
		+/- 0.1	+/- 1	+/- 3 %	+/- 10 %	+/- 10 %	+/- 10	+/- 0.06	
11/10/2022 9:46 AM	00:00	6.55 pH	10.80 °C	427.36 µS/cm	3.54 mg/L	NR AMH 11/11/22	-19.4 mV	8.43 ft	50.00 ml/min
11/10/2022 9:51 AM	05:00	6.54 pH	10.97 °C	479.73 µS/cm	1.03 mg/L	14.00 NTU	-51.8 mV	8.43 ft	50.00 ml/min
11/10/2022 9:56 AM	~~10:00~~	~~6.57 pH~~	~~11.15 °C~~	~~495.30 µS/cm~~	~~0.89 mg/L~~		~~-59.0 mV~~	~~8.43 ft~~	~~50.00 ml/min~~

AMH 11/11/22

Samples

Sample ID:	Description:
TRY_MW-201SX	Sample Time: 0955 - 1035 hrs Parameters: PFAS, VOCs, 1,4-dioxane, SVOCs, Total Mn

Low-Flow Test Report:

Test Date / Time: 11/7/2022 12:28:36 PM
Project: TRY_MW-202P Troy Mills Landfill
Operator Name: Matt Bergen

Location Name: TRY_MW-202P **Well Diameter: 4 in** **Casing Type: PVC** **Screen Length: 55 ft** **Top of Screen: 4.9 ft** **Total Depth: 61.6 ft** **Initial Depth to Water: 10.55 ft**	**Pump Type: QED Sample Pro** **Tubing Type: Teflon** **Tubing Inner Diameter: 0.17 in** **Tubing Length: 54.2 ft** **Pump Intake From TOC: 52.5 ft** **Flow Cell Volume: 130 ml** **Final Flow Rate: 50 ml/min** **Final Draw Down: 0.45 ft**	**Instrument Used: Aqua TROLL 600** **Serial Number: 784826**

Test Notes:
PRIOR TO SAMPLING:

Pump Information: QED Sample Pro 34019
MP-10 serial number: 3585 - AMH 11/8/22
Turbidity meter model and serial number (or similar unique designation, i.e., last four digits): HACH 2100Q 49932
Heron WL: 801021

PVR (including calculations): (52.5ft +1.7 ft) ft x 4.5 ml/ft + 100ml =343.9 ml - AMH 11/8/22

Maximum allowable drawdown rate: 0.01ft/5min
Is #14 tubing used at this location? No

DURING/AFTER SAMPLING:

Pump start time: 1220 hrs

Parameters reached stabilization? Yes
If no, list parameters: N/A - AMH 11/8/22
Total volume purged prior to sampling: 5,000 mL
Minimum PVR reached (compare purge amount to PVR)? Yes, 5,000 mL> 343.9 mL
2 Hour time limit reached? No

Modified sampling required? (Clock time when modified sampling begins): N/A
Condition that triggered Modified Sampling: N/A

Final pressure of bladder pump: 35 psi
Final refill rate: 50 sec
Final discharge rate: 10 sec

Any adjustments made (including flow rates, tubing, etc.): none

Notes (i.e. bubbles in tubing): Sampled via low flow method per SAP.

Final water level: 11.13ft
Total actual volume purged (Don t enter estimated purge volume): 5,600ml
Measured Well Depth, if required: N/A
Pump Off:1515hrs

Weather Conditions:
Sunny 60s

Low-Flow Readings:

Date Time	Elapsed Time	pH	Temperature	Specific Conductivity	RDO Concentration	Turbidity	ORP	Depth to Water	Flow
		+/- 0.1	+/- 1	+/- 3 %	+/- 10 %	+/- 10 %	+/- 10	+/- ~~5~~ 0.03 - AMH 11/8/22	
11/7/2022 12:28 PM	00:00	6.57 pH	14.82 °C	256.47 µS/cm	8.95 mg/L	NR AMH 11/8/22	30.3 mV	10.55 ft	NR AMH 11/8/22
11/7/2022 12:33 PM	05:00	6.54 pH	13.09 °C	258.54 µS/cm	2.90 mg/L	11.00 NTU	18.9 mV	10.56 ft	82.00 ml/min
11/7/2022 12:38 PM	10:00	6.52 pH	11.98 °C	262.51 µS/cm	1.22 mg/L	10.00 NTU	16.9 mV	10.63 ft	70.00 ml/min
11/7/2022 12:43 PM	15:00	6.43 pH	12.25 °C	261.91 µS/cm	0.76 mg/L	9.00 NTU	11.1 mV	10.67 ft	52.00 ml/min
11/7/2022 12:48 PM	20:00	6.32 pH	12.42 °C	259.13 µS/cm	0.69 mg/L	10.00 NTU	2.7 mV	10.70 ft	50.00 ml/min
11/7/2022 12:53 PM	25:00	6.23 pH	12.45 °C	258.30 µS/cm	0.62 mg/L	10.00 NTU	5.2 mV	10.72 ft	50.00 ml/min
11/7/2022 12:58 PM	30:00	6.18 pH	12.40 °C	248.49 µS/cm	0.58 mg/L	10.00 NTU	3.7 mV	10.75 ft	50.00 ml/min
11/7/2022 1:03 PM	35:00	6.16 pH	12.54 °C	250.63 µS/cm	0.56 mg/L	10.00 NTU	12.0 mV	10.77 ft	50.00 ml/min
11/7/2022 1:08 PM	40:00	6.13 pH	12.51 °C	254.32 µS/cm	0.51 mg/L	8.00 NTU	9.4 mV	10.78 ft	50.00 ml/min
11/7/2022 1:13 PM	45:00	6.12 pH	12.94 °C	253.30 µS/cm	0.50 mg/L	8.00 NTU	13.9 mV	10.82 ft	50.00 ml/min
11/7/2022 1:18 PM	50:00	6.13 pH	12.53 °C	251.34 µS/cm	0.49 mg/L	8.00 NTU	5.1 mV	10.84 ft	50.00 ml/min

11/7/2022 1:23 PM	55:00	6.11 pH	12.26 °C	249.70 µS/cm	0.45 mg/L	9.00 NTU	4.7 mV	10.85 ft	50.00 ml/min
11/7/2022 1:28 PM	01:00:00	6.11 pH	12.22 °C	252.30 µS/cm	0.41 mg/L	9.00 NTU	6.6 mV	10.86 ft	50.00 ml/min
11/7/2022 1:33 PM	01:05:00	6.10 pH	12.13 °C	246.62 µS/cm	0.39 mg/L	7.00 NTU	8.2 mV	10.88 ft	50.00 ml/min
11/7/2022 1:38 PM	01:10:00	6.09 pH	12.25 °C	245.99 µS/cm	0.38 mg/L	8.00 NTU	8.9 mV	10.90 ft	50.00 ml/min
11/7/2022 1:43 PM	01:15:00	6.09 pH	12.10 °C	246.61 µS/cm	0.37 mg/L	8.00 NTU	8.8 mV	10.91 ft	50.00 ml/min
11/7/2022 1:48 PM	01:20:00	6.10 pH	12.23 °C	245.77 µS/cm	0.36 mg/L	8.00 NTU	8.3 mV	10.93 ft	50.00 ml/min
11/7/2022 1:53 PM	01:25:00	6.10 pH	11.96 °C	247.55 µS/cm	0.34 mg/L	7.00 NTU	5.5 mV	10.94 ft	50.00 ml/min
11/7/2022 1:58 PM	01:30:00	6.11 pH	12.21 °C	250.73 µS/cm	0.34 mg/L	5.00 NTU	8.3 mV	10.95 ft	50.00 ml/min
11/7/2022 2:03 PM	01:35:00	6.10 pH	12.14 °C	252.23 µS/cm	0.32 mg/L	6.00 NTU	9.5 mV	10.97 ft	50.00 ml/min
11/7/2022 2:08 PM	01:40:00	6.10 pH	12.18 °C	244.39 µS/cm	0.32 mg/L	6.00 NTU	10.1 mV	10.98 ft	50.00 ml/min
11/7/2022 2:13 PM	01:45:00	6.09 pH	12.15 °C	244.40 µS/cm	0.32 mg/L	6.00 NTU	8.1 mV	10.99 ft	50.00 ml/min
11/7/2022 2:18 PM	01:50:00	6.09 pH	12.33 °C	243.56 µS/cm	0.32 mg/L	7.00 NTU	8.5 mV	11.00 ft	50.00 ml/min

Samples

Sample ID:	Description:
TRY_MW-202P	Sample Time 1430-1515 hrs Parameters: PFAS, VOCs, 1,4-dioxane, SVOCs, Total Mn
FIELD BLANK-BERGEN	Sample Time: 1425 hrs Parameters: PFAS

Low-Flow Test Report:

Test Date / Time: 11/10/2022 1:25:53 PM
Project: TRY_MW-204 Troy Mills Landfill
Operator Name: Matt Bergen

Location Name: TRY_MW-204 **Well Diameter: 2 in** **Casing Type: PVC** **Screen Length: 10 ft** **Top of Screen: 22.8 ft** **Total Depth: 32.8 ft** **Initial Depth to Water: 24.1 ft**	**Pump Type: QED T1250** **Tubing Type: Teflon** **Tubing Inner Diameter: 0.17 in** **Tubing Length: 33.3 ft** 31.3 ft - AMH 11/11/2022 **Pump Intake From TOC: ~~31.9 ft~~** **Flow Cell Volume: 130 ml** **Final Flow Rate: 54 ml/min** **Final Draw Down: 0.22 ft**	**Instrument Used: Aqua TROLL 600** **Serial Number: 784826**

Test Notes:
AZPRIOR TO SAMPLING:

Pump Information: QED ~~T1300~~ T1250 dedicated bladder pump - AMH 11/11/2022
MP-10 serial number:3585
Turbidity meter model and serial number (or similar unique designation, i.e., last four digits): HACH 2100Q 49932
Heron WL: 801021

PVR (including calculations): (31.3 ft +2 ft) ft x 4.5 ml/ft + 100ml =249.85mL

Maximum allowable drawdown rate: 0.02ft/5min
Is #14 tubing used at this location? No

DURING/AFTER SAMPLING:

Pump start time: 1322 hrs

Parameters reached stabilization? Yes
If no, list parameters: n/a
Total volume purged prior to sampling: 2,000 mL
Minimum PVR reached (compare purge amount to PVR)? Yes,2,000 mL > 249.85 mL
2 Hour time limit reached? No

Modified sampling required? (Clock time when modified sampling begins): No
Condition that triggered Modified Sampling: n/a

Final pressure of bladder pump: 20 psi
Final refill rate: 46 sec
Final discharge rate: 14 sec

Any adjustments made (including flow rates, tubing, etc.):

Notes (i.e. bubbles in tubing): Since MW-804 was dry at the time of site wide WL round, GZA chose to sample MW-204 for the duplicate sample that was supposed to be done at MW-804.
Also to simulate MW-804, MW-204 was sampled via low flow even though WL was below top of screen. Since the WL was below top of screen and the WL was decreasing at the usual sampling speed of 84 mL/min, flow rate was decreased to 50 mL/min, and the WL stabilized.

Final water level:24.34 ft
Total actual volume purged (Don t enter estimated purge volume):2,900 mL
Measured Well Depth, if required: n/a
Pump Off:1514 hrs

Weather Conditions:
Sunny 60s

Low-Flow Readings:

Date Time	Elapsed Time	pH	Temperature	Specific Conductivity	RDO Concentration	Turbidity	ORP	Depth to Water	Flow
		+/- 0.1	+/- 1	+/- 3 %	+/- 10 %	+/- 10 %	+/- 10	+/- 0.06	
11/10/2022 1:25 PM	00:00	6.54 pH	11.55 °C	265.25 µS/cm	7.02 mg/L	NR AMH 11/11/22	70.1 mV	24.18 ft	NR AMH 11/11/22
11/10/2022 1:30 PM	05:00	6.49 pH	11.57 °C	280.88 µS/cm	2.33 mg/L	41.60 NTU	27.0 mV	24.18 ft	78.00 ml/min
11/10/2022 1:35 PM	10:00	6.50 pH	10.61 °C	286.96 µS/cm	0.56 mg/L	23.00 NTU	5.6 mV	24.35 ft	65.00 ml/min
11/10/2022 1:40 PM	15:00	6.49 pH	10.98 °C	286.49 µS/cm	0.46 mg/L	17.00 NTU	-1.6 mV	24.33 ft	50.00 ml/min
11/10/2022 1:45 PM	20:00	6.48 pH	11.18 °C	285.90 µS/cm	0.52 mg/L	15.00 NTU	-10.1 mV	24.33 ft	54.00 ml/min
11/10/2022 1:50 PM	25:00	6.46 pH	10.86 °C	285.49 µS/cm	0.40 mg/L	13.00 NTU	-16.8 mV	24.33 ft	60.00 ml/min
11/10/2022 1:55 PM	30:00	6.47 pH	11.12 °C	285.38 µS/cm	0.35 mg/L	12.00 NTU	-11.6 mV	24.32 ft	54.00 ml/min
11/10/2022 2:00 PM	35:00	6.46 pH	11.10 °C	285.57 µS/cm	0.32 mg/L	13.00 NTU	-13.8 mV	24.32 ft	54.00 ml/min

Samples

Sample ID:	Description:
TRY_MW-204	Sample Time: 14:05-15:14 hrs Parameters: PFAS, VOCs, 1,4-dioxane, SVOCs, Total Mn Duplicate Sample collected for PFAS, VOCs, SVOCs, Total Mn
TRY_MW-204 DUP	Sample Time: 1405 - 1514 hrs Parameters: PFAS, VOCs, SVOCs, Total Mn

Low-Flow Test Report:

Test Date / Time: 11/15/2022 11:23:22 AM
Project: TRY_MW-205 Troy Mills Landfill (2)
Operator Name: E. Dyrness

Location Name: ~~TRTY_MW-205~~ TRY_MW-205 - AMH 11/16/22 **Well Diameter: 2 in** **Casing Type: PVC** **Screen Length: 10 ft** **Top of Screen: 29.1 ft** **Total Depth: 39.1 ft** **Initial Depth to Water: 35.64 ft**	**Pump Type: QED T1250** **Tubing Type: Polyethylene** **Tubing Inner Diameter: 0.17 in** **Tubing Length: 40.1 ft** **Pump Intake From TOC: 37.6 ft** **Flow Cell Volume: 130 ml** **Final Flow Rate: 51 ml/min** **Final Draw Down: >0.26 ft** - AMH 11/16/22	**Instrument Used: Aqua TROLL 600** **Serial Number: 922696**

Test Notes:
PRIOR TO SAMPLING:

Pump Information: Dedicated QED T-1250 bladder pump
MP-10 serial number: 3584
Turbidity meter model and serial number (or similar unique designation, i.e., last four digits): HACH 2100Q 9364
Heron WL: 028309

PVR (including calculations): ((37.6ft + 2.5ft) x 4.5 ml/ft) + 100 ml = 281 ml
Maximum allowable drawdown rate: 0.02 ft/5min

DURING/AFTER SAMPLING:

Pump start time: 1115
Parameters reached stabilization? No
If no, list parameters: All parameters

Total volume purged prior to sampling: 400 ml

Minimum PVR reached (compare purge amount to PVR)? 400 ml > 281ml
2 Hour time limit reached? No
Modified sampling required? (Clock time when modified sampling begins): yes, at time of pump start
Condition that triggered Modified Sampling: ~~after~~ water - AMH 11/16/22 level below top of screen, water level dropped within 2' of bladder pump intake

Final pressure of bladder pump: 25psi
Final refill rate: 54 sec
Final discharge rate: 6 sec

Any adjustments made (including flow rates, tubing, etc.): no
Notes (i.e. bubbles in tubing): water level could not be measured at the 5 min mark due to an obstruction or top of pump/tubing at 35.90'. Flow decreased during filling of the metals bottle. No bubbles were observed within the tubing during sample collection.

Final water level: > 35.90 ft
Total actual volume purged (Don t enter estimated purge volume): 1 L

Measured Well Depth, if required: n/a
Pump Off: 1215

Weather Conditions:
Sunny, 30s

Low-Flow Readings:

Date Time	Elapsed Time	pH	Temperature	Specific Conductivity	RDO Concentration	Turbidity	ORP	Depth to Water	Flow
		+/- 0.1	+/- 1	+/- 3 %	+/- 10 %	+/- 10 %	+/- 10	+/- 0.06	
11/15/2022 11:23 AM	00:00	6.33 pH	10.43 °C	282.91 µS/cm	7.95 mg/L	7.00 NTU	-9.4 mV	35.64 ft	51.00 ml/min
11/15/2022 11:28 AM	05:00	6.48 pH	10.29 °C	392.49 µS/cm	2.26 mg/L	7.00 NTU	-84.3 mV	NR AMH 11/16/22	51.00 ml/min

* The afternoon calibration check for specific conductivity was not within the acceptable range; therefore, these specific conductivity values can only be used for determining stabilization and not as representative of actual specific conductivity values of the water being sampled. - MEM 5/8/23

Samples

Sample ID:	Description:
TRY_MW-205	11/15/22 1130-1215 PFAS VOCS 1,4-DIOXANE SVOCS TOTAL MN
EQUIP BLANK	11/15/22 1530 PFAS SVOCS

Low-Flow Test Report:

Test Date / Time: 11/3/2022 10:29:58 AM
Project: TRY_MW-301X Troy Mills Landfill (2)
Operator Name: E. Dyrness

Location Name: TRY_MW-301X **Well Diameter: 2 in** **Casing Type: PVC** **Screen Length: 10 ft** **Top of Screen: 42.5 ft** **Total Depth: 52.5 ft** **Initial Depth to Water: 38.7 ft**	**Pump Type: QED Sample Pro** **Tubing Type: Teflon** **Tubing Inner Diameter: 0.17 in** **Tubing Length: 51 ft** **Pump Intake From TOC: 47.5 ft** **Flow Cell Volume: 130 ml** **Final Flow Rate: 68 ml/min** **Final Draw Down: 0.18 ft**	**Instrument Used: Aqua TROLL 600** **Serial Number: 922696**

Test Notes:
PRIOR TO SAMPLING:

Pump Information: QED sample pro bladder pump 6649
MP-10 serial number: 3584
Turbidity meter model and serial number (or similar unique designation, i.e., last four digits): HACH 2100Q 9364
SOLINST WL: 379526

PVR (including calculations): ((47.5 ft + 3.5 ft) x 4.5 ml/ft) + 100 ml = 330 ml
Maximum allowable drawdown rate: 0.02 ft/5min

DURING/AFTER SAMPLING:

Pump start time: 1025
Parameters reached stabilization? Yes
If no, list parameters: n/a

Total volume purged prior to sampling: 3.5L 3.5L - AMH 11/3/2022
Minimum PVR reached (compare purge amount to PVR)? Yes, ~~35L~~ > 330ml

2 Hour time limit reached? No
Modified sampling required? (Clock time when modified sampling begins): no
Condition that triggered Modified Sampling: n/a

Final pressure of bladder pump: 30 psi
Final refill rate: 50 sec (MEM 5/2/23)
Final discharge rate: 10 sec (MEM 5/2/23)

Any adjustments made (including flow rates, tubing, etc.): no
Notes (i.e. bubbles in tubing): no

Final water level: 38.90 ft (MEM 5/2/23)
Total actual volume purged (Don t enter estimated purge volume): 4.5L

Measured Well Depth, if required: n/a
Pump Off: 1145

Weather Conditions:
Sunny, 50s, slight breeze

Low-Flow Readings:

Date Time	Elapsed Time	pH	Temperature	Specific Conductivity	RDO Concentration	Turbidity	ORP	Depth to Water	Flow
		+/- 0.1	+/- 1	+/- 3 %	+/- 10 %	+/- 10 %	+/- 10	+/- 0.06	
11/3/2022 10:29 AM	00:00	6.24 pH	14.33 °C	243.06 µS/cm	8.34 mg/L	4.00 NTU	77.6 mV	38.70 ft	64.00 ml/min
11/3/2022 10:34 AM	05:00	5.96 pH	12.48 °C	223.32 µS/cm	2.28 mg/L	1.00 NTU	173.0 mV	38.81 ft	64.00 ml/min
11/3/2022 10:39 AM	10:00	5.87 pH	12.21 °C	222.22 µS/cm	1.28 mg/L	1.00 NTU	241.9 mV	38.85 ft	64.00 ml/min
11/3/2022 10:44 AM	15:00	5.84 pH	11.99 °C	220.30 µS/cm	0.97 mg/L	1.00 NTU	230.4 mV	38.86 ft	64.00 ml/min
11/3/2022 10:49 AM	20:00	5.82 pH	11.88 °C	221.69 µS/cm	0.82 mg/L	1.00 NTU	222.3 mV	38.88 ft	68.00 ml/min
11/3/2022 10:54 AM	25:00	5.82 pH	11.88 °C	216.24 µS/cm	0.79 mg/L	1.00 NTU	228.8 mV	38.88 ft	68.00 ml/min
11/3/2022 10:59 AM	30:00	5.82 pH	11.84 °C	213.86 µS/cm	0.67 mg/L	1.00 NTU	221.0 mV	38.88 ft	68.00 ml/min
11/3/2022 11:04 AM	35:00	5.82 pH	11.83 °C	211.94 µS/cm	0.63 mg/L	1.00 NTU	210.8 mV	38.88 ft	68.00 ml/min
11/3/2022 11:09 AM	40:00	5.82 pH	11.84 °C	210.55 µS/cm	0.67 mg/L	1.00 NTU	211.2 mV	38.88 ft	68.00 ml/min

Samples

Sample ID:	Description:
TRY_MW-301X	11/3/22 1115-1145 PFAS VOCS 1,4-DIOXANE SVOCS Total Mn

Low-Flow Test Report:

Test Date / Time: 11/8/2022 9:57:33 AM
Project: TRY_MW-501D Troy Mills Landfill (2)
Operator Name: M. Murphy

Location Name: TRY_MW-501D **Well Diameter: 2 in** **Casing Type: PVC** **Screen Length: 10 ft** **Top of Screen: 21.9 ft** **Total Depth: 31.9 ft** **Initial Depth to Water: 6.62 ft**	**Pump Type: QED T1250** **Tubing Type: Teflon** **Tubing Inner Diameter: 0.17 in** **Tubing Length: 29 ft** **Pump Intake From TOC: 26.9 ft** **Flow Cell Volume: 130 ml** **Final Flow Rate: 50 ml/min** **Final Draw Down: 1.86 ft**	**Instrument Used: Aqua TROLL 600** **Serial Number: 922696**

Test Notes:
PRIOR TO SAMPLING:

Pump Information: Dedicated QED T-1250 bladder pump
MP-10 serial number: 3584
Turbidity meter model and serial number (or similar unique designation, i.e., last four digits): HACH 2100Q 390364
Heron WL: 028309

PVR (including calculations): ((26.9 ft + 2.1 ft) x 4.5 mL/ft) + 100 mL = 230.5 mL

Maximum allowable drawdown rate: 0.02 ft/5min

DURING/AFTER SAMPLING:

Pump start time: 0950

Parameters reached stabilization? Yes
If no, list parameters: NA

Total volume purged prior to sampling: 5.25 L
Minimum PVR reached (compare purge amount to PVR)? Yes, 5.25 L > 230.5 mL

2 Hour time limit reached? No
Modified sampling required? (Clock time when modified sampling begins): No
Condition that triggered Modified Sampling: NA

Final pressure of bladder pump: 12 psi
Final refill rate: 53 seconds
Final discharge rate: 7 seconds

Any adjustments made (including flow rates, tubing, etc.): No

Notes (i.e. bubbles in tubing): Discharge volume varied between 50 mL per minute and 62 mL per minute. Pressure and

fill/discharge values did not change. This may indicate that QED bladder pump may need service.

Final water level: 8.75 ft
Total actual volume purged (Don t enter estimated purge volume): 6.0 L
Measured Well Depth, if required: NA

Pump Off: 1240

Weather Conditions:
30s-60s, sunny

Low-Flow Readings:

Date Time	Elapsed Time	pH	Temperature	Specific Conductivity	RDO Concentration	Turbidity	ORP	Depth to Water	Flow
		+/- 0.1	+/- 1	+/- 3 %	+/- 10 %	+/- 10 %	+/- 10	+/- 0.06	
11/8/2022 9:57 AM	00:00	7.87 pH	12.13 °C	114.55 µS/cm	5.27 mg/L	1.40 NTU	134.3 mV	7.10 ft	50.00 ml/min
11/8/2022 10:02 AM	05:00	7.98 pH	11.69 °C	114.68 µS/cm	2.33 mg/L	0.70 NTU	8.8 mV	7.20 ft	50.00 ml/min
11/8/2022 10:07 AM	10:00	7.99 pH	11.44 °C	113.47 µS/cm	1.54 mg/L	1.10 NTU	48.0 mV	7.40 ft	58.00 ml/min
11/8/2022 10:12 AM	15:00	8.03 pH	11.14 °C	112.73 µS/cm	1.06 mg/L	1.40 NTU	-34.2 mV	7.55 ft	50.00 ml/min
11/8/2022 10:17 AM	20:00	8.05 pH	11.08 °C	113.14 µS/cm	0.88 mg/L	1.30 NTU	-76.7 mV	7.68 ft	56.00 ml/min
11/8/2022 10:22 AM	25:00	8.13 pH	10.96 °C	110.37 µS/cm	0.83 mg/L	1.50 NTU	-74.0 mV	7.79 ft	50.00 ml/min
11/8/2022 10:27 AM	30:00	8.15 pH	10.91 °C	110.98 µS/cm	0.78 mg/L	1.70 NTU	-90.0 mV	7.85 ft	50.00 ml/min
11/8/2022 10:32 AM	35:00	8.18 pH	10.86 °C	110.46 µS/cm	0.67 mg/L	2.40 NTU	-112.9 mV	8.01 ft	58.00 ml/min
11/8/2022 10:37 AM	40:00	8.17 pH	10.70 °C	109.22 µS/cm	0.86 mg/L	3.10 NTU	-111.7 mV	8.06 ft	50.00 ml/min
11/8/2022 10:42 AM	45:00	8.15 pH	10.81 °C	108.85 µS/cm	0.93 mg/L	4.20 NTU	-110.4 mV	8.11 ft	50.00 ml/min
11/8/2022 10:47 AM	50:00	8.13 pH	10.72 °C	108.74 µS/cm	1.13 mg/L	3.90 NTU	-108.3 mV	8.21 ft	58.00 ml/min
11/8/2022 10:52 AM	55:00	8.20 pH	10.72 °C	108.15 µS/cm	1.31 mg/L	4.00 NTU	-108.9 mV	8.28 ft	50.00 ml/min
11/8/2022 10:57 AM	01:00:00	8.19 pH	10.65 °C	108.78 µS/cm	1.59 mg/L	4.00 NTU	-103.7 mV	8.31 ft	50.00 ml/min
11/8/2022 11:02 AM	01:05:00	8.21 pH	10.70 °C	108.16 µS/cm	1.66 mg/L	4.20 NTU	-107.5 mV	8.39 ft	62.00 ml/min
11/8/2022 11:07 AM	01:10:00	8.17 pH	10.70 °C	108.00 µS/cm	1.81 mg/L	3.20 NTU	-100.5 mV	8.43 ft	52.00 ml/min
11/8/2022 11:12 AM	01:15:00	8.19 pH	10.54 °C	107.68 µS/cm	1.99 mg/L	3.90 NTU	-94.6 mV	8.43 ft	50.00 ml/min
11/8/2022 11:17 AM	01:20:00	8.22 pH	10.51 °C	108.34 µS/cm	1.98 mg/L	3.70 NTU	-97.8 mV	8.38 ft	46.00 ml/min
11/8/2022 11:22 AM	01:25:00	8.22 pH	10.60 °C	107.66 µS/cm	1.94 mg/L	2.60 NTU	-99.2 mV	8.38 ft	56.00 ml/min
11/8/2022 11:27 AM	01:30:00	8.19 pH	10.64 °C	107.30 µS/cm	1.89 mg/L	2.90 NTU	-101.8 mV	8.40 ft	60.00 ml/min
11/8/2022 11:32 AM	01:35:00	8.16 pH	10.63 °C	107.75 µS/cm	1.96 mg/L	3.50 NTU	-97.0 mV	8.45 ft	50.00 ml/min

11/8/2022 11:37 AM	01:40:00	8.14 pH	10.67 °C	108.69 µS/cm	2.11 mg/L	2.70 NTU	-91.4 mV	8.47 ft	58.00 ml/min
11/8/2022 11:42 AM	01:45:00	8.19 pH	10.57 °C	108.83 µS/cm	2.09 mg/L	3.20 NTU	-88.3 mV	8.48 ft	50.00 ml/min

* The afternoon calibration check for pH was not within the acceptable range; therefore, these pH values can only be used for determining stabilization and not as representative of actual pH values of the water being sampled. - MEM 5/8/23

Samples

Sample ID:	Description:
TRY_MW- 501D	Sample Time: 1150 - 1235 Parameters: PFAS, VOCs, 1,4-dioxane, SVOCs, Total Mn

Low-Flow Test Report:

Test Date / Time: 11/8/2022 1:36:30 PM
Project: TRY_MW-501X Troy Mills Landfill (2)
Operator Name: M. Murphy

TRY_MW-501X - AMH 11/8/2022 **Location Name: ~~TRTY_MW-501X~~** **Well Diameter: 2 in** **Casing Type: PVC** **Screen Length: 10 ft** **Top of Screen: 4 ft** **Total Depth: 14 ft** **Initial Depth to Water: 6.25 ft**	**Pump Type: QED Sample Pro** **Tubing Type: Teflon** **Tubing Inner Diameter: 0.17 in** **Tubing Length: 13 ft** **Pump Intake From TOC: 10.2 ft** **Flow Cell Volume: 130 ml** **Final Flow Rate: 50 ml/min** **Final Draw Down: 0.82 ft**	**Instrument Used: Aqua TROLL 600** **Serial Number: 922696**

Test Notes:
PRIOR TO SAMPLING:

Pump Information: Sample Pro bladder pump #R-6649
MP-10 serial number: 3584
Turbidity meter model and serial number (or similar unique designation, i.e., last four digits): HACH 2100Q 390364
Heron WL: 028309

PVR (including calculations): ((10.2 ft + 2.8 ft) x 4.5 mL/ft) + 100 mL = 158.5 mL

Maximum allowable drawdown rate: 0.02 ft/5min

DURING/AFTER SAMPLING:

Pump start time: 1330

Parameters reached stabilization? No
If no, list parameters: All parameters did not reach stabilization.

Total volume purged prior to sampling: 450 mL
Minimum PVR reached (compare purge amount to PVR)? Yes, 450 mL > 158.5 mL

2 Hour time limit reached? No
Modified sampling required? (Clock time when modified sampling begins): Yes, at time of pump start.
Condition that triggered Modified Sampling: WL is below the top of the well screen.

Final pressure of bladder pump: 10 psi
Final refill rate: 53 seconds
Final discharge rate: 7 seconds

Any adjustments made (including flow rates, tubing, etc.): No

Notes (i.e. bubbles in tubing): Due to high turbidity, PFAS and metals were collected last. Prior to collecting the PFAS samples,

turbidity was measured at 155 NTU. Prior to collecting the metals sample, turbidity was measured at 85 NTU. The metals sample was Field filtered due to turbidity being > 25 NTU.

Final water level: 9.19 ft
Total actual volume purged (Don t enter estimated purge volume): 1.0 L
Measured Well Depth, if required: NA

Pump Off: 1450

Weather Conditions:
30s-60s, sunny

Low-Flow Readings:

Date Time	Elapsed Time	pH	Temperature	Specific Conductivity	RDO Concentration	Turbidity	ORP	Depth to Water	Flow
		+/- 0.1	+/- 1	+/- 3 %	+/- 10 %	+/- 10 %	+/- 10	+/- 0.06	
11/8/2022 1:36 PM	00:00	6.62 pH	10.43 °C	215.58 µS/cm	2.29 mg/L	269.00 NTU	-46.0 mV	6.68 ft	50.00 ml/min
11/8/2022 1:41 PM	05:00	6.59 pH	10.48 °C	213.60 µS/cm	1.84 mg/L	249.00 NTU	-43.1 mV	7.07 ft	50.00 ml/min

* The afternoon calibration check for pH was not within the acceptable range; therefore, these pH values can only be used for determining stabilization and not as representative of actual pH values of the water being sampled. - MEM 5/8/23

Samples

Sample ID:	Description:
TRY_MW- 501X	Sample Time: 1345 - 1440 Parameters: PFAS, VOCs, 1,4-dioxane, SVOCs, Dissolved Mn

Low-Flow Test Report:

Test Date / Time: 11/1/2022 2:20:05 PM
Project: TRY_MW-508X Troy Mills Landfill (2)
Operator Name: E. Dyrness

Location Name: TRY_MW-508X **Well Diameter: 2 in** **Casing Type: PVC** **Screen Length: 5 ft** **Top of Screen: 4.7 ft** **Total Depth: 9.7 ft** **Initial Depth to Water: 7.41 ft**	**Pump Type: Peristaltic Pump** **Tubing Type: Teflon** **Tubing Inner Diameter: 0.17 in** **Tubing Length: 11.6 ft** **Pump Intake From TOC: 8.6 ft** **Flow Cell Volume: 130 ml** **Final Flow Rate: 50 ml/min** **Final Draw Down: 0.18 ft**	**Instrument Used: Aqua TROLL 600** **Serial Number: 922696**

Test Notes:
PRIOR TO SAMPLING:

Pump serial number: geopump 039411

Turbidity meter model and serial number (or similar unique designation, i.e., last four digits): HACH 2100Q 9364
SOLINST WL: ~~379525~~ 379526 - AMH 11/2/22

4.5 ml/ft - AMH 11/2/22
PVR (including calculations): (8.6ft + 3ft) x ~~9.7 ml/ft~~ = 53 ml

Maximum allowable drawdown rate: 0.02 ft/5min
Is #14 tubing used at this location? Yes

DURING/AFTER SAMPLING:

Pump start time: 1415

Parameters reached stabilization? No
If no, list parameters: All parameters

Total volume purged prior to sampling: 300ml

Minimum PVR reached (compare purge amount to PVR)? Yes, 300ml > 53ml

2 Hour time limit reached? No
Modified sampling required? (Clock time when modified sampling begins): Yes, at time of pump start
Condition that triggered Modified Sampling: Initial water level was below top of screen.

Any adjustments made (including flow rates, tubing, etc.): Intake was lowered to 8.6ft to target the middle of the observed water column due to limited water in the well.

Notes (i.e. bubbles in tubing): Due to limited water in the Well, a peristaltic Pump was used in place of a sample pro.

Final water level: 7.73ft
Total actual volume purged (Don t enter estimated purge volume): 1L
Measured Well Depth, if required: n/a

Pump Off:1515

Weather Conditions:
Overcast, scattered showers, 50s-60s

Low-Flow Readings:

Date Time	Elapsed Time	pH	Temperature	Specific Conductivity	RDO Concentration	Turbidity	ORP	Depth to Water	Flow
		+/- 0.1	+/- 1	+/- 3 %	+/- 10 %	+/- 10 %	+/- 10	+/- 0.06	
11/1/2022 2:20 PM	00:00	5.09 pH	13.57 °C	17.47 µS/cm	9.99 mg/L	8.00 NTU	171.4 mV	7.41 ft	50.00 ml/min
11/1/2022 2:25 PM	05:00	4.93 pH	12.92 °C	13.30 µS/cm	9.79 mg/L	4.00 NTU	183.5 mV	7.59 ft	50.00 ml/min

Samples

Sample ID:	Description:
TRY_MW-508X	11/1/22 1425-1515 PFAS VOCS 1,4-DIOXANE SVOCS ~~TOTAL METALS~~ Mn - AMH 11/2/22

Low-Flow Test Report:

Test Date / Time: 11/14/2022 1:16:42 PM
Project: TRY_MW-601B Troy Mills Landfill (2)
Operator Name: E. Dyrness

Location Name: TRY_MW-601B	**Pump Type: QED Sample Pro**	**Instrument Used: Aqua TROLL 600**
Well Diameter: 2 in	**Tubing Type: Teflon**	**Serial Number: 922696**
Casing Type: PVC	**Tubing Inner Diameter: 0.17 in**	
Screen Length: 10 ft	**Tubing Length: ~~81.1 ft~~** 84.1 ft - AMH 11/16/2022	
Top of Screen: 76.1 ft	**Pump Intake From TOC: 81.1 ft**	
Total Depth: 86.1 ft	**Flow Cell Volume: 130 ml**	
Initial Depth to Water: 25.55 ft	**Final Flow Rate: 52 ml/min**	
	Final Draw Down: 3.12 ft	

Test Notes:
PRIOR TO SAMPLING:

Pump Information: QED Sample Pro bladder pump R6649
MP-10 serial number: 3584
Turbidity meter model and serial number (or similar unique designation, i.e., last four digits): HACH 2100Q 9364
SOLINST WL: 379526

PVR (including calculations): ((81.1ft + 3.0ft) x 4.5 ml/ft) + 100 ml =479 ml

Maximum allowable drawdown rate: 0.02 ft/5min

DURING/AFTER SAMPLING:

Pump start time: 1310

Parameters reached stabilization? Yes

If no, list parameters: n/a

Total volume purged prior to sampling: 4.5L

Minimum PVR reached (compare purge amount to PVR)? Yes, 4.5L > 479ml

2 Hour time limit reached? No

Modified sampling required? (Clock time when modified sampling begins): no

Condition that triggered Modified Sampling: n/a

Final pressure of bladder pump: 40psi
Final refill rate: 52 sec (MEM 5/2/23)

Final discharge rate: 8 sec (MEM 5/2/23)

Any adjustments made (including flow rates, tubing, etc.): reduced flow to allow drawdown to stabilize

Notes (i.e. bubbles in tubing): test stopped at 5min due to ph and ORP probe malfunctioning, reset meter and continued test at 11min.

Final water level: 28.78 ft

Total actual volume purged (Don t enter estimated purge volume): 5L

Measured Well Depth, if required: n/a

Pump Off: 1540

Weather Conditions:
Sunny, 40s, windy

Low-Flow Readings:

Date Time	Elapsed Time	pH	Temperature	Specific Conductivity	RDO Concentration	Turbidity	ORP	Depth to Water	Flow
		+/- 0.1	+/- 1	+/- 3 %	+/- 10 %	+/- 10 %	+/- 10	+/- 0.06	
11/14/2022 1:16 PM	00:00	NR AMH 11/16/22	11.08 °C	207.35 µS/cm	9.99 mg/L	32.00 NTU	NR AMH 11/16/22	25.55 ft	65.00 ml/min
11/14/2022 1:21 PM	05:00	NR AMH 11/16/22	9.59 °C	167.94 µS/cm	8.39 mg/L	29.00 NTU	NR AMH 11/16/22	26.60 ft	52.00 ml/min
11/14/2022 1:28 PM	11:41	8.93 pH	9.57 °C	0.08 µS/cm	11.03 mg/L	NR AMH 11/16/22	158.8 mV	NR AMH 11/16/22	NR AMH 11/16/22
11/14/2022 1:33 PM	16:41	8.31 pH	8.82 °C	196.30 µS/cm	4.22 mg/L	26.00 NTU	153.9 mV	27.12 ft	52.00 ml/min
11/14/2022 1:38 PM	21:41	8.37 pH	8.88 °C	173.20 µS/cm	2.84 mg/L	25.00 NTU	152.9 mV	27.37 ft	52.00 ml/min
11/14/2022 1:43 PM	26:41	8.36 pH	8.63 °C	169.50 µS/cm	2.23 mg/L	23.00 NTU	153.8 mV	27.51 ft	52.00 ml/min
11/14/2022 1:48 PM	31:41	8.38 pH	8.66 °C	167.05 µS/cm	1.94 mg/L	25.00 NTU	152.3 mV	27.64 ft	52.00 ml/min
11/14/2022 1:53 PM	36:41	8.40 pH	8.71 °C	165.38 µS/cm	1.89 mg/L	23.00 NTU	150.3 mV	27.83 ft	52.00 ml/min
11/14/2022 1:58 PM	41:41	8.39 pH	8.72 °C	164.31 µS/cm	1.84 mg/L	20.00 NTU	150.0 mV	27.95 ft	52.00 ml/min
11/14/2022 2:03 PM	46:41	8.38 pH	8.62 °C	163.24 µS/cm	1.75 mg/L	19.00 NTU	148.5 mV	28.08 ft	52.00 ml/min
11/14/2022 2:08 PM	51:41	8.33 pH	8.57 °C	159.81 µS/cm	1.74 mg/L	18.00 NTU	148.4 mV	28.15 ft	52.00 ml/min
11/14/2022 2:13 PM	56:41	8.28 pH	8.70 °C	162.74 µS/cm	1.66 mg/L	17.00 NTU	146.6 mV	28.34 ft	52.00 ml/min
11/14/2022 2:18 PM	01:01:41	8.26 pH	8.56 °C	159.64 µS/cm	1.66 mg/L	17.00 NTU	145.7 mV	28.37 ft	52.00 ml/min
11/14/2022 2:23 PM	01:06:41	8.26 pH	8.56 °C	158.76 µS/cm	1.54 mg/L	16.00 NTU	144.0 mV	28.42 ft	52.00 ml/min
11/14/2022 2:28 PM	01:11:41	8.21 pH	8.50 °C	157.66 µS/cm	1.48 mg/L	13.00 NTU	143.2 mV	28.50 ft	52.00 ml/min

11/14/2022 2:33 PM	01:16:41	8.18 pH	8.51 °C	157.07 µS/cm	1.46 mg/L	12.00 NTU	142.0 mV	28.55 ft	52.00 ml/min
11/14/2022 2:38 PM	01:21:41	8.17 pH	8.53 °C	156.54 µS/cm	1.48 mg/L	11.00 NTU	140.2 mV	28.63 ft	52.00 ml/min
11/14/2022 2:43 PM	01:26:41	8.10 pH	8.53 °C	155.91 µS/cm	1.40 mg/L	11.00 NTU	139.7 mV	28.64 ft	52.00 ml/min
11/14/2022 2:48 PM	01:31:41	8.13 pH	7.77 °C	152.98 µS/cm	1.45 mg/L	11.00 NTU	137.4 mV	28.66 ft	52.00 ml/min
11/14/2022 2:53 PM	01:36:41	8.10 pH	8.18 °C	154.66 µS/cm	1.47 mg/L	11.00 NTU	135.3 mV	28.67 ft	52.00 ml/min

Samples

Sample ID:	Description:
TRY_MW-601B	11/14/22 1500-1540 PFAS VOCS 1,4-DIOXANE SVOCS TOTAL MN

Low-Flow Test Report:

Test Date / Time: 11/8/2022 10:12:21 AM
Project: TRY_MW-601D Troy Mills Landfill (2)
Operator Name: Matt Bergen

Location Name: TRY_MW-601D **Well Diameter: 2 in** **Casing Type: PVC** **Screen Length: 10 ft** **Top of Screen: 52.1 ft** **Total Depth: 62.1 ft** **Initial Depth to Water: 25.19 ft**	AMH 11/8/2022 **Pump Type: QED T1250; MP10-3585** **Tubing Type: Teflon** **Tubing Inner Diameter: 0.17 in** **Tubing Length: 59.1 ft** **Pump Intake From TOC: 57.1 ft** **Flow Cell Volume: 130 ml** **Final Flow Rate: 54 ml/min** **Final Draw Down: 2.46 ft**	**Instrument Used: Aqua TROLL 600** **Serial Number: 784826**

Test Notes:
PRIOR TO SAMPLING:

Pump Information: QED T1250 Dedicated Bladder Pump - AMH 11/8/2022
MP-10 serial number:3585
Turbidity meter model and serial number (or similar unique designation, i.e., last four digits): HACH 2100Q 49932
Heron WL: 801021

PVR (including calculations): (57.1ft +2 ft) ft x 4.5 ml/ft + 100ml =365.95mL

Maximum allowable drawdown rate: 0.02ft/5min
Is #14 tubing used at this location? No

DURING/AFTER SAMPLING:

Pump start time: 1005hrs

Parameters reached stabilization? Yes
If no, list parameters: N/A - AMH 11/8/2022
Total volume purged prior to sampling: 5,100 mL
Minimum PVR reached (compare purge amount to PVR)? Yes 5,100 mL > 365.95 mL.
2 Hour time limit reached? No

Modified sampling required? (Clock time when modified sampling begins): N/A
Condition that triggered Modified Sampling: N/A

Final pressure of bladder pump: 35 psi
Final refill rate: 54 sec
Final discharge rate: 6 Sec

Any adjustments made (including flow rates, tubing, etc.): flow rate was 35 ml/min at 1:10:00 mark, increased flow. Flow rate was80ml/min st 1:20:00 mark, decreased flow rate

Notes (i.e. bubbles in tubing): none

Final water level: 28.25 ft
Total actual volume purged (Don t enter estimated purge volume): 6,000 mL
Measured Well Depth, if required: N/A
Pump Off:1238hrs

~~Samples (For sample section only, do not include in notes)~~

~~Sample Time: Start End~~
~~Parameters:~~

AMH 11/8/2022

~~(Separate Sample ID, for each)~~
~~Field Blank:~~
~~DUP:~~

Weather Conditions:
Sunny high 40s

Low-Flow Readings:

Date Time	Elapsed Time	pH	Temperature	Specific Conductivity	RDO Concentration	Turbidity	ORP	Depth to Water	Flow
		+/- 0.1	+/- 1	+/- 3 %	+/- 10 %	+/- 10 %	+/- 10	+/- ~~5~~ 0.06 AMH 11/8/22	
11/8/2022 10:12 AM	00:00	6.87 pH	10.02 °C	253.18 µS/cm	8.19 mg/L	NR AMH 11/8/22	149.6 mV	25.43 ft	NR AMH 11/8/22
11/8/2022 10:17 AM	05:00	6.79 pH	10.33 °C	240.90 µS/cm	1.39 mg/L	7.00 NTU	83.3 mV	25.77 ft	50.00 ml/min
11/8/2022 10:22 AM	10:00	6.83 pH	10.17 °C	224.91 µS/cm	0.92 mg/L	9.00 NTU	45.3 mV	26.08 ft	50.00 ml/min
11/8/2022 10:27 AM	15:00	6.86 pH	10.37 °C	221.56 µS/cm	0.49 mg/L	11.00 NTU	12.9 mV	26.20 ft	50.00 ml/min
11/8/2022 10:32 AM	20:00	6.87 pH	10.21 °C	219.80 µS/cm	0.45 mg/L	10.00 NTU	-0.5 mV	26.39 ft	52.00 ml/min
11/8/2022 10:37 AM	25:00	6.89 pH	10.18 °C	219.38 µS/cm	0.28 mg/L	11.00 NTU	-13.2 mV	26.52 ft	52.00 ml/min
11/8/2022 10:42 AM	30:00	6.87 pH	10.06 °C	219.24 µS/cm	0.22 mg/L	10.00 NTU	-21.0 mV	26.76 ft	52.00 ml/min
11/8/2022 10:47 AM	35:00	6.89 pH	10.08 °C	219.46 µS/cm	0.20 mg/L	9.00 NTU	-19.9 mV	26.89 ft	52.00 ml/min
11/8/2022 10:52 AM	40:00	6.90 pH	10.02 °C	219.52 µS/cm	0.21 mg/L	9.00 NTU	-23.4 mV	26.99 ft	50.00 ml/min
11/8/2022 10:57 AM	45:00	6.90 pH	10.08 °C	219.63 µS/cm	0.18 mg/L	9.00 NTU	-25.4 mV	27.10 ft	50.00 ml/min
11/8/2022 11:02 AM	50:00	6.90 pH	10.04 °C	219.64 µS/cm	0.19 mg/L	8.00 NTU	-28.2 mV	27.19 ft	50.00 ml/min

11/8/2022 11:07 AM	55:00	6.89 pH	10.12 °C	219.76 µS/cm	0.19 mg/L	8.00 NTU	-30.2 mV	27.26 ft	50.00 ml/min
11/8/2022 11:12 AM	01:00:00	6.90 pH	9.92 °C	219.29 µS/cm	0.18 mg/L	8.00 NTU	-31.9 mV	27.28 ft	50.00 ml/min
11/8/2022 11:17 AM	01:05:00	6.91 pH	10.00 °C	219.43 µS/cm	0.20 mg/L	8.00 NTU	-31.5 mV	27.32 ft	52.00 ml/min
11/8/2022 11:22 AM	01:10:00	6.90 pH	10.02 °C	219.33 µS/cm	0.24 mg/L	8.00 NTU	-32.1 mV	27.30 ft	35.00 ml/min
11/8/2022 11:27 AM	01:15:00	6.90 pH	10.19 °C	219.40 µS/cm	0.21 mg/L	7.00 NTU	-33.4 mV	27.30 ft	50.00 ml/min
11/8/2022 11:32 AM	01:20:00	6.89 pH	10.17 °C	219.50 µS/cm	0.14 mg/L	7.00 NTU	-34.9 mV	27.54 ft	80.00 ml/min
11/8/2022 11:37 AM	01:25:00	6.90 pH	10.00 °C	220.35 µS/cm	0.10 mg/L	9.00 NTU	-36.4 mV	27.60 ft	52.00 ml/min
11/8/2022 11:42 AM	01:30:00	6.91 pH	10.08 °C	220.94 µS/cm	0.14 mg/L	9.00 NTU	-36.4 mV	27.65 ft	54.00 ml/min
11/8/2022 11:47 AM	01:35:00	6.90 pH	10.05 °C	221.23 µS/cm	0.15 mg/L	9.00 NTU	-36.6 mV	27.63 ft	50.00 ml/min
11/8/2022 11:52 AM	01:40:00	6.90 pH	10.12 °C	221.59 µS/cm	0.13 mg/L	8.00 NTU	-37.3 mV	27.65 ft	54.00 ml/min

Samples

Sample ID:	Description:
TRY_MW-601D	Sample Time: 1200-1238 hrs Parameters: PFAS, VOCs, 1,4 Dioxane, SVOCs, Total Mn

Low-Flow Test Report:

Test Date / Time: 11/8/2022 1:49:51 PM
Project: TRY_MW-601S Troy Mills Landfill (2)
Operator Name: Matt Bergen

Location Name: TRY_MW-601S **Well Diameter: 2 in** **Casing Type: PVC** **Screen Length: 15 ft** **Top of Screen: 14.3 ft** **Total Depth: 29.3 ft** **Initial Depth to Water: 24.17 ft**	**Pump Type: QED T1250, MP10 :3585** **Tubing Type: Teflon** **Tubing Inner Diameter: 0.17 in** **Tubing Length: 30.3 ft** **Pump Intake From TOC: 27.8 ft** **Flow Cell Volume: 130 ml** **Final Flow Rate: 50 ml/min** **Final Draw Down: 0.08 ft**	**Instrument Used: Aqua TROLL 600** **Serial Number: 784826**

Test Notes:
PRIOR TO SAMPLING:

Pump Information: QED T1250 Dedicated Bladder Pump - AMH 11/8/2022
MP-10 serial number:3585
Turbidity meter model and serial number (or similar unique designation, i.e., last four digits): HACH 2100Q 49932
Heron WL: 801021

AMH 11/8/2022
PVR (including calculations): (27.8+2.5ft ~~+2 ft~~) ft x 4.5 ml/ft + 100ml =236.35mL

Maximum allowable drawdown rate: 0.02ft/5min
Is #14 tubing used at this location? No

DURING/AFTER SAMPLING:

Pump start time: 1345 hrs

Parameters reached stabilization? No
If no, list parameters: All
Total volume purged prior to sampling: 300 ml
Minimum PVR reached (compare purge amount to PVR)? Yes, 300 ml > 236.35 mL
2 Hour time limit reached? No

Modified sampling required? (Clock time when modified sampling begins): Yes, from start.
Condition that triggered Modified Sampling: WL below top of screen.

Final pressure of bladder pump: 25 psi
Final refill rate: 57 sec
Final discharge rate: 3 sec

Any adjustments made (including flow rates, tubing, etc.): none

Notes (i.e. bubbles in tubing): none

Final water level: 24.34 ft
Total actual volume purged (Don t enter estimated purge volume): 1,000 mL
Measured Well Depth, if required: n/a
Pump Off: 1440 hrs

~~Samples (For sample section only, do not include in notes)~~

~~Sample Time: Start End~~
~~Parameters:~~

AMH 11/8/2022

~~(Separate Sample ID, for each)~~
~~Field Blank:~~
~~DUP:~~

Weather Conditions:
Sunny, windy 40s

Low-Flow Readings:

Date Time	Elapsed Time	pH	Temperature	Specific Conductivity	RDO Concentration	Turbidity	ORP	Depth to Water	Flow
		+/- 0.1	+/- 1	+/- 3 %	+/- 10 %	+/- 10 %	+/- 10	+/- ~~5~~ 0.06 - AMH 11/8/22	
11/8/2022 1:49 PM	00:00	6.16 pH	11.06 °C	195.89 µS/cm	8.11 mg/L	NR AMH 11/8/22	53.0 mV	24.25 ft	50.00 ml/min
11/8/2022 1:54 PM	05:00	6.14 pH	10.83 °C	201.09 µS/cm	4.14 mg/L	23.00 NTU	55.4 mV	24.25 ft	50.00 ml/min

Samples

Sample ID:	Description:
TRY_MW-601S	Sample Time: 1400-1440 hrs Parameters: PFAS, VOCs, 1,4-dioxane, SVOCs Total Mn

Low-Flow Test Report:

Test Date / Time: 11/7/2022 11:54:17 AM
Project: TRY_MW-602B Troy Mills Landfill (2)
Operator Name: M. Murphy

Location Name: TRY_MW-602B **Well Diameter: 2 in** **Casing Type: PVC** **Screen Length: 10 ft** **Top of Screen: 37.5 ft** **Total Depth: 47.5 ft** **Initial Depth to Water: 23.57 ft**	**Pump Type: QED T1250** **Tubing Type: Teflon** **Tubing Inner Diameter: 0.17 in** **Tubing Length: 46 ft** **Pump Intake From TOC: 42.5 ft** **Flow Cell Volume: 130 ml** **Final Flow Rate: 72 ml/min** **Final Draw Down: 0.31 ft**	**Instrument Used: Aqua TROLL 600** **Serial Number: 922696**

Test Notes:
PRIOR TO SAMPLING:

Pump Information: Dedicated QED T-1250 bladder pump
MP-10 serial number: 3584
Turbidity meter model and serial number (or similar unique designation, i.e., last four digits): HACH 2100Q 390364
Heron WL: 028309

PVR (including calculations): ((42.5 ft + 3.5 ft) x 4.5 mL/ft) + 100 mL = 307 mL

Maximum allowable drawdown rate: 0.02 ft/5min

DURING/AFTER SAMPLING:

Pump start time: 1150

Parameters reached stabilization? Yes
If no, list parameters: NA

Total volume purged prior to sampling: 3.5 L
Minimum PVR reached (compare purge amount to PVR)? Yes, 3.5 L >307 mL

2 Hour time limit reached? No
Modified sampling required? (Clock time when modified sampling begins): No
Condition that triggered Modified Sampling: NA

Final pressure of bladder pump: 20 psi
Final refill rate: 45 seconds
Final discharge rate: 15 seconds

Any adjustments made (including flow rates, tubing, etc.): No

Notes (i.e. bubbles in tubing): NA

Final water level: 23.89 ft
Total actual volume purged (Don t enter estimated purge volume): 4.5L
Measured Well Depth, if required: NA

Pump Off: 1330

Weather Conditions:
60s-70s, sunny

Low-Flow Readings:

Date Time	Elapsed Time	pH	Temperature	Specific Conductivity	RDO Concentration	Turbidity	ORP	Depth to Water	Flow
		+/- 0.1	+/- 1	+/- 3 %	+/- 10 %	+/- 10 %	+/- 10	+/- 0.06	
11/7/2022 11:54 AM	00:00	6.32 pH	17.52 °C	164.79 µS/cm	6.06 mg/L	3.50 NTU	166.9 mV	23.70 ft	90.00 ml/min
11/7/2022 11:59 AM	05:00	5.89 pH	14.42 °C	189.59 µS/cm	2.05 mg/L	1.10 NTU	83.2 mV	23.77 ft	78.00 ml/min
11/7/2022 12:04 PM	10:00	5.82 pH	13.19 °C	189.31 µS/cm	1.06 mg/L	4.90 NTU	55.1 mV	23.80 ft	72.00 ml/min
11/7/2022 12:09 PM	15:00	5.75 pH	12.89 °C	191.09 µS/cm	0.77 mg/L	9.00 NTU	46.8 mV	23.84 ft	72.00 ml/min
11/7/2022 12:14 PM	20:00	5.71 pH	12.37 °C	190.97 µS/cm	0.62 mg/L	9.00 NTU	49.1 mV	23.85 ft	72.00 ml/min
11/7/2022 12:19 PM	25:00	5.70 pH	12.25 °C	191.14 µS/cm	0.59 mg/L	8.00 NTU	44.7 mV	23.86 ft	72.00 ml/min
11/7/2022 12:24 PM	30:00	5.72 pH	12.23 °C	187.13 µS/cm	0.56 mg/L	4.70 NTU	42.1 mV	23.87 ft	72.00 ml/min
11/7/2022 12:29 PM	35:00	5.75 pH	12.21 °C	182.92 µS/cm	0.57 mg/L	4.20 NTU	31.1 mV	23.87 ft	72.00 ml/min
11/7/2022 12:34 PM	40:00	5.78 pH	12.52 °C	185.00 µS/cm	0.60 mg/L	3.40 NTU	30.3 mV	23.88 ft	72.00 ml/min
11/7/2022 12:39 PM	45:00	5.83 pH	12.35 °C	184.32 µS/cm	0.52 mg/L	2.70 NTU	33.8 mV	23.88 ft	72.00 ml/min

Samples

Sample ID:	Description:
FIELD BLANK-MURPHY	Sample Time: 1245 Parameters: PFAS
TRY_MW-602B	Sample Time: 1250 - 1325 Parameters: PFAS, VOCs, 1,4-Dioxane, SVOCs, Total Mn

Low-Flow Test Report:

Test Date / Time: 11/1/2022 11:30:29 AM
Project: TRY_MW-701 Troy Mills Landfill (2)
Operator Name: E. Dyrness

Location Name: TRY_MW-701 **Well Diameter: 2 in** **Casing Type: PVC** **Screen Length: 60 ft** **Top of Screen: 18.3 ft** **Total Depth: 78.3 ft** **Initial Depth to Water: 12.47 ft**	**Pump Type: QED T1250** **Tubing Type: Teflon** **Tubing Inner Diameter: 0.17 in** **Tubing Length: 50.8 ft** **Pump Intake From TOC: 48.3 ft** **Flow Cell Volume: 130 ml** **Final Flow Rate: 100 ml/min** **Final Draw Down: 0.12 ft**	**Instrument Used: Aqua TROLL 600** **Serial Number: 922696**

Test Notes:
PRIOR TO SAMPLING:
Pump Information: Dedicated QED ~~T-1200~~ T-1250 - AMH 11/2/22 bladder pump
MP-10 serial number: 3584
Turbidity meter model and serial number (or similar unique designation, i.e., last four digits): HACH 2100Q 9364
SOLINST WL: 379526

PVR (including calculations): ((48.3ft + 2.5ft) x ~~9.7 ml/ft)~~ 4.5 ml/ft - AMH 11/2/22 + 100 ml = 329 ml

Maximum allowable drawdown rate: 0.02 ft/5min
Is #14 tubing used at this location? No

DURING/AFTER SAMPLING:

Pump start time: 1125

Parameters reached stabilization? Yes
If no, list parameters:n/a

Total volume purged prior to sampling: 3L
Minimum PVR reached (compare purge amount to PVR)? Yes, 3L > 329 ml

2 Hour time limit reached? No

Modified sampling required? (Clock time when modified sampling begins): No,
Condition that triggered Modified Sampling: n/a

Final pressure of bladder pump: 30 psi
Final refill rate: 50 sec
Final discharge rate: 10 sec

Any adjustments made (including flow rates, tubing, etc.): no
Notes (i.e. bubbles in tubing): pH lower than 2020, similar to 2018

Final water level:12.59
Total actual volume purged (Don t enter estimated purge volume): 4.5L
Measured Well Depth, if required: n/a

Pump Off: 1230

Weather Conditions:
Overcast, rain, 50s

Low-Flow Readings:

Date Time	Elapsed Time	pH	Temperature	Specific Conductivity	RDO Concentration	Turbidity	ORP	Depth to Water	Flow
		+/- 0.1	+/- 1	+/- 3 %	+/- 10 %	+/- 10 %	+/- 10	+/- 0.06	
11/1/2022 11:30 AM	00:00	5.13 pH	12.95 °C	39.54 µS/cm	8.42 mg/L	7.00 NTU	201.6 mV	12.47 ft	66.00 ml/min
11/1/2022 11:35 AM	05:00	5.16 pH	11.77 °C	30.25 µS/cm	7.92 mg/L	5.00 NTU	200.0 mV	12.53 ft	98.00 ml/min
11/1/2022 11:40 AM	10:00	5.10 pH	10.59 °C	25.49 µS/cm	7.73 mg/L	10.00 NTU	204.4 mV	12.57 ft	98.00 ml/min
11/1/2022 11:45 AM	15:00	5.01 pH	10.43 °C	24.66 µS/cm	7.78 mg/L	11.00 NTU	209.6 mV	12.59 ft	100.00 ml/min
11/1/2022 11:50 AM	20:00	4.98 pH	10.42 °C	24.59 µS/cm	7.81 mg/L	11.00 NTU	207.2 mV	12.59 ft	98.00 ml/min
11/1/2022 11:55 AM	25:00	4.94 pH	10.25 °C	23.75 µS/cm	7.79 mg/L	10.00 NTU	208.9 mV	12.59 ft	100.00 ml/min
11/1/2022 12:00 PM	30:00	4.93 pH	10.25 °C	23.63 µS/cm	7.80 mg/L	10.00 NTU	209.9 mV	12.59 ft	100.00 ml/min

Samples

Sample ID:	Description:
FIELD BLANK - DYRNESS	11/1/22 1205 PFAS
TRY_MW 701	11/1/22 1210-1230 PFAS VOCS 1,4-DIOXANE SVOCS TOTAL ~~METALS~~ Mn - AMH 11/2/22

Low-Flow Test Report:

Test Date / Time: 11/2/2022 2:04:48 PM
Project: TRY_MW-702D Troy Mills Landfill (2)
Operator Name: Beth Fulton

Location Name: TRY_MW-702D **Well Diameter: 2 in** **Casing Type: PVC** **Screen Length: 27 ft** **Top of Screen: 19.4 ft** **Total Depth: 46.4 ft** **Initial Depth to Water: 8.79 ft**	**Pump Type: QED Sample Pro** **Tubing Type: Teflon** **Tubing Inner Diameter: 0.17 in** **Tubing Length: 35 ft** **Pump Intake From TOC: 33 ft** **Flow Cell Volume: 130 ml** **Final Flow Rate: 64 ml/min** **Final Draw Down: 0.27 ft**	**Instrument Used: Aqua TROLL 600** **Serial Number: 784826**

Test Notes:
PRIOR TO SAMPLING:

Pump Information: QED Sample Pro
MP-10 serial number: 3585
Turbidity meter model and serial number (or similar unique designation, i.e., last four digits): HACH 2100Q 049932
SOLINST WL: 028308

2 ft - AMH 11/2/22 257.5 ml - AMH 11/2/22
PVR (including calculations): ((33 ft + ~~2.5 ft~~) x 4.5 ml/ft) + 100ml = ~~259.75 ml~~

Maximum allowable drawdown rate: 0.02 ft/5min
Is #14 tubing used at this location? No

DURING/AFTER SAMPLING:

Pump start time: 1400

Parameters reached stabilization? Yes
If no, list parameters: NA
Total volume purged prior to sampling: 1.5L
257.5 ml - AMH 11/2/22
Minimum PVR reached (compare purge amount to PVR)? Yes, 1.5L > ~~259.75ml~~
2 Hour time limit reached? No

Modified sampling required? (Clock time when modified sampling begins): No
Condition that triggered Modified Sampling: NA

Final pressure of bladder pump: 22 psi
Final refill rate: 46 seconds
Final discharge rate: 14 seconds

Any adjustments made (including flow rates, tubing, etc.): None

Notes (i.e. bubbles in tubing): None

Final water level: 9.37 ft
Total actual volume purged (Don t enter estimated purge volume): 2.5L
Measured Well Depth, if required: NA
Pump Off: 1300

Weather Conditions:
Sunny, 50s

Low-Flow Readings:

Date Time	Elapsed Time	pH	Temperature	Specific Conductivity	RDO Concentration	Turbidity	ORP	Depth to Water	Flow
		+/- 0.1	+/- 10	+/- 3 %	+/- 10 %	+/- 10 %	+/- 10	+/- 0.06	
11/2/2022 2:04 PM	00:00	6.56 pH	13.05 °C	53.72 µS/cm	9.17 mg/L	NR AMH 11/2/22	127.5 mV	8.97 ft	80.00 ml/min
11/2/2022 2:09 PM	05:00	6.63 pH	11.82 °C	48.95 µS/cm	6.30 mg/L	14.00 NTU	120.9 mV	9.06 ft	70.00 ml/min
11/2/2022 2:14 PM	10:00	6.58 pH	12.16 °C	48.66 µS/cm	5.72 mg/L	13.00 NTU	126.8 mV	9.06 ft	64.00 ml/min
11/2/2022 2:19 PM	15:00	6.59 pH	12.11 °C	49.36 µS/cm	5.61 mg/L	14.00 NTU	131.6 mV	9.06 ft	64.00 ml/min
11/2/2022 2:24 PM	20:00	6.64 pH	11.31 °C	48.29 µS/cm	5.40 mg/L	14.00 NTU	123.7 mV	9.06 ft	64.00 ml/min

Samples

Sample ID:	Description:
TRY_MW-702D	Sample Time: 1430 - 1500 Parameters: PFAS, VOCs, 1,4-dioxane, SVOCs, ~~Mn~~ Total Mn - AMH 11/2/22

Low-Flow Test Report:

Test Date / Time: 11/2/2022 11:11:09 AM
Project: TRY_MW-702SX Troy Mills Landfill (2)
Operator Name: Beth Fulton

Location Name: TRY_MW-702SX **Well Diameter: 2 in** **Casing Type: PVC** **Screen Length: 10 ft** **Top of Screen: 5.4 ft** **Total Depth: 15.4 ft** **Initial Depth to Water: 10.31 ft**	**Pump Type: QED Sample Pro 11711** **Tubing Type: Teflon** **Tubing Inner Diameter: 0.17 in** **Tubing Length: 15 ft** **Pump Intake From TOC: 12.7 ft** **Flow Cell Volume: 130 ml** **Final Flow Rate: 50 ml/min** **Final Draw Down: 0.04 ft**	**Instrument Used: Aqua TROLL 600** **Serial Number: 784826**

Test Notes:
PRIOR TO SAMPLING:

Pump Information: QED Sample Pro 11711
MP-10 serial number: 3585
Turbidity meter model and serial number (or similar unique designation, i.e., last four digits): HACH 2100Q 049932
SOLINST WL: 028308

PVR (including calculations): ((12.7 ft + 2.3 ft) x 4.5 ml/ft) + 100ml = 167.5 ml

Maximum allowable drawdown rate: 0.02 ft/5min
Is #14 tubing used at this location? No

DURING/AFTER SAMPLING:

Pump start time: 1110

Parameters reached stabilization? Yes
If no, list parameters: NA
Total volume purged prior to sampling: 4.5L
Minimum PVR reached (compare purge amount to PVR)? Yes, 4.5L > 167.5ml
2 Hour time limit reached? No

Modified sampling required? (Clock time when modified sampling begins): No
Condition that triggered Modified Sampling: NA

Final pressure of bladder pump: 10 psi
Final refill rate: 54 seconds
Final discharge rate: 6 seconds

Any adjustments made (including flow rates, tubing, etc.): Due to historical low water level, Pump intake was changed from 11.7 ft to 12.7 ft so there would be a minimum of 2 ft of water above the pump intake.

Notes (i.e. bubbles in tubing): Although the water level is below the top of screen, spoke with PM and decided to attempt full low flow because water level was stable and Turbidity was decreasing. High DO is consistent with previous sample rounds.

Final water level: 10.35 ft
Total actual volume purged (Don t enter estimated purge volume): 6L
Measured Well Depth, if required: 14.79 ft (MEM 5/2/23) - Measured after sample collection. Will use new depth in subsequent sampling events.
Pump Off: 1320

Weather Conditions:
Sunny, 50s

Low Flow Readings:

Date Time	Elapsed Time	pH	Temperature	Specific Conductivity	RDO Concentration	Turbidity	ORP	Depth to Water	Flow
		+/- 0.1	+/- 1	+/- 3 %	+/- 10 %	+/- 10 %	+/- 10	+/- 0.06	
11/2/2022 11:11 AM	00:00	6.36 pH	12.41 °C	39.79 µS/cm	9.76 mg/L	253.00 NTU	87.3 mV	10.35 ft	52.00 ml/min
11/2/2022 11:16 AM	05:00	5.46 pH	12.41 °C	27.30 µS/cm	8.34 mg/L	180.00 NTU	84.0 mV	10.35 ft	50.00 ml/min
11/2/2022 11:21 AM	10:00	5.38 pH	12.35 °C	24.03 µS/cm	8.26 mg/L	107.00 NTU	121.3 mV	10.35 ft	50.00 ml/min
11/2/2022 11:26 AM	15:00	5.36 pH	12.25 °C	22.86 µS/cm	8.16 mg/L	87.00 NTU	123.2 mV	10.35 ft	50.00 ml/min
11/2/2022 11:31 AM	20:00	5.35 pH	12.20 °C	21.94 µS/cm	8.06 mg/L	56.00 NTU	114.7 mV	10.35 ft	50.00 ml/min
11/2/2022 11:36 AM	25:00	5.33 pH	12.13 °C	21.53 µS/cm	7.97 mg/L	43.00 NTU	118.4 mV	10.35 ft	50.00 ml/min
11/2/2022 11:41 AM	30:00	5.32 pH	12.13 °C	21.21 µS/cm	7.94 mg/L	36.00 NTU	123.2 mV	10.35 ft	50.00 ml/min
11/2/2022 11:46 AM	35:00	5.33 pH	12.22 °C	20.78 µS/cm	7.84 mg/L	29.00 NTU	143.2 mV	10.35 ft	50.00 ml/min
11/2/2022 11:51 AM	40:00	5.32 pH	12.34 °C	20.88 µS/cm	7.80 mg/L	23.00 NTU	143.1 mV	10.35 ft	50.00 ml/min
11/2/2022 11:56 AM	45:00	5.32 pH	12.53 °C	20.63 µS/cm	7.78 mg/L	23.00 NTU	145.4 mV	10.35 ft	50.00 ml/min
11/2/2022 12:01 PM	50:00	5.31 pH	12.48 °C	20.40 µS/cm	7.70 mg/L	16.00 NTU	147.3 mV	10.35 ft	50.00 ml/min
11/2/2022 12:06 PM	55:00	5.30 pH	12.42 °C	20.10 µS/cm	7.66 mg/L	16.00 NTU	151.6 mV	10.35 ft	50.00 ml/min
11/2/2022 12:11 PM	01:00:00	5.30 pH	12.45 °C	20.06 µS/cm	7.62 mg/L	11.00 NTU	153.9 mV	10.35 ft	50.00 ml/min
11/2/2022 12:16 PM	01:05:00	5.31 pH	12.60 °C	20.08 µS/cm	7.60 mg/L	10.00 NTU	163.2 mV	10.35 ft	50.00 ml/min
11/2/2022 12:21 PM	01:10:00	5.31 pH	12.59 °C	20.00 µS/cm	7.57 mg/L	9.00 NTU	166.8 mV	10.35 ft	50.00 ml/min
11/2/2022 12:26 PM	01:15:00	5.30 pH	12.63 °C	19.88 µS/cm	7.55 mg/L	8.00 NTU	168.1 mV	10.35 ft	50.00 ml/min
11/2/2022 12:31 PM	01:20:00	5.30 pH	12.63 °C	19.84 µS/cm	7.52 mg/L	8.00 NTU	168.2 mV	10.35 ft	50.00 ml/min

Samples

Sample ID:	Description:
TRY_MW-702SX	Sample Time: 1235 - 1320 Parameters: PFAS, VOCs, 1,4-dioxane, SVOCs, Mn

Created using VuSitu from In-Situ, Inc.

Low-Flow Test Report:

Test Date / Time: 11/4/2022 10:13:03 AM
Project: TRY_MW-801 Troy Mills Landfill (2)
Operator Name: Beth Fulton

Location Name: TRY_MW-801 **Well Diameter: 2 in** **Casing Type: PVC** **Screen Length: 10 ft** **Top of Screen: 36.4 ft** **Total Depth: 46.4 ft** **Initial Depth to Water: 35.9 ft**	**Pump Type: QED Sample Pro** **Tubing Type: Teflon** **Tubing Inner Diameter: 0.17 in** **Tubing Length: 44.4 ft** **Pump Intake From TOC: 41.4 ft** **Flow Cell Volume: 130 ml** **Final Flow Rate: 90 ml/min** **Final Draw Down: 0.03 ft**	**Instrument Used: Aqua TROLL 600** **Serial Number: 784826**

Test Notes:
PRIOR TO SAMPLING:

Pump Information: QED Sample Pro 22415
MP-10 serial number: 3585
Turbidity meter model and serial number (or similar unique designation, i.e., last four digits): HACH 2100Q 049932
SOLINST WL: 028308

PVR (including calculations): ((41.4 ft + 3ft) x 4.5 ml/ft) + 100 ml = 299.8 ml

Maximum allowable drawdown rate: 0.02 ft/5min

DURING/AFTER SAMPLING:

Pump start time: 10:05

Parameters reached stabilization? Yes
If no, list parameters: NA
Total volume purged prior to sampling: 1.8L
Minimum PVR reached (compare purge amount to PVR)? Yes, 1.8L > 299.8ml
2 Hour time limit reached? No

Modified sampling required? (Clock time when modified sampling begins): No
Condition that triggered Modified Sampling: NA

Final pressure of bladder pump: 28 psi
Final refill rate: 40 seconds
Final discharge rate: 20 seconds

Any adjustments made (including flow rates, tubing, etc.): None

Notes (i.e. bubbles in tubing): None

Final water level: 35.95 ft
Total actual volume purged (Don t enter estimated purge volume): 3.5L
Measured Well Depth, if required: NA
Pump Off: 11:05

Weather Conditions:
Sunny, 40s

Low-Flow Readings:

Date Time	Elapsed Time	pH	Temperature	Specific Conductivity	RDO Concentration	Turbidity	ORP	Depth to Water	Flow
		+/- 0.1	+/- 1	+/- 3 %	+/- 10 %	+/- 10 %	+/- 10	+/- 0.06	
11/4/2022 10:13 AM	00:00	6.07 pH	12.13 °C	335.60 µS/cm	4.59 mg/L	6.00 NTU	16.4 mV	35.91 ft	88.00 ml/min
11/4/2022 10:18 AM	05:00	6.00 pH	11.40 °C	326.97 µS/cm	1.18 mg/L	3.50 NTU	4.9 mV	35.92 ft	90.00 ml/min
11/4/2022 10:23 AM	10:00	5.97 pH	11.32 °C	324.20 µS/cm	0.85 mg/L	3.10 NTU	5.0 mV	35.93 ft	90.00 ml/min
11/4/2022 10:28 AM	15:00	5.97 pH	11.28 °C	322.72 µS/cm	0.81 mg/L	3.30 NTU	9.0 mV	35.93 ft	90.00 ml/min
11/4/2022 10:33 AM	20:00	5.97 pH	11.40 °C	328.81 µS/cm	0.91 mg/L	1.80 NTU	9.1 mV	35.93 ft	90.00 ml/min

Samples

Sample ID:	Description:
TRY_MW-801	Sample Time: 10:40 - 11:05 Parameters: PFAS, VOCs, 1,4-dioxane, SVOCs, Mn

Low-Flow Test Report:

Test Date / Time: 11/4/2022 11:49:26 AM
Project: TRY_MW-802 Troy Mills Landfill (2)
Operator Name: Beth Fulton

Location Name: TRY_MW-802 **Well Diameter: 2 in** **Casing Type: PVC** **Screen Length: 10 ft** **Top of Screen: 25.6 ft** **Total Depth: 35.6 ft** **Initial Depth to Water: 31.22 ft**	**Pump Type: QED Sample Pro** **Tubing Type: Teflon** **Tubing Inner Diameter: 0.17 in** **Tubing Length: 37.4 ft** **Pump Intake From TOC: 33.4 ft** **Flow Cell Volume: 130 ml** **Final Flow Rate: 50 ml/min** **Final Draw Down: 0.2 ft**	**Instrument Used: Aqua TROLL 600** **Serial Number: 784826**

Test Notes:
PRIOR TO SAMPLING:

Pump Information: QED Sample Pro 11711
MP-10 serial number: 3585
Turbidity meter model and serial number (or similar unique designation, i.e., last four digits): HACH 2100Q 049932
SOLINST WL: 028308

PVR (including calculations): ((33.4 ft + 4 ft) x 4.5 ml/ft) + 100 ml = 268.3ml

Maximum allowable drawdown rate: 0.02 ft/5min

DURING/AFTER SAMPLING:

Pump start time: 11:45

Parameters reached stabilization? No
If no, list parameters: all parameters did not stabalize
Total volume purged prior to sampling: 500mL
Minimum PVR reached (compare purge amount to PVR)? Yes, 500mL > 268.3ml
2 Hour time limit reached? No

Modified sampling required? (Clock time when modified sampling begins): Yes, at time of pump start.
Condition that triggered Modified Sampling: Water level (31.22ft) is below the top of screen (25.6 ft)

Final pressure of bladder pump:18 psi
Final refill rate: 50 seconds
Final discharge rate: 10 seconds

Any adjustments made (including flow rates, tubing, etc.): Due to the historical low water level, the pump intake was changed from 32.4 ft to 33.4 ft so there is a minimum of two feet of water above the pump intake.

Notes (i.e. bubbles in tubing): During sampling, the water level dropped to within 2ft of the pump intake

Final water level: 32.39 ft
Total actual volume purged (Don t enter estimated purge volume): 2L
Measured Well Depth, if required: NA
Pump Off: 12:50

Weather Conditions:
Sunny, 50s

Low-Flow Readings:

Date Time	Elapsed Time	pH	Temperature	Specific Conductivity	RDO Concentration	Turbidity	ORP	Depth to Water	Flow
		+/- 0.1	+/- 1	+/- 3 %	+/- 10 %	+/- 10 %	+/- 10	+/- 0.06	
11/4/2022 11:49 AM	00:00	6.11 pH	14.17 °C	338.21 µS/cm	6.59 mg/L	14.00 NTU	3.8 mV	31.32 ft	50.00 ml/min
11/4/2022 11:54 AM	05:00	6.17 pH	13.74 °C	336.38 µS/cm	2.33 mg/L	12.00 NTU	-3.0 mV	31.34 ft	50.00 ml/min
11/4/2022 11:59 AM	10:00	6.19 pH	13.43 °C	334.16 µS/cm	1.54 mg/L	8.40 NTU	-1.4 mV	31.42 ft	50.00 ml/min

Samples

Sample ID:	Description:
TRY_MW-802	Sample Time: 12:05-12:50 Parameters: PFAS, VOCs, 1,4-dioxane, SVOCs, Mn

Low-Flow Test Report:

Test Date / Time: 11/3/2022 12:51:41 PM
Project: TRY_MW-805 Troy Mills Landfill (2)
Operator Name: E. Dyrness

Location Name: TRY_MW-805 **Well Diameter: 2 in** **Casing Type: PVC** **Screen Length: 10 ft** **Top of Screen: 32.4 ft** **Total Depth: 42.4 ft** **Initial Depth to Water: 33.85 ft**	**Pump Type: QED Sample Pro** **Tubing Type: Teflon** **Tubing Inner Diameter: 0.17 in** **Tubing Length: 41 ft** **Pump Intake From TOC: 38.1 ft** **Flow Cell Volume: 130 ml** **Final Flow Rate: 52 ml/min** **Final Draw Down: 0.07 ft**	**Instrument Used: Aqua TROLL 600** **Serial Number: 922696**

Test Notes:
PRIOR TO SAMPLING:

Pump: QED Sample Pro bladder pump 11711
MP-10 serial number: 3584
Turbidity meter model and serial number (or similar unique designation, i.e., last four digits): HACH 2100Q 9364
SOLINST WL: 379526

PVR (including calculations): ((38.1ft + 2.9 ft) x 4.5 ml/ft) + 100 ml = 285 ml
Maximum allowable drawdown rate: 0.02 ft/5min

DURING/AFTER SAMPLING:

Pump start time: 1245

Parameters reached stabilization? No
If no, list parameters: All parameters

Total volume purged prior to sampling: 500 ml
Minimum PVR reached (compare purge amount to PVR)? Yes, 500ml > 285 ml

2 Hour time limit reached? No
Modified sampling required? (Clock time when modified sampling begins): Yes, At time of pump start
Condition that triggered Modified Sampling: initial water level was below top of screen.

Final pressure of bladder pump: 28 psi (MEM 11/9/22)
Final refill rate: 53 sec (MEM 11/9/22)
Final discharge rate: 7 sec (MEM 11/9/22)

Any adjustments made (including flow rates, tubing, etc.): after discussions with PM, pump intake was lowered to 38.1 ft due to low water observed in monitoring well.

Notes (i.e. bubbles in tubing): black sediment was observed in the purge water throughout the low flow test

Final water level: 33.97
Total actual volume purged (Don t enter estimated purge volume): 1L
Measured Well Depth, if required: n/a
Pump Off: 1340

Weather Conditions:
Sunny, 60s, slight breeze

Low-Flow Readings:

Date Time	Elapsed Time	pH	Temperature	Specific Conductivity	RDO Concentration	Turbidity	ORP	Depth to Water	Flow
		+/- 0.1	+/- 1	+/- 3 %	+/- 10 %	+/- 10 %	+/- 10	+/- 0.06	
11/3/2022 12:51 PM	00:00	6.50 pH	15.25 °C	423.69 µS/cm	2.73 mg/L	21.00 NTU	-57.4 mV	33.85 ft	52.00 ml/min
11/3/2022 12:56 PM	05:00	6.40 pH	13.81 °C	419.64 µS/cm	1.11 mg/L	19.00 NTU	-57.6 mV	33.92 ft	52.00 ml/min

Samples

Sample ID:	Description:
TRY_MW-805	11/3/33 1300-1340 PFAS VOCS 1,4-DIOXANE SVOCS TOTAL Mn
EQUIP BLANK	11/3/22 1530 PFAS VOCS 1,4-DIOXANE TOTAL Mn

Low-Flow Test Report:

Test Date / Time: 11/16/2022 11:15:12 AM
Project: TRY_MW-901B Troy Mills Landfill (2)
Operator Name: E. Dyrness

Location Name: TRY_MW-901B **Well Diameter: 2 in** **Casing Type: PVC** **Screen Length: 10 ft** **Top of Screen: 64.8 ft** **Total Depth: 74.8 ft** **Initial Depth to Water: 34.16 ft**	**Pump Type: QED Sample Pro** **Tubing Type: Teflon** **Tubing Inner Diameter: 0.17 in** **Tubing Length: 73.8 ft** **Pump Intake From TOC: 69.8 ft** **Flow Cell Volume: 130 ml** **Final Flow Rate: 68 ml/min** **Final Draw Down: 0.54 ft**	**Instrument Used: Aqua TROLL 600** **Serial Number: 784826**

Test Notes:
PRIOR TO SAMPLING:

Pump Information: QED Sample Pro bladder pump 22415
MP-10 serial number: 3584
Turbidity meter model and serial number (or similar unique designation, i.e., last four digits): HACH 2100Q 0582
SOLINST WL: 379526

PVR (including calculations): ((69.8 ft + 4 ft) x 4.5 ml/ft) + 100 ml = 433 ml
Maximum allowable drawdown rate: 0.02 ft/5min

DURING/AFTER SAMPLING:

Pump start time: 1105
Parameters reached stabilization? Yes
If no, list parameters: n/a

Total volume purged prior to sampling: 2.5L
Minimum PVR reached (compare purge amount to PVR)? Yes, 2.5L > 433ml

2 Hour time limit reached? No
Modified sampling required? (Clock time when modified sampling begins): no
Condition that triggered Modified Sampling: n/a

Final pressure of bladder pump: 28 psi
Final refill rate: 52 sec (MEM 5/2/23)
Final discharge rate: 8 sec (MEM 5/2/23)

Any adjustments made (including flow rates, tubing, etc.): flow reduced initially to allow drawdown to stabilize.
Notes (i.e. bubbles in tubing): water receded into tubing 1-2 inches each cycle.

Final water level: 34.92ft
Total actual volume purged (Don t enter estimated purge volume): 3.5L

Measured Well Depth, if required: n/a
Pump Off: 1225

Weather Conditions:
Rain/wintery mix, 30s

Low-Flow Readings:

Date Time	Elapsed Time	pH	Temperature	Specific Conductivity	RDO Concentration	Turbidity	ORP	Depth to Water	Flow
		+/- 0.1	+/- 1	+/- 3 %	+/- 10 %	+/- 10 %	+/- 10	+/- 0.06	
11/16/2022 11:15 AM	00:00	7.65 pH	8.17 °C	525.14 µS/cm	8.31 mg/L	5.00 NTU	-39.3 mV	34.16 ft	80.00 ml/min
11/16/2022 11:20 AM	05:00	6.78 pH	8.87 °C	458.09 µS/cm	2.85 mg/L	4.00 NTU	-34.6 mV	34.53 ft	80.00 ml/min
11/16/2022 11:25 AM	10:00	6.57 pH	8.91 °C	461.49 µS/cm	1.46 mg/L	2.00 NTU	-52.7 mV	34.63 ft	68.00 ml/min
11/16/2022 11:30 AM	15:00	6.49 pH	8.49 °C	468.35 µS/cm	1.35 mg/L	2.00 NTU	-60.7 mV	34.63 ft	68.00 ml/min
11/16/2022 11:35 AM	20:00	6.42 pH	8.68 °C	464.94 µS/cm	1.33 mg/L	2.00 NTU	-65.5 mV	34.66 ft	68.00 ml/min
11/16/2022 11:40 AM	25:00	6.38 pH	8.73 °C	460.49 µS/cm	1.22 mg/L	2.00 NTU	-68.9 mV	34.68 ft	68.00 ml/min
11/16/2022 11:45 AM	30:00	6.35 pH	8.63 °C	456.15 µS/cm	1.17 mg/L	2.00 NTU	-72.5 mV	34.70 ft	68.00 ml/min

Samples

Sample ID:	Description:
TRY_MW-901B	11/16/22 1150-1225 PFAS VOCS 1,4-DIOXANE SVOCS TOTAL Mn

Low-Flow Test Report:

Test Date / Time: 11/15/2022 11:48:26 AM
Project: TRY_MW-902B Troy Mills Landfill (2)
Operator Name: Beth Fulton

Location Name: TRY_MW-902B **Well Diameter: 2 in** **Casing Type: PVC Screen** **Length: 10 ft** **Top of Screen: 100.8 ft** **Total Depth: 110.8 ft** **Initial Depth to Water: ~~35~~ 32 ft** (MEM - 5/2/23)	**Pump Type: QED Sample Pro** **Tubing Type: Teflon** **Tubing Inner Diameter: ~~0.25 in~~** 0.17 in - AMH 11/18/22 **Tubing Length: 111.3 ft** **Pump Intake From TOC: 105.8 ft** **Flow Cell Volume: 130 ml Final** **Flow Rate: 74 ml/min** **Final Draw Down: ~~2.88~~ 0.12 ft** (MEM - 5/2/23)	**Instrument Used: Aqua TROLL 600** **Serial Number: 784826**

Test Notes:
PRIOR TO SAMPLING:

Pump Information: QED Sample Pro R6649
MP-10 serial number:3585
Turbidity meter model and serial number (or similar unique designation, i.e., last four digits): HACH 2100Q 49932
Heron WL: 801021

PVR (including calculations): (105.8 ft +5.5 ft) ft x 4.5 ml/ft + 100ml = 600.85mL

Maximum allowable drawdown rate: 0.02ft/5min
Is #14 tubing used at this location? No

DURING/AFTER SAMPLING:

Pump start time: 1115

Parameters reached stabilization? Yes
If no, list parameters: NA
Total volume purged prior to sampling: 7.5L
Minimum PVR reached (compare purge amount to PVR)? Yes, 7.5L > 600.85mL
2 Hour time limit reached? No

Modified sampling required? (Clock time when modified sampling begins): No
Condition that triggered Modified Sampling: NA

Final pressure of bladder pump: 55psi
Final refill rate: 37 seconds
Final discharge rate: 23 seconds

Any adjustments made (including flow rates, tubing, etc.): None

Notes (i.e. bubbles in tubing): Collected turbidity reading prior to sampling for PFAS (23NTU) and prior to sampling Mn (18NTU). Did NOT filter Mn sample.

Final water level: 32.16 ft
Total actual volume purged (Don t enter estimated purge volume): 9L
Measured Well Depth, if required: NA
Pump Off: 1420

Weather Conditions:
Sunny, 30s

Low-Flow Readings:

Date Time	Elapsed Time	pH	Temperature	Specific Conductivity	RDO Concentration	Turbidity	ORP	Depth to Water	Flow
		+/- 0.1	+/- 1	+/- 3 %	+/- 10 %	+/- 10 %	+/- 10	+/- 0.06	
11/15/2022 11:48 AM	00:00	10.42 pH	5.39 °C	258.35 µS/cm	9.06 mg/L	25.00 NTU	-89.8 mV	32.03 ft	82.00 ml/min
11/15/2022 11:53 AM	05:00	10.29 pH	8.54 °C	223.40 µS/cm	7.21 mg/L	41.00 NTU	-85.9 mV	32.10 ft	82.00 ml/min
11/15/2022 11:58 AM	10:00	10.24 pH	8.95 °C	201.82 µS/cm	4.05 mg/L	64.00 NTU	-89.1 mV	32.10 ft	82.00 ml/min
11/15/2022 12:03 PM	15:00	10.16 pH	9.25 °C	198.05 µS/cm	2.93 mg/L	82.00 NTU	-97.1 mV	32.10 ft	82.00 ml/min
11/15/2022 12:08 PM	20:00	10.02 pH	9.29 °C	188.79 µS/cm	2.28 mg/L	75.00 NTU	-101.6 mV	32.10 ft	82.00 ml/min
11/15/2022 12:13 PM	25:00	9.88 pH	9.20 °C	183.03 µS/cm	1.92 mg/L	53.00 NTU	-104.4 mV	32.11 ft	82.00 ml/min
11/15/2022 12:17 PM	28:37	9.77 pH	9.38 °C	182.41 µS/cm	1.75 mg/L	58.00 NTU	-100.4 mV	32.11 ft	80.00 ml/min
11/15/2022 12:22 PM	33:37	9.69 pH	9.45 °C	177.70 µS/cm	1.54 mg/L	50.00 NTU	-105.2 mV	32.11 ft	80.00 ml/min
11/15/2022 12:27 PM	38:37	9.65 pH	9.42 °C	176.41 µS/cm	1.41 mg/L	50.00 NTU	-109.0 mV	32.11 ft	80.00 ml/min
11/15/2022 12:32 PM	43:37	9.62 pH	9.19 °C	175.72 µS/cm	1.36 mg/L	53.00 NTU	-111.3 mV	32.10 ft	80.00 ml/min
11/15/2022 12:37 PM	48:37	9.60 pH	9.37 °C	173.41 µS/cm	1.25 mg/L	46.00 NTU	-111.6 mV	32.10 ft	72.00 ml/min
11/15/2022 12:42 PM	53:37	9.57 pH	9.52 °C	185.31 µS/cm	1.27 mg/L	45.00 NTU	-112.9 mV	32.11 ft	74.00 ml/min
11/15/2022 12:47 PM	58:37	9.56 pH	9.42 °C	172.00 µS/cm	1.23 mg/L	46.00 NTU	-114.6 mV	32.11 ft	74.00 ml/min
11/15/2022 12:52 PM	01:03:37	9.54 pH	9.17 °C	178.57 µS/cm	1.21 mg/L	48.00 NTU	-116.3 mV	32.11 ft	74.00 ml/min
11/15/2022 12:57 PM	01:08:37	9.52 pH	9.15 °C	180.47 µS/cm	1.19 mg/L	45.00 NTU	-118.8 mV	32.11 ft	74.00 ml/min
11/15/2022 1:02 PM	01:13:37	9.50 pH	9.20 °C	174.83 µS/cm	1.14 mg/L	45.00 NTU	-119.6 mV	32.12 ft	74.00 ml/min
11/15/2022 1:07 PM	01:18:37	9.52 pH	9.41 °C	175.29 µS/cm	1.07 mg/L	41.00 NTU	-121.3 mV	32.12 ft	74.00 ml/min
11/15/2022 1:12 PM	01:23:37	9.49 pH	9.53 °C	174.03 µS/cm	1.02 mg/L	33.00 NTU	-122.8 mV	32.12 ft	74.00 ml/min
11/15/2022 1:17 PM	01:28:37	9.48 pH	9.36 °C	174.24 µS/cm	0.96 mg/L	30.00 NTU	-123.7 mV	32.12 ft	74.00 ml/min

11/15/2022 1:22 PM	01:33:37	9.47 pH	9.40 °C	174.38 µS/cm	0.92 mg/L	28.00 NTU	-125.6 mV	32.12 ft	74.00 ml/min
11/15/2022 1:27 PM	01:38:37	9.46 pH	9.31 °C	173.18 µS/cm	0.90 mg/L	26.00 NTU	-126.9 mV	32.12 ft	74.00 ml/min
11/15/2022 1:32 PM	01:43:37	9.45 pH	8.94 °C	170.10 µS/cm	0.85 mg/L	26.00 NTU	-127.0 mV	32.12 ft	74.00 ml/min

Samples

Sample ID:	Description:
TRY_MW-902B	Sample Time: 1340 - 1415 Parameters: VOCs, 1,4-dioxane, SVOCs, PFAS, ~~Mn~~ Total Mn - AMH 11/16/22

Low-Flow Test Report:

Test Date / Time: 11/15/2022 2:43:46 PM
Project: TRY_MW-902S Troy Mills Landfill (2)
Operator Name: Beth Fulton

Location Name: TRY_MW-902S **Well Diameter: 2 in** **Casing Type: PVC** **Screen Length: 10 ft** **Top of Screen: 21.5 ft** **Total Depth: 31.5 ft** **Initial Depth to Water: 25.05 ft**	**Pump Type: QED Sample Pro** **Tubing Type: Teflon** **Tubing Inner Diameter: ~~0.25 in~~** 0.17 in - AMH 11/18/22 **Tubing Length: 29 ft** **Pump Intake From TOC: 28.5 ft** **Flow Cell Volume: 130 ml** **Final Flow Rate: 58 ml/min** **Final Draw Down: 0 ft**	**Instrument Used: Aqua TROLL 600** **Serial Number: 784826**

Test Notes:
PRIOR TO SAMPLING:

Pump Information: ~~QED - T1300~~ QED Sample Pro Bladder Pump 11711 - AMH 11/18/22
MP-10 serial number:3585
Turbidity meter model and serial number (or similar unique designation, i.e., last four digits): HACH 2100Q 49932
Heron WL: 801021

PVR (including calculations): (28.5 ft +0.5 ft) ft x 4.5 ml/ft + 100ml =230.5mL

Maximum allowable drawdown rate: 0.02ft/5min
Is #14 tubing used at this location? No

DURING/AFTER SAMPLING:

Pump start time: 1440

Parameters reached stabilization? No
If no, list parameters: all parameters did not stabalize
Total volume purged prior to sampling: 260 ml
Minimum PVR reached (compare purge amount to PVR)? Yes, 260ml > 230.5 ml
2 Hour time limit reached? No

Modified sampling required? (Clock time when modified sampling begins): Yes, at time of pump start
Condition that triggered Modified Sampling: Water level (25.95 ft) is below the top of screen (21.5 ft)

Final pressure of bladder pump: 20 psi
Final refill rate: 54 seconds
Final discharge rate: 6 seconds

Any adjustments made (including flow rates, tubing, etc.): None

Notes (i.e. bubbles in tubing): Set intake Depth at 28.5 ft so there would be a minimum of 2 ft of water above the pump intake.
Pump intake adjustment also due to historical low water level. The original recommended pump intake was 26.5 feet. - AMH 11/18/22

Final water level: 25.05ft

Total actual volume purged (Don t enter estimated purge volume): 1.5L

Measured Well Depth, if required: NA

Pump Off: 1535

Weather Conditions:
Overcast, 30s

Low-Flow Readings:

Date Time	Elapsed Time	pH	Temperature	Specific Conductivity	RDO Concentration	Turbidity	ORP	Depth to Water	Flow
		+/- 0.1	+/- 1	+/- 3 %	+/- 10 %	+/- 10 %	+/- 10	+/- ~~5~~ 0.06 - AMH 11/16/22	
11/15/2022 2:43 PM	00:00	6.02 pH	9.18 °C	331.71 µS/cm	5.81 mg/L	6.00 NTU	-40.4 mV	25.05 ft	78.00 ml/min
11/15/2022 2:48 PM	05:00	5.91 pH	9.33 °C	339.05 µS/cm	1.68 mg/L	6.00 NTU	-13.7 mV	25.05 ft	58.00 ml/min
11/15/2022 2:53 PM	10:00	5.91 pH	9.31 °C	351.16 µS/cm	1.28 mg/L	3.90 NTU	-11.0 mV	25.05 ft	58.00 ml/min

Samples

Sample ID:	Description:
TRY_MW-902S	Sample Time: 1500 - 1535 Parameters: PFAS, VOCs, 1,4-dioxane, SVOCs, Total Mn

Low-Flow Test Report:

Test Date / Time: 11/15/2022 2:03:02 PM
Project: TRY_MW-903B Troy Mills Landfill (2)
Operator Name: E. Dyrness

Location Name: TRY_MW-903B	**Pump Type: QED Sample Pro**	**Instrument Used: Aqua TROLL 600**
Well Diameter: 2 in	**Tubing Type: Teflon**	**Serial Number: 922696**
Casing Type: PVC	**Tubing Inner Diameter: 0.17 in**	
Screen Length: 10 ft	**Tubing Length: ~~71.1 ft~~** 70.7 ft - AMH 11/18/22	
Top of Screen: ~~63.1 ft~~ 62.7 ft - AMH 11/18/22	**Pump Intake From TOC: ~~68.1 ft~~** 67.7 ft - AMH 11/18/22	
Total Depth: ~~73.1 ft~~ 72.7 ft - AMH 11/18/22	**Flow Cell Volume: 130 ml**	
Initial Depth to Water: 4.88 ft	**Final Flow Rate: 52 ml/min**	
	Final Draw Down: 4.07 ft	

Test Notes:
PRIOR TO SAMPLING:

Pump Information: QED samplepro bladder pump 34019
MP-10 serial number: 3584
Turbidity meter model and serial number (or similar unique designation, i.e., last four digits): HACH 2100Q 9364
SOLINST WL: 379526

67.7 ft - AMH 11/18/22 419 ml - AMH 11/18/22
PVR (including calculations): ((68.1ft + 3.0ft) x 4.5 ml/ft) + 100 ml = 420 ml
Maximum allowable drawdown rate: 0.02 ft/5min

DURING/AFTER SAMPLING:

Pump start time: 1355

Parameters reached stabilization? Yes
If no, list parameters: n/a

Total volume purged prior to sampling: 5.5L
Minimum PVR reached (compare purge amount to PVR)? Yes, 5.5L > 419 mL - AMH 11/16/2022

2 Hour time limit reached? No
Modified sampling required? (Clock time when modified sampling begins): no

Condition that triggered Modified Sampling: n/a

Final pressure of bladder pump: 25 psi
Final refill rate: 55
Final discharge rate: 5

Any adjustments made (including flow rates, tubing, etc.): no
Notes (i.e. bubbles in tubing): ~~no~~ Due to high turbidity, the metals sampled was field filtered due to turbidity readings being > 25 NTU - AMH 11/18/22

Final water level: 9.15
Total actual volume purged (Don t enter estimated purge volume): 6L

Measured Well Depth, if required: n/a

Pump Off: 1640

Weather Conditions:
0vercast, 30s

Low-Flow Readings:

Date Time	Elapsed Time	pH	Temperature	Specific Conductivity	RDO Concentration	Turbidity	ORP	Depth to Water	Flow
		+/- 0.1	+/- 1	+/- 3 %	+/- 10 %	+/- 10 %	+/- 10	+/- 0.06	
11/15/2022 2:03 PM	00:00	8.37 pH	10.31 °C	125.86 µS/cm	8.00 mg/L	162.00 NTU	5.9 mV	4.88 ft	82.00 ml/min
11/15/2022 2:08 PM	05:00	9.50 pH	10.46 °C	131.00 µS/cm	2.87 mg/L	138.00 NTU	-52.6 mV	6.07 ft	60.00 ml/min
11/15/2022 2:13 PM	10:00	9.57 pH	10.06 °C	131.71 µS/cm	2.40 mg/L	116.00 NTU	-66.4 mV	6.52 ft	60.00 ml/min
11/15/2022 2:18 PM	15:00	9.59 pH	10.04 °C	131.56 µS/cm	2.07 mg/L	118.00 NTU	-72.7 mV	7.01 ft	54.00 ml/min
11/15/2022 2:23 PM	20:00	9.60 pH	10.01 °C	131.30 µS/cm	1.88 mg/L	113.00 NTU	-75.9 mV	7.22 ft	54.00 ml/min
11/15/2022 2:28 PM	25:00	9.61 pH	10.01 °C	130.89 µS/cm	1.78 mg/L	113.00 NTU	-77.3 mV	7.40 ft	52.00 ml/min
11/15/2022 2:33 PM	30:00	9.60 pH	9.83 °C	129.78 µS/cm	1.77 mg/L	123.00 NTU	-76.7 mV	7.59 ft	52.00 ml/min
11/15/2022 2:38 PM	35:00	9.58 pH	9.81 °C	128.82 µS/cm	1.79 mg/L	106.00 NTU	-75.7 mV	7.78 ft	52.00 ml/min
11/15/2022 2:43 PM	40:00	9.57 pH	9.75 °C	127.74 µS/cm	1.76 mg/L	112.00 NTU	-74.3 mV	7.91 ft	52.00 ml/min
11/15/2022 2:48 PM	45:00	9.55 pH	9.77 °C	126.76 µS/cm	1.73 mg/L	109.00 NTU	-72.8 mV	8.06 ft	52.00 ml/min
11/15/2022 2:53 PM	50:00	9.45 pH	9.73 °C	124.38 µS/cm	1.77 mg/L	99.00 NTU	-69.1 mV	8.18 ft	52.00 ml/min
11/15/2022 2:58 PM	55:00	9.36 pH	9.79 °C	120.96 µS/cm	1.82 mg/L	83.00 NTU	-65.8 mV	8.29 ft	52.00 ml/min
11/15/2022 3:03 PM	01:00:00	9.33 pH	9.76 °C	119.76 µS/cm	1.84 mg/L	77.00 NTU	-62.8 mV	8.36 ft	52.00 ml/min
11/15/2022 3:08 PM	01:05:00	9.25 pH	9.83 °C	118.05 µS/cm	1.87 mg/L	62.00 NTU	-58.9 mV	8.49 ft	52.00 ml/min
11/15/2022 3:13 PM	01:10:00	9.21 pH	9.74 °C	116.91 µS/cm	1.87 mg/L	67.00 NTU	-56.4 mV	8.57 ft	52.00 ml/min
11/15/2022 3:18 PM	01:15:00	9.19 pH	9.72 °C	115.61 µS/cm	1.86 mg/L	75.00 NTU	-54.4 mV	8.64 ft	52.00 ml/min
11/15/2022 3:23 PM	01:20:00	9.17 pH	9.63 °C	115.05 µS/cm	1.85 mg/L	69.00 NTU	-52.7 mV	8.70 ft	52.00 ml/min
11/15/2022 3:28 PM	01:25:00	9.16 pH	9.61 °C	114.35 µS/cm	1.83 mg/L	54.00 NTU	-51.7 mV	8.79 ft	52.00 ml/min
11/15/2022 3:33 PM	01:30:00	9.13 pH	9.67 °C	113.14 µS/cm	1.84 mg/L	60.00 NTU	-50.0 mV	8.85 ft	52.00 ml/min
11/15/2022 3:38 PM	01:35:00	9.12 pH	9.62 °C	112.29 µS/cm	1.80 mg/L	52.00 NTU	-48.7 mV	8.90 ft	52.00 ml/min

11/15/2022 3:43 PM	01:40:00	9.11 pH	9.54 °C	113.34 µS/cm	1.79 mg/L	51.00 NTU	-48.0 mV	8.93 ft	52.00 ml/min
11/15/2022 3:48 PM	01:45:00	9.10 pH	9.49 °C	112.43 µS/cm	1.77 mg/L	51.00 NTU	-46.6 mV	8.95 ft	52.00 ml/min

* The afternoon calibration check for specific conductivity was not within the acceptable range; therefore, these specific conductivity values can only be used for determining stabilization and not as representative of actual specific conductivity values of the water being sampled. - MEM 5/8/23

Samples

Sample ID:	Description:
TRY_MW-903B	11/15/22 1555-1640 PFAS VOCS 1,4-DIOXANE SVOCS DISSOLVED MN

Low-Flow Test Report:

Test Date / Time: 11/14/2022 1:40:49 PM
Project: TRY_MW-903S Troy Mills Landfill (2)
Operator Name: Beth Fulton

Location Name: TRY_MW-903S **Well Diameter: 2 in** **Casing Type: PVC** **Screen Length: 5 ft** **Top of Screen: 10.2 ft** **Total Depth: 15.2 ft** **Initial Depth to Water: 6.99 ft**	**Pump Type: QED Sample Pro** **Tubing Type: Teflon** **Tubing Inner Diameter: ~~0.25 in~~** 0.17 in - AMH 11/18/22 **Tubing Length: 13.6 ft** **Pump Intake From TOC: 12.7 ft** **Flow Cell Volume: 130 ml** **Final Flow Rate: 100 ml/min** **Final Draw Down: 0.17 ft**	**Instrument Used: Aqua TROLL 600** **Serial Number: 784826**

Test Notes:
PRIOR TO SAMPLING:

Pump Information: QED Sample Pro 11711
MP-10 serial number:3585
Turbidity meter model and serial number (or similar unique designation, i.e., last four digits): HACH 2100Q 49932
Heron WL: 801021

PVR (including calculations): (12.7 ft +0.9 ft) ft x 4.5 ml/ft + 100ml =161.2mL

Maximum allowable drawdown rate: 0.02ft/5min
Is #14 tubing used at this location? No

DURING/AFTER SAMPLING:

Pump start time: 1340

Parameters reached stabilization? Yes
If no, list parameters: NA
Total volume purged prior to sampling: 4L
Minimum PVR reached (compare purge amount to PVR)? Yes, 4L > 161.2 ml
2 Hour time limit reached? No

Modified sampling required? (Clock time when modified sampling begins): No
Condition that triggered Modified Sampling: NA

Final pressure of bladder pump: 15 psi
Final refill rate: 49 seconds
Final discharge rate: 11 seconds

Any adjustments made (including flow rates, tubing, etc.): none

Notes (i.e. bubbles in tubing): Bubbles observed coming up from well during each discharge.

Final water level: 7.15 ft
Total actual volume purged (Don t enter estimated purge volume): 6L
Measured Well Depth, if required: NA
Pump Off:1500

Weather Conditions:
Sunny, 30s

Low-Flow Readings:

Date Time	Elapsed Time	pH	Temperature	Specific Conductivity	RDO Concentration	Turbidity	ORP	Depth to Water	Flow
		+/- 0.1	+/- 1	+/- 3 %	+/- 10 %	+/- 10 %	+/- 10	+/- 0.06	
11/14/2022 1:40 PM	00:00	6.42 pH	8.85 °C	240.07 µS/cm	8.69 mg/L	NR AMH 11/16/22	142.1 mV	7.05 ft	114.00 ml/min
11/14/2022 1:45 PM	05:00	5.73 pH	9.33 °C	225.47 µS/cm	0.90 mg/L	NR AMH 11/16/22	107.2 mV	7.10 ft	114.00 ml/min
11/14/2022 1:50 PM	10:00	5.76 pH	9.55 °C	222.67 µS/cm	0.31 mg/L	18.10 NTU	90.1 mV	7.13 ft	106.00 ml/min
11/14/2022 1:55 PM	15:00	5.89 pH	9.59 °C	220.67 µS/cm	0.23 mg/L	15.00 NTU	83.7 mV	7.15 ft	108.00 ml/min
11/14/2022 2:00 PM	20:00	5.92 pH	9.60 °C	220.02 µS/cm	0.21 mg/L	15.00 NTU	79.4 mV	7.15 ft	100.00 ml/min
11/14/2022 2:05 PM	25:00	5.93 pH	9.60 °C	219.70 µS/cm	0.13 mg/L	10.00 NTU	76.6 mV	7.15 ft	100.00 ml/min
11/14/2022 2:10 PM	30:00	5.92 pH	9.60 °C	219.32 µS/cm	0.15 mg/L	8.00 NTU	74.6 mV	7.15 ft	100.00 ml/min
11/14/2022 2:15 PM	35:00	5.91 pH	9.65 °C	219.00 µS/cm	0.17 mg/L	7.00 NTU	72.2 mV	7.16 ft	100.00 ml/min
11/14/2022 2:20 PM	40:00	5.94 pH	9.56 °C	217.94 µS/cm	0.10 mg/L	6.00 NTU	71.3 mV	7.16 ft	100.00 ml/min
11/14/2022 2:25 PM	45:00	5.94 pH	9.53 °C	217.78 µS/cm	0.11 mg/L	6.00 NTU	70.3 mV	7.16 ft	100.00 ml/min

Samples

Sample ID:	Description:
TRY_MW-903S	Sample Time: 1435 - 1500 Parameters: PFAS, VOCs, 1,4-dioxane, SVOCs, ~~Mn~~ Total Mn - AMH 11/16/22

Low-Flow Test Report:

Test Date / Time: 11/10/2022 1:30:13 PM
Project: TRY_MW-A28 Troy Mills Landfill (2)
Operator Name: M. Murphy

Location Name: TRY_MW-A28 **Well Diameter: 1.5 in** **Casing Type: PVC** **Screen Length: 5 ft** **Top of Screen: 8.03 ft** **Total Depth: 13 ft** **Initial Depth to Water: 9.48 ft**	**Pump Type: Peristaltic** **Tubing Type: Teflon** **Tubing Inner Diameter: 0.17 in** **Tubing Length: 16.3 ft** **Pump Intake From TOC: 11.3 ft** **Flow Cell Volume: 130 ml** **Final Flow Rate: 50 ml/min** **Final Draw Down: 0.48 ft**	**Instrument Used: Aqua TROLL 600** **Serial Number: 922696**

Test Notes:
PRIOR TO SAMPLING:

Pump Information: Peri Geopump 039411
Turbidity meter model and serial number (or similar unique designation, i.e., last four digits): HACH 2100Q 390364
Heron WL: 028309

PVR (including calculations): ((11.3 ft + 5.0 ft) x 4.5 mL/ft) = 73.4 mL

Maximum allowable drawdown rate: 0.02 ft/5min

DURING/AFTER SAMPLING:

Pump start time: 1325

Parameters reached stabilization? Yes
If no, list parameters: NA

Total volume purged prior to sampling: 1.0L
Minimum PVR reached (compare purge amount to PVR)? Yes, 1.0L > 73.4 mL

2 Hour time limit reached? No
Modified sampling required? (Clock time when modified sampling begins): No
Condition that triggered Modified Sampling: NA

Any adjustments made (including flow rates, tubing, etc.): ~~No~~ Adjusted pump intake due to new historic water level - AMH 11/18/2022.

Notes (i.e. bubbles in tubing): Bubbles in tubing and purged prior to sampling and as needed. Sampled via full low flow per SAP even with WL below top of screen.

Final water level: 10.02 ft
Total actual volume purged (Don t enter estimated purge volume): 2.0L
Measured Well Depth, if required: NA

Pump Off: 1520

Weather Conditions:
30s-60s, sunny

Low-Flow Readings:

Date Time	Elapsed Time	pH	Temperature	Specific Conductivity	RDO Concentration	Turbidity	ORP	Depth to Water	Flow
		+/- 0.1	+/- 1	+/- 3 %	+/- 10 %	+/- 10 %	+/- 10	+/- 0.06	
11/10/2022 1:30 PM	00:00	6.12 pH	13.25 °C	133.21 µS/cm	2.42 mg/L	1.90 NTU	-45.1 mV	9.91 ft	60.00 ml/min
11/10/2022 1:35 PM	05:00	6.06 pH	12.66 °C	126.78 µS/cm	1.45 mg/L	2.40 NTU	-42.5 mV	9.92 ft	60.00 ml/min
11/10/2022 1:40 PM	10:00	6.01 pH	12.39 °C	122.93 µS/cm	1.28 mg/L	3.10 NTU	-38.1 mV	9.97 ft	60.00 ml/min
11/10/2022 1:45 PM	15:00	6.00 pH	12.39 °C	123.14 µS/cm	1.30 mg/L	2.90 NTU	-35.3 mV	9.98 ft	52.00 ml/min
11/10/2022 1:50 PM	20:00	6.00 pH	12.37 °C	122.57 µS/cm	1.29 mg/L	4.30 NTU	-33.1 mV	9.96 ft	50.00 ml/min

Samples

Sample ID:	Description:
TRY_MW-A28	Sample Time: 1400-1515 Parameters: PFAS, VOCs, 1,4-dioxane, SVOCs, Total Mn
TRY_MW-A28 DUP	Sample Time: 1400-1515 Parameters: SVOCs

Low-Flow Test Report:

Test Date / Time: 11/2/2022 10:06:43 AM
Project: TRY_MW-C6D Troy Mills Landfill (2)
Operator Name: E. Dyrness

Location Name: TRY_MW-C6D **Well Diameter: 2 in** **Casing Type: PVC** **Screen Length: 10 ft** **Top of Screen: 28 ft** **Total Depth: 38 ft** **Initial Depth to Water: 7.6 ft**	**Pump Type: QED T1250** **Tubing Type: Teflon** **Tubing Inner Diameter: 0.17 in** **Tubing Length: 35 ft** **Pump Intake From TOC: 33 ft** **Flow Cell Volume: 130 ml** **Final Flow Rate: 60 ml/min** **Final Draw Down: 1.13 ft**	**Instrument Used: Aqua TROLL 600** **Serial Number: 922696**

Test Notes:
PRIOR TO SAMPLING:

T-1250 - AMH 11/2/22
Pump Information: Dedicated QED ~~T 1200~~ bladder pump
MP-10 serial number: 3584
Turbidity meter model and serial number (or similar unique designation, i.e., last four digits): HACH 2100Q 9364
SOLINST WL: 379526

4.5 ml/ft - AMH 11/2/22
PVR (including calculations): ((33.0ft + 2.0ft) x ~~9.7 ml/ft~~) + 100ml = 258 ml

Maximum allowable drawdown rate: 0.02 ft/5min
Is #14 tubing used at this location? No

DURING/AFTER SAMPLING:

Pump start time: 1000

Parameters reached stabilization? Yes
If no, list parameters: n/a

Total volume purged prior to sampling: 2.5L
Minimum PVR reached (compare purge amount to PVR)? Yes, 2.5L > 258ml

2 Hour time limit reached? No
Modified sampling required? (Clock time when modified sampling begins): no
Condition that triggered Modified Sampling: n/a

Final pressure of bladder pump: 15 psi
Final refill rate: 54
Final discharge rate: 6

Any adjustments made (including flow rates, tubing, etc.): flow rates decreased to allow drawdown to stabilize.
Notes (i.e. bubbles in tubing): small crimp in discharge tubing.

Final water level: 8.82
Total actual volume purged (Don t enter estimated purge volume): 3L
Measured Well Depth, if required: n/a
Pump Off: 1120

Weather Conditions:
Sunny, 50s

Low-Flow Readings:

Date Time	Elapsed Time	pH	Temperature	Specific Conductivity	RDO Concentration	Turbidity	ORP	Depth to Water	Flow
		+/- 0.1	+/- 1	+/- 3 %	+/- 10 %	+/- 10 %	+/- 10	+/- 0.06	
11/2/2022 10:06 AM	00:00	7.59 pH	12.65 °C	230.12 µS/cm	3.95 mg/L	NR AMH 11/2/22	54.2 mV	7.60 ft	80.00 ml/min
11/2/2022 10:11 AM	05:00	7.55 pH	11.63 °C	235.79 µS/cm	1.34 mg/L	2.00 NTU	-73.7 mV	8.34 ft	78.00 ml/min
11/2/2022 10:16 AM	10:00	7.52 pH	11.42 °C	242.62 µS/cm	0.71 mg/L	1.00 NTU	-104.1 mV	8.41 ft	70.00 ml/min
11/2/2022 10:21 AM	15:00	7.53 pH	11.26 °C	237.41 µS/cm	0.49 mg/L	1.00 NTU	-89.8 mV	8.56 ft	68.00 ml/min
11/2/2022 10:26 AM	20:00	7.52 pH	11.19 °C	234.08 µS/cm	0.50 mg/L	1.00 NTU	-90.2 mV	8.66 ft	68.00 ml/min
11/2/2022 10:31 AM	25:00	7.53 pH	11.13 °C	230.77 µS/cm	0.42 mg/L	1.00 NTU	-113.6 mV	8.70 ft	62.00 ml/min
11/2/2022 10:36 AM	30:00	7.54 pH	11.23 °C	228.51 µS/cm	0.42 mg/L	1.00 NTU	-120.7 mV	8.72 ft	60.00 ml/min
11/2/2022 10:41 AM	35:00	7.53 pH	11.17 °C	225.49 µS/cm	0.42 mg/L	1.00 NTU	-118.3 mV	8.73 ft	60.00 ml/min

Samples

Sample ID:	Description:
TRY_MW-C6D	11/2/22 1050-1120 PFAS VOCS 1,4-DIOXANE SVOCS ~~TOTAL METALS~~ Mn - AMH 11/2/22

Low-Flow Test Report:

Test Date / Time: 11/2/2022 12:18:09 PM
Project: TRY_MW-C6S Troy Mills Landfill (2)
Operator Name: E. Dyrness

MW-C6S - AMH 11/2/22 **Location Name: TRY_~~M-C6S~~** **Well Diameter: 2 in** **Casing Type: PVC** **Screen Length: 10 ft** **Top of Screen: 5.2 ft** **Total Depth: 15.2 ft** **Initial Depth to Water: 6.83 ft**	**Pump Type: Peristaltic** **Tubing Type: Teflon** **Tubing Inner Diameter: 0.25 in** **Tubing Length: 16 ft** **Pump Intake From TOC: 11 ft** **Flow Cell Volume: 130 ml** **Final Flow Rate: 50 ml/min** **Final Draw Down: 0.09 ft**	**Instrument Used: Aqua TROLL 600** **Serial Number: 922696**

Test Notes:
PRIOR TO SAMPLING:

Pump serial number: geopump 039411

Turbidity meter model and serial number (or similar unique designation, i.e., last four digits): HACH 2100Q 9364
SOLINST WL: 379526

PVR (including calculations): (11.0ft + 5.0ft) x 9.7 ml/ft = 156ml

Maximum allowable drawdown rate: 0.02 ft/5min
Is #14 tubing used at this location? Yes

DURING/AFTER SAMPLING:

Pump start time: 1215

Parameters reached stabilization? No
If no, list parameters: All parameters

Total volume purged prior to sampling: 500ml
Minimum PVR reached (compare purge amount to PVR)? Yes, 500ml > 156ml

2 Hour time limit reached? No
Modified sampling required? (Clock time when modified sampling begins): yes, at time of pump start
Condition that triggered Modified Sampling: initial water level below top of screen.

Any adjustments made (including flow rates, tubing, etc.): no
Notes (i.e. bubbles in tubing): Bubbles in tubing removed as necessary

Final water level: 7.05

Total actual volume purged (Don t enter estimated purge volume): 1L
Measured Well Depth, if required: n/a
Pump Off: 1335

Weather Conditions:
Sunny, 50s

Low-Flow Readings:

Date Time	Elapsed Time	pH	Temperature	Specific Conductivity	RDO Concentration	Turbidity	ORP	Depth to Water	Flow
		+/- 0.1	+/- 1	+/- 3 %	+/- 10 %	+/- 10 %	+/- 10	+/- 0.06	
11/2/2022 12:18 PM	00:00	6.15 pH	13.23 °C	307.41 µS/cm	4.47 mg/L	NR AMH 11/2/22	166.0 mV	6.83 ft	50.00 ml/min
11/2/2022 12:23 PM	05:00	6.12 pH	12.82 °C	301.69 µS/cm	2.40 mg/L	4.00 NTU	132.2 mV	6.92 ft	50.00 ml/min

Samples

Sample ID:	Description:
TRY_MW-C6S	11/2/22 1225-1335 PFAS VOCS 1,4-DIOXANE SVOCS ~~TOTAL METALS~~ Mn - AMH 11/2/22
TRY_MW-C6S DUP	11/2/22 1225-1335 PFAS VOCS 1,4-DIOXANE ~~TOTAL METALS~~ Mn - AMH 11/2/22

Appendix J – Alpha Laboratory Analytical Groundwater, Surface Water, and Leachate Data Packages

Non-PFAS

ANALYTICAL REPORT

Lab Number:	L2262273
Client:	GZA GeoEnvironmental, Inc. / NHDES PO Box 95 29 Hazen Drive Concord, NH 03302-0095
ATTN:	Michael Summerlin
Phone:	(603) 271-3649
Project Name:	TROY MILLS LANDFILL SUPERFUND
Project Number:	04.0190987.33
Report Date:	12/09/22

The original project report/data package is held by Alpha Analytical. This report/data package is paginated and should be reproduced only in its entirety. Alpha Analytical holds no responsibility for results and/or data that are not consistent with the original.

Certifications & Approvals: MA (M-MA086), NH NELAP (2064), CT (PH-0574), IL (200077), ME (MA00086), MD (348), NJ (MA935), NY (11148), NC (25700/666), PA (68-03671), RI (LAO00065), TX (T104704476), VT (VT-0935), VA (460195), USDA (Permit #P330-17-00196).

Eight Walkup Drive, Westborough, MA 01581-1019
508-898-9220 (Fax) 508-898-9193 800-624-9220 - www.alphalab.com

Project Name: TROY MILLS LANDFILL SUPERFUND
Project Number: 04.0190987.33

Lab Number: L2262273
Report Date: 12/09/22

Alpha Sample ID	Client ID	Matrix	Sample Location	Collection Date/Time	Receive Date
L2262273-01	TRIP BLANK	WATER	TROY, NH	11/01/22 09:00	11/04/22
L2262273-02	TRY_M-7D	WATER	TROY, NH	11/01/22 12:45	11/04/22
L2262273-03	TRY_M-7	WATER	TROY, NH	11/01/22 14:40	11/04/22
L2262273-04	TRY_M-7 DUP	WATER	TROY, NH	11/01/22 14:40	11/04/22
L2262273-05	TRY_MW-701	WATER	TROY, NH	11/01/22 12:10	11/04/22
L2262273-06	TRY_MW-508X	WATER	TROY, NH	11/01/22 14:25	11/04/22

Project Name:	TROY MILLS LANDFILL SUPERFUND	**Lab Number:**	L2262273
Project Number:	04.0190987.33	**Report Date:**	12/09/22

Case Narrative

The samples were received in accordance with the Chain of Custody and no significant deviations were encountered during the preparation or analysis unless otherwise noted. Sample Receipt, Container Information, and the Chain of Custody are located at the back of the report.

Results contained within this report relate only to the samples submitted under this Alpha Lab Number and meet NELAP requirements for all NELAP accredited parameters unless otherwise noted in the following narrative. The data presented in this report is organized by parameter (i.e. VOC, SVOC, etc.). Sample specific Quality Control data (i.e. Surrogate Spike Recovery) is reported at the end of the target analyte list for each individual sample, followed by the Laboratory Batch Quality Control at the end of each parameter. Tentatively Identified Compounds (TICs), if requested, are reported for compounds identified to be present and are not part of the method/program Target Compound List, even if only a subset of the TCL are being reported. If a sample was re-analyzed or re-extracted due to a required quality control corrective action and if both sets of data are reported, the Laboratory ID of the re-analysis or re-extraction is designated with an "R" or "RE", respectively.

When multiple Batch Quality Control elements are reported (e.g. more than one LCS), the associated samples for each element are noted in the grey shaded header line of each data table. Any Laboratory Batch, Sample Specific % recovery or RPD value that is outside the listed Acceptance Criteria is bolded in the report. In reference to questions H (CAM) or 4 (RCP) when "NO" is checked, the performance criteria for CAM and RCP methods allow for some quality control failures to occur and still be within method compliance. In these instances, the specific failure is not narrated but noted in the associated QC Outlier Summary Report, located directly after the Case Narrative. QC information is also incorporated in the Data Usability Assessment table (Format 11) of our Data Merger tool, where it can be reviewed in conjunction with the sample result, associated regulatory criteria and any associated data usability implications.

Soil/sediments, solids and tissues are reported on a dry weight basis unless otherwise noted. Definitions of all data qualifiers and acronyms used in this report are provided in the Glossary located at the back of the report.

HOLD POLICY - For samples submitted on hold, Alpha's policy is to hold samples (with the exception of Air canisters) free of charge for 21 calendar days from the date the project is completed. After 21 calendar days, we will dispose of all samples submitted including those put on hold unless you have contacted your Alpha Project Manager and made arrangements for Alpha to continue to hold the samples. Air canisters will be disposed after 3 business days from the date the project is completed.

Please contact Project Management at 800-624-9220 with any questions.

Project Name:	TROY MILLS LANDFILL SUPERFUND	**Lab Number:**	L2262273
Project Number:	04.0190987.33	**Report Date:**	12/09/22

Case Narrative (continued)

Report Revision

December 09, 2022: A revised chain of custody is included as an addendum. Additionally, the sample receipt narrative has been amended at the client's request.

Sample Receipt

L2262273-01: At the client's request, only the analysis of Volatile Organics was performed on the "TRIP BLANK".

L2262273-04: At the client's request, only the analysis of 1,4-Dioxane was performed on "TRY_M-7 DUP".

L2262273-04: Sample containers for Volatile Organics and Metals analyses was listed on the Chain of Custody, but not received. This was verified by the client.

Semivolatile Organics

The WG1708596-2/-3 LCS/LCSD recoveries, associated with L2262273-02, -03, -05, and -06, are below the acceptance criteria for benzidine (0%/0%); however, it has been identified as a "difficult" analyte. The results of the associated samples are reported.

I, the undersigned, attest under the pains and penalties of perjury that, to the best of my knowledge and belief and based upon my personal inquiry of those responsible for providing the information contained in this analytical report, such information is accurate and complete. This certificate of analysis is not complete unless this page accompanies any and all pages of this report.

Authorized Signature: Kelly Stenstrom

Title: Technical Director/Representative

Date: 12/09/22

ORGANICS

VOLATILES

Project Name: TROY MILLS LANDFILL SUPERFUND **Lab Number:** L2262273

Project Number: 04.0190987.33 **Report Date:** 12/09/22

SAMPLE RESULTS

Lab ID: L2262273-01
Client ID: TRIP BLANK
Sample Location: TROY, NH

Date Collected: 11/01/22 09:00
Date Received: 11/04/22
Field Prep: Not Specified

Sample Depth:
Matrix: Water
Analytical Method: 1,8260D
Analytical Date: 11/13/22 06:58
Analyst: MJV

Parameter	Result	Qualifier	Units	RL	MDL	Dilution Factor
Volatile Organics by GC/MS - Westborough Lab						
Methylene chloride	ND		ug/l	3.0	--	1
1,1-Dichloroethane	ND		ug/l	0.75	--	1
Chloroform	ND		ug/l	0.75	--	1
Carbon tetrachloride	ND		ug/l	0.50	--	1
1,2-Dichloropropane	ND		ug/l	1.8	--	1
Dibromochloromethane	ND		ug/l	0.50	--	1
1,1,2-Trichloroethane	ND		ug/l	0.75	--	1
Tetrachloroethene	ND		ug/l	0.50	--	1
Chlorobenzene	ND		ug/l	0.50	--	1
Trichlorofluoromethane	ND		ug/l	2.5	--	1
1,2-Dichloroethane	ND		ug/l	0.50	--	1
1,1,1-Trichloroethane	ND		ug/l	0.50	--	1
Bromodichloromethane	ND		ug/l	0.50	--	1
trans-1,3-Dichloropropene	ND		ug/l	0.50	--	1
cis-1,3-Dichloropropene	ND		ug/l	0.50	--	1
1,3-Dichloropropene, Total	ND		ug/l	0.50	--	1
1,1-Dichloropropene	ND		ug/l	2.5	--	1
Bromoform	ND		ug/l	2.0	--	1
1,1,2,2-Tetrachloroethane	ND		ug/l	0.50	--	1
Benzene	ND		ug/l	0.50	--	1
Toluene	ND		ug/l	0.75	--	1
Ethylbenzene	ND		ug/l	0.50	--	1
Chloromethane	ND		ug/l	2.5	--	1
Bromomethane	ND		ug/l	1.0	--	1
Vinyl chloride	ND		ug/l	1.0	--	1
Chloroethane	ND		ug/l	1.0	--	1
1,1-Dichloroethene	ND		ug/l	0.50	--	1
trans-1,2-Dichloroethene	ND		ug/l	0.75	--	1

Project Name: TROY MILLS LANDFILL SUPERFUND **Lab Number:** L2262273

Project Number: 04.0190987.33 **Report Date:** 12/09/22

SAMPLE RESULTS

Lab ID: L2262273-01 Date Collected: 11/01/22 09:00

Client ID: TRIP BLANK Date Received: 11/04/22

Sample Location: TROY, NH Field Prep: Not Specified

Sample Depth:

Parameter	Result	Qualifier	Units	RL	MDL	Dilution Factor
Volatile Organics by GC/MS - Westborough Lab						
1,2-Dichloroethene, Total	ND		ug/l	0.50	--	1
Trichloroethene	ND		ug/l	0.50	--	1
1,2-Dichlorobenzene	ND		ug/l	2.5	--	1
1,3-Dichlorobenzene	ND		ug/l	2.5	--	1
1,4-Dichlorobenzene	ND		ug/l	2.5	--	1
Methyl tert butyl ether	ND		ug/l	1.0	--	1
p/m-Xylene	ND		ug/l	1.0	--	1
o-Xylene	ND		ug/l	1.0	--	1
Xylenes, Total	ND		ug/l	1.0	--	1
cis-1,2-Dichloroethene	ND		ug/l	0.50	--	1
Dibromomethane	ND		ug/l	5.0	--	1
1,2,3-Trichloropropane	ND		ug/l	5.0	--	1
Styrene	ND		ug/l	1.0	--	1
Dichlorodifluoromethane	ND		ug/l	5.0	--	1
Acetone	ND		ug/l	5.0	--	1
Carbon disulfide	ND		ug/l	5.0	--	1
2-Butanone	ND		ug/l	5.0	--	1
4-Methyl-2-pentanone	ND		ug/l	5.0	--	1
2-Hexanone	ND		ug/l	5.0	--	1
Bromochloromethane	ND		ug/l	2.5	--	1
Tetrahydrofuran	ND		ug/l	5.0	--	1
2,2-Dichloropropane	ND		ug/l	2.5	--	1
1,2-Dibromoethane	ND		ug/l	2.0	--	1
1,1,1,2-Tetrachloroethane	ND		ug/l	0.50	--	1
Bromobenzene	ND		ug/l	2.5	--	1
n-Butylbenzene	ND		ug/l	0.50	--	1
sec-Butylbenzene	ND		ug/l	0.50	--	1
tert-Butylbenzene	ND		ug/l	2.5	--	1
o-Chlorotoluene	ND		ug/l	2.5	--	1
p-Chlorotoluene	ND		ug/l	2.5	--	1
1,2-Dibromo-3-chloropropane	ND		ug/l	2.5	--	1
Hexachlorobutadiene	ND		ug/l	0.50	--	1
Isopropylbenzene	ND		ug/l	0.50	--	1
p-Isopropyltoluene	ND		ug/l	0.50	--	1
Naphthalene	ND		ug/l	2.5	--	1
n-Propylbenzene	ND		ug/l	0.50	--	1
1,2,3-Trichlorobenzene	ND		ug/l	2.5	--	1

Project Name: TROY MILLS LANDFILL SUPERFUND **Lab Number:** L2262273

Project Number: 04.0190987.33 **Report Date:** 12/09/22

SAMPLE RESULTS

Lab ID: L2262273-01 Date Collected: 11/01/22 09:00

Client ID: TRIP BLANK Date Received: 11/04/22

Sample Location: TROY, NH Field Prep: Not Specified

Sample Depth:

Parameter	Result	Qualifier	Units	RL	MDL	Dilution Factor
Volatile Organics by GC/MS - Westborough Lab						
1,2,4-Trichlorobenzene	ND		ug/l	2.5	--	1
1,3,5-Trimethylbenzene	ND		ug/l	2.5	--	1
1,3,5-Trichlorobenzene	ND		ug/l	2.0	--	1
1,2,4-Trimethylbenzene	ND		ug/l	2.5	--	1
Ethyl ether	ND		ug/l	2.5	--	1
Isopropyl Ether	ND		ug/l	2.0	--	1
Tert-Butyl Alcohol	ND		ug/l	10	--	1
Ethyl-Tert-Butyl-Ether	ND		ug/l	2.0	--	1
Tertiary-Amyl Methyl Ether	ND		ug/l	2.0	--	1
1,4-Dioxane	ND		ug/l	250	--	1

Surrogate	% Recovery	Qualifier	Acceptance Criteria
1,2-Dichloroethane-d4	103		70-130
Toluene-d8	101		70-130
4-Bromofluorobenzene	102		70-130
Dibromofluoromethane	103		70-130

Project Name: TROY MILLS LANDFILL SUPERFUND **Lab Number:** L2262273

Project Number: 04.0190987.33 **Report Date:** 12/09/22

SAMPLE RESULTS

Lab ID: L2262273-02
Client ID: TRY_M-7D
Sample Location: TROY, NH

Date Collected: 11/01/22 12:45
Date Received: 11/04/22
Field Prep: Not Specified

Sample Depth:
Matrix: Water
Analytical Method: 1,8260D
Analytical Date: 11/13/22 07:38
Analyst: MJV

Parameter	Result	Qualifier	Units	RL	MDL	Dilution Factor
Volatile Organics by GC/MS - Westborough Lab						
Methylene chloride	ND		ug/l	3.0	--	1
1,1-Dichloroethane	ND		ug/l	0.75	--	1
Chloroform	ND		ug/l	0.75	--	1
Carbon tetrachloride	ND		ug/l	0.50	--	1
1,2-Dichloropropane	ND		ug/l	1.8	--	1
Dibromochloromethane	ND		ug/l	0.50	--	1
1,1,2-Trichloroethane	ND		ug/l	0.75	--	1
Tetrachloroethene	ND		ug/l	0.50	--	1
Chlorobenzene	ND		ug/l	0.50	--	1
Trichlorofluoromethane	ND		ug/l	2.5	--	1
1,2-Dichloroethane	ND		ug/l	0.50	--	1
1,1,1-Trichloroethane	ND		ug/l	0.50	--	1
Bromodichloromethane	ND		ug/l	0.50	--	1
trans-1,3-Dichloropropene	ND		ug/l	0.50	--	1
cis-1,3-Dichloropropene	ND		ug/l	0.50	--	1
1,3-Dichloropropene, Total	ND		ug/l	0.50	--	1
1,1-Dichloropropene	ND		ug/l	2.5	--	1
Bromoform	ND		ug/l	2.0	--	1
1,1,2,2-Tetrachloroethane	ND		ug/l	0.50	--	1
Benzene	ND		ug/l	0.50	--	1
Toluene	ND		ug/l	0.75	--	1
Ethylbenzene	ND		ug/l	0.50	--	1
Chloromethane	ND		ug/l	2.5	--	1
Bromomethane	ND		ug/l	1.0	--	1
Vinyl chloride	ND		ug/l	1.0	--	1
Chloroethane	ND		ug/l	1.0	--	1
1,1-Dichloroethene	ND		ug/l	0.50	--	1
trans-1,2-Dichloroethene	ND		ug/l	0.75	--	1

Project Name: TROY MILLS LANDFILL SUPERFUND **Lab Number:** L2262273

Project Number: 04.0190987.33 **Report Date:** 12/09/22

SAMPLE RESULTS

Lab ID: L2262273-02 Date Collected: 11/01/22 12:45

Client ID: TRY_M-7D Date Received: 11/04/22

Sample Location: TROY, NH Field Prep: Not Specified

Sample Depth:

Parameter	Result	Qualifier	Units	RL	MDL	Dilution Factor
Volatile Organics by GC/MS - Westborough Lab						
1,2-Dichloroethene, Total	ND		ug/l	0.50	--	1
Trichloroethene	ND		ug/l	0.50	--	1
1,2-Dichlorobenzene	ND		ug/l	2.5	--	1
1,3-Dichlorobenzene	ND		ug/l	2.5	--	1
1,4-Dichlorobenzene	ND		ug/l	2.5	--	1
Methyl tert butyl ether	ND		ug/l	1.0	--	1
p/m-Xylene	ND		ug/l	1.0	--	1
o-Xylene	ND		ug/l	1.0	--	1
Xylenes, Total	ND		ug/l	1.0	--	1
cis-1,2-Dichloroethene	ND		ug/l	0.50	--	1
Dibromomethane	ND		ug/l	5.0	--	1
1,2,3-Trichloropropane	ND		ug/l	5.0	--	1
Styrene	ND		ug/l	1.0	--	1
Dichlorodifluoromethane	ND		ug/l	5.0	--	1
Acetone	ND		ug/l	5.0	--	1
Carbon disulfide	ND		ug/l	5.0	--	1
2-Butanone	ND		ug/l	5.0	--	1
4-Methyl-2-pentanone	ND		ug/l	5.0	--	1
2-Hexanone	ND		ug/l	5.0	--	1
Bromochloromethane	ND		ug/l	2.5	--	1
Tetrahydrofuran	ND		ug/l	5.0	--	1
2,2-Dichloropropane	ND		ug/l	2.5	--	1
1,2-Dibromoethane	ND		ug/l	2.0	--	1
1,1,1,2-Tetrachloroethane	ND		ug/l	0.50	--	1
Bromobenzene	ND		ug/l	2.5	--	1
n-Butylbenzene	ND		ug/l	0.50	--	1
sec-Butylbenzene	ND		ug/l	0.50	--	1
tert-Butylbenzene	ND		ug/l	2.5	--	1
o-Chlorotoluene	ND		ug/l	2.5	--	1
p-Chlorotoluene	ND		ug/l	2.5	--	1
1,2-Dibromo-3-chloropropane	ND		ug/l	2.5	--	1
Hexachlorobutadiene	ND		ug/l	0.50	--	1
Isopropylbenzene	ND		ug/l	0.50	--	1
p-Isopropyltoluene	ND		ug/l	0.50	--	1
Naphthalene	ND		ug/l	2.5	--	1
n-Propylbenzene	ND		ug/l	0.50	--	1
1,2,3-Trichlorobenzene	ND		ug/l	2.5	--	1

Project Name: TROY MILLS LANDFILL SUPERFUND **Lab Number:** L2262273

Project Number: 04.0190987.33 **Report Date:** 12/09/22

SAMPLE RESULTS

Lab ID: L2262273-02 Date Collected: 11/01/22 12:45

Client ID: TRY_M-7D Date Received: 11/04/22

Sample Location: TROY, NH Field Prep: Not Specified

Sample Depth:

Parameter	Result	Qualifier	Units	RL	MDL	Dilution Factor
Volatile Organics by GC/MS - Westborough Lab						
1,2,4-Trichlorobenzene	ND		ug/l	2.5	--	1
1,3,5-Trimethylbenzene	ND		ug/l	2.5	--	1
1,3,5-Trichlorobenzene	ND		ug/l	2.0	--	1
1,2,4-Trimethylbenzene	ND		ug/l	2.5	--	1
Ethyl ether	ND		ug/l	2.5	--	1
Isopropyl Ether	ND		ug/l	2.0	--	1
Tert-Butyl Alcohol	ND		ug/l	10	--	1
Ethyl-Tert-Butyl-Ether	ND		ug/l	2.0	--	1
Tertiary-Amyl Methyl Ether	ND		ug/l	2.0	--	1
1,4-Dioxane	ND		ug/l	250	--	1

Surrogate	% Recovery	Qualifier	Acceptance Criteria
1,2-Dichloroethane-d4	102		70-130
Toluene-d8	101		70-130
4-Bromofluorobenzene	104		70-130
Dibromofluoromethane	103		70-130

Project Name: TROY MILLS LANDFILL SUPERFUND **Lab Number:** L2262273

Project Number: 04.0190987.33 **Report Date:** 12/09/22

SAMPLE RESULTS

Lab ID: L2262273-03
Client ID: TRY_M-7
Sample Location: TROY, NH

Date Collected: 11/01/22 14:40
Date Received: 11/04/22
Field Prep: Not Specified

Sample Depth:
Matrix: Water
Analytical Method: 1,8260D
Analytical Date: 11/13/22 07:58
Analyst: MJV

Parameter	Result	Qualifier	Units	RL	MDL	Dilution Factor
Volatile Organics by GC/MS - Westborough Lab						
Methylene chloride	ND		ug/l	3.0	--	1
1,1-Dichloroethane	3.9		ug/l	0.75	--	1
Chloroform	ND		ug/l	0.75	--	1
Carbon tetrachloride	ND		ug/l	0.50	--	1
1,2-Dichloropropane	ND		ug/l	1.8	--	1
Dibromochloromethane	ND		ug/l	0.50	--	1
1,1,2-Trichloroethane	ND		ug/l	0.75	--	1
Tetrachloroethene	ND		ug/l	0.50	--	1
Chlorobenzene	ND		ug/l	0.50	--	1
Trichlorofluoromethane	ND		ug/l	2.5	--	1
1,2-Dichloroethane	ND		ug/l	0.50	--	1
1,1,1-Trichloroethane	1.9		ug/l	0.50	--	1
Bromodichloromethane	ND		ug/l	0.50	--	1
trans-1,3-Dichloropropene	ND		ug/l	0.50	--	1
cis-1,3-Dichloropropene	ND		ug/l	0.50	--	1
1,3-Dichloropropene, Total	ND		ug/l	0.50	--	1
1,1-Dichloropropene	ND		ug/l	2.5	--	1
Bromoform	ND		ug/l	2.0	--	1
1,1,2,2-Tetrachloroethane	ND		ug/l	0.50	--	1
Benzene	ND		ug/l	0.50	--	1
Toluene	ND		ug/l	0.75	--	1
Ethylbenzene	ND		ug/l	0.50	--	1
Chloromethane	ND		ug/l	2.5	--	1
Bromomethane	ND		ug/l	1.0	--	1
Vinyl chloride	ND		ug/l	1.0	--	1
Chloroethane	ND		ug/l	1.0	--	1
1,1-Dichloroethene	ND		ug/l	0.50	--	1
trans-1,2-Dichloroethene	ND		ug/l	0.75	--	1

Project Name: TROY MILLS LANDFILL SUPERFUND **Lab Number:** L2262273

Project Number: 04.0190987.33 **Report Date:** 12/09/22

SAMPLE RESULTS

Lab ID: L2262273-03 Date Collected: 11/01/22 14:40

Client ID: TRY_M-7 Date Received: 11/04/22

Sample Location: TROY, NH Field Prep: Not Specified

Sample Depth:

Parameter	Result	Qualifier	Units	RL	MDL	Dilution Factor
Volatile Organics by GC/MS - Westborough Lab						
1,2-Dichloroethene, Total	ND		ug/l	0.50	--	1
Trichloroethene	ND		ug/l	0.50	--	1
1,2-Dichlorobenzene	ND		ug/l	2.5	--	1
1,3-Dichlorobenzene	ND		ug/l	2.5	--	1
1,4-Dichlorobenzene	ND		ug/l	2.5	--	1
Methyl tert butyl ether	ND		ug/l	1.0	--	1
p/m-Xylene	ND		ug/l	1.0	--	1
o-Xylene	ND		ug/l	1.0	--	1
Xylenes, Total	ND		ug/l	1.0	--	1
cis-1,2-Dichloroethene	ND		ug/l	0.50	--	1
Dibromomethane	ND		ug/l	5.0	--	1
1,2,3-Trichloropropane	ND		ug/l	5.0	--	1
Styrene	ND		ug/l	1.0	--	1
Dichlorodifluoromethane	ND		ug/l	5.0	--	1
Acetone	ND		ug/l	5.0	--	1
Carbon disulfide	ND		ug/l	5.0	--	1
2-Butanone	ND		ug/l	5.0	--	1
4-Methyl-2-pentanone	ND		ug/l	5.0	--	1
2-Hexanone	ND		ug/l	5.0	--	1
Bromochloromethane	ND		ug/l	2.5	--	1
Tetrahydrofuran	ND		ug/l	5.0	--	1
2,2-Dichloropropane	ND		ug/l	2.5	--	1
1,2-Dibromoethane	ND		ug/l	2.0	--	1
1,1,1,2-Tetrachloroethane	ND		ug/l	0.50	--	1
Bromobenzene	ND		ug/l	2.5	--	1
n-Butylbenzene	ND		ug/l	0.50	--	1
sec-Butylbenzene	ND		ug/l	0.50	--	1
tert-Butylbenzene	ND		ug/l	2.5	--	1
o-Chlorotoluene	ND		ug/l	2.5	--	1
p-Chlorotoluene	ND		ug/l	2.5	--	1
1,2-Dibromo-3-chloropropane	ND		ug/l	2.5	--	1
Hexachlorobutadiene	ND		ug/l	0.50	--	1
Isopropylbenzene	ND		ug/l	0.50	--	1
p-Isopropyltoluene	ND		ug/l	0.50	--	1
Naphthalene	ND		ug/l	2.5	--	1
n-Propylbenzene	ND		ug/l	0.50	--	1
1,2,3-Trichlorobenzene	ND		ug/l	2.5	--	1

Project Name: TROY MILLS LANDFILL SUPERFUND **Lab Number:** L2262273

Project Number: 04.0190987.33 **Report Date:** 12/09/22

SAMPLE RESULTS

Lab ID: L2262273-03 Date Collected: 11/01/22 14:40

Client ID: TRY_M-7 Date Received: 11/04/22

Sample Location: TROY, NH Field Prep: Not Specified

Sample Depth:

Parameter	Result	Qualifier	Units	RL	MDL	Dilution Factor
Volatile Organics by GC/MS - Westborough Lab						
1,2,4-Trichlorobenzene	ND		ug/l	2.5	--	1
1,3,5-Trimethylbenzene	ND		ug/l	2.5	--	1
1,3,5-Trichlorobenzene	ND		ug/l	2.0	--	1
1,2,4-Trimethylbenzene	ND		ug/l	2.5	--	1
Ethyl ether	ND		ug/l	2.5	--	1
Isopropyl Ether	ND		ug/l	2.0	--	1
Tert-Butyl Alcohol	ND		ug/l	10	--	1
Ethyl-Tert-Butyl-Ether	ND		ug/l	2.0	--	1
Tertiary-Amyl Methyl Ether	ND		ug/l	2.0	--	1
1,4-Dioxane	ND		ug/l	250	--	1

Surrogate	% Recovery	Qualifier	Acceptance Criteria
1,2-Dichloroethane-d4	105		70-130
Toluene-d8	100		70-130
4-Bromofluorobenzene	104		70-130
Dibromofluoromethane	104		70-130

Project Name: TROY MILLS LANDFILL SUPERFUND **Lab Number:** L2262273

Project Number: 04.0190987.33 **Report Date:** 12/09/22

SAMPLE RESULTS

Lab ID: L2262273-05
Client ID: TRY_MW-701
Sample Location: TROY, NH

Date Collected: 11/01/22 12:10
Date Received: 11/04/22
Field Prep: Not Specified

Sample Depth:
Matrix: Water
Analytical Method: 1,8260D
Analytical Date: 11/13/22 08:18
Analyst: MJV

Parameter	Result	Qualifier	Units	RL	MDL	Dilution Factor
Volatile Organics by GC/MS - Westborough Lab						
Methylene chloride	ND		ug/l	3.0	--	1
1,1-Dichloroethane	ND		ug/l	0.75	--	1
Chloroform	ND		ug/l	0.75	--	1
Carbon tetrachloride	ND		ug/l	0.50	--	1
1,2-Dichloropropane	ND		ug/l	1.8	--	1
Dibromochloromethane	ND		ug/l	0.50	--	1
1,1,2-Trichloroethane	ND		ug/l	0.75	--	1
Tetrachloroethene	ND		ug/l	0.50	--	1
Chlorobenzene	ND		ug/l	0.50	--	1
Trichlorofluoromethane	ND		ug/l	2.5	--	1
1,2-Dichloroethane	ND		ug/l	0.50	--	1
1,1,1-Trichloroethane	ND		ug/l	0.50	--	1
Bromodichloromethane	ND		ug/l	0.50	--	1
trans-1,3-Dichloropropene	ND		ug/l	0.50	--	1
cis-1,3-Dichloropropene	ND		ug/l	0.50	--	1
1,3-Dichloropropene, Total	ND		ug/l	0.50	--	1
1,1-Dichloropropene	ND		ug/l	2.5	--	1
Bromoform	ND		ug/l	2.0	--	1
1,1,2,2-Tetrachloroethane	ND		ug/l	0.50	--	1
Benzene	ND		ug/l	0.50	--	1
Toluene	ND		ug/l	0.75	--	1
Ethylbenzene	ND		ug/l	0.50	--	1
Chloromethane	ND		ug/l	2.5	--	1
Bromomethane	ND		ug/l	1.0	--	1
Vinyl chloride	ND		ug/l	1.0	--	1
Chloroethane	ND		ug/l	1.0	--	1
1,1-Dichloroethene	ND		ug/l	0.50	--	1
trans-1,2-Dichloroethene	ND		ug/l	0.75	--	1

Project Name: TROY MILLS LANDFILL SUPERFUND **Lab Number:** L2262273

Project Number: 04.0190987.33 **Report Date:** 12/09/22

SAMPLE RESULTS

Lab ID: L2262273-05 Date Collected: 11/01/22 12:10

Client ID: TRY_MW-701 Date Received: 11/04/22

Sample Location: TROY, NH Field Prep: Not Specified

Sample Depth:

Parameter	Result	Qualifier	Units	RL	MDL	Dilution Factor
Volatile Organics by GC/MS - Westborough Lab						
1,2-Dichloroethene, Total	ND		ug/l	0.50	--	1
Trichloroethene	ND		ug/l	0.50	--	1
1,2-Dichlorobenzene	ND		ug/l	2.5	--	1
1,3-Dichlorobenzene	ND		ug/l	2.5	--	1
1,4-Dichlorobenzene	ND		ug/l	2.5	--	1
Methyl tert butyl ether	ND		ug/l	1.0	--	1
p/m-Xylene	ND		ug/l	1.0	--	1
o-Xylene	ND		ug/l	1.0	--	1
Xylenes, Total	ND		ug/l	1.0	--	1
cis-1,2-Dichloroethene	ND		ug/l	0.50	--	1
Dibromomethane	ND		ug/l	5.0	--	1
1,2,3-Trichloropropane	ND		ug/l	5.0	--	1
Styrene	ND		ug/l	1.0	--	1
Dichlorodifluoromethane	ND		ug/l	5.0	--	1
Acetone	ND		ug/l	5.0	--	1
Carbon disulfide	ND		ug/l	5.0	--	1
2-Butanone	ND		ug/l	5.0	--	1
4-Methyl-2-pentanone	ND		ug/l	5.0	--	1
2-Hexanone	ND		ug/l	5.0	--	1
Bromochloromethane	ND		ug/l	2.5	--	1
Tetrahydrofuran	ND		ug/l	5.0	--	1
2,2-Dichloropropane	ND		ug/l	2.5	--	1
1,2-Dibromoethane	ND		ug/l	2.0	--	1
1,1,1,2-Tetrachloroethane	ND		ug/l	0.50	--	1
Bromobenzene	ND		ug/l	2.5	--	1
n-Butylbenzene	ND		ug/l	0.50	--	1
sec-Butylbenzene	ND		ug/l	0.50	--	1
tert-Butylbenzene	ND		ug/l	2.5	--	1
o-Chlorotoluene	ND		ug/l	2.5	--	1
p-Chlorotoluene	ND		ug/l	2.5	--	1
1,2-Dibromo-3-chloropropane	ND		ug/l	2.5	--	1
Hexachlorobutadiene	ND		ug/l	0.50	--	1
Isopropylbenzene	ND		ug/l	0.50	--	1
p-Isopropyltoluene	ND		ug/l	0.50	--	1
Naphthalene	ND		ug/l	2.5	--	1
n-Propylbenzene	ND		ug/l	0.50	--	1
1,2,3-Trichlorobenzene	ND		ug/l	2.5	--	1

Project Name: TROY MILLS LANDFILL SUPERFUND **Lab Number:** L2262273

Project Number: 04.0190987.33 **Report Date:** 12/09/22

SAMPLE RESULTS

Lab ID: L2262273-05 Date Collected: 11/01/22 12:10

Client ID: TRY_MW-701 Date Received: 11/04/22

Sample Location: TROY, NH Field Prep: Not Specified

Sample Depth:

Parameter	Result	Qualifier	Units	RL	MDL	Dilution Factor
Volatile Organics by GC/MS - Westborough Lab						
1,2,4-Trichlorobenzene	ND		ug/l	2.5	--	1
1,3,5-Trimethylbenzene	ND		ug/l	2.5	--	1
1,3,5-Trichlorobenzene	ND		ug/l	2.0	--	1
1,2,4-Trimethylbenzene	ND		ug/l	2.5	--	1
Ethyl ether	ND		ug/l	2.5	--	1
Isopropyl Ether	ND		ug/l	2.0	--	1
Tert-Butyl Alcohol	ND		ug/l	10	--	1
Ethyl-Tert-Butyl-Ether	ND		ug/l	2.0	--	1
Tertiary-Amyl Methyl Ether	ND		ug/l	2.0	--	1
1,4-Dioxane	ND		ug/l	250	--	1

Surrogate	% Recovery	Qualifier	Acceptance Criteria
1,2-Dichloroethane-d4	105		70-130
Toluene-d8	102		70-130
4-Bromofluorobenzene	104		70-130
Dibromofluoromethane	106		70-130

Project Name: TROY MILLS LANDFILL SUPERFUND **Lab Number:** L2262273

Project Number: 04.0190987.33 **Report Date:** 12/09/22

SAMPLE RESULTS

Lab ID: L2262273-06
Client ID: TRY_MW-508X
Sample Location: TROY, NH

Date Collected: 11/01/22 14:25
Date Received: 11/04/22
Field Prep: Not Specified

Sample Depth:
Matrix: Water
Analytical Method: 1,8260D
Analytical Date: 11/13/22 08:38
Analyst: MJV

Parameter	Result	Qualifier	Units	RL	MDL	Dilution Factor
Volatile Organics by GC/MS - Westborough Lab						
Methylene chloride	ND		ug/l	3.0	--	1
1,1-Dichloroethane	ND		ug/l	0.75	--	1
Chloroform	ND		ug/l	0.75	--	1
Carbon tetrachloride	ND		ug/l	0.50	--	1
1,2-Dichloropropane	ND		ug/l	1.8	--	1
Dibromochloromethane	ND		ug/l	0.50	--	1
1,1,2-Trichloroethane	ND		ug/l	0.75	--	1
Tetrachloroethene	ND		ug/l	0.50	--	1
Chlorobenzene	ND		ug/l	0.50	--	1
Trichlorofluoromethane	ND		ug/l	2.5	--	1
1,2-Dichloroethane	ND		ug/l	0.50	--	1
1,1,1-Trichloroethane	ND		ug/l	0.50	--	1
Bromodichloromethane	ND		ug/l	0.50	--	1
trans-1,3-Dichloropropene	ND		ug/l	0.50	--	1
cis-1,3-Dichloropropene	ND		ug/l	0.50	--	1
1,3-Dichloropropene, Total	ND		ug/l	0.50	--	1
1,1-Dichloropropene	ND		ug/l	2.5	--	1
Bromoform	ND		ug/l	2.0	--	1
1,1,2,2-Tetrachloroethane	ND		ug/l	0.50	--	1
Benzene	ND		ug/l	0.50	--	1
Toluene	ND		ug/l	0.75	--	1
Ethylbenzene	ND		ug/l	0.50	--	1
Chloromethane	ND		ug/l	2.5	--	1
Bromomethane	ND		ug/l	1.0	--	1
Vinyl chloride	ND		ug/l	1.0	--	1
Chloroethane	ND		ug/l	1.0	--	1
1,1-Dichloroethene	ND		ug/l	0.50	--	1
trans-1,2-Dichloroethene	ND		ug/l	0.75	--	1

Project Name: TROY MILLS LANDFILL SUPERFUND **Lab Number:** L2262273

Project Number: 04.0190987.33 **Report Date:** 12/09/22

SAMPLE RESULTS

Lab ID: L2262273-06 Date Collected: 11/01/22 14:25

Client ID: TRY_MW-508X Date Received: 11/04/22

Sample Location: TROY, NH Field Prep: Not Specified

Sample Depth:

Parameter	Result	Qualifier	Units	RL	MDL	Dilution Factor
Volatile Organics by GC/MS - Westborough Lab						
1,2-Dichloroethene, Total	ND		ug/l	0.50	--	1
Trichloroethene	ND		ug/l	0.50	--	1
1,2-Dichlorobenzene	ND		ug/l	2.5	--	1
1,3-Dichlorobenzene	ND		ug/l	2.5	--	1
1,4-Dichlorobenzene	ND		ug/l	2.5	--	1
Methyl tert butyl ether	ND		ug/l	1.0	--	1
p/m-Xylene	ND		ug/l	1.0	--	1
o-Xylene	ND		ug/l	1.0	--	1
Xylenes, Total	ND		ug/l	1.0	--	1
cis-1,2-Dichloroethene	ND		ug/l	0.50	--	1
Dibromomethane	ND		ug/l	5.0	--	1
1,2,3-Trichloropropane	ND		ug/l	5.0	--	1
Styrene	ND		ug/l	1.0	--	1
Dichlorodifluoromethane	ND		ug/l	5.0	--	1
Acetone	ND		ug/l	5.0	--	1
Carbon disulfide	ND		ug/l	5.0	--	1
2-Butanone	ND		ug/l	5.0	--	1
4-Methyl-2-pentanone	ND		ug/l	5.0	--	1
2-Hexanone	ND		ug/l	5.0	--	1
Bromochloromethane	ND		ug/l	2.5	--	1
Tetrahydrofuran	ND		ug/l	5.0	--	1
2,2-Dichloropropane	ND		ug/l	2.5	--	1
1,2-Dibromoethane	ND		ug/l	2.0	--	1
1,1,1,2-Tetrachloroethane	ND		ug/l	0.50	--	1
Bromobenzene	ND		ug/l	2.5	--	1
n-Butylbenzene	ND		ug/l	0.50	--	1
sec-Butylbenzene	ND		ug/l	0.50	--	1
tert-Butylbenzene	ND		ug/l	2.5	--	1
o-Chlorotoluene	ND		ug/l	2.5	--	1
p-Chlorotoluene	ND		ug/l	2.5	--	1
1,2-Dibromo-3-chloropropane	ND		ug/l	2.5	--	1
Hexachlorobutadiene	ND		ug/l	0.50	--	1
Isopropylbenzene	ND		ug/l	0.50	--	1
p-Isopropyltoluene	ND		ug/l	0.50	--	1
Naphthalene	ND		ug/l	2.5	--	1
n-Propylbenzene	ND		ug/l	0.50	--	1
1,2,3-Trichlorobenzene	ND		ug/l	2.5	--	1

Project Name: TROY MILLS LANDFILL SUPERFUND **Lab Number:** L2262273

Project Number: 04.0190987.33 **Report Date:** 12/09/22

SAMPLE RESULTS

Lab ID: L2262273-06 Date Collected: 11/01/22 14:25

Client ID: TRY_MW-508X Date Received: 11/04/22

Sample Location: TROY, NH Field Prep: Not Specified

Sample Depth:

Parameter	Result	Qualifier	Units	RL	MDL	Dilution Factor
Volatile Organics by GC/MS - Westborough Lab						
1,2,4-Trichlorobenzene	ND		ug/l	2.5	--	1
1,3,5-Trimethylbenzene	ND		ug/l	2.5	--	1
1,3,5-Trichlorobenzene	ND		ug/l	2.0	--	1
1,2,4-Trimethylbenzene	ND		ug/l	2.5	--	1
Ethyl ether	ND		ug/l	2.5	--	1
Isopropyl Ether	ND		ug/l	2.0	--	1
Tert-Butyl Alcohol	ND		ug/l	10	--	1
Ethyl-Tert-Butyl-Ether	ND		ug/l	2.0	--	1
Tertiary-Amyl Methyl Ether	ND		ug/l	2.0	--	1
1,4-Dioxane	ND		ug/l	250	--	1

Surrogate	% Recovery	Qualifier	Acceptance Criteria
1,2-Dichloroethane-d4	106		70-130
Toluene-d8	101		70-130
4-Bromofluorobenzene	101		70-130
Dibromofluoromethane	104		70-130

Project Name: TROY MILLS LANDFILL SUPERFUND **Lab Number:** L2262273

Project Number: 04.0190987.33 **Report Date:** 12/09/22

Method Blank Analysis
Batch Quality Control

Analytical Method: 1,8260D
Analytical Date: 11/13/22 06:38
Analyst: MJV

Parameter	Result	Qualifier	Units	RL	MDL
Volatile Organics by GC/MS - Westborough Lab for sample(s): 01-03,05-06 Batch: WG1712069-5					
Methylene chloride	ND		ug/l	3.0	--
1,1-Dichloroethane	ND		ug/l	0.75	--
Chloroform	ND		ug/l	0.75	--
Carbon tetrachloride	ND		ug/l	0.50	--
1,2-Dichloropropane	ND		ug/l	1.8	--
Dibromochloromethane	ND		ug/l	0.50	--
1,1,2-Trichloroethane	ND		ug/l	0.75	--
Tetrachloroethene	ND		ug/l	0.50	--
Chlorobenzene	ND		ug/l	0.50	--
Trichlorofluoromethane	ND		ug/l	2.5	--
1,2-Dichloroethane	ND		ug/l	0.50	--
1,1,1-Trichloroethane	ND		ug/l	0.50	--
Bromodichloromethane	ND		ug/l	0.50	--
trans-1,3-Dichloropropene	ND		ug/l	0.50	--
cis-1,3-Dichloropropene	ND		ug/l	0.50	--
1,3-Dichloropropene, Total	ND		ug/l	0.50	--
1,1-Dichloropropene	ND		ug/l	2.5	--
Bromoform	ND		ug/l	2.0	--
1,1,2,2-Tetrachloroethane	ND		ug/l	0.50	--
Benzene	ND		ug/l	0.50	--
Toluene	ND		ug/l	0.75	--
Ethylbenzene	ND		ug/l	0.50	--
Chloromethane	ND		ug/l	2.5	--
Bromomethane	ND		ug/l	1.0	--
Vinyl chloride	ND		ug/l	1.0	--
Chloroethane	ND		ug/l	1.0	--
1,1-Dichloroethene	ND		ug/l	0.50	--
trans-1,2-Dichloroethene	ND		ug/l	0.75	--
1,2-Dichloroethene, Total	ND		ug/l	0.50	--

Project Name: TROY MILLS LANDFILL SUPERFUND **Lab Number:** L2262273

Project Number: 04.0190987.33 **Report Date:** 12/09/22

Method Blank Analysis
Batch Quality Control

Analytical Method: 1,8260D
Analytical Date: 11/13/22 06:38
Analyst: MJV

Parameter	Result	Qualifier	Units	RL	MDL
Volatile Organics by GC/MS - Westborough Lab for sample(s): 01-03,05-06 Batch: WG1712069-5					
Trichloroethene	ND		ug/l	0.50	--
1,2-Dichlorobenzene	ND		ug/l	2.5	--
1,3-Dichlorobenzene	ND		ug/l	2.5	--
1,4-Dichlorobenzene	ND		ug/l	2.5	--
Methyl tert butyl ether	ND		ug/l	1.0	--
p/m-Xylene	ND		ug/l	1.0	--
o-Xylene	ND		ug/l	1.0	--
Xylenes, Total	ND		ug/l	1.0	--
cis-1,2-Dichloroethene	ND		ug/l	0.50	--
Dibromomethane	ND		ug/l	5.0	--
1,2,3-Trichloropropane	ND		ug/l	5.0	--
Styrene	ND		ug/l	1.0	--
Dichlorodifluoromethane	ND		ug/l	5.0	--
Acetone	ND		ug/l	5.0	--
Carbon disulfide	ND		ug/l	5.0	--
2-Butanone	ND		ug/l	5.0	--
4-Methyl-2-pentanone	ND		ug/l	5.0	--
2-Hexanone	ND		ug/l	5.0	--
Bromochloromethane	ND		ug/l	2.5	--
Tetrahydrofuran	ND		ug/l	5.0	--
2,2-Dichloropropane	ND		ug/l	2.5	--
1,2-Dibromoethane	ND		ug/l	2.0	--
1,1,1,2-Tetrachloroethane	ND		ug/l	0.50	--
Bromobenzene	ND		ug/l	2.5	--
n-Butylbenzene	ND		ug/l	0.50	--
sec-Butylbenzene	ND		ug/l	0.50	--
tert-Butylbenzene	ND		ug/l	2.5	--
o-Chlorotoluene	ND		ug/l	2.5	--
p-Chlorotoluene	ND		ug/l	2.5	--

Project Name: TROY MILLS LANDFILL SUPERFUND **Lab Number:** L2262273

Project Number: 04.0190987.33 **Report Date:** 12/09/22

Method Blank Analysis
Batch Quality Control

Analytical Method: 1,8260D
Analytical Date: 11/13/22 06:38
Analyst: MJV

Parameter	Result	Qualifier	Units	RL	MDL
Volatile Organics by GC/MS - Westborough Lab for sample(s): 01-03,05-06 Batch: WG1712069-5					
1,2-Dibromo-3-chloropropane	ND		ug/l	2.5	--
Hexachlorobutadiene	ND		ug/l	0.50	--
Isopropylbenzene	ND		ug/l	0.50	--
p-Isopropyltoluene	ND		ug/l	0.50	--
Naphthalene	ND		ug/l	2.5	--
n-Propylbenzene	ND		ug/l	0.50	--
1,2,3-Trichlorobenzene	ND		ug/l	2.5	--
1,2,4-Trichlorobenzene	ND		ug/l	2.5	--
1,3,5-Trimethylbenzene	ND		ug/l	2.5	--
1,3,5-Trichlorobenzene	ND		ug/l	2.0	--
1,2,4-Trimethylbenzene	ND		ug/l	2.5	--
Ethyl ether	ND		ug/l	2.5	--
Isopropyl Ether	ND		ug/l	2.0	--
Tert-Butyl Alcohol	ND		ug/l	10	--
Ethyl-Tert-Butyl-Ether	ND		ug/l	2.0	--
Tertiary-Amyl Methyl Ether	ND		ug/l	2.0	--
1,4-Dioxane	ND		ug/l	250	--

Surrogate	%Recovery	Qualifier	Acceptance Criteria
1,2-Dichloroethane-d4	103		70-130
Toluene-d8	100		70-130
4-Bromofluorobenzene	100		70-130
Dibromofluoromethane	103		70-130

Lab Control Sample Analysis
Batch Quality Control

Project Name: TROY MILLS LANDFILL SUPERFUND
Project Number: 04.0190987.33

Lab Number: L2262273
Report Date: 12/09/22

Parameter	LCS %Recovery	Qual	LCSD %Recovery	Qual	%Recovery Limits	RPD	Qual	RPD Limits
Volatile Organics by GC/MS - Westborough Lab Associated sample(s): 01-03,05-06 Batch: WG1712069-3 WG1712069-4								
Methylene chloride	98		93		70-130	5		20
1,1-Dichloroethane	99		97		70-130	2		20
Chloroform	99		97		70-130	2		20
Carbon tetrachloride	95		92		63-132	3		20
1,2-Dichloropropane	96		95		70-130	1		20
Dibromochloromethane	92		92		63-130	0		20
1,1,2-Trichloroethane	98		100		70-130	2		20
Tetrachloroethene	97		96		70-130	1		20
Chlorobenzene	96		96		75-130	0		25
Trichlorofluoromethane	95		91		62-150	4		20
1,2-Dichloroethane	96		95		70-130	1		20
1,1,1-Trichloroethane	97		94		67-130	3		20
Bromodichloromethane	94		93		67-130	1		20
trans-1,3-Dichloropropene	92		92		70-130	0		20
cis-1,3-Dichloropropene	93		92		70-130	1		20
1,1-Dichloropropene	96		96		70-130	0		20
Bromoform	84		83		54-136	1		20
1,1,2,2-Tetrachloroethane	100		100		67-130	0		20
Benzene	99		98		70-130	1		25
Toluene	97		96		70-130	1		25
Ethylbenzene	95		95		70-130	0		20
Chloromethane	96		92		64-130	4		20
Bromomethane	100		100		39-139	0		20

Lab Control Sample Analysis
Batch Quality Control

Project Name: TROY MILLS LANDFILL SUPERFUND
Project Number: 04.0190987.33
Lab Number: L2262273
Report Date: 12/09/22

Parameter	LCS %Recovery	Qual	LCSD %Recovery	Qual	%Recovery Limits	RPD	Qual	RPD Limits
Volatile Organics by GC/MS - Westborough Lab Associated sample(s): 01-03,05-06 Batch: WG1712069-3 WG1712069-4								
Vinyl chloride	100		98		55-140	2		20
Chloroethane	110		110		55-138	0		20
1,1-Dichloroethene	94		92		61-145	2		25
trans-1,2-Dichloroethene	100		99		70-130	1		20
Trichloroethene	95		96		70-130	1		25
1,2-Dichlorobenzene	96		94		70-130	2		20
1,3-Dichlorobenzene	97		97		70-130	0		20
1,4-Dichlorobenzene	98		95		70-130	3		20
Methyl tert butyl ether	93		93		63-130	0		20
p/m-Xylene	95		90		70-130	5		20
o-Xylene	95		95		70-130	0		20
cis-1,2-Dichloroethene	100		99		70-130	1		20
Dibromomethane	100		96		70-130	4		20
1,2,3-Trichloropropane	92		94		64-130	2		20
Styrene	90		95		70-130	5		20
Dichlorodifluoromethane	100		96		36-147	4		20
Acetone	92		110		58-148	18		20
Carbon disulfide	92		91		51-130	1		20
2-Butanone	92		98		63-138	6		20
4-Methyl-2-pentanone	92		97		59-130	5		20
2-Hexanone	86		92		57-130	7		20
Bromochloromethane	100		100		70-130	0		20
Tetrahydrofuran	82		86		58-130	5		20

Lab Control Sample Analysis
Batch Quality Control

Project Name: TROY MILLS LANDFILL SUPERFUND
Project Number: 04.0190987.33
Lab Number: L2262273
Report Date: 12/09/22

Parameter	LCS %Recovery	Qual	LCSD %Recovery	Qual	%Recovery Limits	RPD	Qual	RPD Limits
Volatile Organics by GC/MS - Westborough Lab Associated sample(s): 01-03,05-06 Batch: WG1712069-3 WG1712069-4								
2,2-Dichloropropane	99		96		63-133	3		20
1,2-Dibromoethane	96		99		70-130	3		20
1,1,1,2-Tetrachloroethane	89		91		64-130	2		20
Bromobenzene	97		95		70-130	2		20
n-Butylbenzene	96		94		53-136	2		20
sec-Butylbenzene	98		95		70-130	3		20
tert-Butylbenzene	96		93		70-130	3		20
o-Chlorotoluene	97		96		70-130	1		20
p-Chlorotoluene	98		96		70-130	2		20
1,2-Dibromo-3-chloropropane	88		90		41-144	2		20
Hexachlorobutadiene	95		94		63-130	1		20
Isopropylbenzene	95		94		70-130	1		20
p-Isopropyltoluene	95		94		70-130	1		20
Naphthalene	97		97		70-130	0		20
n-Propylbenzene	96		96		69-130	0		20
1,2,3-Trichlorobenzene	94		94		70-130	0		20
1,2,4-Trichlorobenzene	98		95		70-130	3		20
1,3,5-Trimethylbenzene	94		92		64-130	2		20
1,3,5-Trichlorobenzene	92		95		70-130	3		20
1,2,4-Trimethylbenzene	94		93		70-130	1		20
Ethyl ether	94		92		59-134	2		20
Isopropyl Ether	92		92		70-130	0		20
Tert-Butyl Alcohol	90		92		70-130	2		20

Lab Control Sample Analysis

Batch Quality Control

Project Name: TROY MILLS LANDFILL SUPERFUND

Project Number: 04.0190987.33

Lab Number: L2262273

Report Date: 12/09/22

Parameter	LCS %Recovery	Qual	LCSD %Recovery	Qual	%Recovery Limits	RPD	Qual	RPD Limits
Volatile Organics by GC/MS - Westborough Lab Associated sample(s): 01-03,05-06 Batch: WG1712069-3 WG1712069-4								
Ethyl-Tert-Butyl-Ether	91		91		70-130	0		20
Tertiary-Amyl Methyl Ether	88		89		66-130	1		20
1,4-Dioxane	114		118		56-162	3		20

Surrogate	LCS %Recovery	Qual	LCSD %Recovery	Qual	Acceptance Criteria
1,2-Dichloroethane-d4	102		100		70-130
Toluene-d8	100		101		70-130
4-Bromofluorobenzene	99		101		70-130
Dibromofluoromethane	101		101		70-130

SEMIVOLATILES

Project Name: TROY MILLS LANDFILL SUPERFUND **Lab Number:** L2262273

Project Number: 04.0190987.33 **Report Date:** 12/09/22

SAMPLE RESULTS

Lab ID: L2262273-02
Client ID: TRY_M-7D
Sample Location: TROY, NH

Date Collected: 11/01/22 12:45
Date Received: 11/04/22
Field Prep: Not Specified

Sample Depth:
Matrix: Water
Analytical Method: 1,8270E
Analytical Date: 11/08/22 07:46
Analyst: SZ

Extraction Method: EPA 3510C
Extraction Date: 11/05/22 20:09

Parameter	Result	Qualifier	Units	RL	MDL	Dilution Factor
Semivolatile Organics by GC/MS - Westborough Lab						
Benzidine	ND		ug/l	20	--	1
1,2,4-Trichlorobenzene	ND		ug/l	5.0	--	1
Bis(2-chloroethyl)ether	ND		ug/l	2.0	--	1
1,2-Dichlorobenzene	ND		ug/l	2.0	--	1
1,3-Dichlorobenzene	ND		ug/l	2.0	--	1
1,4-Dichlorobenzene	ND		ug/l	2.0	--	1
3,3'-Dichlorobenzidine	ND		ug/l	5.0	--	1
2,4-Dinitrotoluene	ND		ug/l	5.0	--	1
2,6-Dinitrotoluene	ND		ug/l	5.0	--	1
Azobenzene	ND		ug/l	2.0	--	1
4-Chlorophenyl phenyl ether	ND		ug/l	2.0	--	1
4-Bromophenyl phenyl ether	ND		ug/l	2.0	--	1
Bis(2-chloroisopropyl)ether	ND		ug/l	2.0	--	1
Bis(2-chloroethoxy)methane	ND		ug/l	5.0	--	1
Hexachlorocyclopentadiene	ND		ug/l	20	--	1
Isophorone	ND		ug/l	5.0	--	1
Nitrobenzene	ND		ug/l	2.0	--	1
NDPA/DPA	ND		ug/l	2.0	--	1
n-Nitrosodi-n-propylamine	ND		ug/l	5.0	--	1
Bis(2-ethylhexyl)phthalate	ND		ug/l	3.0	--	1
Butyl benzyl phthalate	ND		ug/l	5.0	--	1
Di-n-butylphthalate	ND		ug/l	5.0	--	1
Di-n-octylphthalate	ND		ug/l	5.0	--	1
Diethyl phthalate	ND		ug/l	5.0	--	1
Dimethyl phthalate	ND		ug/l	5.0	--	1
Biphenyl	ND		ug/l	2.0	--	1
Aniline	ND		ug/l	2.0	--	1
4-Chloroaniline	ND		ug/l	5.0	--	1

Project Name: TROY MILLS LANDFILL SUPERFUND **Lab Number:** L2262273

Project Number: 04.0190987.33 **Report Date:** 12/09/22

SAMPLE RESULTS

Lab ID: L2262273-02 Date Collected: 11/01/22 12:45

Client ID: TRY_M-7D Date Received: 11/04/22

Sample Location: TROY, NH Field Prep: Not Specified

Sample Depth:

Parameter	Result	Qualifier	Units	RL	MDL	Dilution Factor
Semivolatile Organics by GC/MS - Westborough Lab						
2-Nitroaniline	ND		ug/l	5.0	--	1
3-Nitroaniline	ND		ug/l	5.0	--	1
4-Nitroaniline	ND		ug/l	5.0	--	1
Dibenzofuran	ND		ug/l	2.0	--	1
n-Nitrosodimethylamine	ND		ug/l	2.0	--	1
2,4,6-Trichlorophenol	ND		ug/l	5.0	--	1
p-Chloro-m-cresol	ND		ug/l	2.0	--	1
2-Chlorophenol	ND		ug/l	2.0	--	1
2,4-Dichlorophenol	ND		ug/l	5.0	--	1
2,4-Dimethylphenol	ND		ug/l	5.0	--	1
2-Nitrophenol	ND		ug/l	10	--	1
4-Nitrophenol	ND		ug/l	10	--	1
2,4-Dinitrophenol	ND		ug/l	20	--	1
4,6-Dinitro-o-cresol	ND		ug/l	10	--	1
Phenol	ND		ug/l	5.0	--	1
2-Methylphenol	ND		ug/l	5.0	--	1
3-Methylphenol/4-Methylphenol	ND		ug/l	5.0	--	1
2,4,5-Trichlorophenol	ND		ug/l	5.0	--	1
Benzoic Acid	ND		ug/l	50	--	1
Benzyl Alcohol	ND		ug/l	2.0	--	1
Carbazole	ND		ug/l	2.0	--	1
Pyridine	ND		ug/l	3.5	--	1

Surrogate	% Recovery	Qualifier	Acceptance Criteria
2-Fluorophenol	60		21-120
Phenol-d6	48		10-120
Nitrobenzene-d5	76		23-120
2-Fluorobiphenyl	80		15-120
2,4,6-Tribromophenol	71		10-120
4-Terphenyl-d14	91		41-149

Project Name: TROY MILLS LANDFILL SUPERFUND
Lab Number: L2262273
Project Number: 04.0190987.33
Report Date: 12/09/22

SAMPLE RESULTS

Lab ID: L2262273-02
Client ID: TRY_M-7D
Sample Location: TROY, NH

Date Collected: 11/01/22 12:45
Date Received: 11/04/22
Field Prep: Not Specified

Sample Depth:
Matrix: Water
Analytical Method: 1,8270E-SIM
Analytical Date: 11/09/22 01:17
Analyst: DMB

Extraction Method: EPA 3510C
Extraction Date: 11/08/22 09:30

Parameter	Result	Qualifier	Units	RL	MDL	Dilution Factor
1,4 Dioxane by 8270E-SIM - Mansfield Lab						
1,4-Dioxane	ND		ug/l	0.139	--	1

Surrogate	% Recovery	Qualifier	Acceptance Criteria
1,4-Dioxane-d8	50		15-110

Project Name: TROY MILLS LANDFILL SUPERFUND **Lab Number:** L2262273

Project Number: 04.0190987.33 **Report Date:** 12/09/22

SAMPLE RESULTS

Lab ID: L2262273-02
Client ID: TRY_M-7D
Sample Location: TROY, NH

Date Collected: 11/01/22 12:45
Date Received: 11/04/22
Field Prep: Not Specified

Sample Depth:
Matrix: Water
Analytical Method: 1,8270E-SIM
Analytical Date: 11/14/22 13:31
Analyst: DV

Extraction Method: EPA 3510C
Extraction Date: 11/05/22 20:10

Parameter	Result	Qualifier	Units	RL	MDL	Dilution Factor
Semivolatile Organics by GC/MS-SIM - Westborough Lab						
Acenaphthene	ND		ug/l	0.10	--	1
2-Chloronaphthalene	ND		ug/l	0.20	--	1
Fluoranthene	ND		ug/l	0.10	--	1
Hexachlorobutadiene	ND		ug/l	0.50	--	1
Naphthalene	ND		ug/l	0.10	--	1
Benzo(a)anthracene	ND		ug/l	0.10	--	1
Benzo(a)pyrene	ND		ug/l	0.10	--	1
Benzo(b)fluoranthene	ND		ug/l	0.10	--	1
Benzo(k)fluoranthene	ND		ug/l	0.10	--	1
Chrysene	ND		ug/l	0.10	--	1
Acenaphthylene	ND		ug/l	0.10	--	1
Anthracene	ND		ug/l	0.10	--	1
Benzo(ghi)perylene	ND		ug/l	0.10	--	1
Fluorene	ND		ug/l	0.10	--	1
Phenanthrene	ND		ug/l	0.10	--	1
Dibenzo(a,h)anthracene	ND		ug/l	0.10	--	1
Indeno(1,2,3-cd)pyrene	ND		ug/l	0.10	--	1
Pyrene	ND		ug/l	0.10	--	1
1-Methylnaphthalene	ND		ug/l	0.10	--	1
2-Methylnaphthalene	ND		ug/l	0.10	--	1
Pentachlorophenol	ND		ug/l	0.80	--	1
Hexachlorobenzene	ND		ug/l	0.80	--	1
Hexachloroethane	ND		ug/l	0.80	--	1

Project Name: TROY MILLS LANDFILL SUPERFUND **Lab Number:** L2262273

Project Number: 04.0190987.33 **Report Date:** 12/09/22

SAMPLE RESULTS

Lab ID: L2262273-02 Date Collected: 11/01/22 12:45

Client ID: TRY_M-7D Date Received: 11/04/22

Sample Location: TROY, NH Field Prep: Not Specified

Sample Depth:

Parameter	Result	Qualifier	Units	RL	MDL	Dilution Factor

Semivolatile Organics by GC/MS-SIM - Westborough Lab

Surrogate	% Recovery	Qualifier	Acceptance Criteria
2-Fluorophenol	52		21-120
Phenol-d6	54		10-120
Nitrobenzene-d5	**136**	Q	23-120
2-Fluorobiphenyl	90		15-120
2,4,6-Tribromophenol	82		10-120
4-Terphenyl-d14	104		41-149

Project Name: TROY MILLS LANDFILL SUPERFUND **Lab Number:** L2262273

Project Number: 04.0190987.33 **Report Date:** 12/09/22

SAMPLE RESULTS

Lab ID: L2262273-03
Client ID: TRY_M-7
Sample Location: TROY, NH

Date Collected: 11/01/22 14:40
Date Received: 11/04/22
Field Prep: Not Specified

Sample Depth:
Matrix: Water
Analytical Method: 1,8270E
Analytical Date: 11/08/22 08:09
Analyst: SZ

Extraction Method: EPA 3510C
Extraction Date: 11/05/22 20:09

Parameter	Result	Qualifier	Units	RL	MDL	Dilution Factor
Semivolatile Organics by GC/MS - Westborough Lab						
Benzidine	ND		ug/l	20	--	1
1,2,4-Trichlorobenzene	ND		ug/l	5.0	--	1
Bis(2-chloroethyl)ether	ND		ug/l	2.0	--	1
1,2-Dichlorobenzene	ND		ug/l	2.0	--	1
1,3-Dichlorobenzene	ND		ug/l	2.0	--	1
1,4-Dichlorobenzene	ND		ug/l	2.0	--	1
3,3'-Dichlorobenzidine	ND		ug/l	5.0	--	1
2,4-Dinitrotoluene	ND		ug/l	5.0	--	1
2,6-Dinitrotoluene	ND		ug/l	5.0	--	1
Azobenzene	ND		ug/l	2.0	--	1
4-Chlorophenyl phenyl ether	ND		ug/l	2.0	--	1
4-Bromophenyl phenyl ether	ND		ug/l	2.0	--	1
Bis(2-chloroisopropyl)ether	ND		ug/l	2.0	--	1
Bis(2-chloroethoxy)methane	ND		ug/l	5.0	--	1
Hexachlorocyclopentadiene	ND		ug/l	20	--	1
Isophorone	ND		ug/l	5.0	--	1
Nitrobenzene	ND		ug/l	2.0	--	1
NDPA/DPA	ND		ug/l	2.0	--	1
n-Nitrosodi-n-propylamine	ND		ug/l	5.0	--	1
Bis(2-ethylhexyl)phthalate	ND		ug/l	3.0	--	1
Butyl benzyl phthalate	ND		ug/l	5.0	--	1
Di-n-butylphthalate	ND		ug/l	5.0	--	1
Di-n-octylphthalate	ND		ug/l	5.0	--	1
Diethyl phthalate	ND		ug/l	5.0	--	1
Dimethyl phthalate	ND		ug/l	5.0	--	1
Biphenyl	ND		ug/l	2.0	--	1
Aniline	ND		ug/l	2.0	--	1
4-Chloroaniline	ND		ug/l	5.0	--	1

Project Name: TROY MILLS LANDFILL SUPERFUND **Lab Number:** L2262273

Project Number: 04.0190987.33 **Report Date:** 12/09/22

SAMPLE RESULTS

Lab ID: L2262273-03 Date Collected: 11/01/22 14:40

Client ID: TRY_M-7 Date Received: 11/04/22

Sample Location: TROY, NH Field Prep: Not Specified

Sample Depth:

Parameter	Result	Qualifier	Units	RL	MDL	Dilution Factor
Semivolatile Organics by GC/MS - Westborough Lab						
2-Nitroaniline	ND		ug/l	5.0	--	1
3-Nitroaniline	ND		ug/l	5.0	--	1
4-Nitroaniline	ND		ug/l	5.0	--	1
Dibenzofuran	ND		ug/l	2.0	--	1
n-Nitrosodimethylamine	ND		ug/l	2.0	--	1
2,4,6-Trichlorophenol	ND		ug/l	5.0	--	1
p-Chloro-m-cresol	ND		ug/l	2.0	--	1
2-Chlorophenol	ND		ug/l	2.0	--	1
2,4-Dichlorophenol	ND		ug/l	5.0	--	1
2,4-Dimethylphenol	ND		ug/l	5.0	--	1
2-Nitrophenol	ND		ug/l	10	--	1
4-Nitrophenol	ND		ug/l	10	--	1
2,4-Dinitrophenol	ND		ug/l	20	--	1
4,6-Dinitro-o-cresol	ND		ug/l	10	--	1
Phenol	ND		ug/l	5.0	--	1
2-Methylphenol	ND		ug/l	5.0	--	1
3-Methylphenol/4-Methylphenol	ND		ug/l	5.0	--	1
2,4,5-Trichlorophenol	ND		ug/l	5.0	--	1
Benzoic Acid	ND		ug/l	50	--	1
Benzyl Alcohol	ND		ug/l	2.0	--	1
Carbazole	ND		ug/l	2.0	--	1
Pyridine	ND		ug/l	3.5	--	1

Surrogate	% Recovery	Qualifier	Acceptance Criteria
2-Fluorophenol	46		21-120
Phenol-d6	37		10-120
Nitrobenzene-d5	58		23-120
2-Fluorobiphenyl	62		15-120
2,4,6-Tribromophenol	71		10-120
4-Terphenyl-d14	71		41-149

Project Name: TROY MILLS LANDFILL SUPERFUND **Lab Number:** L2262273

Project Number: 04.0190987.33 **Report Date:** 12/09/22

SAMPLE RESULTS

Lab ID: L2262273-03
Client ID: TRY_M-7
Sample Location: TROY, NH

Date Collected: 11/01/22 14:40
Date Received: 11/04/22
Field Prep: Not Specified

Sample Depth:
Matrix: Water
Analytical Method: 1,8270E-SIM
Analytical Date: 11/09/22 01:41
Analyst: DMB

Extraction Method: EPA 3510C
Extraction Date: 11/08/22 09:30

Parameter	Result	Qualifier	Units	RL	MDL	Dilution Factor
1,4 Dioxane by 8270E-SIM - Mansfield Lab						
1,4-Dioxane	1.15		ug/l	0.139	--	1

Surrogate	% Recovery	Qualifier	Acceptance Criteria
1,4-Dioxane-d8	57		15-110

Project Name: TROY MILLS LANDFILL SUPERFUND **Lab Number:** L2262273

Project Number: 04.0190987.33 **Report Date:** 12/09/22

SAMPLE RESULTS

Lab ID: L2262273-03
Client ID: TRY_M-7
Sample Location: TROY, NH

Date Collected: 11/01/22 14:40
Date Received: 11/04/22
Field Prep: Not Specified

Sample Depth:
Matrix: Water
Analytical Method: 1,8270E-SIM
Analytical Date: 11/14/22 13:48
Analyst: DV

Extraction Method: EPA 3510C
Extraction Date: 11/05/22 20:10

Parameter	Result	Qualifier	Units	RL	MDL	Dilution Factor
Semivolatile Organics by GC/MS-SIM - Westborough Lab						
Acenaphthene	ND		ug/l	0.10	--	1
2-Chloronaphthalene	ND		ug/l	0.20	--	1
Fluoranthene	ND		ug/l	0.10	--	1
Hexachlorobutadiene	ND		ug/l	0.50	--	1
Naphthalene	ND		ug/l	0.10	--	1
Benzo(a)anthracene	ND		ug/l	0.10	--	1
Benzo(a)pyrene	ND		ug/l	0.10	--	1
Benzo(b)fluoranthene	ND		ug/l	0.10	--	1
Benzo(k)fluoranthene	ND		ug/l	0.10	--	1
Chrysene	ND		ug/l	0.10	--	1
Acenaphthylene	ND		ug/l	0.10	--	1
Anthracene	ND		ug/l	0.10	--	1
Benzo(ghi)perylene	ND		ug/l	0.10	--	1
Fluorene	ND		ug/l	0.10	--	1
Phenanthrene	ND		ug/l	0.10	--	1
Dibenzo(a,h)anthracene	ND		ug/l	0.10	--	1
Indeno(1,2,3-cd)pyrene	ND		ug/l	0.10	--	1
Pyrene	ND		ug/l	0.10	--	1
1-Methylnaphthalene	ND		ug/l	0.10	--	1
2-Methylnaphthalene	ND		ug/l	0.10	--	1
Pentachlorophenol	ND		ug/l	0.80	--	1
Hexachlorobenzene	ND		ug/l	0.80	--	1
Hexachloroethane	ND		ug/l	0.80	--	1

Project Name: TROY MILLS LANDFILL SUPERFUND **Lab Number:** L2262273

Project Number: 04.0190987.33 **Report Date:** 12/09/22

SAMPLE RESULTS

Lab ID: L2262273-03 Date Collected: 11/01/22 14:40

Client ID: TRY_M-7 Date Received: 11/04/22

Sample Location: TROY, NH Field Prep: Not Specified

Sample Depth:

Parameter	Result	Qualifier	Units	RL	MDL	Dilution Factor

Semivolatile Organics by GC/MS-SIM - Westborough Lab

Surrogate	% Recovery	Qualifier	Acceptance Criteria
2-Fluorophenol	57		21-120
Phenol-d6	49		10-120
Nitrobenzene-d5	110		23-120
2-Fluorobiphenyl	73		15-120
2,4,6-Tribromophenol	**122**	Q	10-120
4-Terphenyl-d14	84		41-149

Project Name: TROY MILLS LANDFILL SUPERFUND **Lab Number:** L2262273

Project Number: 04.0190987.33 **Report Date:** 12/09/22

SAMPLE RESULTS

Lab ID: L2262273-04
Client ID: TRY_M-7 DUP
Sample Location: TROY, NH

Date Collected: 11/01/22 14:40
Date Received: 11/04/22
Field Prep: Not Specified

Sample Depth:
Matrix: Water
Analytical Method: 1,8270E-SIM
Analytical Date: 11/09/22 20:30
Analyst: DMB

Extraction Method: EPA 3510C
Extraction Date: 11/08/22 13:30

Parameter	Result	Qualifier	Units	RL	MDL	Dilution Factor
1,4 Dioxane by 8270E-SIM - Mansfield Lab						
1,4-Dioxane	1.15		ug/l	0.134	--	1

Surrogate	% Recovery	Qualifier	Acceptance Criteria
1,4-Dioxane-d8	51		15-110

Project Name: TROY MILLS LANDFILL SUPERFUND **Lab Number:** L2262273

Project Number: 04.0190987.33 **Report Date:** 12/09/22

SAMPLE RESULTS

Lab ID: L2262273-05
Client ID: TRY_MW-701
Sample Location: TROY, NH

Date Collected: 11/01/22 12:10
Date Received: 11/04/22
Field Prep: Not Specified

Sample Depth:
Matrix: Water
Analytical Method: 1,8270E
Analytical Date: 11/08/22 08:54
Analyst: SZ

Extraction Method: EPA 3510C
Extraction Date: 11/05/22 20:09

Parameter	Result	Qualifier	Units	RL	MDL	Dilution Factor
Semivolatile Organics by GC/MS - Westborough Lab						
Benzidine	ND		ug/l	20	--	1
1,2,4-Trichlorobenzene	ND		ug/l	5.0	--	1
Bis(2-chloroethyl)ether	ND		ug/l	2.0	--	1
1,2-Dichlorobenzene	ND		ug/l	2.0	--	1
1,3-Dichlorobenzene	ND		ug/l	2.0	--	1
1,4-Dichlorobenzene	ND		ug/l	2.0	--	1
3,3'-Dichlorobenzidine	ND		ug/l	5.0	--	1
2,4-Dinitrotoluene	ND		ug/l	5.0	--	1
2,6-Dinitrotoluene	ND		ug/l	5.0	--	1
Azobenzene	ND		ug/l	2.0	--	1
4-Chlorophenyl phenyl ether	ND		ug/l	2.0	--	1
4-Bromophenyl phenyl ether	ND		ug/l	2.0	--	1
Bis(2-chloroisopropyl)ether	ND		ug/l	2.0	--	1
Bis(2-chloroethoxy)methane	ND		ug/l	5.0	--	1
Hexachlorocyclopentadiene	ND		ug/l	20	--	1
Isophorone	ND		ug/l	5.0	--	1
Nitrobenzene	ND		ug/l	2.0	--	1
NDPA/DPA	ND		ug/l	2.0	--	1
n-Nitrosodi-n-propylamine	ND		ug/l	5.0	--	1
Bis(2-ethylhexyl)phthalate	ND		ug/l	3.0	--	1
Butyl benzyl phthalate	ND		ug/l	5.0	--	1
Di-n-butylphthalate	ND		ug/l	5.0	--	1
Di-n-octylphthalate	ND		ug/l	5.0	--	1
Diethyl phthalate	ND		ug/l	5.0	--	1
Dimethyl phthalate	ND		ug/l	5.0	--	1
Biphenyl	ND		ug/l	2.0	--	1
Aniline	ND		ug/l	2.0	--	1
4-Chloroaniline	ND		ug/l	5.0	--	1

Project Name: TROY MILLS LANDFILL SUPERFUND **Lab Number:** L2262273

Project Number: 04.0190987.33 **Report Date:** 12/09/22

SAMPLE RESULTS

Lab ID: L2262273-05 Date Collected: 11/01/22 12:10

Client ID: TRY_MW-701 Date Received: 11/04/22

Sample Location: TROY, NH Field Prep: Not Specified

Sample Depth:

Parameter	Result	Qualifier	Units	RL	MDL	Dilution Factor
Semivolatile Organics by GC/MS - Westborough Lab						
2-Nitroaniline	ND		ug/l	5.0	--	1
3-Nitroaniline	ND		ug/l	5.0	--	1
4-Nitroaniline	ND		ug/l	5.0	--	1
Dibenzofuran	ND		ug/l	2.0	--	1
n-Nitrosodimethylamine	ND		ug/l	2.0	--	1
2,4,6-Trichlorophenol	ND		ug/l	5.0	--	1
p-Chloro-m-cresol	ND		ug/l	2.0	--	1
2-Chlorophenol	ND		ug/l	2.0	--	1
2,4-Dichlorophenol	ND		ug/l	5.0	--	1
2,4-Dimethylphenol	ND		ug/l	5.0	--	1
2-Nitrophenol	ND		ug/l	10	--	1
4-Nitrophenol	ND		ug/l	10	--	1
2,4-Dinitrophenol	ND		ug/l	20	--	1
4,6-Dinitro-o-cresol	ND		ug/l	10	--	1
Phenol	ND		ug/l	5.0	--	1
2-Methylphenol	ND		ug/l	5.0	--	1
3-Methylphenol/4-Methylphenol	ND		ug/l	5.0	--	1
2,4,5-Trichlorophenol	ND		ug/l	5.0	--	1
Benzoic Acid	ND		ug/l	50	--	1
Benzyl Alcohol	ND		ug/l	2.0	--	1
Carbazole	ND		ug/l	2.0	--	1
Pyridine	ND		ug/l	3.5	--	1

Surrogate	% Recovery	Qualifier	Acceptance Criteria
2-Fluorophenol	47		21-120
Phenol-d6	38		10-120
Nitrobenzene-d5	57		23-120
2-Fluorobiphenyl	64		15-120
2,4,6-Tribromophenol	60		10-120
4-Terphenyl-d14	75		41-149

Project Name: TROY MILLS LANDFILL SUPERFUND **Lab Number:** L2262273

Project Number: 04.0190987.33 **Report Date:** 12/09/22

SAMPLE RESULTS

Lab ID: L2262273-05
Client ID: TRY_MW-701
Sample Location: TROY, NH

Date Collected: 11/01/22 12:10
Date Received: 11/04/22
Field Prep: Not Specified

Sample Depth:
Matrix: Water
Analytical Method: 1,8270E-SIM
Analytical Date: 11/09/22 20:52
Analyst: DMB

Extraction Method: EPA 3510C
Extraction Date: 11/08/22 13:30

Parameter	Result	Qualifier	Units	RL	MDL	Dilution Factor
1,4 Dioxane by 8270E-SIM - Mansfield Lab						
1,4-Dioxane	ND		ug/l	0.139	--	1

Surrogate	% Recovery	Qualifier	Acceptance Criteria
1,4-Dioxane-d8	51		15-110

Project Name: TROY MILLS LANDFILL SUPERFUND **Lab Number:** L2262273

Project Number: 04.0190987.33 **Report Date:** 12/09/22

SAMPLE RESULTS

Lab ID: L2262273-05
Client ID: TRY_MW-701
Sample Location: TROY, NH

Date Collected: 11/01/22 12:10
Date Received: 11/04/22
Field Prep: Not Specified

Sample Depth:
Matrix: Water
Analytical Method: 1,8270E-SIM
Analytical Date: 11/14/22 14:04
Analyst: DV

Extraction Method: EPA 3510C
Extraction Date: 11/05/22 20:10

Parameter	Result	Qualifier	Units	RL	MDL	Dilution Factor
Semivolatile Organics by GC/MS-SIM - Westborough Lab						
Acenaphthene	ND		ug/l	0.10	--	1
2-Chloronaphthalene	ND		ug/l	0.20	--	1
Fluoranthene	ND		ug/l	0.10	--	1
Hexachlorobutadiene	ND		ug/l	0.50	--	1
Naphthalene	ND		ug/l	0.10	--	1
Benzo(a)anthracene	ND		ug/l	0.10	--	1
Benzo(a)pyrene	ND		ug/l	0.10	--	1
Benzo(b)fluoranthene	ND		ug/l	0.10	--	1
Benzo(k)fluoranthene	ND		ug/l	0.10	--	1
Chrysene	ND		ug/l	0.10	--	1
Acenaphthylene	ND		ug/l	0.10	--	1
Anthracene	ND		ug/l	0.10	--	1
Benzo(ghi)perylene	ND		ug/l	0.10	--	1
Fluorene	ND		ug/l	0.10	--	1
Phenanthrene	ND		ug/l	0.10	--	1
Dibenzo(a,h)anthracene	ND		ug/l	0.10	--	1
Indeno(1,2,3-cd)pyrene	ND		ug/l	0.10	--	1
Pyrene	ND		ug/l	0.10	--	1
1-Methylnaphthalene	ND		ug/l	0.10	--	1
2-Methylnaphthalene	ND		ug/l	0.10	--	1
Pentachlorophenol	ND		ug/l	0.80	--	1
Hexachlorobenzene	ND		ug/l	0.80	--	1
Hexachloroethane	ND		ug/l	0.80	--	1

Project Name: TROY MILLS LANDFILL SUPERFUND **Lab Number:** L2262273

Project Number: 04.0190987.33 **Report Date:** 12/09/22

SAMPLE RESULTS

Lab ID: L2262273-05 Date Collected: 11/01/22 12:10

Client ID: TRY_MW-701 Date Received: 11/04/22

Sample Location: TROY, NH Field Prep: Not Specified

Sample Depth:

Parameter	Result	Qualifier	Units	RL	MDL	Dilution Factor
Semivolatile Organics by GC/MS-SIM - Westborough Lab						

Surrogate	% Recovery	Qualifier	Acceptance Criteria
2-Fluorophenol	39		21-120
Phenol-d6	45		10-120
Nitrobenzene-d5	113		23-120
2-Fluorobiphenyl	74		15-120
2,4,6-Tribromophenol	60		10-120
4-Terphenyl-d14	87		41-149

Project Name: TROY MILLS LANDFILL SUPERFUND **Lab Number:** L2262273

Project Number: 04.0190987.33 **Report Date:** 12/09/22

SAMPLE RESULTS

Lab ID: L2262273-06
Client ID: TRY_MW-508X
Sample Location: TROY, NH

Date Collected: 11/01/22 14:25
Date Received: 11/04/22
Field Prep: Not Specified

Sample Depth:
Matrix: Water
Analytical Method: 1,8270E
Analytical Date: 11/08/22 09:16
Analyst: SZ

Extraction Method: EPA 3510C
Extraction Date: 11/05/22 20:09

Parameter	Result	Qualifier	Units	RL	MDL	Dilution Factor
Semivolatile Organics by GC/MS - Westborough Lab						
Benzidine	ND		ug/l	20	--	1
1,2,4-Trichlorobenzene	ND		ug/l	5.0	--	1
Bis(2-chloroethyl)ether	ND		ug/l	2.0	--	1
1,2-Dichlorobenzene	ND		ug/l	2.0	--	1
1,3-Dichlorobenzene	ND		ug/l	2.0	--	1
1,4-Dichlorobenzene	ND		ug/l	2.0	--	1
3,3'-Dichlorobenzidine	ND		ug/l	5.0	--	1
2,4-Dinitrotoluene	ND		ug/l	5.0	--	1
2,6-Dinitrotoluene	ND		ug/l	5.0	--	1
Azobenzene	ND		ug/l	2.0	--	1
4-Chlorophenyl phenyl ether	ND		ug/l	2.0	--	1
4-Bromophenyl phenyl ether	ND		ug/l	2.0	--	1
Bis(2-chloroisopropyl)ether	ND		ug/l	2.0	--	1
Bis(2-chloroethoxy)methane	ND		ug/l	5.0	--	1
Hexachlorocyclopentadiene	ND		ug/l	20	--	1
Isophorone	ND		ug/l	5.0	--	1
Nitrobenzene	ND		ug/l	2.0	--	1
NDPA/DPA	ND		ug/l	2.0	--	1
n-Nitrosodi-n-propylamine	ND		ug/l	5.0	--	1
Bis(2-ethylhexyl)phthalate	ND		ug/l	3.0	--	1
Butyl benzyl phthalate	ND		ug/l	5.0	--	1
Di-n-butylphthalate	ND		ug/l	5.0	--	1
Di-n-octylphthalate	ND		ug/l	5.0	--	1
Diethyl phthalate	ND		ug/l	5.0	--	1
Dimethyl phthalate	ND		ug/l	5.0	--	1
Biphenyl	ND		ug/l	2.0	--	1
Aniline	ND		ug/l	2.0	--	1
4-Chloroaniline	ND		ug/l	5.0	--	1

Project Name: TROY MILLS LANDFILL SUPERFUND **Lab Number:** L2262273

Project Number: 04.0190987.33 **Report Date:** 12/09/22

SAMPLE RESULTS

Lab ID: L2262273-06 Date Collected: 11/01/22 14:25

Client ID: TRY_MW-508X Date Received: 11/04/22

Sample Location: TROY, NH Field Prep: Not Specified

Sample Depth:

Parameter	Result	Qualifier	Units	RL	MDL	Dilution Factor
Semivolatile Organics by GC/MS - Westborough Lab						
2-Nitroaniline	ND		ug/l	5.0	--	1
3-Nitroaniline	ND		ug/l	5.0	--	1
4-Nitroaniline	ND		ug/l	5.0	--	1
Dibenzofuran	ND		ug/l	2.0	--	1
n-Nitrosodimethylamine	ND		ug/l	2.0	--	1
2,4,6-Trichlorophenol	ND		ug/l	5.0	--	1
p-Chloro-m-cresol	ND		ug/l	2.0	--	1
2-Chlorophenol	ND		ug/l	2.0	--	1
2,4-Dichlorophenol	ND		ug/l	5.0	--	1
2,4-Dimethylphenol	ND		ug/l	5.0	--	1
2-Nitrophenol	ND		ug/l	10	--	1
4-Nitrophenol	ND		ug/l	10	--	1
2,4-Dinitrophenol	ND		ug/l	20	--	1
4,6-Dinitro-o-cresol	ND		ug/l	10	--	1
Phenol	ND		ug/l	5.0	--	1
2-Methylphenol	ND		ug/l	5.0	--	1
3-Methylphenol/4-Methylphenol	ND		ug/l	5.0	--	1
2,4,5-Trichlorophenol	ND		ug/l	5.0	--	1
Benzoic Acid	ND		ug/l	50	--	1
Benzyl Alcohol	ND		ug/l	2.0	--	1
Carbazole	ND		ug/l	2.0	--	1
Pyridine	ND		ug/l	3.5	--	1

Surrogate	% Recovery	Qualifier	Acceptance Criteria
2-Fluorophenol	48		21-120
Phenol-d6	42		10-120
Nitrobenzene-d5	67		23-120
2-Fluorobiphenyl	73		15-120
2,4,6-Tribromophenol	60		10-120
4-Terphenyl-d14	84		41-149

Project Name: TROY MILLS LANDFILL SUPERFUND **Lab Number:** L2262273

Project Number: 04.0190987.33 **Report Date:** 12/09/22

SAMPLE RESULTS

Lab ID: L2262273-06
Client ID: TRY_MW-508X
Sample Location: TROY, NH

Date Collected: 11/01/22 14:25
Date Received: 11/04/22
Field Prep: Not Specified

Sample Depth:
Matrix: Water
Analytical Method: 1,8270E-SIM
Analytical Date: 11/09/22 21:14
Analyst: DMB

Extraction Method: EPA 3510C
Extraction Date: 11/08/22 13:30

Parameter	Result	Qualifier	Units	RL	MDL	Dilution Factor
1,4 Dioxane by 8270E-SIM - Mansfield Lab						
1,4-Dioxane	ND		ug/l	0.150	--	1

Surrogate	% Recovery	Qualifier	Acceptance Criteria
1,4-Dioxane-d8	51		15-110

Project Name: TROY MILLS LANDFILL SUPERFUND
Project Number: 04.0190987.33
Lab Number: L2262273
Report Date: 12/09/22

SAMPLE RESULTS

Lab ID: L2262273-06
Client ID: TRY_MW-508X
Sample Location: TROY, NH

Date Collected: 11/01/22 14:25
Date Received: 11/04/22
Field Prep: Not Specified

Sample Depth:
Matrix: Water
Analytical Method: 1,8270E-SIM
Analytical Date: 11/14/22 14:21
Analyst: DV

Extraction Method: EPA 3510C
Extraction Date: 11/05/22 20:10

Parameter	Result	Qualifier	Units	RL	MDL	Dilution Factor
Semivolatile Organics by GC/MS-SIM - Westborough Lab						
Acenaphthene	ND		ug/l	0.10	--	1
2-Chloronaphthalene	ND		ug/l	0.20	--	1
Fluoranthene	ND		ug/l	0.10	--	1
Hexachlorobutadiene	ND		ug/l	0.50	--	1
Naphthalene	ND		ug/l	0.10	--	1
Benzo(a)anthracene	ND		ug/l	0.10	--	1
Benzo(a)pyrene	ND		ug/l	0.10	--	1
Benzo(b)fluoranthene	ND		ug/l	0.10	--	1
Benzo(k)fluoranthene	ND		ug/l	0.10	--	1
Chrysene	ND		ug/l	0.10	--	1
Acenaphthylene	ND		ug/l	0.10	--	1
Anthracene	ND		ug/l	0.10	--	1
Benzo(ghi)perylene	ND		ug/l	0.10	--	1
Fluorene	ND		ug/l	0.10	--	1
Phenanthrene	ND		ug/l	0.10	--	1
Dibenzo(a,h)anthracene	ND		ug/l	0.10	--	1
Indeno(1,2,3-cd)pyrene	ND		ug/l	0.10	--	1
Pyrene	ND		ug/l	0.10	--	1
1-Methylnaphthalene	ND		ug/l	0.10	--	1
2-Methylnaphthalene	ND		ug/l	0.10	--	1
Pentachlorophenol	ND		ug/l	0.80	--	1
Hexachlorobenzene	ND		ug/l	0.80	--	1
Hexachloroethane	ND		ug/l	0.80	--	1

Project Name: TROY MILLS LANDFILL SUPERFUND **Lab Number:** L2262273

Project Number: 04.0190987.33 **Report Date:** 12/09/22

SAMPLE RESULTS

Lab ID:	L2262273-06	Date Collected:	11/01/22 14:25
Client ID:	TRY_MW-508X	Date Received:	11/04/22
Sample Location:	TROY, NH	Field Prep:	Not Specified

Sample Depth:

Parameter	Result	Qualifier	Units	RL	MDL	Dilution Factor

Semivolatile Organics by GC/MS-SIM - Westborough Lab

Surrogate	% Recovery	Qualifier	Acceptance Criteria
2-Fluorophenol	32		21-120
Phenol-d6	45		10-120
Nitrobenzene-d5	**122**	Q	23-120
2-Fluorobiphenyl	82		15-120
2,4,6-Tribromophenol	51		10-120
4-Terphenyl-d14	97		41-149

Project Name: TROY MILLS LANDFILL SUPERFUND
Project Number: 04.0190987.33
Lab Number: L2262273
Report Date: 12/09/22

Method Blank Analysis
Batch Quality Control

Analytical Method: 1,8270E
Analytical Date: 11/08/22 02:55
Analyst: SZ

Extraction Method: EPA 3510C
Extraction Date: 11/05/22 20:09

Parameter	Result	Qualifier	Units	RL	MDL
Semivolatile Organics by GC/MS - Westborough Lab for sample(s): 02-03,05-06 Batch: WG1708596-1					
Acenaphthene	ND		ug/l	2.0	--
Benzidine	ND		ug/l	20	--
1,2,4-Trichlorobenzene	ND		ug/l	5.0	--
Hexachlorobenzene	ND		ug/l	2.0	--
Bis(2-chloroethyl)ether	ND		ug/l	2.0	--
2-Chloronaphthalene	ND		ug/l	2.0	--
1,2-Dichlorobenzene	ND		ug/l	2.0	--
1,3-Dichlorobenzene	ND		ug/l	2.0	--
1,4-Dichlorobenzene	ND		ug/l	2.0	--
3,3'-Dichlorobenzidine	ND		ug/l	5.0	--
2,4-Dinitrotoluene	ND		ug/l	5.0	--
2,6-Dinitrotoluene	ND		ug/l	5.0	--
Azobenzene	ND		ug/l	2.0	--
Fluoranthene	ND		ug/l	2.0	--
4-Chlorophenyl phenyl ether	ND		ug/l	2.0	--
4-Bromophenyl phenyl ether	ND		ug/l	2.0	--
Bis(2-chloroisopropyl)ether	ND		ug/l	2.0	--
Bis(2-chloroethoxy)methane	ND		ug/l	5.0	--
Hexachlorobutadiene	ND		ug/l	2.0	--
Hexachlorocyclopentadiene	ND		ug/l	20	--
Hexachloroethane	ND		ug/l	2.0	--
Isophorone	ND		ug/l	5.0	--
Naphthalene	ND		ug/l	2.0	--
Nitrobenzene	ND		ug/l	2.0	--
NDPA/DPA	ND		ug/l	2.0	--
n-Nitrosodi-n-propylamine	ND		ug/l	5.0	--
Bis(2-ethylhexyl)phthalate	ND		ug/l	3.0	--
Butyl benzyl phthalate	ND		ug/l	5.0	--
Di-n-butylphthalate	ND		ug/l	5.0	--

Project Name: TROY MILLS LANDFILL SUPERFUND **Lab Number:** L2262273

Project Number: 04.0190987.33 **Report Date:** 12/09/22

Method Blank Analysis
Batch Quality Control

Analytical Method: 1,8270E
Analytical Date: 11/08/22 02:55
Analyst: SZ

Extraction Method: EPA 3510C
Extraction Date: 11/05/22 20:09

Parameter	Result	Qualifier	Units	RL	MDL
Semivolatile Organics by GC/MS - Westborough Lab for sample(s): 02-03,05-06 Batch: WG1708596-1					
Di-n-octylphthalate	ND		ug/l	5.0	--
Diethyl phthalate	ND		ug/l	5.0	--
Dimethyl phthalate	ND		ug/l	5.0	--
Benzo(a)anthracene	ND		ug/l	2.0	--
Benzo(a)pyrene	ND		ug/l	2.0	--
Benzo(b)fluoranthene	ND		ug/l	2.0	--
Benzo(k)fluoranthene	ND		ug/l	2.0	--
Chrysene	ND		ug/l	2.0	--
Acenaphthylene	ND		ug/l	2.0	--
Anthracene	ND		ug/l	2.0	--
Benzo(ghi)perylene	ND		ug/l	2.0	--
Fluorene	ND		ug/l	2.0	--
Phenanthrene	ND		ug/l	2.0	--
Dibenzo(a,h)anthracene	ND		ug/l	2.0	--
Indeno(1,2,3-cd)pyrene	ND		ug/l	2.0	--
Pyrene	ND		ug/l	2.0	--
Biphenyl	ND		ug/l	2.0	--
Aniline	ND		ug/l	2.0	--
4-Chloroaniline	ND		ug/l	5.0	--
1-Methylnaphthalene	ND		ug/l	2.0	--
2-Nitroaniline	ND		ug/l	5.0	--
3-Nitroaniline	ND		ug/l	5.0	--
4-Nitroaniline	ND		ug/l	5.0	--
Dibenzofuran	ND		ug/l	2.0	--
2-Methylnaphthalene	ND		ug/l	2.0	--
n-Nitrosodimethylamine	ND		ug/l	2.0	--
2,4,6-Trichlorophenol	ND		ug/l	5.0	--
p-Chloro-m-cresol	ND		ug/l	2.0	--
2-Chlorophenol	ND		ug/l	2.0	--

Project Name: TROY MILLS LANDFILL SUPERFUND
Project Number: 04.0190987.33
Lab Number: L2262273
Report Date: 12/09/22

Method Blank Analysis
Batch Quality Control

Analytical Method: 1,8270E
Analytical Date: 11/08/22 02:55
Analyst: SZ

Extraction Method: EPA 3510C
Extraction Date: 11/05/22 20:09

Parameter	Result	Qualifier	Units	RL	MDL
Semivolatile Organics by GC/MS - Westborough Lab for sample(s): 02-03,05-06 Batch: WG1708596-1					
2,4-Dichlorophenol	ND		ug/l	5.0	--
2,4-Dimethylphenol	ND		ug/l	5.0	--
2-Nitrophenol	ND		ug/l	10	--
4-Nitrophenol	ND		ug/l	10	--
2,4-Dinitrophenol	ND		ug/l	20	--
4,6-Dinitro-o-cresol	ND		ug/l	10	--
Pentachlorophenol	ND		ug/l	10	--
Phenol	ND		ug/l	5.0	--
2-Methylphenol	ND		ug/l	5.0	--
3-Methylphenol/4-Methylphenol	ND		ug/l	5.0	--
2,4,5-Trichlorophenol	ND		ug/l	5.0	--
Benzoic Acid	ND		ug/l	50	--
Benzyl Alcohol	ND		ug/l	2.0	--
Carbazole	ND		ug/l	2.0	--
Pyridine	ND		ug/l	3.5	--

Surrogate	%Recovery	Qualifier	Acceptance Criteria
2-Fluorophenol	51		21-120
Phenol-d6	39		10-120
Nitrobenzene-d5	56		23-120
2-Fluorobiphenyl	63		15-120
2,4,6-Tribromophenol	66		10-120
4-Terphenyl-d14	61		41-149

Project Name: TROY MILLS LANDFILL SUPERFUND
Project Number: 04.0190987.33
Lab Number: L2262273
Report Date: 12/09/22

Method Blank Analysis
Batch Quality Control

Analytical Method: 1,8270E-SIM
Analytical Date: 11/14/22 13:14
Analyst: DV

Extraction Method: EPA 3510C
Extraction Date: 11/05/22 20:10

Parameter	Result	Qualifier	Units	RL	MDL
Semivolatile Organics by GC/MS-SIM - Westborough Lab for sample(s): 02-03,05-06 Batch: WG1708598-1					
Acenaphthene	ND		ug/l	0.10	--
2-Chloronaphthalene	ND		ug/l	0.20	--
Fluoranthene	ND		ug/l	0.10	--
Hexachlorobutadiene	ND		ug/l	0.50	--
Naphthalene	ND		ug/l	0.10	--
Benzo(a)anthracene	ND		ug/l	0.10	--
Benzo(a)pyrene	ND		ug/l	0.10	--
Benzo(b)fluoranthene	ND		ug/l	0.10	--
Benzo(k)fluoranthene	ND		ug/l	0.10	--
Chrysene	ND		ug/l	0.10	--
Acenaphthylene	ND		ug/l	0.10	--
Anthracene	ND		ug/l	0.10	--
Benzo(ghi)perylene	ND		ug/l	0.10	--
Fluorene	ND		ug/l	0.10	--
Phenanthrene	ND		ug/l	0.10	--
Dibenzo(a,h)anthracene	ND		ug/l	0.10	--
Indeno(1,2,3-cd)pyrene	ND		ug/l	0.10	--
Pyrene	ND		ug/l	0.10	--
1-Methylnaphthalene	ND		ug/l	0.10	--
2-Methylnaphthalene	ND		ug/l	0.10	--
Pentachlorophenol	ND		ug/l	0.80	--
Hexachlorobenzene	ND		ug/l	0.80	--
Hexachloroethane	ND		ug/l	0.80	--

Project Name: TROY MILLS LANDFILL SUPERFUND **Lab Number:** L2262273

Project Number: 04.0190987.33 **Report Date:** 12/09/22

Method Blank Analysis
Batch Quality Control

Analytical Method: 1,8270E-SIM
Analytical Date: 11/14/22 13:14
Analyst: DV

Extraction Method: EPA 3510C
Extraction Date: 11/05/22 20:10

Parameter	Result	Qualifier	Units	RL	MDL
Semivolatile Organics by GC/MS-SIM - Westborough Lab for sample(s): 02-03,05-06 Batch: WG1708598-1					

Surrogate	%Recovery	Qualifier	Acceptance Criteria
2-Fluorophenol	56		21-120
Phenol-d6	53		10-120
Nitrobenzene-d5	114		23-120
2-Fluorobiphenyl	76		15-120
2,4,6-Tribromophenol	101		10-120
4-Terphenyl-d14	93		41-149

Project Name: TROY MILLS LANDFILL SUPERFUND
Project Number: 04.0190987.33
Lab Number: L2262273
Report Date: 12/09/22

Method Blank Analysis
Batch Quality Control

Analytical Method: 1,8270E-SIM
Analytical Date: 11/08/22 19:46
Analyst: DMB

Extraction Method: EPA 3510C
Extraction Date: 11/08/22 09:50

Parameter	Result	Qualifier	Units	RL	MDL
1,4 Dioxane by 8270E-SIM - Mansfield Lab for sample(s): 02-03 Batch: WG1709312-1					
1,4-Dioxane	ND		ug/l	0.150	--

Surrogate	%Recovery	Qualifier	Acceptance Criteria
1,4-Dioxane-d8	58		15-110

Project Name: TROY MILLS LANDFILL SUPERFUND
Project Number: 04.0190987.33
Lab Number: L2262273
Report Date: 12/09/22

Method Blank Analysis
Batch Quality Control

Analytical Method: 1,8270E-SIM
Analytical Date: 11/09/22 14:14
Analyst: DMB

Extraction Method: EPA 3510C
Extraction Date: 11/08/22 13:30

Parameter	Result	Qualifier	Units	RL	MDL
1,4 Dioxane by 8270E-SIM - Mansfield Lab for sample(s): 04-06 Batch: WG1709540-1					
1,4-Dioxane	ND		ug/l	0.150	--

Surrogate	%Recovery	Qualifier	Acceptance Criteria
1,4-Dioxane-d8	57		15-110

Lab Control Sample Analysis
Batch Quality Control

Project Name: TROY MILLS LANDFILL SUPERFUND
Project Number: 04.0190987.33
Lab Number: L2262273
Report Date: 12/09/22

Parameter	LCS %Recovery	Qual	LCSD %Recovery	Qual	%Recovery Limits	RPD	Qual	RPD Limits
Semivolatile Organics by GC/MS - Westborough Lab Associated sample(s): 02-03,05-06 Batch: WG1708596-2 WG1708596-3								
Acenaphthene	78		81		37-111	4		30
Benzidine	**0**	Q	**0**	Q	10-75	NC		30
1,2,4-Trichlorobenzene	75		78		39-98	4		30
Hexachlorobenzene	86		87		40-140	1		30
Bis(2-chloroethyl)ether	70		76		40-140	8		30
2-Chloronaphthalene	77		78		40-140	1		30
1,2-Dichlorobenzene	70		71		40-140	1		30
1,3-Dichlorobenzene	67		70		40-140	4		30
1,4-Dichlorobenzene	65		71		36-97	9		30
3,3'-Dichlorobenzidine	61		53		40-140	14		30
2,4-Dinitrotoluene	84		82		48-143	2		30
2,6-Dinitrotoluene	79		77		40-140	3		30
Azobenzene	84		83		40-140	1		30
Fluoranthene	83		80		40-140	4		30
4-Chlorophenyl phenyl ether	87		88		40-140	1		30
4-Bromophenyl phenyl ether	90		92		40-140	2		30
Bis(2-chloroisopropyl)ether	69		72		40-140	4		30
Bis(2-chloroethoxy)methane	70		73		40-140	4		30
Hexachlorobutadiene	72		77		40-140	7		30
Hexachlorocyclopentadiene	75		84		40-140	11		30
Hexachloroethane	65		69		40-140	6		30
Isophorone	70		72		40-140	3		30
Naphthalene	71		74		40-140	4		30

Lab Control Sample Analysis
Batch Quality Control

Project Name: TROY MILLS LANDFILL SUPERFUND
Project Number: 04.0190987.33
Lab Number: L2262273
Report Date: 12/09/22

Parameter	LCS %Recovery	Qual	LCSD %Recovery	Qual	%Recovery Limits	RPD	Qual	RPD Limits
Semivolatile Organics by GC/MS - Westborough Lab Associated sample(s): 02-03,05-06 Batch: WG1708596-2 WG1708596-3								
Nitrobenzene	72		75		40-140	4		30
NDPA/DPA	83		83		40-140	0		30
n-Nitrosodi-n-propylamine	70		71		29-132	1		30
Bis(2-ethylhexyl)phthalate	95		93		40-140	2		30
Butyl benzyl phthalate	91		87		40-140	4		30
Di-n-butylphthalate	90		84		40-140	7		30
Di-n-octylphthalate	97		96		40-140	1		30
Diethyl phthalate	84		86		40-140	2		30
Dimethyl phthalate	78		76		40-140	3		30
Benzo(a)anthracene	91		85		40-140	7		30
Benzo(a)pyrene	90		86		40-140	5		30
Benzo(b)fluoranthene	84		83		40-140	1		30
Benzo(k)fluoranthene	89		84		40-140	6		30
Chrysene	84		81		40-140	4		30
Acenaphthylene	79		79		45-123	0		30
Anthracene	83		80		40-140	4		30
Benzo(ghi)perylene	79		78		40-140	1		30
Fluorene	84		84		40-140	0		30
Phenanthrene	81		77		40-140	5		30
Dibenzo(a,h)anthracene	82		80		40-140	2		30
Indeno(1,2,3-cd)pyrene	94		91		40-140	3		30
Pyrene	84		80		26-127	5		30
Biphenyl	80		79		40-140	1		30

Lab Control Sample Analysis
Batch Quality Control

Project Name: TROY MILLS LANDFILL SUPERFUND
Project Number: 04.0190987.33
Lab Number: L2262273
Report Date: 12/09/22

Parameter	LCS %Recovery	Qual	LCSD %Recovery	Qual	%Recovery Limits	RPD	Qual	RPD Limits
Semivolatile Organics by GC/MS - Westborough Lab Associated sample(s): 02-03,05-06 Batch: WG1708596-2 WG1708596-3								
Aniline	**36**	Q	**32**	Q	40-140	12		30
4-Chloroaniline	72		62		40-140	15		30
1-Methylnaphthalene	75		74		41-103	1		30
2-Nitroaniline	80		78		52-143	3		30
3-Nitroaniline	64		66		25-145	3		30
4-Nitroaniline	77		72		51-143	7		30
Dibenzofuran	83		86		40-140	4		30
2-Methylnaphthalene	77		80		40-140	4		30
n-Nitrosodimethylamine	52		54		22-74	4		30
2,4,6-Trichlorophenol	87		84		30-130	4		30
p-Chloro-m-cresol	81		77		23-97	5		30
2-Chlorophenol	76		76		27-123	0		30
2,4-Dichlorophenol	81		83		30-130	2		30
2,4-Dimethylphenol	36		**26**	Q	30-130	**32**	Q	30
2-Nitrophenol	72		76		30-130	5		30
4-Nitrophenol	73		75		10-80	3		30
2,4-Dinitrophenol	89		84		20-130	6		30
4,6-Dinitro-o-cresol	87		89		20-164	2		30
Pentachlorophenol	89		87		9-103	2		30
Phenol	53		55		12-110	4		30
2-Methylphenol	65		64		30-130	2		30
3-Methylphenol/4-Methylphenol	67		66		30-130	2		30
2,4,5-Trichlorophenol	91		83		30-130	9		30

Lab Control Sample Analysis

Batch Quality Control

Project Name: TROY MILLS LANDFILL SUPERFUND

Project Number: 04.0190987.33

Lab Number: L2262273

Report Date: 12/09/22

Parameter	LCS %Recovery	Qual	LCSD %Recovery	Qual	%Recovery Limits	RPD	Qual	RPD Limits
Semivolatile Organics by GC/MS - Westborough Lab Associated sample(s): 02-03,05-06 Batch: WG1708596-2 WG1708596-3								
Benzoic Acid	71		63		10-164	12		30
Benzyl Alcohol	66		68		26-116	3		30
Carbazole	86		84		55-144	2		30
Pyridine	**10**	Q	16		10-66	**51**	Q	30

Surrogate	LCS %Recovery	Qual	LCSD %Recovery	Qual	Acceptance Criteria
2-Fluorophenol	61		63		21-120
Phenol-d6	52		52		10-120
Nitrobenzene-d5	67		71		23-120
2-Fluorobiphenyl	75		74		15-120
2,4,6-Tribromophenol	88		88		10-120
4-Terphenyl-d14	82		76		41-149

Lab Control Sample Analysis
Batch Quality Control

Project Name: TROY MILLS LANDFILL SUPERFUND
Project Number: 04.0190987.33
Lab Number: L2262273
Report Date: 12/09/22

Parameter	LCS %Recovery	Qual	LCSD %Recovery	Qual	%Recovery Limits	RPD	Qual	RPD Limits
Semivolatile Organics by GC/MS-SIM - Westborough Lab Associated sample(s): 02-03,05-06 Batch: WG1708598-2 WG1708598-3								
Acenaphthene	78		74		40-140	5		40
2-Chloronaphthalene	77		72		40-140	7		40
Fluoranthene	95		90		40-140	5		40
Hexachlorobutadiene	61		61		40-140	0		40
Naphthalene	69		67		40-140	3		40
Benzo(a)anthracene	92		85		40-140	8		40
Benzo(a)pyrene	92		88		40-140	4		40
Benzo(b)fluoranthene	100		90		40-140	11		40
Benzo(k)fluoranthene	96		94		40-140	2		40
Chrysene	92		86		40-140	7		40
Acenaphthylene	82		78		40-140	5		40
Anthracene	88		82		40-140	7		40
Benzo(ghi)perylene	94		90		40-140	4		40
Fluorene	84		80		40-140	5		40
Phenanthrene	87		81		40-140	7		40
Dibenzo(a,h)anthracene	95		91		40-140	4		40
Indeno(1,2,3-cd)pyrene	99		93		40-140	6		40
Pyrene	98		92		40-140	6		40
1-Methylnaphthalene	72		69		40-140	4		40
2-Methylnaphthalene	74		72		40-140	3		40
Pentachlorophenol	**156**	Q	**146**	Q	40-140	7		40
Hexachlorobenzene	92		86		40-140	7		40
Hexachloroethane	64		60		40-140	6		40

Lab Control Sample Analysis

Batch Quality Control

Project Name: TROY MILLS LANDFILL SUPERFUND

Project Number: 04.0190987.33

Lab Number: L2262273

Report Date: 12/09/22

Parameter	LCS %Recovery	Qual	LCSD %Recovery	Qual	%Recovery Limits	RPD	Qual	RPD Limits
Semivolatile Organics by GC/MS-SIM - Westborough Lab Associated sample(s): 02-03,05-06 Batch: WG1708598-2 WG1708598-3								

Surrogate	LCS %Recovery	Qual	LCSD %Recovery	Qual	Acceptance Criteria
2-Fluorophenol	57		49		21-120
Phenol-d6	52		50		10-120
Nitrobenzene-d5	108		104		23-120
2-Fluorobiphenyl	76		75		15-120
2,4,6-Tribromophenol	112		85		10-120
4-Terphenyl-d14	97		93		41-149

Lab Control Sample Analysis

Batch Quality Control

Project Name: TROY MILLS LANDFILL SUPERFUND

Project Number: 04.0190987.33

Lab Number: L2262273

Report Date: 12/09/22

Parameter	LCS %Recovery	Qual	LCSD %Recovery	Qual	%Recovery Limits	RPD	Qual	RPD Limits
1,4 Dioxane by 8270E-SIM - Mansfield Lab Associated sample(s): 02-03 Batch: WG1709312-2 WG1709312-3								
1,4-Dioxane	104		105		40-140	1		30

Surrogate	LCS %Recovery	Qual	LCSD %Recovery	Qual	Acceptance Criteria
1,4-Dioxane-d8	55		61		15-110

Lab Control Sample Analysis
Batch Quality Control

Project Name: TROY MILLS LANDFILL SUPERFUND
Project Number: 04.0190987.33
Lab Number: L2262273
Report Date: 12/09/22

Parameter	LCS %Recovery	Qual	LCSD %Recovery	Qual	%Recovery Limits	RPD	Qual	RPD Limits
1,4 Dioxane by 8270E-SIM - Mansfield Lab Associated sample(s): 04-06 Batch: WG1709540-2 WG1709540-3								
1,4-Dioxane	105		106		40-140	1		30

Surrogate	LCS %Recovery	Qual	LCSD %Recovery	Qual	Acceptance Criteria
1,4-Dioxane-d8	54		56		15-110

METALS

Project Name: TROY MILLS LANDFILL SUPERFUND **Lab Number:** L2262273

Project Number: 04.0190987.33 **Report Date:** 12/09/22

SAMPLE RESULTS

Lab ID: L2262273-02 Date Collected: 11/01/22 12:45

Client ID: TRY_M-7D Date Received: 11/04/22

Sample Location: TROY, NH Field Prep: Not Specified

Sample Depth:

Matrix: Water

Parameter	Result	Qualifier	Units	RL	MDL	Dilution Factor	Date Prepared	Date Analyzed	Prep Method	Analytical Method	Analyst
Total Metals - Mansfield Lab											
Manganese, Total	0.01205		mg/l	0.00100	--	1	11/09/22 10:33	11/17/22 16:11	EPA 3005A	1,6020B	EGW

Project Name: TROY MILLS LANDFILL SUPERFUND **Lab Number:** L2262273

Project Number: 04.0190987.33 **Report Date:** 12/09/22

SAMPLE RESULTS

Lab ID: L2262273-03 Date Collected: 11/01/22 14:40

Client ID: TRY_M-7 Date Received: 11/04/22

Sample Location: TROY, NH Field Prep: Not Specified

Sample Depth:

Matrix: Water

Parameter	Result	Qualifier	Units	RL	MDL	Dilution Factor	Date Prepared	Date Analyzed	Prep Method	Analytical Method	Analyst
Total Metals - Mansfield Lab											
Manganese, Total	0.03168		mg/l	0.00100	--	1	11/09/22 10:33	11/17/22 16:16	EPA 3005A	1,6020B	EGW

Project Name: TROY MILLS LANDFILL SUPERFUND
Lab Number: L2262273
Project Number: 04.0190987.33
Report Date: 12/09/22

SAMPLE RESULTS

Lab ID: L2262273-05
Client ID: TRY_MW-701
Sample Location: TROY, NH

Date Collected: 11/01/22 12:10
Date Received: 11/04/22
Field Prep: Not Specified

Sample Depth:
Matrix: Water

Parameter	Result	Qualifier	Units	RL	MDL	Dilution Factor	Date Prepared	Date Analyzed	Prep Method	Analytical Method	Analyst
Total Metals - Mansfield Lab											
Manganese, Total	0.01209		mg/l	0.00100	--	1	11/09/22 10:33	11/17/22 17:15	EPA 3005A	1,6020B	EGW

Project Name: TROY MILLS LANDFILL SUPERFUND
Lab Number: L2262273
Project Number: 04.0190987.33
Report Date: 12/09/22

SAMPLE RESULTS

Lab ID: L2262273-06
Client ID: TRY_MW-508X
Sample Location: TROY, NH

Date Collected: 11/01/22 14:25
Date Received: 11/04/22
Field Prep: Not Specified

Sample Depth:
Matrix: Water

Parameter	Result	Qualifier	Units	RL	MDL	Dilution Factor	Date Prepared	Date Analyzed	Prep Method	Analytical Method	Analyst
Total Metals - Mansfield Lab											
Manganese, Total	0.01544		mg/l	0.00100	--	1	11/09/22 10:33	11/17/22 17:20	EPA 3005A	1,6020B	EGW

Project Name: TROY MILLS LANDFILL SUPERFUND **Lab Number:** L2262273

Project Number: 04.0190987.33 **Report Date:** 12/09/22

Method Blank Analysis
Batch Quality Control

Parameter	Result	Qualifier	Units	RL	MDL	Dilution Factor	Date Prepared	Date Analyzed	Analytical Method	Analyst
Total Metals - Mansfield Lab for sample(s): 02-03,05-06 Batch: WG1709097-1										
Manganese, Total	ND		mg/l	0.00100	--	1	11/09/22 10:33	11/17/22 16:40	1,6020B	EGW

Prep Information

Digestion Method: EPA 3005A

Lab Control Sample Analysis

Batch Quality Control

Project Name: TROY MILLS LANDFILL SUPERFUND

Project Number: 04.0190987.33

Lab Number: L2262273

Report Date: 12/09/22

Parameter	LCS %Recovery	Qual	LCSD %Recovery	Qual	%Recovery Limits	RPD	Qual	RPD Limits
Total Metals - Mansfield Lab Associated sample(s): 02-03,05-06 Batch: WG1709097-2								
Manganese, Total	94		-		80-120	-		

Matrix Spike Analysis
Batch Quality Control

Project Name: TROY MILLS LANDFILL SUPERFUND
Project Number: 04.0190987.33

Lab Number: L2262273
Report Date: 12/09/22

Parameter	Native Sample	MS Added	MS Found	MS %Recovery	Qual	MSD Found	MSD %Recovery	Qual	Recovery Limits	RPD	Qual	RPD Limits
Total Metals - Mansfield Lab Associated sample(s): 02-03,05-06 QC Batch ID: WG1709097-3 QC Sample: L2261626-01 Client ID: MS Sample												
Manganese, Total	0.00226	0.5	0.4651	92		-	-		75-125	-		20

Lab Duplicate Analysis

Batch Quality Control

Project Name: TROY MILLS LANDFILL SUPERFUND

Project Number: 04.0190987.33

Lab Number: L2262273

Report Date: 12/09/22

Parameter	Native Sample	Duplicate Sample	Units	RPD	Qual	RPD Limits
Total Metals - Mansfield Lab Associated sample(s): 02-03,05-06 QC Batch ID: WG1709097-4 QC Sample: L2261626-01 Client ID: DUP Sample						
Manganese, Total	0.00226	0.00221	mg/l	2		20

Project Name: TROY MILLS LANDFILL SUPERFUND
Project Number: 04.0190987.33

Lab Number: L2262273
Report Date: 12/09/22

Sample Receipt and Container Information

Were project specific reporting limits specified? YES

Cooler Information

Cooler	Custody Seal
A	Absent

Container Information

Container ID	Container Type	Cooler	Initial pH	Final pH	Temp deg C	Pres	Seal	Frozen Date/Time	Analysis(*)
L2262273-01A	Vial HCl preserved	A	NA		5.2	Y	Absent		8260-NH(14)
L2262273-01B	Vial HCl preserved	A	NA		5.2	Y	Absent		8260-NH(14)
L2262273-02A	Vial HCl preserved	A	NA		5.2	Y	Absent		8260-NH(14)
L2262273-02B	Vial HCl preserved	A	NA		5.2	Y	Absent		8260-NH(14)
L2262273-02C	Vial HCl preserved	A	NA		5.2	Y	Absent		8260-NH(14)
L2262273-02D	Plastic 250ml HNO3 preserved	A	<2	<2	5.2	Y	Absent		MN-6020T(180)
L2262273-02E	Amber 250ml unpreserved	A	7	7	5.2	Y	Absent		8270TCL-LVI(7),8270TCL-SIM-LVI(7)
L2262273-02F	Amber 250ml unpreserved	A	7	7	5.2	Y	Absent		8270TCL-LVI(7),8270TCL-SIM-LVI(7)
L2262273-02G	Amber 250ml unpreserved	A	7	7	5.2	Y	Absent		A2-14-DIOXANESIM-PPB(7)
L2262273-02H	Amber 250ml unpreserved	A	7	7	5.2	Y	Absent		A2-14-DIOXANESIM-PPB(7)
L2262273-03A	Vial HCl preserved	A	NA		5.2	Y	Absent		8260-NH(14)
L2262273-03B	Vial HCl preserved	A	NA		5.2	Y	Absent		8260-NH(14)
L2262273-03C	Vial HCl preserved	A	NA		5.2	Y	Absent		8260-NH(14)
L2262273-03D	Plastic 250ml HNO3 preserved	A	<2	<2	5.2	Y	Absent		MN-6020T(180)
L2262273-03E	Amber 250ml unpreserved	A	7	7	5.2	Y	Absent		8270TCL-LVI(7),8270TCL-SIM-LVI(7)
L2262273-03F	Amber 250ml unpreserved	A	7	7	5.2	Y	Absent		8270TCL-LVI(7),8270TCL-SIM-LVI(7)
L2262273-03G	Amber 250ml unpreserved	A	7	7	5.2	Y	Absent		A2-14-DIOXANESIM-PPB(7)
L2262273-03H	Amber 250ml unpreserved	A	7	7	5.2	Y	Absent		A2-14-DIOXANESIM-PPB(7)
L2262273-04A	Amber 250ml unpreserved	A	7	7	5.2	Y	Absent		A2-14-DIOXANESIM-PPB(7)
L2262273-04B	Amber 250ml unpreserved	A	7	7	5.2	Y	Absent		ARCHIVE()
L2262273-05A	Vial HCl preserved	A	NA		5.2	Y	Absent		8260-NH(14)
L2262273-05B	Vial HCl preserved	A	NA		5.2	Y	Absent		8260-NH(14)
L2262273-05C	Vial HCl preserved	A	NA		5.2	Y	Absent		8260-NH(14)

*Values in parentheses indicate holding time in days

Project Name: TROY MILLS LANDFILL SUPERFUND
Project Number: 04.0190987.33

Lab Number: L2262273
Report Date: 12/09/22

Container Information

Container ID	Container Type	Cooler	Initial pH	Final pH	Temp deg C	Pres	Seal	Frozen Date/Time	Analysis(*)
L2262273-05D	Plastic 250ml HNO3 preserved	A	<2	<2	5.2	Y	Absent		MN-6020T(180)
L2262273-05E	Amber 250ml unpreserved	A	7	7	5.2	Y	Absent		8270TCL-LVI(7),8270TCL-SIM-LVI(7)
L2262273-05F	Amber 250ml unpreserved	A	7	7	5.2	Y	Absent		8270TCL-LVI(7),8270TCL-SIM-LVI(7)
L2262273-05G	Amber 250ml unpreserved	A	7	7	5.2	Y	Absent		A2-14-DIOXANESIM-PPB(7)
L2262273-05H	Amber 250ml unpreserved	A	7	7	5.2	Y	Absent		A2-14-DIOXANESIM-PPB(7)
L2262273-06A	Vial HCl preserved	A	NA		5.2	Y	Absent		8260-NH(14)
L2262273-06B	Vial HCl preserved	A	NA		5.2	Y	Absent		8260-NH(14)
L2262273-06C	Vial HCl preserved	A	NA		5.2	Y	Absent		8260-NH(14)
L2262273-06D	Plastic 250ml HNO3 preserved	A	<2	<2	5.2	Y	Absent		MN-6020T(180)
L2262273-06E	Amber 250ml unpreserved	A	7	7	5.2	Y	Absent		8270TCL-LVI(7),8270TCL-SIM-LVI(7)
L2262273-06F	Amber 250ml unpreserved	A	7	7	5.2	Y	Absent		8270TCL-LVI(7),8270TCL-SIM-LVI(7)
L2262273-06G	Amber 250ml unpreserved	A	7	7	5.2	Y	Absent		A2-14-DIOXANESIM-PPB(7)
L2262273-06H	Amber 250ml unpreserved	A	7	7	5.2	Y	Absent		A2-14-DIOXANESIM-PPB(7)

*Values in parentheses indicate holding time in days

Project Name:	TROY MILLS LANDFILL SUPERFUND	**Lab Number:**	L2262273
Project Number:	04.0190987.33	**Report Date:**	12/09/22

GLOSSARY

Acronyms

DL	- Detection Limit: This value represents the level to which target analyte concentrations are reported as estimated values, when those target analyte concentrations are quantified below the limit of quantitation (LOQ). The DL includes any adjustments from dilutions, concentrations or moisture content, where applicable. (DoD report formats only.)
EDL	- Estimated Detection Limit: This value represents the level to which target analyte concentrations are reported as estimated values, when those target analyte concentrations are quantified below the reporting limit (RL). The EDL includes any adjustments from dilutions, concentrations or moisture content, where applicable. The use of EDLs is specific to the analysis of PAHs using Solid-Phase Microextraction (SPME).
EMPC	- Estimated Maximum Possible Concentration: The concentration that results from the signal present at the retention time of an analyte when the ions meet all of the identification criteria except the ion abundance ratio criteria. An EMPC is a worst-case estimate of the concentration.
EPA	- Environmental Protection Agency.
LCS	- Laboratory Control Sample: A sample matrix, free from the analytes of interest, spiked with verified known amounts of analytes or a material containing known and verified amounts of analytes.
LCSD	- Laboratory Control Sample Duplicate: Refer to LCS.
LFB	- Laboratory Fortified Blank: A sample matrix, free from the analytes of interest, spiked with verified known amounts of analytes or a material containing known and verified amounts of analytes.
LOD	- Limit of Detection: This value represents the level to which a target analyte can reliably be detected for a specific analyte in a specific matrix by a specific method. The LOD includes any adjustments from dilutions, concentrations or moisture content, where applicable. (DoD report formats only.)
LOQ	- Limit of Quantitation: The value at which an instrument can accurately measure an analyte at a specific concentration. The LOQ includes any adjustments from dilutions, concentrations or moisture content, where applicable. (DoD report formats only.) Limit of Quantitation: The value at which an instrument can accurately measure an analyte at a specific concentration. The LOQ includes any adjustments from dilutions, concentrations or moisture content, where applicable. (DoD report formats only.)
MDL	- Method Detection Limit: This value represents the level to which target analyte concentrations are reported as estimated values, when those target analyte concentrations are quantified below the reporting limit (RL). The MDL includes any adjustments from dilutions, concentrations or moisture content, where applicable.
MS	- Matrix Spike Sample: A sample prepared by adding a known mass of target analyte to a specified amount of matrix sample for which an independent estimate of target analyte concentration is available. For Method 332.0, the spike recovery is calculated using the native concentration, including estimated values.
MSD	- Matrix Spike Sample Duplicate: Refer to MS.
NA	- Not Applicable.
NC	- Not Calculated: Term is utilized when one or more of the results utilized in the calculation are non-detect at the parameter's reporting unit.
NDPA/DPA	- N-Nitrosodiphenylamine/Diphenylamine.
NI	- Not Ignitable.
NP	- Non-Plastic: Term is utilized for the analysis of Atterberg Limits in soil.
NR	- No Results: Term is utilized when 'No Target Compounds Requested' is reported for the analysis of Volatile or Semivolatile Organic TIC only requests.
RL	- Reporting Limit: The value at which an instrument can accurately measure an analyte at a specific concentration. The RL includes any adjustments from dilutions, concentrations or moisture content, where applicable.
RPD	- Relative Percent Difference: The results from matrix and/or matrix spike duplicates are primarily designed to assess the precision of analytical results in a given matrix and are expressed as relative percent difference (RPD). Values which are less than five times the reporting limit for any individual parameter are evaluated by utilizing the absolute difference between the values; although the RPD value will be provided in the report.
SRM	- Standard Reference Material: A reference sample of a known or certified value that is of the same or similar matrix as the associated field samples.
STLP	- Semi-dynamic Tank Leaching Procedure per EPA Method 1315.
TEF	- Toxic Equivalency Factors: The values assigned to each dioxin and furan to evaluate their toxicity relative to 2,3,7,8-TCDD.
TEQ	- Toxic Equivalent: The measure of a sample's toxicity derived by multiplying each dioxin and furan by its corresponding TEF and then summing the resulting values.
TIC	- Tentatively Identified Compound: A compound that has been identified to be present and is not part of the target compound list (TCL) for the method and/or program. All TICs are qualitatively identified and reported as estimated concentrations.

Report Format: Data Usability Report

Project Name:	TROY MILLS LANDFILL SUPERFUND	**Lab Number:**	L2262273
Project Number:	04.0190987.33	**Report Date:**	12/09/22

Footnotes

1 - The reference for this analyte should be considered modified since this analyte is absent from the target analyte list of the original method.

Terms

Analytical Method: Both the document from which the method originates and the analytical reference method. (Example: EPA 8260B is shown as 1,8260B.) The codes for the reference method documents are provided in the References section of the Addendum.

Chlordane: The target compound Chlordane (CAS No. 57-74-9) is reported for GC ECD analyses. Per EPA,this compound "refers to a mixture of chlordane isomers, other chlorinated hydrocarbons and numerous other components." (Reference: USEPA Toxicological Review of Chlordane, In Support of Summary Information on the Integrated Risk Information System (IRIS), December 1997.)

Difference: With respect to Total Oxidizable Precursor (TOP) Assay analysis, the difference is defined as the Post-Treatment value minus the Pre-Treatment value.

Final pH: As it pertains to Sample Receipt & Container Information section of the report, Final pH reflects pH of container determined after adjustment at the laboratory, if applicable. If no adjustment required, value reflects Initial pH.

Frozen Date/Time: With respect to Volatile Organics in soil, Frozen Date/Time reflects the date/time at which associated Reagent Water-preserved vials were initially frozen. Note: If frozen date/time is beyond 48 hours from sample collection, value will be reflected in 'bold'.

Gasoline Range Organics (GRO): Gasoline Range Organics (GRO) results include all chromatographic peaks eluting from Methyl tert butyl ether through Naphthalene, with the exception of GRO analysis in support of State of Ohio programs, which includes all chromatographic peaks eluting from Hexane through Dodecane.

Initial pH: As it pertains to Sample Receipt & Container Information section of the report, Initial pH reflects pH of container determined upon receipt, if applicable.

PAH Total: With respect to Alkylated PAH analyses, the 'PAHs, Total' result is defined as the summation of results for all or a subset of the following compounds: Naphthalene, C1-C4 Naphthalenes, 2-Methylnaphthalene, 1-Methylnaphthalene, Biphenyl, Acenaphthylene, Acenaphthene, Fluorene, C1-C3 Fluorenes, Phenanthrene, C1-C4 Phenanthrenes/Anthracenes, Anthracene, Fluoranthene, Pyrene, C1-C4 Fluoranthenes/Pyrenes, Benz(a)anthracene, Chrysene, C1-C4 Chrysenes, Benzo(b)fluoranthene, Benzo(j)+(k)fluoranthene, Benzo(e)pyrene, Benzo(a)pyrene, Perylene, Indeno(1,2,3-cd)pyrene, Dibenz(ah)+(ac)anthracene, Benzo(g,h,i)perylene. If a 'Total' result is requested, the results of its individual components will also be reported.

PFAS Total: With respect to PFAS analyses, the 'PFAS, Total (5)' result is defined as the summation of results for: PFHpA, PFHxS, PFOA, PFNA and PFOS. In addition, the 'PFAS, Total (6)' result is defined as the summation of results for: PFHpA, PFHxS, PFOA, PFNA, PFDA and PFOS. For MassDEP DW compliance analysis only, the 'PFAS, Total (6)' result is defined as the summation of results at or above the RL. Note: If a 'Total' result is requested, the results of its individual components will also be reported.

Total: With respect to Organic analyses, a 'Total' result is defined as the summation of results for individual isomers or Aroclors. If a 'Total' result is requested, the results of its individual components will also be reported. This is applicable to 'Total' results for methods 8260, 8081 and 8082.

Data Qualifiers

A - Spectra identified as "Aldol Condensates" are byproducts of the extraction/concentration procedures when acetone is introduced in the process.

B - The analyte was detected above the reporting limit in the associated method blank. Flag only applies to associated field samples that have detectable concentrations of the analyte at less than ten times (10x) the concentration found in the blank. For MCP-related projects, flag only applies to associated field samples that have detectable concentrations of the analyte at less than ten times (10x) the concentration found in the blank. For DOD-related projects, flag only applies to associated field samples that have detectable concentrations of the analyte at less than ten times (10x) the concentration found in the blank AND the analyte was detected above one-half the reporting limit (or above the reporting limit for common lab contaminants) in the associated method blank. For NJ-Air-related projects, flag only applies to associated field samples that have detectable concentrations of the analyte above the reporting limit. For NJ-related projects (excluding Air), flag only applies to associated field samples that have detectable concentrations of the analyte, which was detected above the reporting limit in the associated method blank or above five times the reporting limit for common lab contaminants (Phthalates, Acetone, Methylene Chloride, 2-Butanone).

C - Co-elution: The target analyte co-elutes with a known lab standard (i.e. surrogate, internal standards, etc.) for co-extracted analyses.

D - Concentration of analyte was quantified from diluted analysis. Flag only applies to field samples that have detectable concentrations of the analyte.

E - Concentration of analyte exceeds the range of the calibration curve and/or linear range of the instrument.

F - The ratio of quantifier ion response to qualifier ion response falls outside of the laboratory criteria. Results are considered to be an estimated maximum concentration.

G - The concentration may be biased high due to matrix interferences (i.e, co-elution) with non-target compound(s). The result should be considered estimated.

H - The analysis of pH was performed beyond the regulatory-required holding time of 15 minutes from the time of sample collection.

I - The lower value for the two columns has been reported due to obvious interference.

J - Estimated value. This represents an estimated concentration for Tentatively Identified Compounds (TICs).

M - Reporting Limit (RL) exceeds the MCP CAM Reporting Limit for this analyte.

Report Format: Data Usability Report

Project Name:	TROY MILLS LANDFILL SUPERFUND	**Lab Number:**	L2262273
Project Number:	04.0190987.33	**Report Date:**	12/09/22

Data Qualifiers

ND - Not detected at the reporting limit (RL) for the sample.

NJ - Presumptive evidence of compound. This represents an estimated concentration for Tentatively Identified Compounds (TICs), where the identification is based on a mass spectral library search.

P - The RPD between the results for the two columns exceeds the method-specified criteria.

Q - The quality control sample exceeds the associated acceptance criteria. For DOD-related projects, LCS and/or Continuing Calibration Standard exceedences are also qualified on all associated sample results. Note: This flag is not applicable for matrix spike recoveries when the sample concentration is greater than 4x the spike added or for batch duplicate RPD when the sample concentrations are less than 5x the RL. (Metals only.)

R - Analytical results are from sample re-analysis.

RE - Analytical results are from sample re-extraction.

S - Analytical results are from modified screening analysis.

V - The surrogate associated with this target analyte has a recovery outside the QC acceptance limits. (Applicable to MassDEP DW Compliance samples only.)

Z - The batch matrix spike and/or duplicate associated with this target analyte has a recovery/RPD outside the QC acceptance limits. (Applicable to MassDEP DW Compliance samples only.)

Project Name:	TROY MILLS LANDFILL SUPERFUND	**Lab Number:**	L2262273
Project Number:	04.0190987.33	**Report Date:**	12/09/22

REFERENCES

1 Test Methods for Evaluating Solid Waste: Physical/Chemical Methods. EPA SW-846. Third Edition. Updates I - VI, 2018.

LIMITATION OF LIABILITIES

Alpha Analytical performs services with reasonable care and diligence normal to the analytical testing laboratory industry. In the event of an error, the sole and exclusive responsibility of Alpha Analytical shall be to re-perform the work at it's own expense. In no event shall Alpha Analytical be held liable for any incidental, consequential or special damages, including but not limited to, damages in any way connected with the use of, interpretation of, information or analysis provided by Alpha Analytical.

We strongly urge our clients to comply with EPA protocol regarding sample volume, preservation, cooling, containers, sampling procedures, holding time and splitting of samples in the field.

Certification Information

The following analytes are not included in our Primary NELAP Scope of Accreditation:

Westborough Facility
EPA 624/624.1: m/p-xylene, o-xylene, Naphthalene
EPA 625/625.1: alpha-Terpineol
EPA 8260C/8260D: NPW: 1,2,4,5-Tetramethylbenzene; 4-Ethyltoluene, Azobenzene; SCM: Iodomethane (methyl iodide), 1,2,4,5-Tetramethylbenzene; 4-Ethyltoluene.
EPA 8270D/8270E: NPW: Dimethylnaphthalene,1,4-Diphenylhydrazine, alpha-Terpineol; SCM: Dimethylnaphthalene,1,4-Diphenylhydrazine.
SM4500: NPW: Amenable Cyanide; SCM: Total Phosphorus, TKN, NO2, NO3.

Mansfield Facility
SM 2540D: TSS
EPA 8082A: NPW: PCB: 1, 5, 31, 87,101, 110, 141, 151, 153, 180, 183, 187.
EPA TO-15: Halothane, 2,4,4-Trimethyl-2-pentene, 2,4,4-Trimethyl-1-pentene, Thiophene, 2-Methylthiophene, 3-Methylthiophene, 2-Ethylthiophene, 1,2,3-Trimethylbenzene, Indan, Indene, 1,2,4,5-Tetramethylbenzene, Benzothiophene, 1-Methylnaphthalene.
Biological Tissue Matrix: EPA 3050B

The following analytes are included in our Massachusetts DEP Scope of Accreditation

Westborough Facility:

Drinking Water
EPA 300.0: Chloride, Nitrate-N, Fluoride, Sulfate; **EPA 353.2**: Nitrate-N, Nitrite-N; **SM4500NO3-F**: Nitrate-N, Nitrite-N; **SM4500F-C, SM4500CN-CE, EPA 180.1, SM2130B, SM4500Cl-D, SM2320B, SM2540C, SM4500H-B, SM4500NO2-B**
EPA 332: Perchlorate; **EPA 524.2:** THMs and VOCs; **EPA 504.1:** EDB, DBCP.
Microbiology: **SM9215B; SM9223-P/A, SM9223B-Colilert-QT,SM9222D**.

Non-Potable Water
SM4500H,B, EPA 120.1, SM2510B, SM2540C, SM2320B, SM4500CL-E, SM4500F-BC, SM4500NH3-BH: Ammonia-N and Kjeldahl-N, **EPA 350.1**: Ammonia-N, **LACHAT 10-107-06-1-B**: Ammonia-N, **EPA 351.1, SM4500NO3-F, EPA 353.2**: Nitrate-N**, SM4500P-E, SM4500P-B, E, SM4500SO4-E, SM5220D, EPA 410.4, SM5210B, SM5310C, SM4500CL-D, EPA 1664, EPA 420.1, SM4500-CN-CE, SM2540D, EPA 300: Chloride, Sulfate, Nitrate.**
EPA 624.1: Volatile Halocarbons & Aromatics,
EPA 608.3: Chlordane, Toxaphene, Aldrin, alpha-BHC, beta-BHC, gamma-BHC, delta-BHC, Dieldrin, DDD, DDE, DDT, Endosulfan I, Endosulfan II, Endosulfan sulfate, Endrin, Endrin Aldehyde, Heptachlor, Heptachlor Epoxide, PCBs
EPA 625.1: SVOC (Acid/Base/Neutral Extractables), **EPA 600/4-81-045**: PCB-Oil.
Microbiology: **SM9223B-Colilert-QT; Enterolert-QT, SM9221E, EPA 1600, EPA 1603, SM9222D.**

Mansfield Facility:

Drinking Water
EPA 200.7: Al, Ba, Cd, Cr, Cu, Fe, Mn, Ni, Na, Ag, Ca, Zn. **EPA 200.8:** Al, Sb, As, Ba, Be, Cd, Cr, Cu, Pb, Mn, Ni, Se, Ag, TL, Zn. **EPA 245.1** Hg.
EPA 522, EPA 537.1.

Non-Potable Water
EPA 200.7: Al, Sb, As, Be, Cd, Ca, Cr, Co, Cu, Fe, Pb, Mg, Mn, Mo, Ni, K, Se, Ag, Na, Sr, TL, Ti, V, Zn.
EPA 200.8: Al, Sb**,** As, Be, Cd, Cr, Cu, Fe, Pb, Mn, Ni, K, Se, Ag, Na, TL, Zn.
EPA 245.1 Hg.
SM2340B

For a complete listing of analytes and methods, please contact your Alpha Project Manager.

CHAIN OF CUSTODY

PAGE 1 OF 1

Date Rec'd in Lab: 11/4/22

ALPHA Job #: L2262273

Westborough, MA
TEL: 508-898-9220
FAX: 508-898-9193

Mansfield, MA
TEL: 508-822-9300
FAX: 508-822-3288

Client Information

Client: NHDES
Address: 29 Hazen Drive
Concord, NH 03302
Phone: 603-271-3649
Fax:
Email: see comments

☐ These samples have been Previously analyzed by Alpha

Project Information

Project Name: Troy Mills Landfill Superfund
Project Location: Troy, NH
Project #: 04.0190987.33
Project Manager: Michael Summerlin
ALPHA Quote #: Contract #1081921

Turn-Around Time

☒ Standard ☐ Rush (ONLY IF PRE-APPROVED)

Due Date: Time:

Report Information Data Deliverables

☐ FAX ☒ EMAIL
☒ ADEx ☐ Add'l Deliverables

Billing Information

☒ Same as Client info PO #: 2589-00 "T"

Regulatory Requirements/Report Limits

State/Fed Program	Criteria
NHDES	Sampling and Analysis Plan limits

Other Project Specific Requirements/Comments/Detection Limits:

michael.d.summerlinjr@des.nh.gov. Please also email login receipts and lab reports to megan.murphy@gza.com and katherine.mcdonald@gza.com. Please provide excel files formatted for upload to the NHDES EMD and for GZA EQuIS upload.
Temperature Blank included in cooler.

ANALYSIS

SAMPLE HANDLING
Filtration
☐ Done
☒ Not Needed
☐ Lab to do
Preservation
☐ Lab to do
(Please specify below)

Please check appropriate boxes below

ALPHA Lab ID (Lab Use Only)	Sample ID	Collection Date	Collection Time	Sample Matrix	Sampler's Initials	VOCs 8260 NHDES List	SVOCs (Acid/base/neutrals)	1,4-Dioxane	Total Metals (Mn)	Hardness								Sample Specific Comments	TOTAL # BOTTLES
L2273-01	TRIP BLANK	11/01/22	09:00	AQ	ED	✔	~~✔~~	~~✔~~	~~✔~~										2
-02	TRY_M-7D	11/01/22	12:45	GW	EF	✔	✔	✔	✔										8
-03	TRY_M-7	11/01/22	14:40	GW	EF	✔	✔	✔	✔										8
-04	TRY_M-7 DUP	11/01/22	14:40	GW	EF	~~✔~~	~~✔~~	✔	~~✔~~										~~8~~ 2
-05	TRY_MW-701	11/01/22	12:10	GW	ED	✔	✔	✔	✔										8
-06	TRY_MW-508X	11/01/22	14:25	Gw	ED	✔	✔	✔	✔										8

Edits to reflect phone conversation with Alpha Labs on 11/8/22. - MM 12/9/22

Container Type	V	A	A	P	P	-	-	-	-	-	-	-
Preservative	B	A	A	C	C	-	-	-	-	-	-	-

Relinquished By:	Date/Time	Received By:	Date/Time
[illegible]	11/4/22 1655	Tom Hassell AAL	11/4/22 16:55
Tom Hassell AAL	11/4/22 20:30	[illegible]	11/4 2034

Please print clearly, legibly and completely. Samples can not be logged in and turnaround time clock will not start until any ambiguities are resolved. All samples submitted are subject to Alpha's Payment Terms.

FORM NO: 01-01(I-NJ)
Rev. 9-JAN-13

CHAIN OF CUSTODY

PAGE 1 OF 1

Date Rec'd in Lab: 11/4/22

ALPHA Job #: L2262273

Westborough, MA
TEL: 508-898-9220
FAX: 508-898-9193

Mansfield, MA
TEL: 508-822-9300
FAX: 508-822-3288

Client Information

Client: NHDES
Address: 29 Hazen Drive
Concord, NH 03302
Phone: 603-271-3649
Fax:
Email: see comments

☐ These samples have been Previously analyzed by Alpha

Project Information

Project Name: Troy Mills Landfill Superfund
Project Location: Troy, NH
Project #: 04.0190987.33
Project Manager: Michael Summerlin
ALPHA Quote #: Contract #1081921

Turn-Around Time

☒ Standard ☐ Rush (ONLY IF PRE-APPROVED)

Due Date: Time:

Report Information Data Deliverables

☐ FAX ☒ EMAIL
☒ ADEx ☐ Add'l Deliverables

Billing Information

☒ Same as Client info PO #: 2589-00 "T"

Regulatory Requirements/Report Limits

State/Fed Program	Criteria
NHDES	Sampling and Analysis Plan limits

Other Project Specific Requirements/Comments/Detection Limits:

michael.d.summerlinjr@des.nh.gov. Please also email login receipts and lab reports to megan.murphy@gza.com and katherine.mcdonald@gza.com. Please provide excel files formatted for upload to the NHDES EMD and for GZA EQuiS upload.
Temperature Blank included in cooler.

ANALYSIS

SAMPLE HANDLING
Filtration
☐ Done
☒ Not Needed
☐ Lab to do
Preservation
☐ Lab to do
(Please specify below)

Please check appropriate boxes below

ALPHA Lab ID (Lab Use Only)	Sample ID	Collection Date	Collection Time	Sample Matrix	Sampler's Initials	VOCs 8260 NHDES List	SVOCs (Acid/base/neutrals)	1,4-Dioxane	Total Metals (Mn)	Hardness								Sample Specific Comments	TOTAL # BOTTLES
L2273-01	TRIP BLANK	11/01/22	09:00	AQ	ED	✔	✔	✔	✔										2
-02	TRY_M-7D	11/01/22	12:45	GW	EF	✔	✔	✔	✔										8
-03	TRY_M-7	11/01/22	14:40	GW	EF	✔	✔	✔	✔										8
-04	TRY_M-7 DUP	11/01/22	14:40	GW	EF	✔	✔	✔	✔										8
-05	TRY_MW-701	11/01/22	12:10	GW	ED	✔	✔	✔	✔										8
-06	TRY_MW-508X	11/01/22	14:25	Gw	ED	✔	✔	✔	✔										8

Container Type	-V	-A	-A	-P	-P	-	-	-	-	-	-	-
Preservative	-B	-A	-A	-C	-C	-	-	-	-	-	-	-

Relinquished By:	Date/Time	Received By:	Date/Time
[illegible]	11/4/22 1655	Tom Hassell AAL	11/4/22 16:55
Tom Hassell AAL	11/4/22 20:30	[illegible]	11/4 2034

Please print clearly, legibly and completely. Samples can not be logged in and turnaround time clock will not start until any ambiguities are resolved. All samples submitted are subject to Alpha's Payment Terms.

FORM NO: 01-01(I-NJ)
Rev. 9-JAN-13

ANALYTICAL REPORT

Lab Number:	L2262278
Client:	GZA GeoEnvironmental, Inc. / NHDES PO Box 95 29 Hazen Drive Concord, NH 03302-0095
ATTN:	Michael Summerlin
Phone:	(603) 271-3649
Project Name:	TROY MILLS LANDFILL SUPERFUND
Project Number:	04.0190987.33
Report Date:	11/18/22

The original project report/data package is held by Alpha Analytical. This report/data package is paginated and should be reproduced only in its entirety. Alpha Analytical holds no responsibility for results and/or data that are not consistent with the original.

Certifications & Approvals: MA (M-MA086), NH NELAP (2064), CT (PH-0574), IL (200077), ME (MA00086), MD (348), NJ (MA935), NY (11148), NC (25700/666), PA (68-03671), RI (LAO00065), TX (T104704476), VT (VT-0935), VA (460195), USDA (Permit #P330-17-00196).

Eight Walkup Drive, Westborough, MA 01581-1019
508-898-9220 (Fax) 508-898-9193 800-624-9220 - www.alphalab.com

Project Name: TROY MILLS LANDFILL SUPERFUND
Project Number: 04.0190987.33

Lab Number: L2262278
Report Date: 11/18/22

Alpha Sample ID	Client ID	Matrix	Sample Location	Collection Date/Time	Receive Date
L2262278-01	TRIP BLANK	WATER	TROY, NH	11/04/22 08:00	11/04/22
L2262278-02	TRY_MW-801	WATER	TROY, NH	11/04/22 10:40	11/04/22
L2262278-03	TRY_MW-802	WATER	TROY, NH	11/04/22 12:05	11/04/22
L2262278-04	TRY_MW-105S	WATER	TROY, NH	11/04/22 12:00	11/04/22
L2262278-05	TRY_MW-105D	WATER	TROY, NH	11/04/22 10:40	11/04/22

Project Name:	TROY MILLS LANDFILL SUPERFUND	**Lab Number:**	L2262278
Project Number:	04.0190987.33	**Report Date:**	11/18/22

Case Narrative

The samples were received in accordance with the Chain of Custody and no significant deviations were encountered during the preparation or analysis unless otherwise noted. Sample Receipt, Container Information, and the Chain of Custody are located at the back of the report.

Results contained within this report relate only to the samples submitted under this Alpha Lab Number and meet NELAP requirements for all NELAP accredited parameters unless otherwise noted in the following narrative. The data presented in this report is organized by parameter (i.e. VOC, SVOC, etc.). Sample specific Quality Control data (i.e. Surrogate Spike Recovery) is reported at the end of the target analyte list for each individual sample, followed by the Laboratory Batch Quality Control at the end of each parameter. Tentatively Identified Compounds (TICs), if requested, are reported for compounds identified to be present and are not part of the method/program Target Compound List, even if only a subset of the TCL are being reported. If a sample was re-analyzed or re-extracted due to a required quality control corrective action and if both sets of data are reported, the Laboratory ID of the re-analysis or re-extraction is designated with an "R" or "RE", respectively.

When multiple Batch Quality Control elements are reported (e.g. more than one LCS), the associated samples for each element are noted in the grey shaded header line of each data table. Any Laboratory Batch, Sample Specific % recovery or RPD value that is outside the listed Acceptance Criteria is bolded in the report. In reference to questions H (CAM) or 4 (RCP) when "NO" is checked, the performance criteria for CAM and RCP methods allow for some quality control failures to occur and still be within method compliance. In these instances, the specific failure is not narrated but noted in the associated QC Outlier Summary Report, located directly after the Case Narrative. QC information is also incorporated in the Data Usability Assessment table (Format 11) of our Data Merger tool, where it can be reviewed in conjunction with the sample result, associated regulatory criteria and any associated data usability implications.

Soil/sediments, solids and tissues are reported on a dry weight basis unless otherwise noted. Definitions of all data qualifiers and acronyms used in this report are provided in the Glossary located at the back of the report.

HOLD POLICY - For samples submitted on hold, Alpha's policy is to hold samples (with the exception of Air canisters) free of charge for 21 calendar days from the date the project is completed. After 21 calendar days, we will dispose of all samples submitted including those put on hold unless you have contacted your Alpha Project Manager and made arrangements for Alpha to continue to hold the samples. Air canisters will be disposed after 3 business days from the date the project is completed.

Please contact Project Management at 800-624-9220 with any questions.

Project Name:	TROY MILLS LANDFILL SUPERFUND	**Lab Number:**	L2262278
Project Number:	04.0190987.33	**Report Date:**	11/18/22

Case Narrative (continued)

Sample Receipt

The samples were received at the laboratory below the required temperature range. The samples were transported to the laboratory in a cooler with ice and were not received frozen.

Semivolatile Organics

The WG1709249-2/-3 LCS/LCSD recoveries, associated with L2262278-02 through -05, are below the acceptance criteria for benzidine (3%/8%); however, it has been identified as a "difficult" analyte. The results of the associated samples are reported.

I, the undersigned, attest under the pains and penalties of perjury that, to the best of my knowledge and belief and based upon my personal inquiry of those responsible for providing the information contained in this analytical report, such information is accurate and complete. This certificate of analysis is not complete unless this page accompanies any and all pages of this report.

Authorized Signature: Tiffani Morrissey - Tiffani Morrissey

Title: Technical Director/Representative Date: 11/18/22

ORGANICS

VOLATILES

Project Name: TROY MILLS LANDFILL SUPERFUND **Lab Number:** L2262278

Project Number: 04.0190987.33 **Report Date:** 11/18/22

SAMPLE RESULTS

Lab ID: L2262278-01
Client ID: TRIP BLANK
Sample Location: TROY, NH

Date Collected: 11/04/22 08:00
Date Received: 11/04/22
Field Prep: Not Specified

Sample Depth:
Matrix: Water
Analytical Method: 1,8260D
Analytical Date: 11/14/22 08:18
Analyst: PID

Parameter	Result	Qualifier	Units	RL	MDL	Dilution Factor
Volatile Organics by GC/MS - Westborough Lab						
Methylene chloride	ND		ug/l	3.0	--	1
1,1-Dichloroethane	ND		ug/l	0.75	--	1
Chloroform	ND		ug/l	0.75	--	1
Carbon tetrachloride	ND		ug/l	0.50	--	1
1,2-Dichloropropane	ND		ug/l	1.8	--	1
Dibromochloromethane	ND		ug/l	0.50	--	1
1,1,2-Trichloroethane	ND		ug/l	0.75	--	1
Tetrachloroethene	ND		ug/l	0.50	--	1
Chlorobenzene	ND		ug/l	0.50	--	1
Trichlorofluoromethane	ND		ug/l	2.5	--	1
1,2-Dichloroethane	ND		ug/l	0.50	--	1
1,1,1-Trichloroethane	ND		ug/l	0.50	--	1
Bromodichloromethane	ND		ug/l	0.50	--	1
trans-1,3-Dichloropropene	ND		ug/l	0.50	--	1
cis-1,3-Dichloropropene	ND		ug/l	0.50	--	1
1,3-Dichloropropene, Total	ND		ug/l	0.50	--	1
1,1-Dichloropropene	ND		ug/l	2.5	--	1
Bromoform	ND		ug/l	2.0	--	1
1,1,2,2-Tetrachloroethane	ND		ug/l	0.50	--	1
Benzene	ND		ug/l	0.50	--	1
Toluene	ND		ug/l	0.75	--	1
Ethylbenzene	ND		ug/l	0.50	--	1
Chloromethane	ND		ug/l	2.5	--	1
Bromomethane	ND		ug/l	1.0	--	1
Vinyl chloride	ND		ug/l	1.0	--	1
Chloroethane	ND		ug/l	1.0	--	1
1,1-Dichloroethene	ND		ug/l	0.50	--	1
trans-1,2-Dichloroethene	ND		ug/l	0.75	--	1

Project Name: TROY MILLS LANDFILL SUPERFUND **Lab Number:** L2262278

Project Number: 04.0190987.33 **Report Date:** 11/18/22

SAMPLE RESULTS

Lab ID: L2262278-01 Date Collected: 11/04/22 08:00

Client ID: TRIP BLANK Date Received: 11/04/22

Sample Location: TROY, NH Field Prep: Not Specified

Sample Depth:

Parameter	Result	Qualifier	Units	RL	MDL	Dilution Factor
Volatile Organics by GC/MS - Westborough Lab						
1,2-Dichloroethene, Total	ND		ug/l	0.50	--	1
Trichloroethene	ND		ug/l	0.50	--	1
1,2-Dichlorobenzene	ND		ug/l	2.5	--	1
1,3-Dichlorobenzene	ND		ug/l	2.5	--	1
1,4-Dichlorobenzene	ND		ug/l	2.5	--	1
Methyl tert butyl ether	ND		ug/l	1.0	--	1
p/m-Xylene	ND		ug/l	1.0	--	1
o-Xylene	ND		ug/l	1.0	--	1
Xylenes, Total	ND		ug/l	1.0	--	1
cis-1,2-Dichloroethene	ND		ug/l	0.50	--	1
Dibromomethane	ND		ug/l	5.0	--	1
1,2,3-Trichloropropane	ND		ug/l	5.0	--	1
Styrene	ND		ug/l	1.0	--	1
Dichlorodifluoromethane	ND		ug/l	5.0	--	1
Acetone	ND		ug/l	5.0	--	1
Carbon disulfide	ND		ug/l	5.0	--	1
2-Butanone	ND		ug/l	5.0	--	1
4-Methyl-2-pentanone	ND		ug/l	5.0	--	1
2-Hexanone	ND		ug/l	5.0	--	1
Bromochloromethane	ND		ug/l	2.5	--	1
Tetrahydrofuran	ND		ug/l	5.0	--	1
2,2-Dichloropropane	ND		ug/l	2.5	--	1
1,2-Dibromoethane	ND		ug/l	2.0	--	1
1,1,1,2-Tetrachloroethane	ND		ug/l	0.50	--	1
Bromobenzene	ND		ug/l	2.5	--	1
n-Butylbenzene	ND		ug/l	0.50	--	1
sec-Butylbenzene	ND		ug/l	0.50	--	1
tert-Butylbenzene	ND		ug/l	2.5	--	1
o-Chlorotoluene	ND		ug/l	2.5	--	1
p-Chlorotoluene	ND		ug/l	2.5	--	1
1,2-Dibromo-3-chloropropane	ND		ug/l	2.5	--	1
Hexachlorobutadiene	ND		ug/l	0.50	--	1
Isopropylbenzene	ND		ug/l	0.50	--	1
p-Isopropyltoluene	ND		ug/l	0.50	--	1
Naphthalene	ND		ug/l	2.5	--	1
n-Propylbenzene	ND		ug/l	0.50	--	1
1,2,3-Trichlorobenzene	ND		ug/l	2.5	--	1

Project Name: TROY MILLS LANDFILL SUPERFUND **Lab Number:** L2262278

Project Number: 04.0190987.33 **Report Date:** 11/18/22

SAMPLE RESULTS

Lab ID: L2262278-01 Date Collected: 11/04/22 08:00

Client ID: TRIP BLANK Date Received: 11/04/22

Sample Location: TROY, NH Field Prep: Not Specified

Sample Depth:

Parameter	Result	Qualifier	Units	RL	MDL	Dilution Factor
Volatile Organics by GC/MS - Westborough Lab						
1,2,4-Trichlorobenzene	ND		ug/l	2.5	--	1
1,3,5-Trimethylbenzene	ND		ug/l	2.5	--	1
1,3,5-Trichlorobenzene	ND		ug/l	2.0	--	1
1,2,4-Trimethylbenzene	ND		ug/l	2.5	--	1
Ethyl ether	ND		ug/l	2.5	--	1
Isopropyl Ether	ND		ug/l	2.0	--	1
Tert-Butyl Alcohol	ND		ug/l	10	--	1
Ethyl-Tert-Butyl-Ether	ND		ug/l	2.0	--	1
Tertiary-Amyl Methyl Ether	ND		ug/l	2.0	--	1
1,4-Dioxane	ND		ug/l	250	--	1

Surrogate	% Recovery	Qualifier	Acceptance Criteria
1,2-Dichloroethane-d4	95		70-130
Toluene-d8	98		70-130
4-Bromofluorobenzene	95		70-130
Dibromofluoromethane	104		70-130

Project Name: TROY MILLS LANDFILL SUPERFUND **Lab Number:** L2262278

Project Number: 04.0190987.33 **Report Date:** 11/18/22

SAMPLE RESULTS

Lab ID: L2262278-02
Client ID: TRY_MW-801
Sample Location: TROY, NH

Date Collected: 11/04/22 10:40
Date Received: 11/04/22
Field Prep: Not Specified

Sample Depth:
Matrix: Water
Analytical Method: 1,8260D
Analytical Date: 11/14/22 12:19
Analyst: PID

Parameter	Result	Qualifier	Units	RL	MDL	Dilution Factor
Volatile Organics by GC/MS - Westborough Lab						
Methylene chloride	ND		ug/l	3.0	--	1
1,1-Dichloroethane	ND		ug/l	0.75	--	1
Chloroform	ND		ug/l	0.75	--	1
Carbon tetrachloride	ND		ug/l	0.50	--	1
1,2-Dichloropropane	ND		ug/l	1.8	--	1
Dibromochloromethane	ND		ug/l	0.50	--	1
1,1,2-Trichloroethane	ND		ug/l	0.75	--	1
Tetrachloroethene	ND		ug/l	0.50	--	1
Chlorobenzene	ND		ug/l	0.50	--	1
Trichlorofluoromethane	ND		ug/l	2.5	--	1
1,2-Dichloroethane	ND		ug/l	0.50	--	1
1,1,1-Trichloroethane	ND		ug/l	0.50	--	1
Bromodichloromethane	ND		ug/l	0.50	--	1
trans-1,3-Dichloropropene	ND		ug/l	0.50	--	1
cis-1,3-Dichloropropene	ND		ug/l	0.50	--	1
1,3-Dichloropropene, Total	ND		ug/l	0.50	--	1
1,1-Dichloropropene	ND		ug/l	2.5	--	1
Bromoform	ND		ug/l	2.0	--	1
1,1,2,2-Tetrachloroethane	ND		ug/l	0.50	--	1
Benzene	ND		ug/l	0.50	--	1
Toluene	ND		ug/l	0.75	--	1
Ethylbenzene	ND		ug/l	0.50	--	1
Chloromethane	ND		ug/l	2.5	--	1
Bromomethane	ND		ug/l	1.0	--	1
Vinyl chloride	ND		ug/l	1.0	--	1
Chloroethane	ND		ug/l	1.0	--	1
1,1-Dichloroethene	ND		ug/l	0.50	--	1
trans-1,2-Dichloroethene	ND		ug/l	0.75	--	1

Project Name: TROY MILLS LANDFILL SUPERFUND **Lab Number:** L2262278

Project Number: 04.0190987.33 **Report Date:** 11/18/22

SAMPLE RESULTS

Lab ID: L2262278-02 Date Collected: 11/04/22 10:40

Client ID: TRY_MW-801 Date Received: 11/04/22

Sample Location: TROY, NH Field Prep: Not Specified

Sample Depth:

Parameter	Result	Qualifier	Units	RL	MDL	Dilution Factor
Volatile Organics by GC/MS - Westborough Lab						
1,2-Dichloroethene, Total	ND		ug/l	0.50	--	1
Trichloroethene	ND		ug/l	0.50	--	1
1,2-Dichlorobenzene	ND		ug/l	2.5	--	1
1,3-Dichlorobenzene	ND		ug/l	2.5	--	1
1,4-Dichlorobenzene	ND		ug/l	2.5	--	1
Methyl tert butyl ether	ND		ug/l	1.0	--	1
p/m-Xylene	ND		ug/l	1.0	--	1
o-Xylene	ND		ug/l	1.0	--	1
Xylenes, Total	ND		ug/l	1.0	--	1
cis-1,2-Dichloroethene	ND		ug/l	0.50	--	1
Dibromomethane	ND		ug/l	5.0	--	1
1,2,3-Trichloropropane	ND		ug/l	5.0	--	1
Styrene	ND		ug/l	1.0	--	1
Dichlorodifluoromethane	ND		ug/l	5.0	--	1
Acetone	ND		ug/l	5.0	--	1
Carbon disulfide	ND		ug/l	5.0	--	1
2-Butanone	ND		ug/l	5.0	--	1
4-Methyl-2-pentanone	ND		ug/l	5.0	--	1
2-Hexanone	ND		ug/l	5.0	--	1
Bromochloromethane	ND		ug/l	2.5	--	1
Tetrahydrofuran	ND		ug/l	5.0	--	1
2,2-Dichloropropane	ND		ug/l	2.5	--	1
1,2-Dibromoethane	ND		ug/l	2.0	--	1
1,1,1,2-Tetrachloroethane	ND		ug/l	0.50	--	1
Bromobenzene	ND		ug/l	2.5	--	1
n-Butylbenzene	ND		ug/l	0.50	--	1
sec-Butylbenzene	3.0		ug/l	0.50	--	1
tert-Butylbenzene	ND		ug/l	2.5	--	1
o-Chlorotoluene	ND		ug/l	2.5	--	1
p-Chlorotoluene	ND		ug/l	2.5	--	1
1,2-Dibromo-3-chloropropane	ND		ug/l	2.5	--	1
Hexachlorobutadiene	ND		ug/l	0.50	--	1
Isopropylbenzene	ND		ug/l	0.50	--	1
p-Isopropyltoluene	ND		ug/l	0.50	--	1
Naphthalene	ND		ug/l	2.5	--	1
n-Propylbenzene	ND		ug/l	0.50	--	1
1,2,3-Trichlorobenzene	ND		ug/l	2.5	--	1

Project Name: TROY MILLS LANDFILL SUPERFUND **Lab Number:** L2262278

Project Number: 04.0190987.33 **Report Date:** 11/18/22

SAMPLE RESULTS

Lab ID: L2262278-02 Date Collected: 11/04/22 10:40

Client ID: TRY_MW-801 Date Received: 11/04/22

Sample Location: TROY, NH Field Prep: Not Specified

Sample Depth:

Parameter	Result	Qualifier	Units	RL	MDL	Dilution Factor
Volatile Organics by GC/MS - Westborough Lab						
1,2,4-Trichlorobenzene	ND		ug/l	2.5	--	1
1,3,5-Trimethylbenzene	ND		ug/l	2.5	--	1
1,3,5-Trichlorobenzene	ND		ug/l	2.0	--	1
1,2,4-Trimethylbenzene	ND		ug/l	2.5	--	1
Ethyl ether	ND		ug/l	2.5	--	1
Isopropyl Ether	ND		ug/l	2.0	--	1
Tert-Butyl Alcohol	ND		ug/l	10	--	1
Ethyl-Tert-Butyl-Ether	ND		ug/l	2.0	--	1
Tertiary-Amyl Methyl Ether	ND		ug/l	2.0	--	1
1,4-Dioxane	ND		ug/l	250	--	1

Surrogate	% Recovery	Qualifier	Acceptance Criteria
1,2-Dichloroethane-d4	104		70-130
Toluene-d8	101		70-130
4-Bromofluorobenzene	98		70-130
Dibromofluoromethane	101		70-130

Project Name: TROY MILLS LANDFILL SUPERFUND **Lab Number:** L2262278

Project Number: 04.0190987.33 **Report Date:** 11/18/22

SAMPLE RESULTS

Lab ID: L2262278-03
Client ID: TRY_MW-802
Sample Location: TROY, NH

Date Collected: 11/04/22 12:05
Date Received: 11/04/22
Field Prep: Not Specified

Sample Depth:
Matrix: Water
Analytical Method: 1,8260D
Analytical Date: 11/14/22 12:39
Analyst: PID

Parameter	Result	Qualifier	Units	RL	MDL	Dilution Factor
Volatile Organics by GC/MS - Westborough Lab						
Methylene chloride	ND		ug/l	3.0	--	1
1,1-Dichloroethane	ND		ug/l	0.75	--	1
Chloroform	ND		ug/l	0.75	--	1
Carbon tetrachloride	ND		ug/l	0.50	--	1
1,2-Dichloropropane	ND		ug/l	1.8	--	1
Dibromochloromethane	ND		ug/l	0.50	--	1
1,1,2-Trichloroethane	ND		ug/l	0.75	--	1
Tetrachloroethene	ND		ug/l	0.50	--	1
Chlorobenzene	ND		ug/l	0.50	--	1
Trichlorofluoromethane	ND		ug/l	2.5	--	1
1,2-Dichloroethane	ND		ug/l	0.50	--	1
1,1,1-Trichloroethane	ND		ug/l	0.50	--	1
Bromodichloromethane	ND		ug/l	0.50	--	1
trans-1,3-Dichloropropene	ND		ug/l	0.50	--	1
cis-1,3-Dichloropropene	ND		ug/l	0.50	--	1
1,3-Dichloropropene, Total	ND		ug/l	0.50	--	1
1,1-Dichloropropene	ND		ug/l	2.5	--	1
Bromoform	ND		ug/l	2.0	--	1
1,1,2,2-Tetrachloroethane	ND		ug/l	0.50	--	1
Benzene	ND		ug/l	0.50	--	1
Toluene	ND		ug/l	0.75	--	1
Ethylbenzene	ND		ug/l	0.50	--	1
Chloromethane	ND		ug/l	2.5	--	1
Bromomethane	ND		ug/l	1.0	--	1
Vinyl chloride	ND		ug/l	1.0	--	1
Chloroethane	3.3		ug/l	1.0	--	1
1,1-Dichloroethene	ND		ug/l	0.50	--	1
trans-1,2-Dichloroethene	ND		ug/l	0.75	--	1

Project Name: TROY MILLS LANDFILL SUPERFUND **Lab Number:** L2262278

Project Number: 04.0190987.33 **Report Date:** 11/18/22

SAMPLE RESULTS

Lab ID: L2262278-03 Date Collected: 11/04/22 12:05

Client ID: TRY_MW-802 Date Received: 11/04/22

Sample Location: TROY, NH Field Prep: Not Specified

Sample Depth:

Parameter	Result	Qualifier	Units	RL	MDL	Dilution Factor
Volatile Organics by GC/MS - Westborough Lab						
1,2-Dichloroethene, Total	ND		ug/l	0.50	--	1
Trichloroethene	ND		ug/l	0.50	--	1
1,2-Dichlorobenzene	ND		ug/l	2.5	--	1
1,3-Dichlorobenzene	ND		ug/l	2.5	--	1
1,4-Dichlorobenzene	ND		ug/l	2.5	--	1
Methyl tert butyl ether	ND		ug/l	1.0	--	1
p/m-Xylene	ND		ug/l	1.0	--	1
o-Xylene	ND		ug/l	1.0	--	1
Xylenes, Total	ND		ug/l	1.0	--	1
cis-1,2-Dichloroethene	ND		ug/l	0.50	--	1
Dibromomethane	ND		ug/l	5.0	--	1
1,2,3-Trichloropropane	ND		ug/l	5.0	--	1
Styrene	ND		ug/l	1.0	--	1
Dichlorodifluoromethane	ND		ug/l	5.0	--	1
Acetone	ND		ug/l	5.0	--	1
Carbon disulfide	ND		ug/l	5.0	--	1
2-Butanone	ND		ug/l	5.0	--	1
4-Methyl-2-pentanone	ND		ug/l	5.0	--	1
2-Hexanone	ND		ug/l	5.0	--	1
Bromochloromethane	ND		ug/l	2.5	--	1
Tetrahydrofuran	ND		ug/l	5.0	--	1
2,2-Dichloropropane	ND		ug/l	2.5	--	1
1,2-Dibromoethane	ND		ug/l	2.0	--	1
1,1,1,2-Tetrachloroethane	ND		ug/l	0.50	--	1
Bromobenzene	ND		ug/l	2.5	--	1
n-Butylbenzene	ND		ug/l	0.50	--	1
sec-Butylbenzene	0.98		ug/l	0.50	--	1
tert-Butylbenzene	ND		ug/l	2.5	--	1
o-Chlorotoluene	ND		ug/l	2.5	--	1
p-Chlorotoluene	ND		ug/l	2.5	--	1
1,2-Dibromo-3-chloropropane	ND		ug/l	2.5	--	1
Hexachlorobutadiene	ND		ug/l	0.50	--	1
Isopropylbenzene	ND		ug/l	0.50	--	1
p-Isopropyltoluene	ND		ug/l	0.50	--	1
Naphthalene	ND		ug/l	2.5	--	1
n-Propylbenzene	ND		ug/l	0.50	--	1
1,2,3-Trichlorobenzene	ND		ug/l	2.5	--	1

Project Name: TROY MILLS LANDFILL SUPERFUND **Lab Number:** L2262278

Project Number: 04.0190987.33 **Report Date:** 11/18/22

SAMPLE RESULTS

Lab ID: L2262278-03 Date Collected: 11/04/22 12:05

Client ID: TRY_MW-802 Date Received: 11/04/22

Sample Location: TROY, NH Field Prep: Not Specified

Sample Depth:

Parameter	Result	Qualifier	Units	RL	MDL	Dilution Factor
Volatile Organics by GC/MS - Westborough Lab						
1,2,4-Trichlorobenzene	ND		ug/l	2.5	--	1
1,3,5-Trimethylbenzene	ND		ug/l	2.5	--	1
1,3,5-Trichlorobenzene	ND		ug/l	2.0	--	1
1,2,4-Trimethylbenzene	ND		ug/l	2.5	--	1
Ethyl ether	ND		ug/l	2.5	--	1
Isopropyl Ether	ND		ug/l	2.0	--	1
Tert-Butyl Alcohol	ND		ug/l	10	--	1
Ethyl-Tert-Butyl-Ether	ND		ug/l	2.0	--	1
Tertiary-Amyl Methyl Ether	ND		ug/l	2.0	--	1
1,4-Dioxane	ND		ug/l	250	--	1

Surrogate	% Recovery	Qualifier	Acceptance Criteria
1,2-Dichloroethane-d4	105		70-130
Toluene-d8	99		70-130
4-Bromofluorobenzene	95		70-130
Dibromofluoromethane	105		70-130

Project Name: TROY MILLS LANDFILL SUPERFUND **Lab Number:** L2262278

Project Number: 04.0190987.33 **Report Date:** 11/18/22

SAMPLE RESULTS

Lab ID: L2262278-04
Client ID: TRY_MW-105S
Sample Location: TROY, NH

Date Collected: 11/04/22 12:00
Date Received: 11/04/22
Field Prep: Not Specified

Sample Depth:
Matrix: Water
Analytical Method: 1,8260D
Analytical Date: 11/14/22 12:59
Analyst: PID

Parameter	Result	Qualifier	Units	RL	MDL	Dilution Factor
Volatile Organics by GC/MS - Westborough Lab						
Methylene chloride	ND		ug/l	3.0	--	1
1,1-Dichloroethane	ND		ug/l	0.75	--	1
Chloroform	ND		ug/l	0.75	--	1
Carbon tetrachloride	ND		ug/l	0.50	--	1
1,2-Dichloropropane	ND		ug/l	1.8	--	1
Dibromochloromethane	ND		ug/l	0.50	--	1
1,1,2-Trichloroethane	ND		ug/l	0.75	--	1
Tetrachloroethene	ND		ug/l	0.50	--	1
Chlorobenzene	ND		ug/l	0.50	--	1
Trichlorofluoromethane	ND		ug/l	2.5	--	1
1,2-Dichloroethane	ND		ug/l	0.50	--	1
1,1,1-Trichloroethane	ND		ug/l	0.50	--	1
Bromodichloromethane	ND		ug/l	0.50	--	1
trans-1,3-Dichloropropene	ND		ug/l	0.50	--	1
cis-1,3-Dichloropropene	ND		ug/l	0.50	--	1
1,3-Dichloropropene, Total	ND		ug/l	0.50	--	1
1,1-Dichloropropene	ND		ug/l	2.5	--	1
Bromoform	ND		ug/l	2.0	--	1
1,1,2,2-Tetrachloroethane	ND		ug/l	0.50	--	1
Benzene	ND		ug/l	0.50	--	1
Toluene	ND		ug/l	0.75	--	1
Ethylbenzene	ND		ug/l	0.50	--	1
Chloromethane	ND		ug/l	2.5	--	1
Bromomethane	ND		ug/l	1.0	--	1
Vinyl chloride	ND		ug/l	1.0	--	1
Chloroethane	ND		ug/l	1.0	--	1
1,1-Dichloroethene	ND		ug/l	0.50	--	1
trans-1,2-Dichloroethene	ND		ug/l	0.75	--	1

Project Name: TROY MILLS LANDFILL SUPERFUND **Lab Number:** L2262278

Project Number: 04.0190987.33 **Report Date:** 11/18/22

SAMPLE RESULTS

Lab ID: L2262278-04 Date Collected: 11/04/22 12:00

Client ID: TRY_MW-105S Date Received: 11/04/22

Sample Location: TROY, NH Field Prep: Not Specified

Sample Depth:

Parameter	Result	Qualifier	Units	RL	MDL	Dilution Factor
Volatile Organics by GC/MS - Westborough Lab						
1,2-Dichloroethene, Total	ND		ug/l	0.50	--	1
Trichloroethene	ND		ug/l	0.50	--	1
1,2-Dichlorobenzene	ND		ug/l	2.5	--	1
1,3-Dichlorobenzene	ND		ug/l	2.5	--	1
1,4-Dichlorobenzene	ND		ug/l	2.5	--	1
Methyl tert butyl ether	ND		ug/l	1.0	--	1
p/m-Xylene	ND		ug/l	1.0	--	1
o-Xylene	ND		ug/l	1.0	--	1
Xylenes, Total	ND		ug/l	1.0	--	1
cis-1,2-Dichloroethene	ND		ug/l	0.50	--	1
Dibromomethane	ND		ug/l	5.0	--	1
1,2,3-Trichloropropane	ND		ug/l	5.0	--	1
Styrene	ND		ug/l	1.0	--	1
Dichlorodifluoromethane	ND		ug/l	5.0	--	1
Acetone	ND		ug/l	5.0	--	1
Carbon disulfide	ND		ug/l	5.0	--	1
2-Butanone	ND		ug/l	5.0	--	1
4-Methyl-2-pentanone	ND		ug/l	5.0	--	1
2-Hexanone	ND		ug/l	5.0	--	1
Bromochloromethane	ND		ug/l	2.5	--	1
Tetrahydrofuran	ND		ug/l	5.0	--	1
2,2-Dichloropropane	ND		ug/l	2.5	--	1
1,2-Dibromoethane	ND		ug/l	2.0	--	1
1,1,1,2-Tetrachloroethane	ND		ug/l	0.50	--	1
Bromobenzene	ND		ug/l	2.5	--	1
n-Butylbenzene	ND		ug/l	0.50	--	1
sec-Butylbenzene	ND		ug/l	0.50	--	1
tert-Butylbenzene	ND		ug/l	2.5	--	1
o-Chlorotoluene	ND		ug/l	2.5	--	1
p-Chlorotoluene	ND		ug/l	2.5	--	1
1,2-Dibromo-3-chloropropane	ND		ug/l	2.5	--	1
Hexachlorobutadiene	ND		ug/l	0.50	--	1
Isopropylbenzene	ND		ug/l	0.50	--	1
p-Isopropyltoluene	ND		ug/l	0.50	--	1
Naphthalene	ND		ug/l	2.5	--	1
n-Propylbenzene	ND		ug/l	0.50	--	1
1,2,3-Trichlorobenzene	ND		ug/l	2.5	--	1

Project Name: TROY MILLS LANDFILL SUPERFUND **Lab Number:** L2262278

Project Number: 04.0190987.33 **Report Date:** 11/18/22

SAMPLE RESULTS

Lab ID: L2262278-04 Date Collected: 11/04/22 12:00

Client ID: TRY_MW-105S Date Received: 11/04/22

Sample Location: TROY, NH Field Prep: Not Specified

Sample Depth:

Parameter	Result	Qualifier	Units	RL	MDL	Dilution Factor
Volatile Organics by GC/MS - Westborough Lab						
1,2,4-Trichlorobenzene	ND		ug/l	2.5	--	1
1,3,5-Trimethylbenzene	ND		ug/l	2.5	--	1
1,3,5-Trichlorobenzene	ND		ug/l	2.0	--	1
1,2,4-Trimethylbenzene	ND		ug/l	2.5	--	1
Ethyl ether	ND		ug/l	2.5	--	1
Isopropyl Ether	ND		ug/l	2.0	--	1
Tert-Butyl Alcohol	ND		ug/l	10	--	1
Ethyl-Tert-Butyl-Ether	ND		ug/l	2.0	--	1
Tertiary-Amyl Methyl Ether	ND		ug/l	2.0	--	1
1,4-Dioxane	ND		ug/l	250	--	1

Surrogate	% Recovery	Qualifier	Acceptance Criteria
1,2-Dichloroethane-d4	106		70-130
Toluene-d8	101		70-130
4-Bromofluorobenzene	97		70-130
Dibromofluoromethane	107		70-130

Project Name: TROY MILLS LANDFILL SUPERFUND **Lab Number:** L2262278

Project Number: 04.0190987.33 **Report Date:** 11/18/22

SAMPLE RESULTS

Lab ID: L2262278-05
Client ID: TRY_MW-105D
Sample Location: TROY, NH

Date Collected: 11/04/22 10:40
Date Received: 11/04/22
Field Prep: Not Specified

Sample Depth:
Matrix: Water
Analytical Method: 1,8260D
Analytical Date: 11/14/22 13:19
Analyst: PID

Parameter	Result	Qualifier	Units	RL	MDL	Dilution Factor
Volatile Organics by GC/MS - Westborough Lab						
Methylene chloride	ND		ug/l	3.0	--	1
1,1-Dichloroethane	ND		ug/l	0.75	--	1
Chloroform	ND		ug/l	0.75	--	1
Carbon tetrachloride	ND		ug/l	0.50	--	1
1,2-Dichloropropane	ND		ug/l	1.8	--	1
Dibromochloromethane	ND		ug/l	0.50	--	1
1,1,2-Trichloroethane	ND		ug/l	0.75	--	1
Tetrachloroethene	ND		ug/l	0.50	--	1
Chlorobenzene	ND		ug/l	0.50	--	1
Trichlorofluoromethane	ND		ug/l	2.5	--	1
1,2-Dichloroethane	ND		ug/l	0.50	--	1
1,1,1-Trichloroethane	ND		ug/l	0.50	--	1
Bromodichloromethane	ND		ug/l	0.50	--	1
trans-1,3-Dichloropropene	ND		ug/l	0.50	--	1
cis-1,3-Dichloropropene	ND		ug/l	0.50	--	1
1,3-Dichloropropene, Total	ND		ug/l	0.50	--	1
1,1-Dichloropropene	ND		ug/l	2.5	--	1
Bromoform	ND		ug/l	2.0	--	1
1,1,2,2-Tetrachloroethane	ND		ug/l	0.50	--	1
Benzene	ND		ug/l	0.50	--	1
Toluene	ND		ug/l	0.75	--	1
Ethylbenzene	ND		ug/l	0.50	--	1
Chloromethane	ND		ug/l	2.5	--	1
Bromomethane	ND		ug/l	1.0	--	1
Vinyl chloride	ND		ug/l	1.0	--	1
Chloroethane	ND		ug/l	1.0	--	1
1,1-Dichloroethene	ND		ug/l	0.50	--	1
trans-1,2-Dichloroethene	ND		ug/l	0.75	--	1

Project Name: TROY MILLS LANDFILL SUPERFUND **Lab Number:** L2262278

Project Number: 04.0190987.33 **Report Date:** 11/18/22

SAMPLE RESULTS

Lab ID: L2262278-05 Date Collected: 11/04/22 10:40

Client ID: TRY_MW-105D Date Received: 11/04/22

Sample Location: TROY, NH Field Prep: Not Specified

Sample Depth:

Parameter	Result	Qualifier	Units	RL	MDL	Dilution Factor
Volatile Organics by GC/MS - Westborough Lab						
1,2-Dichloroethene, Total	ND		ug/l	0.50	--	1
Trichloroethene	ND		ug/l	0.50	--	1
1,2-Dichlorobenzene	ND		ug/l	2.5	--	1
1,3-Dichlorobenzene	ND		ug/l	2.5	--	1
1,4-Dichlorobenzene	ND		ug/l	2.5	--	1
Methyl tert butyl ether	ND		ug/l	1.0	--	1
p/m-Xylene	ND		ug/l	1.0	--	1
o-Xylene	ND		ug/l	1.0	--	1
Xylenes, Total	ND		ug/l	1.0	--	1
cis-1,2-Dichloroethene	ND		ug/l	0.50	--	1
Dibromomethane	ND		ug/l	5.0	--	1
1,2,3-Trichloropropane	ND		ug/l	5.0	--	1
Styrene	ND		ug/l	1.0	--	1
Dichlorodifluoromethane	ND		ug/l	5.0	--	1
Acetone	ND		ug/l	5.0	--	1
Carbon disulfide	ND		ug/l	5.0	--	1
2-Butanone	ND		ug/l	5.0	--	1
4-Methyl-2-pentanone	ND		ug/l	5.0	--	1
2-Hexanone	ND		ug/l	5.0	--	1
Bromochloromethane	ND		ug/l	2.5	--	1
Tetrahydrofuran	ND		ug/l	5.0	--	1
2,2-Dichloropropane	ND		ug/l	2.5	--	1
1,2-Dibromoethane	ND		ug/l	2.0	--	1
1,1,1,2-Tetrachloroethane	ND		ug/l	0.50	--	1
Bromobenzene	ND		ug/l	2.5	--	1
n-Butylbenzene	ND		ug/l	0.50	--	1
sec-Butylbenzene	ND		ug/l	0.50	--	1
tert-Butylbenzene	ND		ug/l	2.5	--	1
o-Chlorotoluene	ND		ug/l	2.5	--	1
p-Chlorotoluene	ND		ug/l	2.5	--	1
1,2-Dibromo-3-chloropropane	ND		ug/l	2.5	--	1
Hexachlorobutadiene	ND		ug/l	0.50	--	1
Isopropylbenzene	ND		ug/l	0.50	--	1
p-Isopropyltoluene	ND		ug/l	0.50	--	1
Naphthalene	ND		ug/l	2.5	--	1
n-Propylbenzene	ND		ug/l	0.50	--	1
1,2,3-Trichlorobenzene	ND		ug/l	2.5	--	1

Project Name: TROY MILLS LANDFILL SUPERFUND **Lab Number:** L2262278

Project Number: 04.0190987.33 **Report Date:** 11/18/22

SAMPLE RESULTS

Lab ID: L2262278-05 Date Collected: 11/04/22 10:40

Client ID: TRY_MW-105D Date Received: 11/04/22

Sample Location: TROY, NH Field Prep: Not Specified

Sample Depth:

Parameter	Result	Qualifier	Units	RL	MDL	Dilution Factor
Volatile Organics by GC/MS - Westborough Lab						
1,2,4-Trichlorobenzene	ND		ug/l	2.5	--	1
1,3,5-Trimethylbenzene	ND		ug/l	2.5	--	1
1,3,5-Trichlorobenzene	ND		ug/l	2.0	--	1
1,2,4-Trimethylbenzene	ND		ug/l	2.5	--	1
Ethyl ether	ND		ug/l	2.5	--	1
Isopropyl Ether	ND		ug/l	2.0	--	1
Tert-Butyl Alcohol	ND		ug/l	10	--	1
Ethyl-Tert-Butyl-Ether	ND		ug/l	2.0	--	1
Tertiary-Amyl Methyl Ether	ND		ug/l	2.0	--	1
1,4-Dioxane	ND		ug/l	250	--	1

Surrogate	% Recovery	Qualifier	Acceptance Criteria
1,2-Dichloroethane-d4	104		70-130
Toluene-d8	100		70-130
4-Bromofluorobenzene	92		70-130
Dibromofluoromethane	106		70-130

Project Name: TROY MILLS LANDFILL SUPERFUND **Lab Number:** L2262278

Project Number: 04.0190987.33 **Report Date:** 11/18/22

Method Blank Analysis
Batch Quality Control

Analytical Method: 1,8260D
Analytical Date: 11/14/22 06:38
Analyst: PID

Parameter	Result	Qualifier	Units	RL	MDL
Volatile Organics by GC/MS - Westborough Lab for sample(s): 01-05 Batch: WG1712554-5					
Methylene chloride	ND		ug/l	3.0	--
1,1-Dichloroethane	ND		ug/l	0.75	--
Chloroform	ND		ug/l	0.75	--
Carbon tetrachloride	ND		ug/l	0.50	--
1,2-Dichloropropane	ND		ug/l	1.8	--
Dibromochloromethane	ND		ug/l	0.50	--
1,1,2-Trichloroethane	ND		ug/l	0.75	--
Tetrachloroethene	ND		ug/l	0.50	--
Chlorobenzene	ND		ug/l	0.50	--
Trichlorofluoromethane	ND		ug/l	2.5	--
1,2-Dichloroethane	ND		ug/l	0.50	--
1,1,1-Trichloroethane	ND		ug/l	0.50	--
Bromodichloromethane	ND		ug/l	0.50	--
trans-1,3-Dichloropropene	ND		ug/l	0.50	--
cis-1,3-Dichloropropene	ND		ug/l	0.50	--
1,3-Dichloropropene, Total	ND		ug/l	0.50	--
1,1-Dichloropropene	ND		ug/l	2.5	--
Bromoform	ND		ug/l	2.0	--
1,1,2,2-Tetrachloroethane	ND		ug/l	0.50	--
Benzene	ND		ug/l	0.50	--
Toluene	ND		ug/l	0.75	--
Ethylbenzene	ND		ug/l	0.50	--
Chloromethane	ND		ug/l	2.5	--
Bromomethane	ND		ug/l	1.0	--
Vinyl chloride	ND		ug/l	1.0	--
Chloroethane	ND		ug/l	1.0	--
1,1-Dichloroethene	ND		ug/l	0.50	--
trans-1,2-Dichloroethene	ND		ug/l	0.75	--
1,2-Dichloroethene, Total	ND		ug/l	0.50	--

Project Name: TROY MILLS LANDFILL SUPERFUND **Lab Number:** L2262278

Project Number: 04.0190987.33 **Report Date:** 11/18/22

Method Blank Analysis
Batch Quality Control

Analytical Method: 1,8260D
Analytical Date: 11/14/22 06:38
Analyst: PID

Parameter	Result	Qualifier	Units	RL	MDL
Volatile Organics by GC/MS - Westborough Lab for sample(s): 01-05 Batch: WG1712554-5					
Trichloroethene	ND		ug/l	0.50	--
1,2-Dichlorobenzene	ND		ug/l	2.5	--
1,3-Dichlorobenzene	ND		ug/l	2.5	--
1,4-Dichlorobenzene	ND		ug/l	2.5	--
Methyl tert butyl ether	ND		ug/l	1.0	--
p/m-Xylene	ND		ug/l	1.0	--
o-Xylene	ND		ug/l	1.0	--
Xylenes, Total	ND		ug/l	1.0	--
cis-1,2-Dichloroethene	ND		ug/l	0.50	--
Dibromomethane	ND		ug/l	5.0	--
1,2,3-Trichloropropane	ND		ug/l	5.0	--
Styrene	ND		ug/l	1.0	--
Dichlorodifluoromethane	ND		ug/l	5.0	--
Acetone	ND		ug/l	5.0	--
Carbon disulfide	ND		ug/l	5.0	--
2-Butanone	ND		ug/l	5.0	--
4-Methyl-2-pentanone	ND		ug/l	5.0	--
2-Hexanone	ND		ug/l	5.0	--
Bromochloromethane	ND		ug/l	2.5	--
Tetrahydrofuran	ND		ug/l	5.0	--
2,2-Dichloropropane	ND		ug/l	2.5	--
1,2-Dibromoethane	ND		ug/l	2.0	--
1,1,1,2-Tetrachloroethane	ND		ug/l	0.50	--
Bromobenzene	ND		ug/l	2.5	--
n-Butylbenzene	ND		ug/l	0.50	--
sec-Butylbenzene	ND		ug/l	0.50	--
tert-Butylbenzene	ND		ug/l	2.5	--
o-Chlorotoluene	ND		ug/l	2.5	--
p-Chlorotoluene	ND		ug/l	2.5	--

Project Name: TROY MILLS LANDFILL SUPERFUND **Lab Number:** L2262278

Project Number: 04.0190987.33 **Report Date:** 11/18/22

Method Blank Analysis
Batch Quality Control

Analytical Method: 1,8260D
Analytical Date: 11/14/22 06:38
Analyst: PID

Parameter	Result	Qualifier	Units	RL	MDL
Volatile Organics by GC/MS - Westborough Lab for sample(s): 01-05 Batch: WG1712554-5					
1,2-Dibromo-3-chloropropane	ND		ug/l	2.5	--
Hexachlorobutadiene	ND		ug/l	0.50	--
Isopropylbenzene	ND		ug/l	0.50	--
p-Isopropyltoluene	ND		ug/l	0.50	--
Naphthalene	ND		ug/l	2.5	--
n-Propylbenzene	ND		ug/l	0.50	--
1,2,3-Trichlorobenzene	ND		ug/l	2.5	--
1,2,4-Trichlorobenzene	ND		ug/l	2.5	--
1,3,5-Trimethylbenzene	ND		ug/l	2.5	--
1,3,5-Trichlorobenzene	ND		ug/l	2.0	--
1,2,4-Trimethylbenzene	ND		ug/l	2.5	--
Ethyl ether	ND		ug/l	2.5	--
Isopropyl Ether	ND		ug/l	2.0	--
Tert-Butyl Alcohol	ND		ug/l	10	--
Ethyl-Tert-Butyl-Ether	ND		ug/l	2.0	--
Tertiary-Amyl Methyl Ether	ND		ug/l	2.0	--
1,4-Dioxane	ND		ug/l	250	--

Surrogate	%Recovery	Qualifier	Acceptance Criteria
1,2-Dichloroethane-d4	105		70-130
Toluene-d8	97		70-130
4-Bromofluorobenzene	96		70-130
Dibromofluoromethane	104		70-130

Lab Control Sample Analysis
Batch Quality Control

Project Name: TROY MILLS LANDFILL SUPERFUND
Project Number: 04.0190987.33

Lab Number: L2262278
Report Date: 11/18/22

Parameter	LCS %Recovery	Qual	LCSD %Recovery	Qual	%Recovery Limits	RPD	Qual	RPD Limits
Volatile Organics by GC/MS - Westborough Lab Associated sample(s): 01-05 Batch: WG1712554-3 WG1712554-4								
Methylene chloride	100		97		70-130	3		20
1,1-Dichloroethane	100		100		70-130	0		20
Chloroform	100		100		70-130	0		20
Carbon tetrachloride	100		99		63-132	1		20
1,2-Dichloropropane	99		98		70-130	1		20
Dibromochloromethane	94		95		63-130	1		20
1,1,2-Trichloroethane	100		100		70-130	0		20
Tetrachloroethene	100		100		70-130	0		20
Chlorobenzene	100		100		75-130	0		25
Trichlorofluoromethane	100		99		62-150	1		20
1,2-Dichloroethane	100		99		70-130	1		20
1,1,1-Trichloroethane	100		100		67-130	0		20
Bromodichloromethane	100		96		67-130	4		20
trans-1,3-Dichloropropene	94		93		70-130	1		20
cis-1,3-Dichloropropene	94		93		70-130	1		20
1,1-Dichloropropene	100		100		70-130	0		20
Bromoform	85		88		54-136	3		20
1,1,2,2-Tetrachloroethane	100		100		67-130	0		20
Benzene	100		100		70-130	0		25
Toluene	99		99		70-130	0		25
Ethylbenzene	100		98		70-130	2		20
Chloromethane	96		93		64-130	3		20
Bromomethane	87		88		39-139	1		20

Lab Control Sample Analysis
Batch Quality Control

Project Name: TROY MILLS LANDFILL SUPERFUND
Project Number: 04.0190987.33

Lab Number: L2262278
Report Date: 11/18/22

Parameter	LCS %Recovery	Qual	LCSD %Recovery	Qual	%Recovery Limits	RPD	Qual	RPD Limits
Volatile Organics by GC/MS - Westborough Lab Associated sample(s): 01-05 Batch: WG1712554-3 WG1712554-4								
Vinyl chloride	110		100		55-140	10		20
Chloroethane	**140**	Q	130		55-138	7		20
1,1-Dichloroethene	98		96		61-145	2		25
trans-1,2-Dichloroethene	110		100		70-130	10		20
Trichloroethene	100		100		70-130	0		25
1,2-Dichlorobenzene	98		98		70-130	0		20
1,3-Dichlorobenzene	99		100		70-130	1		20
1,4-Dichlorobenzene	98		100		70-130	2		20
Methyl tert butyl ether	94		93		63-130	1		20
p/m-Xylene	95		100		70-130	5		20
o-Xylene	95		95		70-130	0		20
cis-1,2-Dichloroethene	100		100		70-130	0		20
Dibromomethane	100		100		70-130	0		20
1,2,3-Trichloropropane	92		96		64-130	4		20
Styrene	95		95		70-130	0		20
Dichlorodifluoromethane	100		100		36-147	0		20
Acetone	100		100		58-148	0		20
Carbon disulfide	98		96		51-130	2		20
2-Butanone	89		94		63-138	5		20
4-Methyl-2-pentanone	88		88		59-130	0		20
2-Hexanone	84		89		57-130	6		20
Bromochloromethane	110		100		70-130	10		20
Tetrahydrofuran	83		82		58-130	1		20

Lab Control Sample Analysis
Batch Quality Control

Project Name: TROY MILLS LANDFILL SUPERFUND
Project Number: 04.0190987.33
Lab Number: L2262278
Report Date: 11/18/22

Parameter	LCS %Recovery	Qual	LCSD %Recovery	Qual	%Recovery Limits	RPD	Qual	RPD Limits
Volatile Organics by GC/MS - Westborough Lab Associated sample(s): 01-05 Batch: WG1712554-3 WG1712554-4								
2,2-Dichloropropane	100		100		63-133	0		20
1,2-Dibromoethane	98		100		70-130	2		20
1,1,1,2-Tetrachloroethane	93		94		64-130	1		20
Bromobenzene	99		98		70-130	1		20
n-Butylbenzene	99		99		53-136	0		20
sec-Butylbenzene	100		100		70-130	0		20
tert-Butylbenzene	98		97		70-130	1		20
o-Chlorotoluene	99		98		70-130	1		20
p-Chlorotoluene	100		99		70-130	1		20
1,2-Dibromo-3-chloropropane	89		90		41-144	1		20
Hexachlorobutadiene	97		98		63-130	1		20
Isopropylbenzene	100		100		70-130	0		20
p-Isopropyltoluene	98		97		70-130	1		20
Naphthalene	96		98		70-130	2		20
n-Propylbenzene	100		100		69-130	0		20
1,2,3-Trichlorobenzene	94		98		70-130	4		20
1,2,4-Trichlorobenzene	100		100		70-130	0		20
1,3,5-Trimethylbenzene	95		96		64-130	1		20
1,3,5-Trichlorobenzene	97		98		70-130	1		20
1,2,4-Trimethylbenzene	96		96		70-130	0		20
Ethyl ether	94		93		59-134	1		20
Isopropyl Ether	94		93		70-130	1		20
Tert-Butyl Alcohol	86		86		70-130	0		20

Lab Control Sample Analysis

Batch Quality Control

Project Name: TROY MILLS LANDFILL SUPERFUND

Project Number: 04.0190987.33

Lab Number: L2262278

Report Date: 11/18/22

Parameter	LCS %Recovery	Qual	LCSD %Recovery	Qual	%Recovery Limits	RPD	Qual	RPD Limits
Volatile Organics by GC/MS - Westborough Lab Associated sample(s): 01-05 Batch: WG1712554-3 WG1712554-4								
Ethyl-Tert-Butyl-Ether	94		93		70-130	1		20
Tertiary-Amyl Methyl Ether	87		88		66-130	1		20
1,4-Dioxane	100		104		56-162	4		20

Surrogate	LCS %Recovery	Qual	LCSD %Recovery	Qual	Acceptance Criteria
1,2-Dichloroethane-d4	100		101		70-130
Toluene-d8	100		101		70-130
4-Bromofluorobenzene	96		98		70-130
Dibromofluoromethane	103		101		70-130

SEMIVOLATILES

Project Name: TROY MILLS LANDFILL SUPERFUND **Lab Number:** L2262278

Project Number: 04.0190987.33 **Report Date:** 11/18/22

SAMPLE RESULTS

Lab ID: L2262278-02
Client ID: TRY_MW-801
Sample Location: TROY, NH

Date Collected: 11/04/22 10:40
Date Received: 11/04/22
Field Prep: Not Specified

Sample Depth:
Matrix: Water
Analytical Method: 1,8270E
Analytical Date: 11/09/22 03:21
Analyst: SZ

Extraction Method: EPA 3510C
Extraction Date: 11/07/22 23:51

Parameter	Result	Qualifier	Units	RL	MDL	Dilution Factor
Semivolatile Organics by GC/MS - Westborough Lab						
Benzidine	ND		ug/l	20	--	1
1,2,4-Trichlorobenzene	ND		ug/l	5.0	--	1
Bis(2-chloroethyl)ether	ND		ug/l	2.0	--	1
1,2-Dichlorobenzene	ND		ug/l	2.0	--	1
1,3-Dichlorobenzene	ND		ug/l	2.0	--	1
1,4-Dichlorobenzene	ND		ug/l	2.0	--	1
3,3'-Dichlorobenzidine	ND		ug/l	5.0	--	1
2,4-Dinitrotoluene	ND		ug/l	5.0	--	1
2,6-Dinitrotoluene	ND		ug/l	5.0	--	1
Azobenzene	ND		ug/l	2.0	--	1
4-Chlorophenyl phenyl ether	ND		ug/l	2.0	--	1
4-Bromophenyl phenyl ether	ND		ug/l	2.0	--	1
Bis(2-chloroisopropyl)ether	ND		ug/l	2.0	--	1
Bis(2-chloroethoxy)methane	ND		ug/l	5.0	--	1
Hexachlorocyclopentadiene	ND		ug/l	20	--	1
Isophorone	ND		ug/l	5.0	--	1
Nitrobenzene	ND		ug/l	2.0	--	1
NDPA/DPA	ND		ug/l	2.0	--	1
n-Nitrosodi-n-propylamine	ND		ug/l	5.0	--	1
Bis(2-ethylhexyl)phthalate	ND		ug/l	3.0	--	1
Butyl benzyl phthalate	ND		ug/l	5.0	--	1
Di-n-butylphthalate	ND		ug/l	5.0	--	1
Di-n-octylphthalate	ND		ug/l	5.0	--	1
Diethyl phthalate	ND		ug/l	5.0	--	1
Dimethyl phthalate	ND		ug/l	5.0	--	1
Biphenyl	ND		ug/l	2.0	--	1
Aniline	ND		ug/l	2.0	--	1
4-Chloroaniline	ND		ug/l	5.0	--	1

Project Name: TROY MILLS LANDFILL SUPERFUND **Lab Number:** L2262278

Project Number: 04.0190987.33 **Report Date:** 11/18/22

SAMPLE RESULTS

Lab ID: L2262278-02 Date Collected: 11/04/22 10:40

Client ID: TRY_MW-801 Date Received: 11/04/22

Sample Location: TROY, NH Field Prep: Not Specified

Sample Depth:

Parameter	Result	Qualifier	Units	RL	MDL	Dilution Factor
Semivolatile Organics by GC/MS - Westborough Lab						
2-Nitroaniline	ND		ug/l	5.0	--	1
3-Nitroaniline	ND		ug/l	5.0	--	1
4-Nitroaniline	ND		ug/l	5.0	--	1
Dibenzofuran	ND		ug/l	2.0	--	1
n-Nitrosodimethylamine	ND		ug/l	2.0	--	1
2,4,6-Trichlorophenol	ND		ug/l	5.0	--	1
p-Chloro-m-cresol	ND		ug/l	2.0	--	1
2-Chlorophenol	ND		ug/l	2.0	--	1
2,4-Dichlorophenol	ND		ug/l	5.0	--	1
2,4-Dimethylphenol	ND		ug/l	5.0	--	1
2-Nitrophenol	ND		ug/l	10	--	1
4-Nitrophenol	ND		ug/l	10	--	1
2,4-Dinitrophenol	ND		ug/l	20	--	1
4,6-Dinitro-o-cresol	ND		ug/l	10	--	1
Phenol	ND		ug/l	5.0	--	1
2-Methylphenol	ND		ug/l	5.0	--	1
3-Methylphenol/4-Methylphenol	ND		ug/l	5.0	--	1
2,4,5-Trichlorophenol	ND		ug/l	5.0	--	1
Benzoic Acid	ND		ug/l	50	--	1
Benzyl Alcohol	ND		ug/l	2.0	--	1
Carbazole	ND		ug/l	2.0	--	1
Pyridine	ND		ug/l	3.5	--	1

Surrogate	% Recovery	Qualifier	Acceptance Criteria
2-Fluorophenol	54		21-120
Phenol-d6	47		10-120
Nitrobenzene-d5	63		23-120
2-Fluorobiphenyl	63		15-120
2,4,6-Tribromophenol	72		10-120
4-Terphenyl-d14	58		41-149

Project Name: TROY MILLS LANDFILL SUPERFUND **Lab Number:** L2262278

Project Number: 04.0190987.33 **Report Date:** 11/18/22

SAMPLE RESULTS

Lab ID: L2262278-02
Client ID: TRY_MW-801
Sample Location: TROY, NH

Date Collected: 11/04/22 10:40
Date Received: 11/04/22
Field Prep: Not Specified

Sample Depth:
Matrix: Water
Analytical Method: 1,8270E-SIM
Analytical Date: 11/11/22 20:39
Analyst: AMV

Extraction Method: EPA 3510C
Extraction Date: 11/10/22 13:38

Parameter	Result	Qualifier	Units	RL	MDL	Dilution Factor
1,4 Dioxane by 8270E-SIM - Mansfield Lab						
1,4-Dioxane	ND		ug/l	0.144	--	1

Surrogate	% Recovery	Qualifier	Acceptance Criteria
1,4-Dioxane-d8	57		15-110

Project Name: TROY MILLS LANDFILL SUPERFUND **Lab Number:** L2262278

Project Number: 04.0190987.33 **Report Date:** 11/18/22

SAMPLE RESULTS

Lab ID: L2262278-02
Client ID: TRY_MW-801
Sample Location: TROY, NH

Date Collected: 11/04/22 10:40
Date Received: 11/04/22
Field Prep: Not Specified

Sample Depth:
Matrix: Water
Analytical Method: 1,8270E-SIM
Analytical Date: 11/14/22 15:43
Analyst: DV

Extraction Method: EPA 3510C
Extraction Date: 11/07/22 23:54

Parameter	Result	Qualifier	Units	RL	MDL	Dilution Factor
Semivolatile Organics by GC/MS-SIM - Westborough Lab						
Acenaphthene	ND		ug/l	0.10	--	1
2-Chloronaphthalene	ND		ug/l	0.20	--	1
Fluoranthene	ND		ug/l	0.10	--	1
Hexachlorobutadiene	ND		ug/l	0.50	--	1
Naphthalene	ND		ug/l	0.10	--	1
Benzo(a)anthracene	ND		ug/l	0.10	--	1
Benzo(a)pyrene	ND		ug/l	0.10	--	1
Benzo(b)fluoranthene	ND		ug/l	0.10	--	1
Benzo(k)fluoranthene	ND		ug/l	0.10	--	1
Chrysene	ND		ug/l	0.10	--	1
Acenaphthylene	ND		ug/l	0.10	--	1
Anthracene	ND		ug/l	0.10	--	1
Benzo(ghi)perylene	ND		ug/l	0.10	--	1
Fluorene	ND		ug/l	0.10	--	1
Phenanthrene	ND		ug/l	0.10	--	1
Dibenzo(a,h)anthracene	ND		ug/l	0.10	--	1
Indeno(1,2,3-cd)pyrene	ND		ug/l	0.10	--	1
Pyrene	ND		ug/l	0.10	--	1
1-Methylnaphthalene	ND		ug/l	0.10	--	1
2-Methylnaphthalene	ND		ug/l	0.10	--	1
Pentachlorophenol	ND		ug/l	0.80	--	1
Hexachlorobenzene	ND		ug/l	0.80	--	1
Hexachloroethane	ND		ug/l	0.80	--	1

Project Name: TROY MILLS LANDFILL SUPERFUND **Lab Number:** L2262278

Project Number: 04.0190987.33 **Report Date:** 11/18/22

SAMPLE RESULTS

Lab ID: L2262278-02 Date Collected: 11/04/22 10:40

Client ID: TRY_MW-801 Date Received: 11/04/22

Sample Location: TROY, NH Field Prep: Not Specified

Sample Depth:

Parameter	Result	Qualifier	Units	RL	MDL	Dilution Factor
Semivolatile Organics by GC/MS-SIM - Westborough Lab						

Surrogate	% Recovery	Qualifier	Acceptance Criteria
2-Fluorophenol	53		21-120
Phenol-d6	53		10-120
Nitrobenzene-d5	104		23-120
2-Fluorobiphenyl	69		15-120
2,4,6-Tribromophenol	89		10-120
4-Terphenyl-d14	72		41-149

Project Name: TROY MILLS LANDFILL SUPERFUND **Lab Number:** L2262278

Project Number: 04.0190987.33 **Report Date:** 11/18/22

SAMPLE RESULTS

Lab ID: L2262278-03
Client ID: TRY_MW-802
Sample Location: TROY, NH

Date Collected: 11/04/22 12:05
Date Received: 11/04/22
Field Prep: Not Specified

Sample Depth:
Matrix: Water
Analytical Method: 1,8270E
Analytical Date: 11/09/22 03:43
Analyst: SZ

Extraction Method: EPA 3510C
Extraction Date: 11/07/22 23:51

Parameter	Result	Qualifier	Units	RL	MDL	Dilution Factor
Semivolatile Organics by GC/MS - Westborough Lab						
Benzidine	ND		ug/l	20	--	1
1,2,4-Trichlorobenzene	ND		ug/l	5.0	--	1
Bis(2-chloroethyl)ether	ND		ug/l	2.0	--	1
1,2-Dichlorobenzene	ND		ug/l	2.0	--	1
1,3-Dichlorobenzene	ND		ug/l	2.0	--	1
1,4-Dichlorobenzene	ND		ug/l	2.0	--	1
3,3'-Dichlorobenzidine	ND		ug/l	5.0	--	1
2,4-Dinitrotoluene	ND		ug/l	5.0	--	1
2,6-Dinitrotoluene	ND		ug/l	5.0	--	1
Azobenzene	ND		ug/l	2.0	--	1
4-Chlorophenyl phenyl ether	ND		ug/l	2.0	--	1
4-Bromophenyl phenyl ether	ND		ug/l	2.0	--	1
Bis(2-chloroisopropyl)ether	ND		ug/l	2.0	--	1
Bis(2-chloroethoxy)methane	ND		ug/l	5.0	--	1
Hexachlorocyclopentadiene	ND		ug/l	20	--	1
Isophorone	ND		ug/l	5.0	--	1
Nitrobenzene	ND		ug/l	2.0	--	1
NDPA/DPA	ND		ug/l	2.0	--	1
n-Nitrosodi-n-propylamine	ND		ug/l	5.0	--	1
Bis(2-ethylhexyl)phthalate	ND		ug/l	3.0	--	1
Butyl benzyl phthalate	ND		ug/l	5.0	--	1
Di-n-butylphthalate	ND		ug/l	5.0	--	1
Di-n-octylphthalate	ND		ug/l	5.0	--	1
Diethyl phthalate	ND		ug/l	5.0	--	1
Dimethyl phthalate	ND		ug/l	5.0	--	1
Biphenyl	ND		ug/l	2.0	--	1
Aniline	ND		ug/l	2.0	--	1
4-Chloroaniline	ND		ug/l	5.0	--	1

Project Name: TROY MILLS LANDFILL SUPERFUND **Lab Number:** L2262278

Project Number: 04.0190987.33 **Report Date:** 11/18/22

SAMPLE RESULTS

Lab ID: L2262278-03 Date Collected: 11/04/22 12:05

Client ID: TRY_MW-802 Date Received: 11/04/22

Sample Location: TROY, NH Field Prep: Not Specified

Sample Depth:

Parameter	Result	Qualifier	Units	RL	MDL	Dilution Factor
Semivolatile Organics by GC/MS - Westborough Lab						
2-Nitroaniline	ND		ug/l	5.0	--	1
3-Nitroaniline	ND		ug/l	5.0	--	1
4-Nitroaniline	ND		ug/l	5.0	--	1
Dibenzofuran	ND		ug/l	2.0	--	1
n-Nitrosodimethylamine	ND		ug/l	2.0	--	1
2,4,6-Trichlorophenol	ND		ug/l	5.0	--	1
p-Chloro-m-cresol	ND		ug/l	2.0	--	1
2-Chlorophenol	ND		ug/l	2.0	--	1
2,4-Dichlorophenol	ND		ug/l	5.0	--	1
2,4-Dimethylphenol	ND		ug/l	5.0	--	1
2-Nitrophenol	ND		ug/l	10	--	1
4-Nitrophenol	ND		ug/l	10	--	1
2,4-Dinitrophenol	ND		ug/l	20	--	1
4,6-Dinitro-o-cresol	ND		ug/l	10	--	1
Phenol	ND		ug/l	5.0	--	1
2-Methylphenol	ND		ug/l	5.0	--	1
3-Methylphenol/4-Methylphenol	ND		ug/l	5.0	--	1
2,4,5-Trichlorophenol	ND		ug/l	5.0	--	1
Benzoic Acid	ND		ug/l	50	--	1
Benzyl Alcohol	ND		ug/l	2.0	--	1
Carbazole	ND		ug/l	2.0	--	1
Pyridine	ND		ug/l	3.5	--	1

Surrogate	% Recovery	Qualifier	Acceptance Criteria
2-Fluorophenol	57		21-120
Phenol-d6	47		10-120
Nitrobenzene-d5	63		23-120
2-Fluorobiphenyl	65		15-120
2,4,6-Tribromophenol	74		10-120
4-Terphenyl-d14	60		41-149

Project Name: TROY MILLS LANDFILL SUPERFUND **Lab Number:** L2262278

Project Number: 04.0190987.33 **Report Date:** 11/18/22

SAMPLE RESULTS

Lab ID: L2262278-03
Client ID: TRY_MW-802
Sample Location: TROY, NH

Date Collected: 11/04/22 12:05
Date Received: 11/04/22
Field Prep: Not Specified

Sample Depth:
Matrix: Water
Analytical Method: 1,8270E-SIM
Analytical Date: 11/11/22 21:06
Analyst: AMV

Extraction Method: EPA 3510C
Extraction Date: 11/10/22 13:38

Parameter	Result	Qualifier	Units	RL	MDL	Dilution Factor
1,4 Dioxane by 8270E-SIM - Mansfield Lab						
1,4-Dioxane	ND		ug/l	0.144	--	1

Surrogate	% Recovery	Qualifier	Acceptance Criteria
1,4-Dioxane-d8	56		15-110

Project Name: TROY MILLS LANDFILL SUPERFUND **Lab Number:** L2262278

Project Number: 04.0190987.33 **Report Date:** 11/18/22

SAMPLE RESULTS

Lab ID: L2262278-03
Client ID: TRY_MW-802
Sample Location: TROY, NH

Date Collected: 11/04/22 12:05
Date Received: 11/04/22
Field Prep: Not Specified

Sample Depth:
Matrix: Water
Analytical Method: 1,8270E-SIM
Analytical Date: 11/14/22 16:00
Analyst: DV

Extraction Method: EPA 3510C
Extraction Date: 11/07/22 23:54

Parameter	Result	Qualifier	Units	RL	MDL	Dilution Factor
Semivolatile Organics by GC/MS-SIM - Westborough Lab						
Acenaphthene	ND		ug/l	0.10	--	1
2-Chloronaphthalene	ND		ug/l	0.20	--	1
Fluoranthene	ND		ug/l	0.10	--	1
Hexachlorobutadiene	ND		ug/l	0.50	--	1
Naphthalene	ND		ug/l	0.10	--	1
Benzo(a)anthracene	ND		ug/l	0.10	--	1
Benzo(a)pyrene	ND		ug/l	0.10	--	1
Benzo(b)fluoranthene	ND		ug/l	0.10	--	1
Benzo(k)fluoranthene	ND		ug/l	0.10	--	1
Chrysene	ND		ug/l	0.10	--	1
Acenaphthylene	ND		ug/l	0.10	--	1
Anthracene	ND		ug/l	0.10	--	1
Benzo(ghi)perylene	ND		ug/l	0.10	--	1
Fluorene	ND		ug/l	0.10	--	1
Phenanthrene	ND		ug/l	0.10	--	1
Dibenzo(a,h)anthracene	ND		ug/l	0.10	--	1
Indeno(1,2,3-cd)pyrene	ND		ug/l	0.10	--	1
Pyrene	ND		ug/l	0.10	--	1
1-Methylnaphthalene	ND		ug/l	0.10	--	1
2-Methylnaphthalene	ND		ug/l	0.10	--	1
Pentachlorophenol	ND		ug/l	0.80	--	1
Hexachlorobenzene	ND		ug/l	0.80	--	1
Hexachloroethane	ND		ug/l	0.80	--	1

Project Name: TROY MILLS LANDFILL SUPERFUND **Lab Number:** L2262278

Project Number: 04.0190987.33 **Report Date:** 11/18/22

SAMPLE RESULTS

Lab ID: L2262278-03 Date Collected: 11/04/22 12:05

Client ID: TRY_MW-802 Date Received: 11/04/22

Sample Location: TROY, NH Field Prep: Not Specified

Sample Depth:

Parameter	Result	Qualifier	Units	RL	MDL	Dilution Factor
Semivolatile Organics by GC/MS-SIM - Westborough Lab						

Surrogate	% Recovery	Qualifier	Acceptance Criteria
2-Fluorophenol	49		21-120
Phenol-d6	53		10-120
Nitrobenzene-d5	107		23-120
2-Fluorobiphenyl	71		15-120
2,4,6-Tribromophenol	82		10-120
4-Terphenyl-d14	76		41-149

Project Name: TROY MILLS LANDFILL SUPERFUND **Lab Number:** L2262278

Project Number: 04.0190987.33 **Report Date:** 11/18/22

SAMPLE RESULTS

Lab ID: L2262278-04
Client ID: TRY_MW-105S
Sample Location: TROY, NH

Date Collected: 11/04/22 12:00
Date Received: 11/04/22
Field Prep: Not Specified

Sample Depth:
Matrix: Water
Analytical Method: 1,8270E
Analytical Date: 11/09/22 04:05
Analyst: SZ

Extraction Method: EPA 3510C
Extraction Date: 11/07/22 23:51

Parameter	Result	Qualifier	Units	RL	MDL	Dilution Factor
Semivolatile Organics by GC/MS - Westborough Lab						
Benzidine	ND		ug/l	20	--	1
1,2,4-Trichlorobenzene	ND		ug/l	5.0	--	1
Bis(2-chloroethyl)ether	ND		ug/l	2.0	--	1
1,2-Dichlorobenzene	ND		ug/l	2.0	--	1
1,3-Dichlorobenzene	ND		ug/l	2.0	--	1
1,4-Dichlorobenzene	ND		ug/l	2.0	--	1
3,3'-Dichlorobenzidine	ND		ug/l	5.0	--	1
2,4-Dinitrotoluene	ND		ug/l	5.0	--	1
2,6-Dinitrotoluene	ND		ug/l	5.0	--	1
Azobenzene	ND		ug/l	2.0	--	1
4-Chlorophenyl phenyl ether	ND		ug/l	2.0	--	1
4-Bromophenyl phenyl ether	ND		ug/l	2.0	--	1
Bis(2-chloroisopropyl)ether	ND		ug/l	2.0	--	1
Bis(2-chloroethoxy)methane	ND		ug/l	5.0	--	1
Hexachlorocyclopentadiene	ND		ug/l	20	--	1
Isophorone	ND		ug/l	5.0	--	1
Nitrobenzene	ND		ug/l	2.0	--	1
NDPA/DPA	ND		ug/l	2.0	--	1
n-Nitrosodi-n-propylamine	ND		ug/l	5.0	--	1
Bis(2-ethylhexyl)phthalate	ND		ug/l	3.0	--	1
Butyl benzyl phthalate	ND		ug/l	5.0	--	1
Di-n-butylphthalate	ND		ug/l	5.0	--	1
Di-n-octylphthalate	ND		ug/l	5.0	--	1
Diethyl phthalate	ND		ug/l	5.0	--	1
Dimethyl phthalate	ND		ug/l	5.0	--	1
Biphenyl	ND		ug/l	2.0	--	1
Aniline	ND		ug/l	2.0	--	1
4-Chloroaniline	ND		ug/l	5.0	--	1

Project Name: TROY MILLS LANDFILL SUPERFUND **Lab Number:** L2262278

Project Number: 04.0190987.33 **Report Date:** 11/18/22

SAMPLE RESULTS

Lab ID: L2262278-04 Date Collected: 11/04/22 12:00

Client ID: TRY_MW-105S Date Received: 11/04/22

Sample Location: TROY, NH Field Prep: Not Specified

Sample Depth:

Parameter	Result	Qualifier	Units	RL	MDL	Dilution Factor
Semivolatile Organics by GC/MS - Westborough Lab						
2-Nitroaniline	ND		ug/l	5.0	--	1
3-Nitroaniline	ND		ug/l	5.0	--	1
4-Nitroaniline	ND		ug/l	5.0	--	1
Dibenzofuran	ND		ug/l	2.0	--	1
n-Nitrosodimethylamine	ND		ug/l	2.0	--	1
2,4,6-Trichlorophenol	ND		ug/l	5.0	--	1
p-Chloro-m-cresol	ND		ug/l	2.0	--	1
2-Chlorophenol	ND		ug/l	2.0	--	1
2,4-Dichlorophenol	ND		ug/l	5.0	--	1
2,4-Dimethylphenol	ND		ug/l	5.0	--	1
2-Nitrophenol	ND		ug/l	10	--	1
4-Nitrophenol	ND		ug/l	10	--	1
2,4-Dinitrophenol	ND		ug/l	20	--	1
4,6-Dinitro-o-cresol	ND		ug/l	10	--	1
Phenol	ND		ug/l	5.0	--	1
2-Methylphenol	ND		ug/l	5.0	--	1
3-Methylphenol/4-Methylphenol	ND		ug/l	5.0	--	1
2,4,5-Trichlorophenol	ND		ug/l	5.0	--	1
Benzoic Acid	ND		ug/l	50	--	1
Benzyl Alcohol	ND		ug/l	2.0	--	1
Carbazole	ND		ug/l	2.0	--	1
Pyridine	ND		ug/l	3.5	--	1

Surrogate	% Recovery	Qualifier	Acceptance Criteria
2-Fluorophenol	60		21-120
Phenol-d6	51		10-120
Nitrobenzene-d5	65		23-120
2-Fluorobiphenyl	66		15-120
2,4,6-Tribromophenol	79		10-120
4-Terphenyl-d14	60		41-149

Project Name: TROY MILLS LANDFILL SUPERFUND **Lab Number:** L2262278

Project Number: 04.0190987.33 **Report Date:** 11/18/22

SAMPLE RESULTS

Lab ID: L2262278-04
Client ID: TRY_MW-105S
Sample Location: TROY, NH

Date Collected: 11/04/22 12:00
Date Received: 11/04/22
Field Prep: Not Specified

Sample Depth:
Matrix: Water
Analytical Method: 1,8270E-SIM
Analytical Date: 11/11/22 21:33
Analyst: AMV

Extraction Method: EPA 3510C
Extraction Date: 11/10/22 13:38

Parameter	Result	Qualifier	Units	RL	MDL	Dilution Factor
1,4 Dioxane by 8270E-SIM - Mansfield Lab						
1,4-Dioxane	ND		ug/l	0.150	--	1

Surrogate	% Recovery	Qualifier	Acceptance Criteria
1,4-Dioxane-d8	61		15-110

Project Name: TROY MILLS LANDFILL SUPERFUND **Lab Number:** L2262278

Project Number: 04.0190987.33 **Report Date:** 11/18/22

SAMPLE RESULTS

Lab ID: L2262278-04
Client ID: TRY_MW-105S
Sample Location: TROY, NH

Date Collected: 11/04/22 12:00
Date Received: 11/04/22
Field Prep: Not Specified

Sample Depth:
Matrix: Water
Analytical Method: 1,8270E-SIM
Analytical Date: 11/14/22 16:16
Analyst: DV

Extraction Method: EPA 3510C
Extraction Date: 11/07/22 23:54

Parameter	Result	Qualifier	Units	RL	MDL	Dilution Factor
Semivolatile Organics by GC/MS-SIM - Westborough Lab						
Acenaphthene	ND		ug/l	0.10	--	1
2-Chloronaphthalene	ND		ug/l	0.20	--	1
Fluoranthene	ND		ug/l	0.10	--	1
Hexachlorobutadiene	ND		ug/l	0.50	--	1
Naphthalene	ND		ug/l	0.10	--	1
Benzo(a)anthracene	ND		ug/l	0.10	--	1
Benzo(a)pyrene	ND		ug/l	0.10	--	1
Benzo(b)fluoranthene	ND		ug/l	0.10	--	1
Benzo(k)fluoranthene	ND		ug/l	0.10	--	1
Chrysene	ND		ug/l	0.10	--	1
Acenaphthylene	ND		ug/l	0.10	--	1
Anthracene	ND		ug/l	0.10	--	1
Benzo(ghi)perylene	ND		ug/l	0.10	--	1
Fluorene	ND		ug/l	0.10	--	1
Phenanthrene	ND		ug/l	0.10	--	1
Dibenzo(a,h)anthracene	ND		ug/l	0.10	--	1
Indeno(1,2,3-cd)pyrene	ND		ug/l	0.10	--	1
Pyrene	ND		ug/l	0.10	--	1
1-Methylnaphthalene	ND		ug/l	0.10	--	1
2-Methylnaphthalene	ND		ug/l	0.10	--	1
Pentachlorophenol	ND		ug/l	0.80	--	1
Hexachlorobenzene	ND		ug/l	0.80	--	1
Hexachloroethane	ND		ug/l	0.80	--	1

Project Name: TROY MILLS LANDFILL SUPERFUND **Lab Number:** L2262278

Project Number: 04.0190987.33 **Report Date:** 11/18/22

SAMPLE RESULTS

Lab ID:	L2262278-04	Date Collected:	11/04/22 12:00
Client ID:	TRY_MW-105S	Date Received:	11/04/22
Sample Location:	TROY, NH	Field Prep:	Not Specified

Sample Depth:

Parameter	Result	Qualifier	Units	RL	MDL	Dilution Factor
Semivolatile Organics by GC/MS-SIM - Westborough Lab						

Surrogate	% Recovery	Qualifier	Acceptance Criteria
2-Fluorophenol	55		21-120
Phenol-d6	54		10-120
Nitrobenzene-d5	110		23-120
2-Fluorobiphenyl	72		15-120
2,4,6-Tribromophenol	84		10-120
4-Terphenyl-d14	74		41-149

Project Name: TROY MILLS LANDFILL SUPERFUND **Lab Number:** L2262278

Project Number: 04.0190987.33 **Report Date:** 11/18/22

SAMPLE RESULTS

Lab ID: L2262278-05
Client ID: TRY_MW-105D
Sample Location: TROY, NH

Date Collected: 11/04/22 10:40
Date Received: 11/04/22
Field Prep: Not Specified

Sample Depth:
Matrix: Water
Analytical Method: 1,8270E
Analytical Date: 11/09/22 04:28
Analyst: SZ

Extraction Method: EPA 3510C
Extraction Date: 11/07/22 23:51

Parameter	Result	Qualifier	Units	RL	MDL	Dilution Factor
Semivolatile Organics by GC/MS - Westborough Lab						
Benzidine	ND		ug/l	20	--	1
1,2,4-Trichlorobenzene	ND		ug/l	5.0	--	1
Bis(2-chloroethyl)ether	ND		ug/l	2.0	--	1
1,2-Dichlorobenzene	ND		ug/l	2.0	--	1
1,3-Dichlorobenzene	ND		ug/l	2.0	--	1
1,4-Dichlorobenzene	ND		ug/l	2.0	--	1
3,3'-Dichlorobenzidine	ND		ug/l	5.0	--	1
2,4-Dinitrotoluene	ND		ug/l	5.0	--	1
2,6-Dinitrotoluene	ND		ug/l	5.0	--	1
Azobenzene	ND		ug/l	2.0	--	1
4-Chlorophenyl phenyl ether	ND		ug/l	2.0	--	1
4-Bromophenyl phenyl ether	ND		ug/l	2.0	--	1
Bis(2-chloroisopropyl)ether	ND		ug/l	2.0	--	1
Bis(2-chloroethoxy)methane	ND		ug/l	5.0	--	1
Hexachlorocyclopentadiene	ND		ug/l	20	--	1
Isophorone	ND		ug/l	5.0	--	1
Nitrobenzene	ND		ug/l	2.0	--	1
NDPA/DPA	ND		ug/l	2.0	--	1
n-Nitrosodi-n-propylamine	ND		ug/l	5.0	--	1
Bis(2-ethylhexyl)phthalate	ND		ug/l	3.0	--	1
Butyl benzyl phthalate	ND		ug/l	5.0	--	1
Di-n-butylphthalate	ND		ug/l	5.0	--	1
Di-n-octylphthalate	ND		ug/l	5.0	--	1
Diethyl phthalate	ND		ug/l	5.0	--	1
Dimethyl phthalate	ND		ug/l	5.0	--	1
Biphenyl	ND		ug/l	2.0	--	1
Aniline	ND		ug/l	2.0	--	1
4-Chloroaniline	ND		ug/l	5.0	--	1

Project Name: TROY MILLS LANDFILL SUPERFUND **Lab Number:** L2262278

Project Number: 04.0190987.33 **Report Date:** 11/18/22

SAMPLE RESULTS

Lab ID: L2262278-05 Date Collected: 11/04/22 10:40

Client ID: TRY_MW-105D Date Received: 11/04/22

Sample Location: TROY, NH Field Prep: Not Specified

Sample Depth:

Parameter	Result	Qualifier	Units	RL	MDL	Dilution Factor
Semivolatile Organics by GC/MS - Westborough Lab						
2-Nitroaniline	ND		ug/l	5.0	--	1
3-Nitroaniline	ND		ug/l	5.0	--	1
4-Nitroaniline	ND		ug/l	5.0	--	1
Dibenzofuran	ND		ug/l	2.0	--	1
n-Nitrosodimethylamine	ND		ug/l	2.0	--	1
2,4,6-Trichlorophenol	ND		ug/l	5.0	--	1
p-Chloro-m-cresol	ND		ug/l	2.0	--	1
2-Chlorophenol	ND		ug/l	2.0	--	1
2,4-Dichlorophenol	ND		ug/l	5.0	--	1
2,4-Dimethylphenol	ND		ug/l	5.0	--	1
2-Nitrophenol	ND		ug/l	10	--	1
4-Nitrophenol	ND		ug/l	10	--	1
2,4-Dinitrophenol	ND		ug/l	20	--	1
4,6-Dinitro-o-cresol	ND		ug/l	10	--	1
Phenol	ND		ug/l	5.0	--	1
2-Methylphenol	ND		ug/l	5.0	--	1
3-Methylphenol/4-Methylphenol	ND		ug/l	5.0	--	1
2,4,5-Trichlorophenol	ND		ug/l	5.0	--	1
Benzoic Acid	ND		ug/l	50	--	1
Benzyl Alcohol	ND		ug/l	2.0	--	1
Carbazole	ND		ug/l	2.0	--	1
Pyridine	ND		ug/l	3.5	--	1

Surrogate	% Recovery	Qualifier	Acceptance Criteria
2-Fluorophenol	54		21-120
Phenol-d6	49		10-120
Nitrobenzene-d5	69		23-120
2-Fluorobiphenyl	66		15-120
2,4,6-Tribromophenol	59		10-120
4-Terphenyl-d14	60		41-149

Project Name: TROY MILLS LANDFILL SUPERFUND
Lab Number: L2262278
Project Number: 04.0190987.33
Report Date: 11/18/22

SAMPLE RESULTS

Lab ID: L2262278-05
Client ID: TRY_MW-105D
Sample Location: TROY, NH

Date Collected: 11/04/22 10:40
Date Received: 11/04/22
Field Prep: Not Specified

Sample Depth:
Matrix: Water
Analytical Method: 1,8270E-SIM
Analytical Date: 11/11/22 22:01
Analyst: AMV

Extraction Method: EPA 3510C
Extraction Date: 11/10/22 13:38

Parameter	Result	Qualifier	Units	RL	MDL	Dilution Factor
1,4 Dioxane by 8270E-SIM - Mansfield Lab						
1,4-Dioxane	ND		ug/l	0.144	--	1

Surrogate	% Recovery	Qualifier	Acceptance Criteria
1,4-Dioxane-d8	59		15-110

Project Name: TROY MILLS LANDFILL SUPERFUND **Lab Number:** L2262278

Project Number: 04.0190987.33 **Report Date:** 11/18/22

SAMPLE RESULTS

Lab ID: L2262278-05
Client ID: TRY_MW-105D
Sample Location: TROY, NH

Date Collected: 11/04/22 10:40
Date Received: 11/04/22
Field Prep: Not Specified

Sample Depth:
Matrix: Water
Analytical Method: 1,8270E-SIM
Analytical Date: 11/14/22 16:33
Analyst: DV

Extraction Method: EPA 3510C
Extraction Date: 11/07/22 23:54

Parameter	Result	Qualifier	Units	RL	MDL	Dilution Factor
Semivolatile Organics by GC/MS-SIM - Westborough Lab						
Acenaphthene	ND		ug/l	0.10	--	1
2-Chloronaphthalene	ND		ug/l	0.20	--	1
Fluoranthene	ND		ug/l	0.10	--	1
Hexachlorobutadiene	ND		ug/l	0.50	--	1
Naphthalene	ND		ug/l	0.10	--	1
Benzo(a)anthracene	ND		ug/l	0.10	--	1
Benzo(a)pyrene	ND		ug/l	0.10	--	1
Benzo(b)fluoranthene	ND		ug/l	0.10	--	1
Benzo(k)fluoranthene	ND		ug/l	0.10	--	1
Chrysene	ND		ug/l	0.10	--	1
Acenaphthylene	ND		ug/l	0.10	--	1
Anthracene	ND		ug/l	0.10	--	1
Benzo(ghi)perylene	ND		ug/l	0.10	--	1
Fluorene	ND		ug/l	0.10	--	1
Phenanthrene	ND		ug/l	0.10	--	1
Dibenzo(a,h)anthracene	ND		ug/l	0.10	--	1
Indeno(1,2,3-cd)pyrene	ND		ug/l	0.10	--	1
Pyrene	ND		ug/l	0.10	--	1
1-Methylnaphthalene	ND		ug/l	0.10	--	1
2-Methylnaphthalene	ND		ug/l	0.10	--	1
Pentachlorophenol	ND		ug/l	0.80	--	1
Hexachlorobenzene	ND		ug/l	0.80	--	1
Hexachloroethane	ND		ug/l	0.80	--	1

Project Name: TROY MILLS LANDFILL SUPERFUND **Lab Number:** L2262278

Project Number: 04.0190987.33 **Report Date:** 11/18/22

SAMPLE RESULTS

Lab ID:	L2262278-05	Date Collected:	11/04/22 10:40
Client ID:	TRY_MW-105D	Date Received:	11/04/22
Sample Location:	TROY, NH	Field Prep:	Not Specified

Sample Depth:

Parameter	Result	Qualifier	Units	RL	MDL	Dilution Factor

Semivolatile Organics by GC/MS-SIM - Westborough Lab

Surrogate	% Recovery	Qualifier	Acceptance Criteria
2-Fluorophenol	52		21-120
Phenol-d6	56		10-120
Nitrobenzene-d5	115		23-120
2-Fluorobiphenyl	76		15-120
2,4,6-Tribromophenol	65		10-120
4-Terphenyl-d14	75		41-149

Project Name: TROY MILLS LANDFILL SUPERFUND
Project Number: 04.0190987.33
Lab Number: L2262278
Report Date: 11/18/22

Method Blank Analysis
Batch Quality Control

Analytical Method: 1,8270E
Analytical Date: 11/08/22 22:52
Analyst: SZ

Extraction Method: EPA 3510C
Extraction Date: 11/07/22 23:51

Parameter	Result	Qualifier	Units	RL	MDL
Semivolatile Organics by GC/MS - Westborough Lab for sample(s): 02-05 Batch: WG1709249-1					
Acenaphthene	ND		ug/l	2.0	--
Benzidine	ND		ug/l	20	--
1,2,4-Trichlorobenzene	ND		ug/l	5.0	--
Hexachlorobenzene	ND		ug/l	2.0	--
Bis(2-chloroethyl)ether	ND		ug/l	2.0	--
2-Chloronaphthalene	ND		ug/l	2.0	--
1,2-Dichlorobenzene	ND		ug/l	2.0	--
1,3-Dichlorobenzene	ND		ug/l	2.0	--
1,4-Dichlorobenzene	ND		ug/l	2.0	--
3,3'-Dichlorobenzidine	ND		ug/l	5.0	--
2,4-Dinitrotoluene	ND		ug/l	5.0	--
2,6-Dinitrotoluene	ND		ug/l	5.0	--
Azobenzene	ND		ug/l	2.0	--
Fluoranthene	ND		ug/l	2.0	--
4-Chlorophenyl phenyl ether	ND		ug/l	2.0	--
4-Bromophenyl phenyl ether	ND		ug/l	2.0	--
Bis(2-chloroisopropyl)ether	ND		ug/l	2.0	--
Bis(2-chloroethoxy)methane	ND		ug/l	5.0	--
Hexachlorobutadiene	ND		ug/l	2.0	--
Hexachlorocyclopentadiene	ND		ug/l	20	--
Hexachloroethane	ND		ug/l	2.0	--
Isophorone	ND		ug/l	5.0	--
Naphthalene	ND		ug/l	2.0	--
Nitrobenzene	ND		ug/l	2.0	--
NDPA/DPA	ND		ug/l	2.0	--
n-Nitrosodi-n-propylamine	ND		ug/l	5.0	--
Bis(2-ethylhexyl)phthalate	ND		ug/l	3.0	--
Butyl benzyl phthalate	ND		ug/l	5.0	--
Di-n-butylphthalate	ND		ug/l	5.0	--

Project Name: TROY MILLS LANDFILL SUPERFUND
Project Number: 04.0190987.33

Lab Number: L2262278
Report Date: 11/18/22

Method Blank Analysis
Batch Quality Control

Analytical Method: 1,8270E
Analytical Date: 11/08/22 22:52
Analyst: SZ

Extraction Method: EPA 3510C
Extraction Date: 11/07/22 23:51

Parameter	Result	Qualifier	Units	RL	MDL
Semivolatile Organics by GC/MS - Westborough Lab for sample(s): 02-05 Batch: WG1709249-1					
Di-n-octylphthalate	ND		ug/l	5.0	--
Diethyl phthalate	ND		ug/l	5.0	--
Dimethyl phthalate	ND		ug/l	5.0	--
Benzo(a)anthracene	ND		ug/l	2.0	--
Benzo(a)pyrene	ND		ug/l	2.0	--
Benzo(b)fluoranthene	ND		ug/l	2.0	--
Benzo(k)fluoranthene	ND		ug/l	2.0	--
Chrysene	ND		ug/l	2.0	--
Acenaphthylene	ND		ug/l	2.0	--
Anthracene	ND		ug/l	2.0	--
Benzo(ghi)perylene	ND		ug/l	2.0	--
Fluorene	ND		ug/l	2.0	--
Phenanthrene	ND		ug/l	2.0	--
Dibenzo(a,h)anthracene	ND		ug/l	2.0	--
Indeno(1,2,3-cd)pyrene	ND		ug/l	2.0	--
Pyrene	ND		ug/l	2.0	--
Biphenyl	ND		ug/l	2.0	--
Aniline	ND		ug/l	2.0	--
4-Chloroaniline	ND		ug/l	5.0	--
1-Methylnaphthalene	ND		ug/l	2.0	--
2-Nitroaniline	ND		ug/l	5.0	--
3-Nitroaniline	ND		ug/l	5.0	--
4-Nitroaniline	ND		ug/l	5.0	--
Dibenzofuran	ND		ug/l	2.0	--
2-Methylnaphthalene	ND		ug/l	2.0	--
n-Nitrosodimethylamine	ND		ug/l	2.0	--
2,4,6-Trichlorophenol	ND		ug/l	5.0	--
p-Chloro-m-cresol	ND		ug/l	2.0	--
2-Chlorophenol	ND		ug/l	2.0	--

Project Name: TROY MILLS LANDFILL SUPERFUND
Project Number: 04.0190987.33
Lab Number: L2262278
Report Date: 11/18/22

Method Blank Analysis
Batch Quality Control

Analytical Method: 1,8270E
Analytical Date: 11/08/22 22:52
Analyst: SZ

Extraction Method: EPA 3510C
Extraction Date: 11/07/22 23:51

Parameter	Result	Qualifier	Units	RL	MDL
Semivolatile Organics by GC/MS - Westborough Lab for sample(s): 02-05 Batch: WG1709249-1					
2,4-Dichlorophenol	ND		ug/l	5.0	--
2,4-Dimethylphenol	ND		ug/l	5.0	--
2-Nitrophenol	ND		ug/l	10	--
4-Nitrophenol	ND		ug/l	10	--
2,4-Dinitrophenol	ND		ug/l	20	--
4,6-Dinitro-o-cresol	ND		ug/l	10	--
Pentachlorophenol	ND		ug/l	10	--
Phenol	ND		ug/l	5.0	--
2-Methylphenol	ND		ug/l	5.0	--
3-Methylphenol/4-Methylphenol	ND		ug/l	5.0	--
2,4,5-Trichlorophenol	ND		ug/l	5.0	--
Benzoic Acid	ND		ug/l	50	--
Benzyl Alcohol	ND		ug/l	2.0	--
Carbazole	ND		ug/l	2.0	--
Pyridine	ND		ug/l	3.5	--

Surrogate	%Recovery	Qualifier	Acceptance Criteria
2-Fluorophenol	49		21-120
Phenol-d6	44		10-120
Nitrobenzene-d5	60		23-120
2-Fluorobiphenyl	63		15-120
2,4,6-Tribromophenol	56		10-120
4-Terphenyl-d14	61		41-149

Project Name: TROY MILLS LANDFILL SUPERFUND
Project Number: 04.0190987.33

Lab Number: L2262278
Report Date: 11/18/22

Method Blank Analysis
Batch Quality Control

Analytical Method: 1,8270E-SIM
Analytical Date: 11/14/22 15:27
Analyst: RP

Extraction Method: EPA 3510C
Extraction Date: 11/07/22 23:54

Parameter	Result	Qualifier	Units	RL	MDL
Semivolatile Organics by GC/MS-SIM - Westborough Lab for sample(s): 02-05 Batch: WG1709251-1					
Acenaphthene	ND		ug/l	0.10	--
2-Chloronaphthalene	ND		ug/l	0.20	--
Fluoranthene	ND		ug/l	0.10	--
Hexachlorobutadiene	ND		ug/l	0.50	--
Naphthalene	ND		ug/l	0.10	--
Benzo(a)anthracene	ND		ug/l	0.10	--
Benzo(a)pyrene	ND		ug/l	0.10	--
Benzo(b)fluoranthene	ND		ug/l	0.10	--
Benzo(k)fluoranthene	ND		ug/l	0.10	--
Chrysene	ND		ug/l	0.10	--
Acenaphthylene	ND		ug/l	0.10	--
Anthracene	ND		ug/l	0.10	--
Benzo(ghi)perylene	ND		ug/l	0.10	--
Fluorene	ND		ug/l	0.10	--
Phenanthrene	ND		ug/l	0.10	--
Dibenzo(a,h)anthracene	ND		ug/l	0.10	--
Indeno(1,2,3-cd)pyrene	ND		ug/l	0.10	--
Pyrene	ND		ug/l	0.10	--
1-Methylnaphthalene	ND		ug/l	0.10	--
2-Methylnaphthalene	ND		ug/l	0.10	--
Pentachlorophenol	ND		ug/l	0.80	--
Hexachlorobenzene	ND		ug/l	0.80	--
Hexachloroethane	ND		ug/l	0.80	--

Project Name: TROY MILLS LANDFILL SUPERFUND
Project Number: 04.0190987.33

Lab Number: L2262278
Report Date: 11/18/22

Method Blank Analysis
Batch Quality Control

Analytical Method: 1,8270E-SIM
Analytical Date: 11/14/22 15:27
Analyst: RP

Extraction Method: EPA 3510C
Extraction Date: 11/07/22 23:54

Parameter	Result	Qualifier	Units	RL	MDL
Semivolatile Organics by GC/MS-SIM - Westborough Lab for sample(s): 02-05 Batch: WG1709251-1					

Surrogate	%Recovery	Qualifier	Acceptance Criteria
2-Fluorophenol	35		21-120
Phenol-d6	45		10-120
Nitrobenzene-d5	102		23-120
2-Fluorobiphenyl	65		15-120
2,4,6-Tribromophenol	47		10-120
4-Terphenyl-d14	68		41-149

Project Name: TROY MILLS LANDFILL SUPERFUND
Project Number: 04.0190987.33

Lab Number: L2262278
Report Date: 11/18/22

Method Blank Analysis
Batch Quality Control

Analytical Method: 1,8270E-SIM
Analytical Date: 11/11/22 16:45
Analyst: AMV

Extraction Method: EPA 3510C
Extraction Date: 11/10/22 13:38

Parameter	Result	Qualifier	Units	RL	MDL
1,4 Dioxane by 8270E-SIM - Mansfield Lab for sample(s): 02-05 Batch: WG1710555-1					
1,4-Dioxane	ND		ug/l	0.150	--

Surrogate	%Recovery	Qualifier	Acceptance Criteria
1,4-Dioxane-d8	42		15-110

Lab Control Sample Analysis
Batch Quality Control

Project Name: TROY MILLS LANDFILL SUPERFUND
Project Number: 04.0190987.33

Lab Number: L2262278
Report Date: 11/18/22

Parameter	LCS %Recovery	Qual	LCSD %Recovery	Qual	%Recovery Limits	RPD	Qual	RPD Limits
Semivolatile Organics by GC/MS - Westborough Lab Associated sample(s): 02-05 Batch: WG1709249-2 WG1709249-3								
Acenaphthene	66		62		37-111	6		30
Benzidine	**3**	Q	**8**	Q	10-75	**105**	Q	30
1,2,4-Trichlorobenzene	69		62		39-98	11		30
Hexachlorobenzene	68		66		40-140	3		30
Bis(2-chloroethyl)ether	65		61		40-140	6		30
2-Chloronaphthalene	67		63		40-140	6		30
1,2-Dichlorobenzene	64		58		40-140	10		30
1,3-Dichlorobenzene	60		58		40-140	3		30
1,4-Dichlorobenzene	64		57		36-97	12		30
3,3'-Dichlorobenzidine	50		47		40-140	6		30
2,4-Dinitrotoluene	69		67		48-143	3		30
2,6-Dinitrotoluene	67		67		40-140	0		30
Azobenzene	68		68		40-140	0		30
Fluoranthene	65		62		40-140	5		30
4-Chlorophenyl phenyl ether	70		68		40-140	3		30
4-Bromophenyl phenyl ether	72		70		40-140	3		30
Bis(2-chloroisopropyl)ether	64		60		40-140	6		30
Bis(2-chloroethoxy)methane	66		60		40-140	10		30
Hexachlorobutadiene	65		62		40-140	5		30
Hexachlorocyclopentadiene	58		56		40-140	4		30
Hexachloroethane	61		56		40-140	9		30
Isophorone	64		59		40-140	8		30
Naphthalene	62		58		40-140	7		30

Lab Control Sample Analysis
Batch Quality Control

Project Name: TROY MILLS LANDFILL SUPERFUND
Project Number: 04.0190987.33

Lab Number: L2262278
Report Date: 11/18/22

Parameter	LCS %Recovery	Qual	LCSD %Recovery	Qual	%Recovery Limits	RPD	Qual	RPD Limits
Semivolatile Organics by GC/MS - Westborough Lab Associated sample(s): 02-05 Batch: WG1709249-2 WG1709249-3								
Nitrobenzene	64		58		40-140	10		30
NDPA/DPA	67		67		40-140	0		30
n-Nitrosodi-n-propylamine	65		60		29-132	8		30
Bis(2-ethylhexyl)phthalate	73		73		40-140	0		30
Butyl benzyl phthalate	70		67		40-140	4		30
Di-n-butylphthalate	68		66		40-140	3		30
Di-n-octylphthalate	77		75		40-140	3		30
Diethyl phthalate	67		66		40-140	2		30
Dimethyl phthalate	64		63		40-140	2		30
Benzo(a)anthracene	70		68		40-140	3		30
Benzo(a)pyrene	64		64		40-140	0		30
Benzo(b)fluoranthene	64		62		40-140	3		30
Benzo(k)fluoranthene	64		65		40-140	2		30
Chrysene	66		65		40-140	2		30
Acenaphthylene	68		64		45-123	6		30
Anthracene	66		63		40-140	5		30
Benzo(ghi)perylene	58		58		40-140	0		30
Fluorene	68		68		40-140	0		30
Phenanthrene	62		60		40-140	3		30
Dibenzo(a,h)anthracene	60		60		40-140	0		30
Indeno(1,2,3-cd)pyrene	69		69		40-140	0		30
Pyrene	64		62		26-127	3		30
Biphenyl	68		65		40-140	5		30

Lab Control Sample Analysis
Batch Quality Control

Project Name: TROY MILLS LANDFILL SUPERFUND
Project Number: 04.0190987.33
Lab Number: L2262278
Report Date: 11/18/22

Parameter	LCS %Recovery	Qual	LCSD %Recovery	Qual	%Recovery Limits	RPD	Qual	RPD Limits
Semivolatile Organics by GC/MS - Westborough Lab Associated sample(s): 02-05 Batch: WG1709249-2 WG1709249-3								
Aniline	**30**	Q	**33**	Q	40-140	10		30
4-Chloroaniline	54		51		40-140	6		30
1-Methylnaphthalene	62		58		41-103	7		30
2-Nitroaniline	67		65		52-143	3		30
3-Nitroaniline	49		53		25-145	8		30
4-Nitroaniline	64		63		51-143	2		30
Dibenzofuran	70		66		40-140	6		30
2-Methylnaphthalene	68		64		40-140	6		30
n-Nitrosodimethylamine	46		42		22-74	9		30
2,4,6-Trichlorophenol	76		71		30-130	7		30
p-Chloro-m-cresol	69		68		23-97	1		30
2-Chlorophenol	68		60		27-123	13		30
2,4-Dichlorophenol	74		69		30-130	7		30
2,4-Dimethylphenol	55		52		30-130	6		30
2-Nitrophenol	69		62		30-130	11		30
4-Nitrophenol	60		60		10-80	0		30
2,4-Dinitrophenol	64		63		20-130	2		30
4,6-Dinitro-o-cresol	65		63		20-164	3		30
Pentachlorophenol	64		64		9-103	0		30
Phenol	51		47		12-110	8		30
2-Methylphenol	67		60		30-130	11		30
3-Methylphenol/4-Methylphenol	65		61		30-130	6		30
2,4,5-Trichlorophenol	77		73		30-130	5		30

Lab Control Sample Analysis
Batch Quality Control

Project Name: TROY MILLS LANDFILL SUPERFUND
Project Number: 04.0190987.33
Lab Number: L2262278
Report Date: 11/18/22

Parameter	LCS %Recovery	Qual	LCSD %Recovery	Qual	%Recovery Limits	RPD	Qual	RPD Limits
Semivolatile Organics by GC/MS - Westborough Lab Associated sample(s): 02-05 Batch: WG1709249-2 WG1709249-3								
Benzoic Acid	53		51		10-164	4		30
Benzyl Alcohol	60		56		26-116	7		30
Carbazole	67		65		55-144	3		30
Pyridine	25		23		10-66	8		30

Surrogate	LCS %Recovery	Qual	LCSD %Recovery	Qual	Acceptance Criteria
2-Fluorophenol	63		55		21-120
Phenol-d6	51		45		10-120
Nitrobenzene-d5	65		59		23-120
2-Fluorobiphenyl	65		60		15-120
2,4,6-Tribromophenol	74		72		10-120
4-Terphenyl-d14	64		60		41-149

Lab Control Sample Analysis
Batch Quality Control

Project Name: TROY MILLS LANDFILL SUPERFUND
Project Number: 04.0190987.33

Lab Number: L2262278
Report Date: 11/18/22

Parameter	LCS %Recovery	Qual	LCSD %Recovery	Qual	%Recovery Limits	RPD	Qual	RPD Limits
Semivolatile Organics by GC/MS-SIM - Westborough Lab Associated sample(s): 02-05 Batch: WG1709251-2 WG1709251-3								
Acenaphthene	74		51		40-140	37		40
2-Chloronaphthalene	78		54		40-140	36		40
Fluoranthene	80		55		40-140	37		40
Hexachlorobutadiene	65		46		40-140	34		40
Naphthalene	74		52		40-140	35		40
Benzo(a)anthracene	75		52		40-140	36		40
Benzo(a)pyrene	75		52		40-140	36		40
Benzo(b)fluoranthene	79		55		40-140	36		40
Benzo(k)fluoranthene	84		58		40-140	37		40
Chrysene	76		53		40-140	36		40
Acenaphthylene	79		56		40-140	34		40
Anthracene	77		53		40-140	37		40
Benzo(ghi)perylene	78		54		40-140	36		40
Fluorene	80		56		40-140	35		40
Phenanthrene	76		53		40-140	36		40
Dibenzo(a,h)anthracene	81		58		40-140	33		40
Indeno(1,2,3-cd)pyrene	81		56		40-140	36		40
Pyrene	82		56		40-140	38		40
1-Methylnaphthalene	73		52		40-140	34		40
2-Methylnaphthalene	76		54		40-140	34		40
Pentachlorophenol	109		83		40-140	27		40
Hexachlorobenzene	76		54		40-140	34		40
Hexachloroethane	73		50		40-140	37		40

Lab Control Sample Analysis

Batch Quality Control

Project Name: TROY MILLS LANDFILL SUPERFUND

Project Number: 04.0190987.33

Lab Number: L2262278

Report Date: 11/18/22

Parameter	LCS %Recovery	Qual	LCSD %Recovery	Qual	%Recovery Limits	RPD	Qual	RPD Limits
Semivolatile Organics by GC/MS-SIM - Westborough Lab Associated sample(s): 02-05 Batch: WG1709251-2 WG1709251-3								

Surrogate	LCS %Recovery	Qual	LCSD %Recovery	Qual	Acceptance Criteria
2-Fluorophenol	58		45		21-120
Phenol-d6	58		45		10-120
Nitrobenzene-d5	119		84		23-120
2-Fluorobiphenyl	78		55		15-120
2,4,6-Tribromophenol	77		63		10-120
4-Terphenyl-d14	85		58		41-149

Lab Control Sample Analysis

Batch Quality Control

Project Name: TROY MILLS LANDFILL SUPERFUND

Project Number: 04.0190987.33

Lab Number: L2262278

Report Date: 11/18/22

Parameter	LCS %Recovery	Qual	LCSD %Recovery	Qual	%Recovery Limits	RPD	Qual	RPD Limits
1,4 Dioxane by 8270E-SIM - Mansfield Lab Associated sample(s): 02-05 Batch: WG1710555-2 WG1710555-3								
1,4-Dioxane	112		110		40-140	2		30

Surrogate	LCS %Recovery	Qual	LCSD %Recovery	Qual	Acceptance Criteria
1,4-Dioxane-d8	38		43		15-110

METALS

Project Name: TROY MILLS LANDFILL SUPERFUND
Lab Number: L2262278
Project Number: 04.0190987.33
Report Date: 11/18/22

SAMPLE RESULTS

Lab ID: L2262278-02
Client ID: TRY_MW-801
Sample Location: TROY, NH

Date Collected: 11/04/22 10:40
Date Received: 11/04/22
Field Prep: Not Specified

Sample Depth:
Matrix: Water

Parameter	Result	Qualifier	Units	RL	MDL	Dilution Factor	Date Prepared	Date Analyzed	Prep Method	Analytical Method	Analyst
Total Metals - Mansfield Lab											
Manganese, Total	8.145		mg/l	0.00100	--	1	11/09/22 14:05	11/17/22 17:59	EPA 3005A	1,6020B	SV

Project Name: TROY MILLS LANDFILL SUPERFUND **Lab Number:** L2262278

Project Number: 04.0190987.33 **Report Date:** 11/18/22

SAMPLE RESULTS

Lab ID: L2262278-03 Date Collected: 11/04/22 12:05

Client ID: TRY_MW-802 Date Received: 11/04/22

Sample Location: TROY, NH Field Prep: Not Specified

Sample Depth:

Matrix: Water

Parameter	Result	Qualifier	Units	RL	MDL	Dilution Factor	Date Prepared	Date Analyzed	Prep Method	Analytical Method	Analyst
Total Metals - Mansfield Lab											
Manganese, Total	1.490		mg/l	0.00100	--	1	11/09/22 14:05	11/17/22 18:04	EPA 3005A	1,6020B	SV

Project Name: TROY MILLS LANDFILL SUPERFUND
Lab Number: L2262278
Project Number: 04.0190987.33
Report Date: 11/18/22

SAMPLE RESULTS

Lab ID: L2262278-04
Client ID: TRY_MW-105S
Sample Location: TROY, NH

Date Collected: 11/04/22 12:00
Date Received: 11/04/22
Field Prep: Not Specified

Sample Depth:
Matrix: Water

Parameter	Result	Qualifier	Units	RL	MDL	Dilution Factor	Date Prepared	Date Analyzed	Prep Method	Analytical Method	Analyst
Total Metals - Mansfield Lab											
Manganese, Total	1.183		mg/l	0.00100	--	1	11/09/22 14:05	11/17/22 18:09	EPA 3005A	1,6020B	SV

Project Name: TROY MILLS LANDFILL SUPERFUND
Lab Number: L2262278
Project Number: 04.0190987.33
Report Date: 11/18/22

SAMPLE RESULTS

Lab ID: L2262278-05
Client ID: TRY_MW-105D
Sample Location: TROY, NH

Date Collected: 11/04/22 10:40
Date Received: 11/04/22
Field Prep: Not Specified

Sample Depth:
Matrix: Water

Parameter	Result	Qualifier	Units	RL	MDL	Dilution Factor	Date Prepared	Date Analyzed	Prep Method	Analytical Method	Analyst
Total Metals - Mansfield Lab											
Manganese, Total	0.2918		mg/l	0.00100	--	1	11/09/22 14:05	11/17/22 18:14	EPA 3005A	1,6020B	SV

Project Name: TROY MILLS LANDFILL SUPERFUND **Lab Number:** L2262278

Project Number: 04.0190987.33 **Report Date:** 11/18/22

Method Blank Analysis
Batch Quality Control

Parameter	Result	Qualifier	Units	RL	MDL	Dilution Factor	Date Prepared	Date Analyzed	Analytical Method	Analyst
Total Metals - Mansfield Lab for sample(s): 02-05 Batch: WG1709504-1										
Manganese, Total	ND		mg/l	0.00100	--	1	11/09/22 14:05	11/13/22 23:31	1,6020B	SV

Prep Information

Digestion Method: EPA 3005A

Lab Control Sample Analysis

Batch Quality Control

Project Name: TROY MILLS LANDFILL SUPERFUND

Project Number: 04.0190987.33

Lab Number: L2262278

Report Date: 11/18/22

Parameter	LCS %Recovery	Qual	LCSD %Recovery	Qual	%Recovery Limits	RPD	Qual	RPD Limits
Total Metals - Mansfield Lab Associated sample(s): 02-05 Batch: WG1709504-2								
Manganese, Total	94		-		80-120	-		

Matrix Spike Analysis
Batch Quality Control

Project Name: TROY MILLS LANDFILL SUPERFUND
Project Number: 04.0190987.33

Lab Number: L2262278
Report Date: 11/18/22

Parameter	Native Sample	MS Added	MS Found	MS %Recovery	Qual	MSD Found	MSD %Recovery	Qual	Recovery Limits	RPD	Qual	RPD Limits
Total Metals - Mansfield Lab Associated sample(s): 02-05 QC Batch ID: WG1709504-3 QC Sample: L2262503-01 Client ID: MS Sample												
Manganese, Total	2.992	0.5	3.654	**132**	Q	-	-		75-125	-		20

Lab Duplicate Analysis

Batch Quality Control

Project Name: TROY MILLS LANDFILL SUPERFUND

Project Number: 04.0190987.33

Lab Number: L2262278

Report Date: 11/18/22

Parameter	Native Sample	Duplicate Sample	Units	RPD	Qual	RPD Limits
Total Metals - Mansfield Lab Associated sample(s): 02-05 QC Batch ID: WG1709504-4 QC Sample: L2262503-01 Client ID: DUP Sample						
Manganese, Total	2.992	3.006	mg/l	0		20

Lab Serial Dilution Analysis

Batch Quality Control

Project Name: TROY MILLS LANDFILL SUPERFUND
Project Number: 04.0190987.33

Lab Number: L2262278
Report Date: 11/18/22

Parameter	Native Sample	Serial Dilution	Units	% D	Qual	RPD Limits
Total Metals - Mansfield Lab Associated sample(s): 02-05 QC Batch ID: WG1709504-6 QC Sample: L2262503-01 Client ID: DUP Sample						
Manganese, Total	2.992	3.097	mg/l	4		20

Project Name: TROY MILLS LANDFILL SUPERFUND
Project Number: 04.0190987.33

Lab Number: L2262278
Report Date: 11/18/22

Sample Receipt and Container Information

Were project specific reporting limits specified? YES

Cooler Information

Cooler	Custody Seal
A	Absent

Container Information

Container ID	Container Type	Cooler	Initial pH	Final pH	Temp deg C	Pres	Seal	Frozen Date/Time	Analysis(*)
L2262278-01A	Vial HCl preserved	A	NA		1.2	Y	Absent		8260-NH(14)
L2262278-01B	Vial HCl preserved	A	NA		1.2	Y	Absent		8260-NH(14)
L2262278-02A	Vial HCl preserved	A	NA		1.2	Y	Absent		8260-NH(14)
L2262278-02B	Vial HCl preserved	A	NA		1.2	Y	Absent		8260-NH(14)
L2262278-02C	Vial HCl preserved	A	NA		1.2	Y	Absent		8260-NH(14)
L2262278-02D	Plastic 250ml HNO3 preserved	A	<2	<2	1.2	Y	Absent		MN-6020T(180)
L2262278-02E	Amber 250ml unpreserved	A	7	7	1.2	Y	Absent		8270TCL-LVI(7),8270TCL-SIM-LVI(7)
L2262278-02F	Amber 250ml unpreserved	A	7	7	1.2	Y	Absent		8270TCL-LVI(7),8270TCL-SIM-LVI(7)
L2262278-02G	Amber 250ml unpreserved	A	7	7	1.2	Y	Absent		A2-14-DIOXANESIM-PPB(7)
L2262278-02H	Amber 250ml unpreserved	A	7	7	1.2	Y	Absent		A2-14-DIOXANESIM-PPB(7)
L2262278-03A	Vial HCl preserved	A	NA		1.2	Y	Absent		8260-NH(14)
L2262278-03B	Vial HCl preserved	A	NA		1.2	Y	Absent		8260-NH(14)
L2262278-03C	Vial HCl preserved	A	NA		1.2	Y	Absent		8260-NH(14)
L2262278-03D	Plastic 250ml HNO3 preserved	A	<2	<2	1.2	Y	Absent		MN-6020T(180)
L2262278-03E	Amber 250ml unpreserved	A	7	7	1.2	Y	Absent		8270TCL-LVI(7),8270TCL-SIM-LVI(7)
L2262278-03F	Amber 250ml unpreserved	A	7	7	1.2	Y	Absent		8270TCL-LVI(7),8270TCL-SIM-LVI(7)
L2262278-03G	Amber 250ml unpreserved	A	7	7	1.2	Y	Absent		A2-14-DIOXANESIM-PPB(7)
L2262278-03H	Amber 250ml unpreserved	A	7	7	1.2	Y	Absent		A2-14-DIOXANESIM-PPB(7)
L2262278-04A	Vial HCl preserved	A	NA		1.2	Y	Absent		8260-NH(14)
L2262278-04B	Vial HCl preserved	A	NA		1.2	Y	Absent		8260-NH(14)
L2262278-04C	Vial HCl preserved	A	NA		1.2	Y	Absent		8260-NH(14)
L2262278-04D	Plastic 250ml HNO3 preserved	A	<2	<2	1.2	Y	Absent		MN-6020T(180)
L2262278-04E	Amber 250ml unpreserved	A	7	7	1.2	Y	Absent		8270TCL-LVI(7),8270TCL-SIM-LVI(7)

*Values in parentheses indicate holding time in days

Project Name: TROY MILLS LANDFILL SUPERFUND
Project Number: 04.0190987.33

Lab Number: L2262278
Report Date: 11/18/22

Container Information

Container ID	Container Type	Cooler	Initial pH	Final pH	Temp deg C	Pres	Seal	Frozen Date/Time	Analysis(*)
L2262278-04F	Amber 250ml unpreserved	A	7	7	1.2	Y	Absent		8270TCL-LVI(7),8270TCL-SIM-LVI(7)
L2262278-04G	Amber 250ml unpreserved	A	7	7	1.2	Y	Absent		A2-14-DIOXANESIM-PPB(7)
L2262278-04H	Amber 250ml unpreserved	A	7	7	1.2	Y	Absent		A2-14-DIOXANESIM-PPB(7)
L2262278-05A	Vial HCl preserved	A	NA		1.2	Y	Absent		8260-NH(14)
L2262278-05B	Vial HCl preserved	A	NA		1.2	Y	Absent		8260-NH(14)
L2262278-05C	Vial HCl preserved	A	NA		1.2	Y	Absent		8260-NH(14)
L2262278-05D	Plastic 250ml HNO3 preserved	A	<2	<2	1.2	Y	Absent		MN-6020T(180)
L2262278-05E	Amber 250ml unpreserved	A	7	7	1.2	Y	Absent		8270TCL-LVI(7),8270TCL-SIM-LVI(7)
L2262278-05F	Amber 250ml unpreserved	A	7	7	1.2	Y	Absent		8270TCL-LVI(7),8270TCL-SIM-LVI(7)
L2262278-05G	Amber 250ml unpreserved	A	7	7	1.2	Y	Absent		A2-14-DIOXANESIM-PPB(7)
L2262278-05H	Amber 250ml unpreserved	A	7	7	1.2	Y	Absent		A2-14-DIOXANESIM-PPB(7)

*Values in parentheses indicate holding time in days

Project Name:	TROY MILLS LANDFILL SUPERFUND	**Lab Number:**	L2262278
Project Number:	04.0190987.33	**Report Date:**	11/18/22

GLOSSARY

Acronyms

DL	- Detection Limit: This value represents the level to which target analyte concentrations are reported as estimated values, when those target analyte concentrations are quantified below the limit of quantitation (LOQ). The DL includes any adjustments from dilutions, concentrations or moisture content, where applicable. (DoD report formats only.)
EDL	- Estimated Detection Limit: This value represents the level to which target analyte concentrations are reported as estimated values, when those target analyte concentrations are quantified below the reporting limit (RL). The EDL includes any adjustments from dilutions, concentrations or moisture content, where applicable. The use of EDLs is specific to the analysis of PAHs using Solid-Phase Microextraction (SPME).
EMPC	- Estimated Maximum Possible Concentration: The concentration that results from the signal present at the retention time of an analyte when the ions meet all of the identification criteria except the ion abundance ratio criteria. An EMPC is a worst-case estimate of the concentration.
EPA	- Environmental Protection Agency.
LCS	- Laboratory Control Sample: A sample matrix, free from the analytes of interest, spiked with verified known amounts of analytes or a material containing known and verified amounts of analytes.
LCSD	- Laboratory Control Sample Duplicate: Refer to LCS.
LFB	- Laboratory Fortified Blank: A sample matrix, free from the analytes of interest, spiked with verified known amounts of analytes or a material containing known and verified amounts of analytes.
LOD	- Limit of Detection: This value represents the level to which a target analyte can reliably be detected for a specific analyte in a specific matrix by a specific method. The LOD includes any adjustments from dilutions, concentrations or moisture content, where applicable. (DoD report formats only.)
LOQ	- Limit of Quantitation: The value at which an instrument can accurately measure an analyte at a specific concentration. The LOQ includes any adjustments from dilutions, concentrations or moisture content, where applicable. (DoD report formats only.) Limit of Quantitation: The value at which an instrument can accurately measure an analyte at a specific concentration. The LOQ includes any adjustments from dilutions, concentrations or moisture content, where applicable. (DoD report formats only.)
MDL	- Method Detection Limit: This value represents the level to which target analyte concentrations are reported as estimated values, when those target analyte concentrations are quantified below the reporting limit (RL). The MDL includes any adjustments from dilutions, concentrations or moisture content, where applicable.
MS	- Matrix Spike Sample: A sample prepared by adding a known mass of target analyte to a specified amount of matrix sample for which an independent estimate of target analyte concentration is available. For Method 332.0, the spike recovery is calculated using the native concentration, including estimated values.
MSD	- Matrix Spike Sample Duplicate: Refer to MS.
NA	- Not Applicable.
NC	- Not Calculated: Term is utilized when one or more of the results utilized in the calculation are non-detect at the parameter's reporting unit.
NDPA/DPA	- N-Nitrosodiphenylamine/Diphenylamine.
NI	- Not Ignitable.
NP	- Non-Plastic: Term is utilized for the analysis of Atterberg Limits in soil.
NR	- No Results: Term is utilized when 'No Target Compounds Requested' is reported for the analysis of Volatile or Semivolatile Organic TIC only requests.
RL	- Reporting Limit: The value at which an instrument can accurately measure an analyte at a specific concentration. The RL includes any adjustments from dilutions, concentrations or moisture content, where applicable.
RPD	- Relative Percent Difference: The results from matrix and/or matrix spike duplicates are primarily designed to assess the precision of analytical results in a given matrix and are expressed as relative percent difference (RPD). Values which are less than five times the reporting limit for any individual parameter are evaluated by utilizing the absolute difference between the values; although the RPD value will be provided in the report.
SRM	- Standard Reference Material: A reference sample of a known or certified value that is of the same or similar matrix as the associated field samples.
STLP	- Semi-dynamic Tank Leaching Procedure per EPA Method 1315.
TEF	- Toxic Equivalency Factors: The values assigned to each dioxin and furan to evaluate their toxicity relative to 2,3,7,8-TCDD.
TEQ	- Toxic Equivalent: The measure of a sample's toxicity derived by multiplying each dioxin and furan by its corresponding TEF and then summing the resulting values.
TIC	- Tentatively Identified Compound: A compound that has been identified to be present and is not part of the target compound list (TCL) for the method and/or program. All TICs are qualitatively identified and reported as estimated concentrations.

Project Name:	TROY MILLS LANDFILL SUPERFUND	**Lab Number:**	L2262278
Project Number:	04.0190987.33	**Report Date:**	11/18/22

Footnotes

1 - The reference for this analyte should be considered modified since this analyte is absent from the target analyte list of the original method.

Terms

Analytical Method: Both the document from which the method originates and the analytical reference method. (Example: EPA 8260B is shown as 1,8260B.) The codes for the reference method documents are provided in the References section of the Addendum.

Chlordane: The target compound Chlordane (CAS No. 57-74-9) is reported for GC ECD analyses. Per EPA,this compound "refers to a mixture of chlordane isomers, other chlorinated hydrocarbons and numerous other components." (Reference: USEPA Toxicological Review of Chlordane, In Support of Summary Information on the Integrated Risk Information System (IRIS), December 1997.)

Difference: With respect to Total Oxidizable Precursor (TOP) Assay analysis, the difference is defined as the Post-Treatment value minus the Pre-Treatment value.

Final pH: As it pertains to Sample Receipt & Container Information section of the report, Final pH reflects pH of container determined after adjustment at the laboratory, if applicable. If no adjustment required, value reflects Initial pH.

Frozen Date/Time: With respect to Volatile Organics in soil, Frozen Date/Time reflects the date/time at which associated Reagent Water-preserved vials were initially frozen. Note: If frozen date/time is beyond 48 hours from sample collection, value will be reflected in 'bold'.

Gasoline Range Organics (GRO): Gasoline Range Organics (GRO) results include all chromatographic peaks eluting from Methyl tert butyl ether through Naphthalene, with the exception of GRO analysis in support of State of Ohio programs, which includes all chromatographic peaks eluting from Hexane through Dodecane.

Initial pH: As it pertains to Sample Receipt & Container Information section of the report, Initial pH reflects pH of container determined upon receipt, if applicable.

PAH Total: With respect to Alkylated PAH analyses, the 'PAHs, Total' result is defined as the summation of results for all or a subset of the following compounds: Naphthalene, C1-C4 Naphthalenes, 2-Methylnaphthalene, 1-Methylnaphthalene, Biphenyl, Acenaphthylene, Acenaphthene, Fluorene, C1-C3 Fluorenes, Phenanthrene, C1-C4 Phenanthrenes/Anthracenes, Anthracene, Fluoranthene, Pyrene, C1-C4 Fluoranthenes/Pyrenes, Benz(a)anthracene, Chrysene, C1-C4 Chrysenes, Benzo(b)fluoranthene, Benzo(j)+(k)fluoranthene, Benzo(e)pyrene, Benzo(a)pyrene, Perylene, Indeno(1,2,3-cd)pyrene, Dibenz(ah)+(ac)anthracene, Benzo(g,h,i)perylene. If a 'Total' result is requested, the results of its individual components will also be reported.

PFAS Total: With respect to PFAS analyses, the 'PFAS, Total (5)' result is defined as the summation of results for: PFHpA, PFHxS, PFOA, PFNA and PFOS. In addition, the 'PFAS, Total (6)' result is defined as the summation of results for: PFHpA, PFHxS, PFOA, PFNA, PFDA and PFOS. For MassDEP DW compliance analysis only, the 'PFAS, Total (6)' result is defined as the summation of results at or above the RL. Note: If a 'Total' result is requested, the results of its individual components will also be reported.

Total: With respect to Organic analyses, a 'Total' result is defined as the summation of results for individual isomers or Aroclors. If a 'Total' result is requested, the results of its individual components will also be reported. This is applicable to 'Total' results for methods 8260, 8081 and 8082.

Data Qualifiers

A - Spectra identified as "Aldol Condensates" are byproducts of the extraction/concentration procedures when acetone is introduced in the process.

B - The analyte was detected above the reporting limit in the associated method blank. Flag only applies to associated field samples that have detectable concentrations of the analyte at less than ten times (10x) the concentration found in the blank. For MCP-related projects, flag only applies to associated field samples that have detectable concentrations of the analyte at less than ten times (10x) the concentration found in the blank. For DOD-related projects, flag only applies to associated field samples that have detectable concentrations of the analyte at less than ten times (10x) the concentration found in the blank AND the analyte was detected above one-half the reporting limit (or above the reporting limit for common lab contaminants) in the associated method blank. For NJ-Air-related projects, flag only applies to associated field samples that have detectable concentrations of the analyte above the reporting limit. For NJ-related projects (excluding Air), flag only applies to associated field samples that have detectable concentrations of the analyte, which was detected above the reporting limit in the associated method blank or above five times the reporting limit for common lab contaminants (Phthalates, Acetone, Methylene Chloride, 2-Butanone).

C - Co-elution: The target analyte co-elutes with a known lab standard (i.e. surrogate, internal standards, etc.) for co-extracted analyses.

D - Concentration of analyte was quantified from diluted analysis. Flag only applies to field samples that have detectable concentrations of the analyte.

E - Concentration of analyte exceeds the range of the calibration curve and/or linear range of the instrument.

F - The ratio of quantifier ion response to qualifier ion response falls outside of the laboratory criteria. Results are considered to be an estimated maximum concentration.

G - The concentration may be biased high due to matrix interferences (i.e, co-elution) with non-target compound(s). The result should be considered estimated.

H - The analysis of pH was performed beyond the regulatory-required holding time of 15 minutes from the time of sample collection.

I - The lower value for the two columns has been reported due to obvious interference.

J - Estimated value. This represents an estimated concentration for Tentatively Identified Compounds (TICs).

M - Reporting Limit (RL) exceeds the MCP CAM Reporting Limit for this analyte.

Report Format: Data Usability Report

Project Name:	TROY MILLS LANDFILL SUPERFUND	**Lab Number:**	L2262278
Project Number:	04.0190987.33	**Report Date:**	11/18/22

Data Qualifiers

ND - Not detected at the reporting limit (RL) for the sample.

NJ - Presumptive evidence of compound. This represents an estimated concentration for Tentatively Identified Compounds (TICs), where the identification is based on a mass spectral library search.

P - The RPD between the results for the two columns exceeds the method-specified criteria.

Q - The quality control sample exceeds the associated acceptance criteria. For DOD-related projects, LCS and/or Continuing Calibration Standard exceedences are also qualified on all associated sample results. Note: This flag is not applicable for matrix spike recoveries when the sample concentration is greater than 4x the spike added or for batch duplicate RPD when the sample concentrations are less than 5x the RL. (Metals only.)

R - Analytical results are from sample re-analysis.

RE - Analytical results are from sample re-extraction.

S - Analytical results are from modified screening analysis.

V - The surrogate associated with this target analyte has a recovery outside the QC acceptance limits. (Applicable to MassDEP DW Compliance samples only.)

Z - The batch matrix spike and/or duplicate associated with this target analyte has a recovery/RPD outside the QC acceptance limits. (Applicable to MassDEP DW Compliance samples only.)

Project Name:	TROY MILLS LANDFILL SUPERFUND	**Lab Number:**	L2262278
Project Number:	04.0190987.33	**Report Date:**	11/18/22

REFERENCES

1 Test Methods for Evaluating Solid Waste: Physical/Chemical Methods. EPA SW-846. Third Edition. Updates I - VI, 2018.

LIMITATION OF LIABILITIES

Alpha Analytical performs services with reasonable care and diligence normal to the analytical testing laboratory industry. In the event of an error, the sole and exclusive responsibility of Alpha Analytical shall be to re-perform the work at it's own expense. In no event shall Alpha Analytical be held liable for any incidental, consequential or special damages, including but not limited to, damages in any way connected with the use of, interpretation of, information or analysis provided by Alpha Analytical.

We strongly urge our clients to comply with EPA protocol regarding sample volume, preservation, cooling, containers, sampling procedures, holding time and splitting of samples in the field.

Certification Information

The following analytes are not included in our Primary NELAP Scope of Accreditation:

Westborough Facility
EPA 624/624.1: m/p-xylene, o-xylene, Naphthalene
EPA 625/625.1: alpha-Terpineol
EPA 8260C/8260D: NPW: 1,2,4,5-Tetramethylbenzene; 4-Ethyltoluene, Azobenzene; SCM: Iodomethane (methyl iodide), 1,2,4,5-Tetramethylbenzene; 4-Ethyltoluene.
EPA 8270D/8270E: NPW: Dimethylnaphthalene,1,4-Diphenylhydrazine, alpha-Terpineol; SCM: Dimethylnaphthalene,1,4-Diphenylhydrazine.
SM4500: NPW: Amenable Cyanide; SCM: Total Phosphorus, TKN, NO2, NO3.

Mansfield Facility
SM 2540D: TSS
EPA 8082A: NPW: PCB: 1, 5, 31, 87,101, 110, 141, 151, 153, 180, 183, 187.
EPA TO-15: Halothane, 2,4,4-Trimethyl-2-pentene, 2,4,4-Trimethyl-1-pentene, Thiophene, 2-Methylthiophene, 3-Methylthiophene, 2-Ethylthiophene, 1,2,3-Trimethylbenzene, Indan, Indene, 1,2,4,5-Tetramethylbenzene, Benzothiophene, 1-Methylnaphthalene.
Biological Tissue Matrix: EPA 3050B

The following analytes are included in our Massachusetts DEP Scope of Accreditation

Westborough Facility:

Drinking Water
EPA 300.0: Chloride, Nitrate-N, Fluoride, Sulfate; **EPA 353.2**: Nitrate-N, Nitrite-N; **SM4500NO3-F**: Nitrate-N, Nitrite-N; **SM4500F-C, SM4500CN-CE, EPA 180.1, SM2130B, SM4500Cl-D, SM2320B, SM2540C, SM4500H-B, SM4500NO2-B**
EPA 332: Perchlorate; **EPA 524.2:** THMs and VOCs; **EPA 504.1:** EDB, DBCP.
Microbiology: **SM9215B; SM9223-P/A, SM9223B-Colilert-QT,SM9222D**.

Non-Potable Water
SM4500H,B, EPA 120.1, SM2510B, SM2540C, SM2320B, SM4500CL-E, SM4500F-BC, SM4500NH3-BH: Ammonia-N and Kjeldahl-N, **EPA 350.1**: Ammonia-N, **LACHAT 10-107-06-1-B**: Ammonia-N, **EPA 351.1, SM4500NO3-F, EPA 353.2**: Nitrate-N**, SM4500P-E, SM4500P-B, E, SM4500SO4-E, SM5220D, EPA 410.4, SM5210B, SM5310C, SM4500CL-D, EPA 1664, EPA 420.1, SM4500-CN-CE, SM2540D, EPA 300: Chloride, Sulfate, Nitrate.**
EPA 624.1: Volatile Halocarbons & Aromatics,
EPA 608.3: Chlordane, Toxaphene, Aldrin, alpha-BHC, beta-BHC, gamma-BHC, delta-BHC, Dieldrin, DDD, DDE, DDT, Endosulfan I, Endosulfan II, Endosulfan sulfate, Endrin, Endrin Aldehyde, Heptachlor, Heptachlor Epoxide, PCBs
EPA 625.1: SVOC (Acid/Base/Neutral Extractables), **EPA 600/4-81-045**: PCB-Oil.
Microbiology: **SM9223B-Colilert-QT; Enterolert-QT, SM9221E, EPA 1600, EPA 1603, SM9222D.**

Mansfield Facility:

Drinking Water
EPA 200.7: Al, Ba, Cd, Cr, Cu, Fe, Mn, Ni, Na, Ag, Ca, Zn. **EPA 200.8:** Al, Sb, As, Ba, Be, Cd, Cr, Cu, Pb, Mn, Ni, Se, Ag, TL, Zn. **EPA 245.1** Hg.
EPA 522, EPA 537.1.

Non-Potable Water
EPA 200.7: Al, Sb, As, Be, Cd, Ca, Cr, Co, Cu, Fe, Pb, Mg, Mn, Mo, Ni, K, Se, Ag, Na, Sr, TL, Ti, V, Zn.
EPA 200.8: Al, Sb**,** As, Be, Cd, Cr, Cu, Fe, Pb, Mn, Ni, K, Se, Ag, Na, TL, Zn.
EPA 245.1 Hg.
SM2340B

For a complete listing of analytes and methods, please contact your Alpha Project Manager.

CHAIN OF CUSTODY

PAGE 1 OF 1

Date Rec'd in Lab: 11/4/22

ALPHA Job #: L2262278

Westborough, MA
TEL: 508-898-9220
FAX: 508-898-9193

Mansfield, MA
TEL: 508-822-9300
FAX: 508-822-3288

Project Information

Project Name: Troy Mills Landfill Superfund

Project Location: Troy, NH

Project #: 04.0190987.33

Project Manager: Michael Summerlin

ALPHA Quote #: Contract #1081921

Report Information Data Deliverables

☐ FAX ☒ EMAIL

☒ ADEx ☐ Add'l Deliverables

Billing Information

☒ Same as Client info PO #: 2589-00 "T"

Regulatory Requirements/Report Limits

State/Fed Program	Criteria
NHDES	Sampling and Analysis Plan limits

Client Information

Client: NHDES

Address: 29 Hazen Drive

Concord, NH 03302

Phone: 603-271-3649

Fax:

Email: see comments

☐ These samples have been Previously analyzed by Alpha

Turn-Around Time

☒ Standard ☐ Rush (ONLY IF PRE-APPROVED)

Due Date: Time:

Other Project Specific Requirements/Comments/Detection Limits:

michael.d.summerlinjr@des.nh.gov. Please also email login receipts and lab reports to megan.murphy@gza.com and katherine.mcdonald@gza.com. Please provide excel files formatted for upload to the NHDES EMD and for GZA EQuIS upload.

Temperature Blank included in cooler.

ANALYSIS

SAMPLE HANDLING
Filtration
☐ Done
☒ Not Needed
☐ Lab to do
Preservation
☐ Lab to do
(Please specify below)

Please check appropriate boxes below

ALPHA Lab ID (Lab Use Only)	Sample ID	Collection Date	Collection Time	Sample Matrix	Sampler's Initials	VOCs 8260 NHDES List	SVOCs (Acid/base/neutrals)	1,4-Dioxane	Total Metals (Mn)	Hardness								Sample Specific Comments	TOTAL # BOTTLES
62278 -01	TRIP BLANK	11/04/22	08:00	AQ	ED	✔													2
-02	TRY_MW-801	11/04/22	10:40	GW	EF	✔	✔	✔	✔										8
-03	TRY_MW-802	11/04/22	12:05	GW	EF	✔	✔	✔	✔										8
-04	TRY_MW-105S	11/04/22	12:00	GW	ED	✔	✔	✔	✔										8
-05	TRY_MW-105D	11/04/22	10:40	GW	ED	✔	✔	✔	✔										8

Container Type	-V	-A	-A	-P	-P	-	-	-	-	-	-	-	
Preservative	-B	-A	-A	-C	-C	-	-	-	-	-	-	-	

Relinquished By:	Date/Time	Received By:	Date/Time
[illegible]	11/4/22 1655	Tom Hessell AAL	11/4/22 1655
Tom Hessell AAL 11/4/22	20:35	[illegible]	11/4/22 20:35

Please print clearly, legibly and completely. Samples can not be logged in and turnaround time clock will not start until any ambiguities are resolved. All samples submitted are subject to Alpha's Payment Terms.

FORM NO: 01-010-ALS (REV. 8-JAN-12)

ANALYTICAL REPORT

Lab Number:	L2262282
Client:	GZA GeoEnvironmental, Inc. / NHDES PO Box 95 29 Hazen Drive Concord, NH 03302-0095
ATTN:	Michael Summerlin
Phone:	(603) 271-3649
Project Name:	TROY MILLS LANDFILL SUPERFUND
Project Number:	04.0190987.33
Report Date:	11/18/22

The original project report/data package is held by Alpha Analytical. This report/data package is paginated and should be reproduced only in its entirety. Alpha Analytical holds no responsibility for results and/or data that are not consistent with the original.

Certifications & Approvals: MA (M-MA086), NH NELAP (2064), CT (PH-0574), IL (200077), ME (MA00086), MD (348), NJ (MA935), NY (11148), NC (25700/666), PA (68-03671), RI (LAO00065), TX (T104704476), VT (VT-0935), VA (460195), USDA (Permit #P330-17-00196).

Eight Walkup Drive, Westborough, MA 01581-1019
508-898-9220 (Fax) 508-898-9193 800-624-9220 - www.alphalab.com

Project Name: TROY MILLS LANDFILL SUPERFUND
Project Number: 04.0190987.33

Lab Number: L2262282
Report Date: 11/18/22

Alpha Sample ID	Client ID	Matrix	Sample Location	Collection Date/Time	Receive Date
L2262282-01	TRIP BLANK	WATER	TROY, NH	11/02/22 08:30	11/04/22
L2262282-02	TRY_MW-C6S	WATER	TROY, NH	11/02/22 12:25	11/04/22
L2262282-03	TRY_MW-C6S DUP	WATER	TROY, NH	11/02/22 12:25	11/04/22
L2262282-04	TRY_MW-C6D	WATER	TROY, NH	11/02/22 10:50	11/04/22
L2262282-05	TRY_MW-702SX	WATER	TROY, NH	11/02/22 12:35	11/04/22
L2262282-06	TRY_MW-702D	WATER	TROY, NH	11/02/22 14:30	11/04/22

Project Name:	TROY MILLS LANDFILL SUPERFUND	**Lab Number:**	L2262282
Project Number:	04.0190987.33	**Report Date:**	11/18/22

Case Narrative

The samples were received in accordance with the Chain of Custody and no significant deviations were encountered during the preparation or analysis unless otherwise noted. Sample Receipt, Container Information, and the Chain of Custody are located at the back of the report.

Results contained within this report relate only to the samples submitted under this Alpha Lab Number and meet NELAP requirements for all NELAP accredited parameters unless otherwise noted in the following narrative. The data presented in this report is organized by parameter (i.e. VOC, SVOC, etc.). Sample specific Quality Control data (i.e. Surrogate Spike Recovery) is reported at the end of the target analyte list for each individual sample, followed by the Laboratory Batch Quality Control at the end of each parameter. Tentatively Identified Compounds (TICs), if requested, are reported for compounds identified to be present and are not part of the method/program Target Compound List, even if only a subset of the TCL are being reported. If a sample was re-analyzed or re-extracted due to a required quality control corrective action and if both sets of data are reported, the Laboratory ID of the re-analysis or re-extraction is designated with an "R" or "RE", respectively.

When multiple Batch Quality Control elements are reported (e.g. more than one LCS), the associated samples for each element are noted in the grey shaded header line of each data table. Any Laboratory Batch, Sample Specific % recovery or RPD value that is outside the listed Acceptance Criteria is bolded in the report. In reference to questions H (CAM) or 4 (RCP) when "NO" is checked, the performance criteria for CAM and RCP methods allow for some quality control failures to occur and still be within method compliance. In these instances, the specific failure is not narrated but noted in the associated QC Outlier Summary Report, located directly after the Case Narrative. QC information is also incorporated in the Data Usability Assessment table (Format 11) of our Data Merger tool, where it can be reviewed in conjunction with the sample result, associated regulatory criteria and any associated data usability implications.

Soil/sediments, solids and tissues are reported on a dry weight basis unless otherwise noted. Definitions of all data qualifiers and acronyms used in this report are provided in the Glossary located at the back of the report.

HOLD POLICY - For samples submitted on hold, Alpha's policy is to hold samples (with the exception of Air canisters) free of charge for 21 calendar days from the date the project is completed. After 21 calendar days, we will dispose of all samples submitted including those put on hold unless you have contacted your Alpha Project Manager and made arrangements for Alpha to continue to hold the samples. Air canisters will be disposed after 3 business days from the date the project is completed.

Please contact Project Management at 800-624-9220 with any questions.

Project Name:	TROY MILLS LANDFILL SUPERFUND	**Lab Number:**	L2262282
Project Number:	04.0190987.33	**Report Date:**	11/18/22

Case Narrative (continued)

Semivolatile Organics

The WG1708596-2/-3 LCS/LCSD recoveries, associated with L2262282-02, -04, -05, and -06, are below the acceptance criteria for benzidine (0%/0%); however, it has been identified as a "difficult" analyte. The results of the associated samples are reported.

I, the undersigned, attest under the pains and penalties of perjury that, to the best of my knowledge and belief and based upon my personal inquiry of those responsible for providing the information contained in this analytical report, such information is accurate and complete. This certificate of analysis is not complete unless this page accompanies any and all pages of this report.

Authorized Signature: Tiffani Morrissey - Tiffani Morrissey

Title: Technical Director/Representative Date: 11/18/22

ORGANICS

VOLATILES

Project Name: TROY MILLS LANDFILL SUPERFUND **Lab Number:** L2262282

Project Number: 04.0190987.33 **Report Date:** 11/18/22

SAMPLE RESULTS

Lab ID: L2262282-01
Client ID: TRIP BLANK
Sample Location: TROY, NH

Date Collected: 11/02/22 08:30
Date Received: 11/04/22
Field Prep: Not Specified

Sample Depth:
Matrix: Water
Analytical Method: 1,8260D
Analytical Date: 11/13/22 07:18
Analyst: MJV

Parameter	Result	Qualifier	Units	RL	MDL	Dilution Factor
Volatile Organics by GC/MS - Westborough Lab						
Methylene chloride	ND		ug/l	3.0	--	1
1,1-Dichloroethane	ND		ug/l	0.75	--	1
Chloroform	ND		ug/l	0.75	--	1
Carbon tetrachloride	ND		ug/l	0.50	--	1
1,2-Dichloropropane	ND		ug/l	1.8	--	1
Dibromochloromethane	ND		ug/l	0.50	--	1
1,1,2-Trichloroethane	ND		ug/l	0.75	--	1
Tetrachloroethene	ND		ug/l	0.50	--	1
Chlorobenzene	ND		ug/l	0.50	--	1
Trichlorofluoromethane	ND		ug/l	2.5	--	1
1,2-Dichloroethane	ND		ug/l	0.50	--	1
1,1,1-Trichloroethane	ND		ug/l	0.50	--	1
Bromodichloromethane	ND		ug/l	0.50	--	1
trans-1,3-Dichloropropene	ND		ug/l	0.50	--	1
cis-1,3-Dichloropropene	ND		ug/l	0.50	--	1
1,3-Dichloropropene, Total	ND		ug/l	0.50	--	1
1,1-Dichloropropene	ND		ug/l	2.5	--	1
Bromoform	ND		ug/l	2.0	--	1
1,1,2,2-Tetrachloroethane	ND		ug/l	0.50	--	1
Benzene	ND		ug/l	0.50	--	1
Toluene	ND		ug/l	0.75	--	1
Ethylbenzene	ND		ug/l	0.50	--	1
Chloromethane	ND		ug/l	2.5	--	1
Bromomethane	ND		ug/l	1.0	--	1
Vinyl chloride	ND		ug/l	1.0	--	1
Chloroethane	ND		ug/l	1.0	--	1
1,1-Dichloroethene	ND		ug/l	0.50	--	1
trans-1,2-Dichloroethene	ND		ug/l	0.75	--	1

Project Name: TROY MILLS LANDFILL SUPERFUND **Lab Number:** L2262282

Project Number: 04.0190987.33 **Report Date:** 11/18/22

SAMPLE RESULTS

Lab ID: L2262282-01 Date Collected: 11/02/22 08:30

Client ID: TRIP BLANK Date Received: 11/04/22

Sample Location: TROY, NH Field Prep: Not Specified

Sample Depth:

Parameter	Result	Qualifier	Units	RL	MDL	Dilution Factor
Volatile Organics by GC/MS - Westborough Lab						
1,2-Dichloroethene, Total	ND		ug/l	0.50	--	1
Trichloroethene	ND		ug/l	0.50	--	1
1,2-Dichlorobenzene	ND		ug/l	2.5	--	1
1,3-Dichlorobenzene	ND		ug/l	2.5	--	1
1,4-Dichlorobenzene	ND		ug/l	2.5	--	1
Methyl tert butyl ether	ND		ug/l	1.0	--	1
p/m-Xylene	ND		ug/l	1.0	--	1
o-Xylene	ND		ug/l	1.0	--	1
Xylenes, Total	ND		ug/l	1.0	--	1
cis-1,2-Dichloroethene	ND		ug/l	0.50	--	1
Dibromomethane	ND		ug/l	5.0	--	1
1,2,3-Trichloropropane	ND		ug/l	5.0	--	1
Styrene	ND		ug/l	1.0	--	1
Dichlorodifluoromethane	ND		ug/l	5.0	--	1
Acetone	ND		ug/l	5.0	--	1
Carbon disulfide	ND		ug/l	5.0	--	1
2-Butanone	ND		ug/l	5.0	--	1
4-Methyl-2-pentanone	ND		ug/l	5.0	--	1
2-Hexanone	ND		ug/l	5.0	--	1
Bromochloromethane	ND		ug/l	2.5	--	1
Tetrahydrofuran	ND		ug/l	5.0	--	1
2,2-Dichloropropane	ND		ug/l	2.5	--	1
1,2-Dibromoethane	ND		ug/l	2.0	--	1
1,1,1,2-Tetrachloroethane	ND		ug/l	0.50	--	1
Bromobenzene	ND		ug/l	2.5	--	1
n-Butylbenzene	ND		ug/l	0.50	--	1
sec-Butylbenzene	ND		ug/l	0.50	--	1
tert-Butylbenzene	ND		ug/l	2.5	--	1
o-Chlorotoluene	ND		ug/l	2.5	--	1
p-Chlorotoluene	ND		ug/l	2.5	--	1
1,2-Dibromo-3-chloropropane	ND		ug/l	2.5	--	1
Hexachlorobutadiene	ND		ug/l	0.50	--	1
Isopropylbenzene	ND		ug/l	0.50	--	1
p-Isopropyltoluene	ND		ug/l	0.50	--	1
Naphthalene	ND		ug/l	2.5	--	1
n-Propylbenzene	ND		ug/l	0.50	--	1
1,2,3-Trichlorobenzene	ND		ug/l	2.5	--	1

Project Name: TROY MILLS LANDFILL SUPERFUND **Lab Number:** L2262282

Project Number: 04.0190987.33 **Report Date:** 11/18/22

SAMPLE RESULTS

Lab ID: L2262282-01 Date Collected: 11/02/22 08:30

Client ID: TRIP BLANK Date Received: 11/04/22

Sample Location: TROY, NH Field Prep: Not Specified

Sample Depth:

Parameter	Result	Qualifier	Units	RL	MDL	Dilution Factor
Volatile Organics by GC/MS - Westborough Lab						
1,2,4-Trichlorobenzene	ND		ug/l	2.5	--	1
1,3,5-Trimethylbenzene	ND		ug/l	2.5	--	1
1,3,5-Trichlorobenzene	ND		ug/l	2.0	--	1
1,2,4-Trimethylbenzene	ND		ug/l	2.5	--	1
Ethyl ether	ND		ug/l	2.5	--	1
Isopropyl Ether	ND		ug/l	2.0	--	1
Tert-Butyl Alcohol	ND		ug/l	10	--	1
Ethyl-Tert-Butyl-Ether	ND		ug/l	2.0	--	1
Tertiary-Amyl Methyl Ether	ND		ug/l	2.0	--	1
1,4-Dioxane	ND		ug/l	250	--	1

Surrogate	% Recovery	Qualifier	Acceptance Criteria
1,2-Dichloroethane-d4	105		70-130
Toluene-d8	102		70-130
4-Bromofluorobenzene	103		70-130
Dibromofluoromethane	103		70-130

Project Name: TROY MILLS LANDFILL SUPERFUND **Lab Number:** L2262282

Project Number: 04.0190987.33 **Report Date:** 11/18/22

SAMPLE RESULTS

Lab ID: L2262282-02
Client ID: TRY_MW-C6S
Sample Location: TROY, NH

Date Collected: 11/02/22 12:25
Date Received: 11/04/22
Field Prep: Not Specified

Sample Depth:
Matrix: Water
Analytical Method: 1,8260D
Analytical Date: 11/13/22 08:58
Analyst: MJV

Parameter	Result	Qualifier	Units	RL	MDL	Dilution Factor
Volatile Organics by GC/MS - Westborough Lab						
Methylene chloride	ND		ug/l	3.0	--	1
1,1-Dichloroethane	ND		ug/l	0.75	--	1
Chloroform	ND		ug/l	0.75	--	1
Carbon tetrachloride	ND		ug/l	0.50	--	1
1,2-Dichloropropane	ND		ug/l	1.8	--	1
Dibromochloromethane	ND		ug/l	0.50	--	1
1,1,2-Trichloroethane	ND		ug/l	0.75	--	1
Tetrachloroethene	ND		ug/l	0.50	--	1
Chlorobenzene	ND		ug/l	0.50	--	1
Trichlorofluoromethane	ND		ug/l	2.5	--	1
1,2-Dichloroethane	ND		ug/l	0.50	--	1
1,1,1-Trichloroethane	ND		ug/l	0.50	--	1
Bromodichloromethane	ND		ug/l	0.50	--	1
trans-1,3-Dichloropropene	ND		ug/l	0.50	--	1
cis-1,3-Dichloropropene	ND		ug/l	0.50	--	1
1,3-Dichloropropene, Total	ND		ug/l	0.50	--	1
1,1-Dichloropropene	ND		ug/l	2.5	--	1
Bromoform	ND		ug/l	2.0	--	1
1,1,2,2-Tetrachloroethane	ND		ug/l	0.50	--	1
Benzene	ND		ug/l	0.50	--	1
Toluene	ND		ug/l	0.75	--	1
Ethylbenzene	ND		ug/l	0.50	--	1
Chloromethane	ND		ug/l	2.5	--	1
Bromomethane	ND		ug/l	1.0	--	1
Vinyl chloride	ND		ug/l	1.0	--	1
Chloroethane	ND		ug/l	1.0	--	1
1,1-Dichloroethene	ND		ug/l	0.50	--	1
trans-1,2-Dichloroethene	ND		ug/l	0.75	--	1

Project Name: TROY MILLS LANDFILL SUPERFUND **Lab Number:** L2262282

Project Number: 04.0190987.33 **Report Date:** 11/18/22

SAMPLE RESULTS

Lab ID: L2262282-02 Date Collected: 11/02/22 12:25

Client ID: TRY_MW-C6S Date Received: 11/04/22

Sample Location: TROY, NH Field Prep: Not Specified

Sample Depth:

Parameter	Result	Qualifier	Units	RL	MDL	Dilution Factor
Volatile Organics by GC/MS - Westborough Lab						
1,2-Dichloroethene, Total	1.1		ug/l	0.50	--	1
Trichloroethene	ND		ug/l	0.50	--	1
1,2-Dichlorobenzene	ND		ug/l	2.5	--	1
1,3-Dichlorobenzene	ND		ug/l	2.5	--	1
1,4-Dichlorobenzene	ND		ug/l	2.5	--	1
Methyl tert butyl ether	ND		ug/l	1.0	--	1
p/m-Xylene	ND		ug/l	1.0	--	1
o-Xylene	ND		ug/l	1.0	--	1
Xylenes, Total	ND		ug/l	1.0	--	1
cis-1,2-Dichloroethene	1.1		ug/l	0.50	--	1
Dibromomethane	ND		ug/l	5.0	--	1
1,2,3-Trichloropropane	ND		ug/l	5.0	--	1
Styrene	ND		ug/l	1.0	--	1
Dichlorodifluoromethane	ND		ug/l	5.0	--	1
Acetone	ND		ug/l	5.0	--	1
Carbon disulfide	ND		ug/l	5.0	--	1
2-Butanone	ND		ug/l	5.0	--	1
4-Methyl-2-pentanone	ND		ug/l	5.0	--	1
2-Hexanone	ND		ug/l	5.0	--	1
Bromochloromethane	ND		ug/l	2.5	--	1
Tetrahydrofuran	ND		ug/l	5.0	--	1
2,2-Dichloropropane	ND		ug/l	2.5	--	1
1,2-Dibromoethane	ND		ug/l	2.0	--	1
1,1,1,2-Tetrachloroethane	ND		ug/l	0.50	--	1
Bromobenzene	ND		ug/l	2.5	--	1
n-Butylbenzene	ND		ug/l	0.50	--	1
sec-Butylbenzene	7.6		ug/l	0.50	--	1
tert-Butylbenzene	3.7		ug/l	2.5	--	1
o-Chlorotoluene	ND		ug/l	2.5	--	1
p-Chlorotoluene	ND		ug/l	2.5	--	1
1,2-Dibromo-3-chloropropane	ND		ug/l	2.5	--	1
Hexachlorobutadiene	ND		ug/l	0.50	--	1
Isopropylbenzene	ND		ug/l	0.50	--	1
p-Isopropyltoluene	ND		ug/l	0.50	--	1
Naphthalene	ND		ug/l	2.5	--	1
n-Propylbenzene	ND		ug/l	0.50	--	1
1,2,3-Trichlorobenzene	ND		ug/l	2.5	--	1

Project Name: TROY MILLS LANDFILL SUPERFUND **Lab Number:** L2262282

Project Number: 04.0190987.33 **Report Date:** 11/18/22

SAMPLE RESULTS

Lab ID: L2262282-02 Date Collected: 11/02/22 12:25

Client ID: TRY_MW-C6S Date Received: 11/04/22

Sample Location: TROY, NH Field Prep: Not Specified

Sample Depth:

Parameter	Result	Qualifier	Units	RL	MDL	Dilution Factor
Volatile Organics by GC/MS - Westborough Lab						
1,2,4-Trichlorobenzene	ND		ug/l	2.5	--	1
1,3,5-Trimethylbenzene	ND		ug/l	2.5	--	1
1,3,5-Trichlorobenzene	ND		ug/l	2.0	--	1
1,2,4-Trimethylbenzene	ND		ug/l	2.5	--	1
Ethyl ether	ND		ug/l	2.5	--	1
Isopropyl Ether	ND		ug/l	2.0	--	1
Tert-Butyl Alcohol	ND		ug/l	10	--	1
Ethyl-Tert-Butyl-Ether	ND		ug/l	2.0	--	1
Tertiary-Amyl Methyl Ether	ND		ug/l	2.0	--	1
1,4-Dioxane	ND		ug/l	250	--	1

Surrogate	% Recovery	Qualifier	Acceptance Criteria
1,2-Dichloroethane-d4	105		70-130
Toluene-d8	101		70-130
4-Bromofluorobenzene	109		70-130
Dibromofluoromethane	103		70-130

Project Name: TROY MILLS LANDFILL SUPERFUND **Lab Number:** L2262282

Project Number: 04.0190987.33 **Report Date:** 11/18/22

SAMPLE RESULTS

Lab ID: L2262282-03
Client ID: TRY_MW-C6S DUP
Sample Location: TROY, NH

Date Collected: 11/02/22 12:25
Date Received: 11/04/22
Field Prep: Not Specified

Sample Depth:
Matrix: Water
Analytical Method: 1,8260D
Analytical Date: 11/13/22 09:18
Analyst: MJV

Parameter	Result	Qualifier	Units	RL	MDL	Dilution Factor
Volatile Organics by GC/MS - Westborough Lab						
Methylene chloride	ND		ug/l	3.0	--	1
1,1-Dichloroethane	ND		ug/l	0.75	--	1
Chloroform	ND		ug/l	0.75	--	1
Carbon tetrachloride	ND		ug/l	0.50	--	1
1,2-Dichloropropane	ND		ug/l	1.8	--	1
Dibromochloromethane	ND		ug/l	0.50	--	1
1,1,2-Trichloroethane	ND		ug/l	0.75	--	1
Tetrachloroethene	ND		ug/l	0.50	--	1
Chlorobenzene	ND		ug/l	0.50	--	1
Trichlorofluoromethane	ND		ug/l	2.5	--	1
1,2-Dichloroethane	ND		ug/l	0.50	--	1
1,1,1-Trichloroethane	ND		ug/l	0.50	--	1
Bromodichloromethane	ND		ug/l	0.50	--	1
trans-1,3-Dichloropropene	ND		ug/l	0.50	--	1
cis-1,3-Dichloropropene	ND		ug/l	0.50	--	1
1,3-Dichloropropene, Total	ND		ug/l	0.50	--	1
1,1-Dichloropropene	ND		ug/l	2.5	--	1
Bromoform	ND		ug/l	2.0	--	1
1,1,2,2-Tetrachloroethane	ND		ug/l	0.50	--	1
Benzene	ND		ug/l	0.50	--	1
Toluene	ND		ug/l	0.75	--	1
Ethylbenzene	ND		ug/l	0.50	--	1
Chloromethane	ND		ug/l	2.5	--	1
Bromomethane	ND		ug/l	1.0	--	1
Vinyl chloride	ND		ug/l	1.0	--	1
Chloroethane	ND		ug/l	1.0	--	1
1,1-Dichloroethene	ND		ug/l	0.50	--	1
trans-1,2-Dichloroethene	ND		ug/l	0.75	--	1

Project Name: TROY MILLS LANDFILL SUPERFUND **Lab Number:** L2262282

Project Number: 04.0190987.33 **Report Date:** 11/18/22

SAMPLE RESULTS

Lab ID: L2262282-03 Date Collected: 11/02/22 12:25

Client ID: TRY_MW-C6S DUP Date Received: 11/04/22

Sample Location: TROY, NH Field Prep: Not Specified

Sample Depth:

Parameter	Result	Qualifier	Units	RL	MDL	Dilution Factor
Volatile Organics by GC/MS - Westborough Lab						
1,2-Dichloroethene, Total	1.1		ug/l	0.50	--	1
Trichloroethene	ND		ug/l	0.50	--	1
1,2-Dichlorobenzene	ND		ug/l	2.5	--	1
1,3-Dichlorobenzene	ND		ug/l	2.5	--	1
1,4-Dichlorobenzene	ND		ug/l	2.5	--	1
Methyl tert butyl ether	ND		ug/l	1.0	--	1
p/m-Xylene	ND		ug/l	1.0	--	1
o-Xylene	ND		ug/l	1.0	--	1
Xylenes, Total	ND		ug/l	1.0	--	1
cis-1,2-Dichloroethene	1.1		ug/l	0.50	--	1
Dibromomethane	ND		ug/l	5.0	--	1
1,2,3-Trichloropropane	ND		ug/l	5.0	--	1
Styrene	ND		ug/l	1.0	--	1
Dichlorodifluoromethane	ND		ug/l	5.0	--	1
Acetone	ND		ug/l	5.0	--	1
Carbon disulfide	ND		ug/l	5.0	--	1
2-Butanone	ND		ug/l	5.0	--	1
4-Methyl-2-pentanone	ND		ug/l	5.0	--	1
2-Hexanone	ND		ug/l	5.0	--	1
Bromochloromethane	ND		ug/l	2.5	--	1
Tetrahydrofuran	ND		ug/l	5.0	--	1
2,2-Dichloropropane	ND		ug/l	2.5	--	1
1,2-Dibromoethane	ND		ug/l	2.0	--	1
1,1,1,2-Tetrachloroethane	ND		ug/l	0.50	--	1
Bromobenzene	ND		ug/l	2.5	--	1
n-Butylbenzene	ND		ug/l	0.50	--	1
sec-Butylbenzene	8.2		ug/l	0.50	--	1
tert-Butylbenzene	4.1		ug/l	2.5	--	1
o-Chlorotoluene	ND		ug/l	2.5	--	1
p-Chlorotoluene	ND		ug/l	2.5	--	1
1,2-Dibromo-3-chloropropane	ND		ug/l	2.5	--	1
Hexachlorobutadiene	ND		ug/l	0.50	--	1
Isopropylbenzene	ND		ug/l	0.50	--	1
p-Isopropyltoluene	ND		ug/l	0.50	--	1
Naphthalene	ND		ug/l	2.5	--	1
n-Propylbenzene	ND		ug/l	0.50	--	1
1,2,3-Trichlorobenzene	ND		ug/l	2.5	--	1

Project Name: TROY MILLS LANDFILL SUPERFUND **Lab Number:** L2262282

Project Number: 04.0190987.33 **Report Date:** 11/18/22

SAMPLE RESULTS

Lab ID: L2262282-03 Date Collected: 11/02/22 12:25

Client ID: TRY_MW-C6S DUP Date Received: 11/04/22

Sample Location: TROY, NH Field Prep: Not Specified

Sample Depth:

Parameter	Result	Qualifier	Units	RL	MDL	Dilution Factor
Volatile Organics by GC/MS - Westborough Lab						
1,2,4-Trichlorobenzene	ND		ug/l	2.5	--	1
1,3,5-Trimethylbenzene	ND		ug/l	2.5	--	1
1,3,5-Trichlorobenzene	ND		ug/l	2.0	--	1
1,2,4-Trimethylbenzene	ND		ug/l	2.5	--	1
Ethyl ether	ND		ug/l	2.5	--	1
Isopropyl Ether	ND		ug/l	2.0	--	1
Tert-Butyl Alcohol	ND		ug/l	10	--	1
Ethyl-Tert-Butyl-Ether	ND		ug/l	2.0	--	1
Tertiary-Amyl Methyl Ether	ND		ug/l	2.0	--	1
1,4-Dioxane	ND		ug/l	250	--	1

Surrogate	% Recovery	Qualifier	Acceptance Criteria
1,2-Dichloroethane-d4	103		70-130
Toluene-d8	101		70-130
4-Bromofluorobenzene	111		70-130
Dibromofluoromethane	101		70-130

Project Name: TROY MILLS LANDFILL SUPERFUND **Lab Number:** L2262282

Project Number: 04.0190987.33 **Report Date:** 11/18/22

SAMPLE RESULTS

Lab ID: L2262282-04
Client ID: TRY_MW-C6D
Sample Location: TROY, NH

Date Collected: 11/02/22 10:50
Date Received: 11/04/22
Field Prep: Not Specified

Sample Depth:
Matrix: Water
Analytical Method: 1,8260D
Analytical Date: 11/13/22 09:39
Analyst: MJV

Parameter	Result	Qualifier	Units	RL	MDL	Dilution Factor
Volatile Organics by GC/MS - Westborough Lab						
Methylene chloride	ND		ug/l	3.0	--	1
1,1-Dichloroethane	1.7		ug/l	0.75	--	1
Chloroform	ND		ug/l	0.75	--	1
Carbon tetrachloride	ND		ug/l	0.50	--	1
1,2-Dichloropropane	ND		ug/l	1.8	--	1
Dibromochloromethane	ND		ug/l	0.50	--	1
1,1,2-Trichloroethane	ND		ug/l	0.75	--	1
Tetrachloroethene	ND		ug/l	0.50	--	1
Chlorobenzene	ND		ug/l	0.50	--	1
Trichlorofluoromethane	ND		ug/l	2.5	--	1
1,2-Dichloroethane	0.67		ug/l	0.50	--	1
1,1,1-Trichloroethane	ND		ug/l	0.50	--	1
Bromodichloromethane	ND		ug/l	0.50	--	1
trans-1,3-Dichloropropene	ND		ug/l	0.50	--	1
cis-1,3-Dichloropropene	ND		ug/l	0.50	--	1
1,3-Dichloropropene, Total	ND		ug/l	0.50	--	1
1,1-Dichloropropene	ND		ug/l	2.5	--	1
Bromoform	ND		ug/l	2.0	--	1
1,1,2,2-Tetrachloroethane	ND		ug/l	0.50	--	1
Benzene	0.94		ug/l	0.50	--	1
Toluene	ND		ug/l	0.75	--	1
Ethylbenzene	ND		ug/l	0.50	--	1
Chloromethane	ND		ug/l	2.5	--	1
Bromomethane	ND		ug/l	1.0	--	1
Vinyl chloride	7.0		ug/l	1.0	--	1
Chloroethane	ND		ug/l	1.0	--	1
1,1-Dichloroethene	ND		ug/l	0.50	--	1
trans-1,2-Dichloroethene	ND		ug/l	0.75	--	1

Project Name: TROY MILLS LANDFILL SUPERFUND **Lab Number:** L2262282

Project Number: 04.0190987.33 **Report Date:** 11/18/22

SAMPLE RESULTS

Lab ID: L2262282-04 Date Collected: 11/02/22 10:50

Client ID: TRY_MW-C6D Date Received: 11/04/22

Sample Location: TROY, NH Field Prep: Not Specified

Sample Depth:

Parameter	Result	Qualifier	Units	RL	MDL	Dilution Factor
Volatile Organics by GC/MS - Westborough Lab						
1,2-Dichloroethene, Total	120		ug/l	0.50	--	1
Trichloroethene	0.57		ug/l	0.50	--	1
1,2-Dichlorobenzene	ND		ug/l	2.5	--	1
1,3-Dichlorobenzene	ND		ug/l	2.5	--	1
1,4-Dichlorobenzene	ND		ug/l	2.5	--	1
Methyl tert butyl ether	ND		ug/l	1.0	--	1
p/m-Xylene	ND		ug/l	1.0	--	1
o-Xylene	ND		ug/l	1.0	--	1
Xylenes, Total	ND		ug/l	1.0	--	1
cis-1,2-Dichloroethene	120		ug/l	0.50	--	1
Dibromomethane	ND		ug/l	5.0	--	1
1,2,3-Trichloropropane	ND		ug/l	5.0	--	1
Styrene	ND		ug/l	1.0	--	1
Dichlorodifluoromethane	ND		ug/l	5.0	--	1
Acetone	ND		ug/l	5.0	--	1
Carbon disulfide	ND		ug/l	5.0	--	1
2-Butanone	ND		ug/l	5.0	--	1
4-Methyl-2-pentanone	ND		ug/l	5.0	--	1
2-Hexanone	ND		ug/l	5.0	--	1
Bromochloromethane	ND		ug/l	2.5	--	1
Tetrahydrofuran	ND		ug/l	5.0	--	1
2,2-Dichloropropane	ND		ug/l	2.5	--	1
1,2-Dibromoethane	ND		ug/l	2.0	--	1
1,1,1,2-Tetrachloroethane	ND		ug/l	0.50	--	1
Bromobenzene	ND		ug/l	2.5	--	1
n-Butylbenzene	ND		ug/l	0.50	--	1
sec-Butylbenzene	1.6		ug/l	0.50	--	1
tert-Butylbenzene	ND		ug/l	2.5	--	1
o-Chlorotoluene	ND		ug/l	2.5	--	1
p-Chlorotoluene	ND		ug/l	2.5	--	1
1,2-Dibromo-3-chloropropane	ND		ug/l	2.5	--	1
Hexachlorobutadiene	ND		ug/l	0.50	--	1
Isopropylbenzene	ND		ug/l	0.50	--	1
p-Isopropyltoluene	ND		ug/l	0.50	--	1
Naphthalene	ND		ug/l	2.5	--	1
n-Propylbenzene	ND		ug/l	0.50	--	1
1,2,3-Trichlorobenzene	ND		ug/l	2.5	--	1

Project Name: TROY MILLS LANDFILL SUPERFUND **Lab Number:** L2262282

Project Number: 04.0190987.33 **Report Date:** 11/18/22

SAMPLE RESULTS

Lab ID: L2262282-04 Date Collected: 11/02/22 10:50

Client ID: TRY_MW-C6D Date Received: 11/04/22

Sample Location: TROY, NH Field Prep: Not Specified

Sample Depth:

Parameter	Result	Qualifier	Units	RL	MDL	Dilution Factor
Volatile Organics by GC/MS - Westborough Lab						
1,2,4-Trichlorobenzene	ND		ug/l	2.5	--	1
1,3,5-Trimethylbenzene	ND		ug/l	2.5	--	1
1,3,5-Trichlorobenzene	ND		ug/l	2.0	--	1
1,2,4-Trimethylbenzene	ND		ug/l	2.5	--	1
Ethyl ether	ND		ug/l	2.5	--	1
Isopropyl Ether	ND		ug/l	2.0	--	1
Tert-Butyl Alcohol	ND		ug/l	10	--	1
Ethyl-Tert-Butyl-Ether	ND		ug/l	2.0	--	1
Tertiary-Amyl Methyl Ether	ND		ug/l	2.0	--	1
1,4-Dioxane	ND		ug/l	250	--	1

Surrogate	% Recovery	Qualifier	Acceptance Criteria
1,2-Dichloroethane-d4	105		70-130
Toluene-d8	103		70-130
4-Bromofluorobenzene	101		70-130
Dibromofluoromethane	104		70-130

Project Name: TROY MILLS LANDFILL SUPERFUND **Lab Number:** L2262282

Project Number: 04.0190987.33 **Report Date:** 11/18/22

SAMPLE RESULTS

Lab ID: L2262282-05
Client ID: TRY_MW-702SX
Sample Location: TROY, NH

Date Collected: 11/02/22 12:35
Date Received: 11/04/22
Field Prep: Not Specified

Sample Depth:
Matrix: Water
Analytical Method: 1,8260D
Analytical Date: 11/13/22 09:59
Analyst: MJV

Parameter	Result	Qualifier	Units	RL	MDL	Dilution Factor
Volatile Organics by GC/MS - Westborough Lab						
Methylene chloride	ND		ug/l	3.0	--	1
1,1-Dichloroethane	ND		ug/l	0.75	--	1
Chloroform	ND		ug/l	0.75	--	1
Carbon tetrachloride	ND		ug/l	0.50	--	1
1,2-Dichloropropane	ND		ug/l	1.8	--	1
Dibromochloromethane	ND		ug/l	0.50	--	1
1,1,2-Trichloroethane	ND		ug/l	0.75	--	1
Tetrachloroethene	ND		ug/l	0.50	--	1
Chlorobenzene	ND		ug/l	0.50	--	1
Trichlorofluoromethane	ND		ug/l	2.5	--	1
1,2-Dichloroethane	ND		ug/l	0.50	--	1
1,1,1-Trichloroethane	ND		ug/l	0.50	--	1
Bromodichloromethane	ND		ug/l	0.50	--	1
trans-1,3-Dichloropropene	ND		ug/l	0.50	--	1
cis-1,3-Dichloropropene	ND		ug/l	0.50	--	1
1,3-Dichloropropene, Total	ND		ug/l	0.50	--	1
1,1-Dichloropropene	ND		ug/l	2.5	--	1
Bromoform	ND		ug/l	2.0	--	1
1,1,2,2-Tetrachloroethane	ND		ug/l	0.50	--	1
Benzene	ND		ug/l	0.50	--	1
Toluene	ND		ug/l	0.75	--	1
Ethylbenzene	ND		ug/l	0.50	--	1
Chloromethane	ND		ug/l	2.5	--	1
Bromomethane	ND		ug/l	1.0	--	1
Vinyl chloride	ND		ug/l	1.0	--	1
Chloroethane	ND		ug/l	1.0	--	1
1,1-Dichloroethene	ND		ug/l	0.50	--	1
trans-1,2-Dichloroethene	ND		ug/l	0.75	--	1

Project Name: TROY MILLS LANDFILL SUPERFUND **Lab Number:** L2262282

Project Number: 04.0190987.33 **Report Date:** 11/18/22

SAMPLE RESULTS

Lab ID: L2262282-05 Date Collected: 11/02/22 12:35

Client ID: TRY_MW-702SX Date Received: 11/04/22

Sample Location: TROY, NH Field Prep: Not Specified

Sample Depth:

Parameter	Result	Qualifier	Units	RL	MDL	Dilution Factor
Volatile Organics by GC/MS - Westborough Lab						
1,2-Dichloroethene, Total	ND		ug/l	0.50	--	1
Trichloroethene	ND		ug/l	0.50	--	1
1,2-Dichlorobenzene	ND		ug/l	2.5	--	1
1,3-Dichlorobenzene	ND		ug/l	2.5	--	1
1,4-Dichlorobenzene	ND		ug/l	2.5	--	1
Methyl tert butyl ether	ND		ug/l	1.0	--	1
p/m-Xylene	ND		ug/l	1.0	--	1
o-Xylene	ND		ug/l	1.0	--	1
Xylenes, Total	ND		ug/l	1.0	--	1
cis-1,2-Dichloroethene	ND		ug/l	0.50	--	1
Dibromomethane	ND		ug/l	5.0	--	1
1,2,3-Trichloropropane	ND		ug/l	5.0	--	1
Styrene	ND		ug/l	1.0	--	1
Dichlorodifluoromethane	ND		ug/l	5.0	--	1
Acetone	ND		ug/l	5.0	--	1
Carbon disulfide	ND		ug/l	5.0	--	1
2-Butanone	ND		ug/l	5.0	--	1
4-Methyl-2-pentanone	ND		ug/l	5.0	--	1
2-Hexanone	ND		ug/l	5.0	--	1
Bromochloromethane	ND		ug/l	2.5	--	1
Tetrahydrofuran	ND		ug/l	5.0	--	1
2,2-Dichloropropane	ND		ug/l	2.5	--	1
1,2-Dibromoethane	ND		ug/l	2.0	--	1
1,1,1,2-Tetrachloroethane	ND		ug/l	0.50	--	1
Bromobenzene	ND		ug/l	2.5	--	1
n-Butylbenzene	ND		ug/l	0.50	--	1
sec-Butylbenzene	ND		ug/l	0.50	--	1
tert-Butylbenzene	ND		ug/l	2.5	--	1
o-Chlorotoluene	ND		ug/l	2.5	--	1
p-Chlorotoluene	ND		ug/l	2.5	--	1
1,2-Dibromo-3-chloropropane	ND		ug/l	2.5	--	1
Hexachlorobutadiene	ND		ug/l	0.50	--	1
Isopropylbenzene	ND		ug/l	0.50	--	1
p-Isopropyltoluene	ND		ug/l	0.50	--	1
Naphthalene	ND		ug/l	2.5	--	1
n-Propylbenzene	ND		ug/l	0.50	--	1
1,2,3-Trichlorobenzene	ND		ug/l	2.5	--	1

Project Name: TROY MILLS LANDFILL SUPERFUND **Lab Number:** L2262282

Project Number: 04.0190987.33 **Report Date:** 11/18/22

SAMPLE RESULTS

Lab ID: L2262282-05 Date Collected: 11/02/22 12:35

Client ID: TRY_MW-702SX Date Received: 11/04/22

Sample Location: TROY, NH Field Prep: Not Specified

Sample Depth:

Parameter	Result	Qualifier	Units	RL	MDL	Dilution Factor
Volatile Organics by GC/MS - Westborough Lab						
1,2,4-Trichlorobenzene	ND		ug/l	2.5	--	1
1,3,5-Trimethylbenzene	ND		ug/l	2.5	--	1
1,3,5-Trichlorobenzene	ND		ug/l	2.0	--	1
1,2,4-Trimethylbenzene	ND		ug/l	2.5	--	1
Ethyl ether	ND		ug/l	2.5	--	1
Isopropyl Ether	ND		ug/l	2.0	--	1
Tert-Butyl Alcohol	ND		ug/l	10	--	1
Ethyl-Tert-Butyl-Ether	ND		ug/l	2.0	--	1
Tertiary-Amyl Methyl Ether	ND		ug/l	2.0	--	1
1,4-Dioxane	ND		ug/l	250	--	1

Surrogate	% Recovery	Qualifier	Acceptance Criteria
1,2-Dichloroethane-d4	105		70-130
Toluene-d8	101		70-130
4-Bromofluorobenzene	101		70-130
Dibromofluoromethane	103		70-130

Project Name: TROY MILLS LANDFILL SUPERFUND **Lab Number:** L2262282

Project Number: 04.0190987.33 **Report Date:** 11/18/22

SAMPLE RESULTS

Lab ID: L2262282-06
Client ID: TRY_MW-702D
Sample Location: TROY, NH

Date Collected: 11/02/22 14:30
Date Received: 11/04/22
Field Prep: Not Specified

Sample Depth:
Matrix: Water
Analytical Method: 1,8260D
Analytical Date: 11/13/22 10:19
Analyst: MJV

Parameter	Result	Qualifier	Units	RL	MDL	Dilution Factor
Volatile Organics by GC/MS - Westborough Lab						
Methylene chloride	ND		ug/l	3.0	--	1
1,1-Dichloroethane	ND		ug/l	0.75	--	1
Chloroform	ND		ug/l	0.75	--	1
Carbon tetrachloride	ND		ug/l	0.50	--	1
1,2-Dichloropropane	ND		ug/l	1.8	--	1
Dibromochloromethane	ND		ug/l	0.50	--	1
1,1,2-Trichloroethane	ND		ug/l	0.75	--	1
Tetrachloroethene	ND		ug/l	0.50	--	1
Chlorobenzene	ND		ug/l	0.50	--	1
Trichlorofluoromethane	ND		ug/l	2.5	--	1
1,2-Dichloroethane	ND		ug/l	0.50	--	1
1,1,1-Trichloroethane	ND		ug/l	0.50	--	1
Bromodichloromethane	ND		ug/l	0.50	--	1
trans-1,3-Dichloropropene	ND		ug/l	0.50	--	1
cis-1,3-Dichloropropene	ND		ug/l	0.50	--	1
1,3-Dichloropropene, Total	ND		ug/l	0.50	--	1
1,1-Dichloropropene	ND		ug/l	2.5	--	1
Bromoform	ND		ug/l	2.0	--	1
1,1,2,2-Tetrachloroethane	ND		ug/l	0.50	--	1
Benzene	ND		ug/l	0.50	--	1
Toluene	ND		ug/l	0.75	--	1
Ethylbenzene	ND		ug/l	0.50	--	1
Chloromethane	ND		ug/l	2.5	--	1
Bromomethane	ND		ug/l	1.0	--	1
Vinyl chloride	ND		ug/l	1.0	--	1
Chloroethane	ND		ug/l	1.0	--	1
1,1-Dichloroethene	ND		ug/l	0.50	--	1
trans-1,2-Dichloroethene	ND		ug/l	0.75	--	1

Project Name: TROY MILLS LANDFILL SUPERFUND **Lab Number:** L2262282

Project Number: 04.0190987.33 **Report Date:** 11/18/22

SAMPLE RESULTS

Lab ID: L2262282-06 Date Collected: 11/02/22 14:30

Client ID: TRY_MW-702D Date Received: 11/04/22

Sample Location: TROY, NH Field Prep: Not Specified

Sample Depth:

Parameter	Result	Qualifier	Units	RL	MDL	Dilution Factor
Volatile Organics by GC/MS - Westborough Lab						
1,2-Dichloroethene, Total	ND		ug/l	0.50	--	1
Trichloroethene	ND		ug/l	0.50	--	1
1,2-Dichlorobenzene	ND		ug/l	2.5	--	1
1,3-Dichlorobenzene	ND		ug/l	2.5	--	1
1,4-Dichlorobenzene	ND		ug/l	2.5	--	1
Methyl tert butyl ether	ND		ug/l	1.0	--	1
p/m-Xylene	ND		ug/l	1.0	--	1
o-Xylene	ND		ug/l	1.0	--	1
Xylenes, Total	ND		ug/l	1.0	--	1
cis-1,2-Dichloroethene	ND		ug/l	0.50	--	1
Dibromomethane	ND		ug/l	5.0	--	1
1,2,3-Trichloropropane	ND		ug/l	5.0	--	1
Styrene	ND		ug/l	1.0	--	1
Dichlorodifluoromethane	ND		ug/l	5.0	--	1
Acetone	ND		ug/l	5.0	--	1
Carbon disulfide	ND		ug/l	5.0	--	1
2-Butanone	ND		ug/l	5.0	--	1
4-Methyl-2-pentanone	ND		ug/l	5.0	--	1
2-Hexanone	ND		ug/l	5.0	--	1
Bromochloromethane	ND		ug/l	2.5	--	1
Tetrahydrofuran	ND		ug/l	5.0	--	1
2,2-Dichloropropane	ND		ug/l	2.5	--	1
1,2-Dibromoethane	ND		ug/l	2.0	--	1
1,1,1,2-Tetrachloroethane	ND		ug/l	0.50	--	1
Bromobenzene	ND		ug/l	2.5	--	1
n-Butylbenzene	ND		ug/l	0.50	--	1
sec-Butylbenzene	ND		ug/l	0.50	--	1
tert-Butylbenzene	ND		ug/l	2.5	--	1
o-Chlorotoluene	ND		ug/l	2.5	--	1
p-Chlorotoluene	ND		ug/l	2.5	--	1
1,2-Dibromo-3-chloropropane	ND		ug/l	2.5	--	1
Hexachlorobutadiene	ND		ug/l	0.50	--	1
Isopropylbenzene	ND		ug/l	0.50	--	1
p-Isopropyltoluene	ND		ug/l	0.50	--	1
Naphthalene	ND		ug/l	2.5	--	1
n-Propylbenzene	ND		ug/l	0.50	--	1
1,2,3-Trichlorobenzene	ND		ug/l	2.5	--	1

Project Name: TROY MILLS LANDFILL SUPERFUND **Lab Number:** L2262282

Project Number: 04.0190987.33 **Report Date:** 11/18/22

SAMPLE RESULTS

Lab ID: L2262282-06 Date Collected: 11/02/22 14:30

Client ID: TRY_MW-702D Date Received: 11/04/22

Sample Location: TROY, NH Field Prep: Not Specified

Sample Depth:

Parameter	Result	Qualifier	Units	RL	MDL	Dilution Factor
Volatile Organics by GC/MS - Westborough Lab						
1,2,4-Trichlorobenzene	ND		ug/l	2.5	--	1
1,3,5-Trimethylbenzene	ND		ug/l	2.5	--	1
1,3,5-Trichlorobenzene	ND		ug/l	2.0	--	1
1,2,4-Trimethylbenzene	ND		ug/l	2.5	--	1
Ethyl ether	ND		ug/l	2.5	--	1
Isopropyl Ether	ND		ug/l	2.0	--	1
Tert-Butyl Alcohol	ND		ug/l	10	--	1
Ethyl-Tert-Butyl-Ether	ND		ug/l	2.0	--	1
Tertiary-Amyl Methyl Ether	ND		ug/l	2.0	--	1
1,4-Dioxane	ND		ug/l	250	--	1

Surrogate	% Recovery	Qualifier	Acceptance Criteria
1,2-Dichloroethane-d4	104		70-130
Toluene-d8	102		70-130
4-Bromofluorobenzene	104		70-130
Dibromofluoromethane	102		70-130

Project Name: TROY MILLS LANDFILL SUPERFUND **Lab Number:** L2262282

Project Number: 04.0190987.33 **Report Date:** 11/18/22

Method Blank Analysis
Batch Quality Control

Analytical Method: 1,8260D
Analytical Date: 11/13/22 06:38
Analyst: MJV

Parameter	Result	Qualifier	Units	RL	MDL
Volatile Organics by GC/MS - Westborough Lab for sample(s): 01-06 Batch: WG1712069-5					
Methylene chloride	ND		ug/l	3.0	--
1,1-Dichloroethane	ND		ug/l	0.75	--
Chloroform	ND		ug/l	0.75	--
Carbon tetrachloride	ND		ug/l	0.50	--
1,2-Dichloropropane	ND		ug/l	1.8	--
Dibromochloromethane	ND		ug/l	0.50	--
1,1,2-Trichloroethane	ND		ug/l	0.75	--
Tetrachloroethene	ND		ug/l	0.50	--
Chlorobenzene	ND		ug/l	0.50	--
Trichlorofluoromethane	ND		ug/l	2.5	--
1,2-Dichloroethane	ND		ug/l	0.50	--
1,1,1-Trichloroethane	ND		ug/l	0.50	--
Bromodichloromethane	ND		ug/l	0.50	--
trans-1,3-Dichloropropene	ND		ug/l	0.50	--
cis-1,3-Dichloropropene	ND		ug/l	0.50	--
1,3-Dichloropropene, Total	ND		ug/l	0.50	--
1,1-Dichloropropene	ND		ug/l	2.5	--
Bromoform	ND		ug/l	2.0	--
1,1,2,2-Tetrachloroethane	ND		ug/l	0.50	--
Benzene	ND		ug/l	0.50	--
Toluene	ND		ug/l	0.75	--
Ethylbenzene	ND		ug/l	0.50	--
Chloromethane	ND		ug/l	2.5	--
Bromomethane	ND		ug/l	1.0	--
Vinyl chloride	ND		ug/l	1.0	--
Chloroethane	ND		ug/l	1.0	--
1,1-Dichloroethene	ND		ug/l	0.50	--
trans-1,2-Dichloroethene	ND		ug/l	0.75	--
1,2-Dichloroethene, Total	ND		ug/l	0.50	--

Project Name: TROY MILLS LANDFILL SUPERFUND **Lab Number:** L2262282

Project Number: 04.0190987.33 **Report Date:** 11/18/22

Method Blank Analysis
Batch Quality Control

Analytical Method: 1,8260D
Analytical Date: 11/13/22 06:38
Analyst: MJV

Parameter	Result	Qualifier	Units	RL	MDL
Volatile Organics by GC/MS - Westborough Lab for sample(s): 01-06 Batch: WG1712069-5					
Trichloroethene	ND		ug/l	0.50	--
1,2-Dichlorobenzene	ND		ug/l	2.5	--
1,3-Dichlorobenzene	ND		ug/l	2.5	--
1,4-Dichlorobenzene	ND		ug/l	2.5	--
Methyl tert butyl ether	ND		ug/l	1.0	--
p/m-Xylene	ND		ug/l	1.0	--
o-Xylene	ND		ug/l	1.0	--
Xylenes, Total	ND		ug/l	1.0	--
cis-1,2-Dichloroethene	ND		ug/l	0.50	--
Dibromomethane	ND		ug/l	5.0	--
1,2,3-Trichloropropane	ND		ug/l	5.0	--
Styrene	ND		ug/l	1.0	--
Dichlorodifluoromethane	ND		ug/l	5.0	--
Acetone	ND		ug/l	5.0	--
Carbon disulfide	ND		ug/l	5.0	--
2-Butanone	ND		ug/l	5.0	--
4-Methyl-2-pentanone	ND		ug/l	5.0	--
2-Hexanone	ND		ug/l	5.0	--
Bromochloromethane	ND		ug/l	2.5	--
Tetrahydrofuran	ND		ug/l	5.0	--
2,2-Dichloropropane	ND		ug/l	2.5	--
1,2-Dibromoethane	ND		ug/l	2.0	--
1,1,1,2-Tetrachloroethane	ND		ug/l	0.50	--
Bromobenzene	ND		ug/l	2.5	--
n-Butylbenzene	ND		ug/l	0.50	--
sec-Butylbenzene	ND		ug/l	0.50	--
tert-Butylbenzene	ND		ug/l	2.5	--
o-Chlorotoluene	ND		ug/l	2.5	--
p-Chlorotoluene	ND		ug/l	2.5	--

Project Name: TROY MILLS LANDFILL SUPERFUND **Lab Number:** L2262282

Project Number: 04.0190987.33 **Report Date:** 11/18/22

Method Blank Analysis
Batch Quality Control

Analytical Method: 1,8260D
Analytical Date: 11/13/22 06:38
Analyst: MJV

Parameter	Result	Qualifier	Units	RL	MDL
Volatile Organics by GC/MS - Westborough Lab for sample(s): 01-06 Batch: WG1712069-5					
1,2-Dibromo-3-chloropropane	ND		ug/l	2.5	--
Hexachlorobutadiene	ND		ug/l	0.50	--
Isopropylbenzene	ND		ug/l	0.50	--
p-Isopropyltoluene	ND		ug/l	0.50	--
Naphthalene	ND		ug/l	2.5	--
n-Propylbenzene	ND		ug/l	0.50	--
1,2,3-Trichlorobenzene	ND		ug/l	2.5	--
1,2,4-Trichlorobenzene	ND		ug/l	2.5	--
1,3,5-Trimethylbenzene	ND		ug/l	2.5	--
1,3,5-Trichlorobenzene	ND		ug/l	2.0	--
1,2,4-Trimethylbenzene	ND		ug/l	2.5	--
Ethyl ether	ND		ug/l	2.5	--
Isopropyl Ether	ND		ug/l	2.0	--
Tert-Butyl Alcohol	ND		ug/l	10	--
Ethyl-Tert-Butyl-Ether	ND		ug/l	2.0	--
Tertiary-Amyl Methyl Ether	ND		ug/l	2.0	--
1,4-Dioxane	ND		ug/l	250	--

Surrogate	%Recovery	Qualifier	Acceptance Criteria
1,2-Dichloroethane-d4	103		70-130
Toluene-d8	100		70-130
4-Bromofluorobenzene	100		70-130
Dibromofluoromethane	103		70-130

Lab Control Sample Analysis
Batch Quality Control

Project Name: TROY MILLS LANDFILL SUPERFUND
Project Number: 04.0190987.33

Lab Number: L2262282
Report Date: 11/18/22

Parameter	LCS %Recovery	Qual	LCSD %Recovery	Qual	%Recovery Limits	RPD	Qual	RPD Limits
Volatile Organics by GC/MS - Westborough Lab Associated sample(s): 01-06 Batch: WG1712069-3 WG1712069-4								
Methylene chloride	98		93		70-130	5		20
1,1-Dichloroethane	99		97		70-130	2		20
Chloroform	99		97		70-130	2		20
Carbon tetrachloride	95		92		63-132	3		20
1,2-Dichloropropane	96		95		70-130	1		20
Dibromochloromethane	92		92		63-130	0		20
1,1,2-Trichloroethane	98		100		70-130	2		20
Tetrachloroethene	97		96		70-130	1		20
Chlorobenzene	96		96		75-130	0		25
Trichlorofluoromethane	95		91		62-150	4		20
1,2-Dichloroethane	96		95		70-130	1		20
1,1,1-Trichloroethane	97		94		67-130	3		20
Bromodichloromethane	94		93		67-130	1		20
trans-1,3-Dichloropropene	92		92		70-130	0		20
cis-1,3-Dichloropropene	93		92		70-130	1		20
1,1-Dichloropropene	96		96		70-130	0		20
Bromoform	84		83		54-136	1		20
1,1,2,2-Tetrachloroethane	100		100		67-130	0		20
Benzene	99		98		70-130	1		25
Toluene	97		96		70-130	1		25
Ethylbenzene	95		95		70-130	0		20
Chloromethane	96		92		64-130	4		20
Bromomethane	100		100		39-139	0		20

Lab Control Sample Analysis
Batch Quality Control

Project Name: TROY MILLS LANDFILL SUPERFUND
Project Number: 04.0190987.33

Lab Number: L2262282
Report Date: 11/18/22

Parameter	LCS %Recovery	Qual	LCSD %Recovery	Qual	%Recovery Limits	RPD	Qual	RPD Limits
Volatile Organics by GC/MS - Westborough Lab Associated sample(s): 01-06 Batch: WG1712069-3 WG1712069-4								
Vinyl chloride	100		98		55-140	2		20
Chloroethane	110		110		55-138	0		20
1,1-Dichloroethene	94		92		61-145	2		25
trans-1,2-Dichloroethene	100		99		70-130	1		20
Trichloroethene	95		96		70-130	1		25
1,2-Dichlorobenzene	96		94		70-130	2		20
1,3-Dichlorobenzene	97		97		70-130	0		20
1,4-Dichlorobenzene	98		95		70-130	3		20
Methyl tert butyl ether	93		93		63-130	0		20
p/m-Xylene	95		90		70-130	5		20
o-Xylene	95		95		70-130	0		20
cis-1,2-Dichloroethene	100		99		70-130	1		20
Dibromomethane	100		96		70-130	4		20
1,2,3-Trichloropropane	92		94		64-130	2		20
Styrene	90		95		70-130	5		20
Dichlorodifluoromethane	100		96		36-147	4		20
Acetone	92		110		58-148	18		20
Carbon disulfide	92		91		51-130	1		20
2-Butanone	92		98		63-138	6		20
4-Methyl-2-pentanone	92		97		59-130	5		20
2-Hexanone	86		92		57-130	7		20
Bromochloromethane	100		100		70-130	0		20
Tetrahydrofuran	82		86		58-130	5		20

Lab Control Sample Analysis
Batch Quality Control

Project Name: TROY MILLS LANDFILL SUPERFUND
Project Number: 04.0190987.33

Lab Number: L2262282
Report Date: 11/18/22

Parameter	LCS %Recovery	Qual	LCSD %Recovery	Qual	%Recovery Limits	RPD	Qual	RPD Limits
Volatile Organics by GC/MS - Westborough Lab Associated sample(s): 01-06 Batch: WG1712069-3 WG1712069-4								
2,2-Dichloropropane	99		96		63-133	3		20
1,2-Dibromoethane	96		99		70-130	3		20
1,1,1,2-Tetrachloroethane	89		91		64-130	2		20
Bromobenzene	97		95		70-130	2		20
n-Butylbenzene	96		94		53-136	2		20
sec-Butylbenzene	98		95		70-130	3		20
tert-Butylbenzene	96		93		70-130	3		20
o-Chlorotoluene	97		96		70-130	1		20
p-Chlorotoluene	98		96		70-130	2		20
1,2-Dibromo-3-chloropropane	88		90		41-144	2		20
Hexachlorobutadiene	95		94		63-130	1		20
Isopropylbenzene	95		94		70-130	1		20
p-Isopropyltoluene	95		94		70-130	1		20
Naphthalene	97		97		70-130	0		20
n-Propylbenzene	96		96		69-130	0		20
1,2,3-Trichlorobenzene	94		94		70-130	0		20
1,2,4-Trichlorobenzene	98		95		70-130	3		20
1,3,5-Trimethylbenzene	94		92		64-130	2		20
1,3,5-Trichlorobenzene	92		95		70-130	3		20
1,2,4-Trimethylbenzene	94		93		70-130	1		20
Ethyl ether	94		92		59-134	2		20
Isopropyl Ether	92		92		70-130	0		20
Tert-Butyl Alcohol	90		92		70-130	2		20

Lab Control Sample Analysis

Batch Quality Control

Project Name: TROY MILLS LANDFILL SUPERFUND

Project Number: 04.0190987.33

Lab Number: L2262282

Report Date: 11/18/22

Parameter	LCS %Recovery	Qual	LCSD %Recovery	Qual	%Recovery Limits	RPD	Qual	RPD Limits
Volatile Organics by GC/MS - Westborough Lab Associated sample(s): 01-06 Batch: WG1712069-3 WG1712069-4								
Ethyl-Tert-Butyl-Ether	91		91		70-130	0		20
Tertiary-Amyl Methyl Ether	88		89		66-130	1		20
1,4-Dioxane	114		118		56-162	3		20

Surrogate	LCS %Recovery	Qual	LCSD %Recovery	Qual	Acceptance Criteria
1,2-Dichloroethane-d4	102		100		70-130
Toluene-d8	100		101		70-130
4-Bromofluorobenzene	99		101		70-130
Dibromofluoromethane	101		101		70-130

SEMIVOLATILES

Project Name: TROY MILLS LANDFILL SUPERFUND **Lab Number:** L2262282

Project Number: 04.0190987.33 **Report Date:** 11/18/22

SAMPLE RESULTS

Lab ID: L2262282-02
Client ID: TRY_MW-C6S
Sample Location: TROY, NH

Date Collected: 11/02/22 12:25
Date Received: 11/04/22
Field Prep: Not Specified

Sample Depth:
Matrix: Water
Analytical Method: 1,8270E
Analytical Date: 11/08/22 09:39
Analyst: SZ

Extraction Method: EPA 3510C
Extraction Date: 11/06/22 16:17

Parameter	Result	Qualifier	Units	RL	MDL	Dilution Factor
Semivolatile Organics by GC/MS - Westborough Lab						
Benzidine	ND		ug/l	20	--	1
1,2,4-Trichlorobenzene	ND		ug/l	5.0	--	1
Bis(2-chloroethyl)ether	ND		ug/l	2.0	--	1
1,2-Dichlorobenzene	ND		ug/l	2.0	--	1
1,3-Dichlorobenzene	ND		ug/l	2.0	--	1
1,4-Dichlorobenzene	ND		ug/l	2.0	--	1
3,3'-Dichlorobenzidine	ND		ug/l	5.0	--	1
2,4-Dinitrotoluene	ND		ug/l	5.0	--	1
2,6-Dinitrotoluene	ND		ug/l	5.0	--	1
Azobenzene	ND		ug/l	2.0	--	1
4-Chlorophenyl phenyl ether	ND		ug/l	2.0	--	1
4-Bromophenyl phenyl ether	ND		ug/l	2.0	--	1
Bis(2-chloroisopropyl)ether	ND		ug/l	2.0	--	1
Bis(2-chloroethoxy)methane	ND		ug/l	5.0	--	1
Hexachlorocyclopentadiene	ND		ug/l	20	--	1
Isophorone	ND		ug/l	5.0	--	1
Nitrobenzene	ND		ug/l	2.0	--	1
NDPA/DPA	ND		ug/l	2.0	--	1
n-Nitrosodi-n-propylamine	ND		ug/l	5.0	--	1
Bis(2-ethylhexyl)phthalate	ND		ug/l	3.0	--	1
Butyl benzyl phthalate	ND		ug/l	5.0	--	1
Di-n-butylphthalate	ND		ug/l	5.0	--	1
Di-n-octylphthalate	ND		ug/l	5.0	--	1
Diethyl phthalate	ND		ug/l	5.0	--	1
Dimethyl phthalate	ND		ug/l	5.0	--	1
Biphenyl	ND		ug/l	2.0	--	1
Aniline	ND		ug/l	2.0	--	1
4-Chloroaniline	ND		ug/l	5.0	--	1

Project Name: TROY MILLS LANDFILL SUPERFUND **Lab Number:** L2262282

Project Number: 04.0190987.33 **Report Date:** 11/18/22

SAMPLE RESULTS

Lab ID: L2262282-02 Date Collected: 11/02/22 12:25

Client ID: TRY_MW-C6S Date Received: 11/04/22

Sample Location: TROY, NH Field Prep: Not Specified

Sample Depth:

Parameter	Result	Qualifier	Units	RL	MDL	Dilution Factor
Semivolatile Organics by GC/MS - Westborough Lab						
2-Nitroaniline	ND		ug/l	5.0	--	1
3-Nitroaniline	ND		ug/l	5.0	--	1
4-Nitroaniline	ND		ug/l	5.0	--	1
Dibenzofuran	ND		ug/l	2.0	--	1
n-Nitrosodimethylamine	ND		ug/l	2.0	--	1
2,4,6-Trichlorophenol	ND		ug/l	5.0	--	1
p-Chloro-m-cresol	ND		ug/l	2.0	--	1
2-Chlorophenol	ND		ug/l	2.0	--	1
2,4-Dichlorophenol	ND		ug/l	5.0	--	1
2,4-Dimethylphenol	ND		ug/l	5.0	--	1
2-Nitrophenol	ND		ug/l	10	--	1
4-Nitrophenol	ND		ug/l	10	--	1
2,4-Dinitrophenol	ND		ug/l	20	--	1
4,6-Dinitro-o-cresol	ND		ug/l	10	--	1
Phenol	ND		ug/l	5.0	--	1
2-Methylphenol	ND		ug/l	5.0	--	1
3-Methylphenol/4-Methylphenol	ND		ug/l	5.0	--	1
2,4,5-Trichlorophenol	ND		ug/l	5.0	--	1
Benzoic Acid	ND		ug/l	50	--	1
Benzyl Alcohol	ND		ug/l	2.0	--	1
Carbazole	ND		ug/l	2.0	--	1
Pyridine	ND		ug/l	3.5	--	1

Surrogate	% Recovery	Qualifier	Acceptance Criteria
2-Fluorophenol	82		21-120
Phenol-d6	63		10-120
Nitrobenzene-d5	84		23-120
2-Fluorobiphenyl	90		15-120
2,4,6-Tribromophenol	106		10-120
4-Terphenyl-d14	97		41-149

Project Name: TROY MILLS LANDFILL SUPERFUND
Lab Number: L2262282
Project Number: 04.0190987.33
Report Date: 11/18/22

SAMPLE RESULTS

Lab ID: L2262282-02
Client ID: TRY_MW-C6S
Sample Location: TROY, NH

Date Collected: 11/02/22 12:25
Date Received: 11/04/22
Field Prep: Not Specified

Sample Depth:
Matrix: Water
Analytical Method: 1,8270E-SIM
Analytical Date: 11/10/22 17:00
Analyst: DMB

Extraction Method: EPA 3510C
Extraction Date: 11/09/22 08:45

Parameter	Result	Qualifier	Units	RL	MDL	Dilution Factor
1,4 Dioxane by 8270E-SIM - Mansfield Lab						
1,4-Dioxane	ND		ug/l	0.144	--	1

Surrogate	% Recovery	Qualifier	Acceptance Criteria
1,4-Dioxane-d8	52		15-110

Project Name: TROY MILLS LANDFILL SUPERFUND **Lab Number:** L2262282

Project Number: 04.0190987.33 **Report Date:** 11/18/22

SAMPLE RESULTS

Lab ID: L2262282-02
Client ID: TRY_MW-C6S
Sample Location: TROY, NH

Date Collected: 11/02/22 12:25
Date Received: 11/04/22
Field Prep: Not Specified

Sample Depth:
Matrix: Water
Analytical Method: 1,8270E-SIM
Analytical Date: 11/14/22 16:49
Analyst: DV

Extraction Method: EPA 3510C
Extraction Date: 11/06/22 16:20

Parameter	Result	Qualifier	Units	RL	MDL	Dilution Factor
Semivolatile Organics by GC/MS-SIM - Westborough Lab						
Acenaphthene	ND		ug/l	0.10	--	1
2-Chloronaphthalene	ND		ug/l	0.20	--	1
Fluoranthene	ND		ug/l	0.10	--	1
Hexachlorobutadiene	ND		ug/l	0.50	--	1
Naphthalene	ND		ug/l	0.10	--	1
Benzo(a)anthracene	ND		ug/l	0.10	--	1
Benzo(a)pyrene	ND		ug/l	0.10	--	1
Benzo(b)fluoranthene	ND		ug/l	0.10	--	1
Benzo(k)fluoranthene	ND		ug/l	0.10	--	1
Chrysene	ND		ug/l	0.10	--	1
Acenaphthylene	ND		ug/l	0.10	--	1
Anthracene	ND		ug/l	0.10	--	1
Benzo(ghi)perylene	ND		ug/l	0.10	--	1
Fluorene	ND		ug/l	0.10	--	1
Phenanthrene	ND		ug/l	0.10	--	1
Dibenzo(a,h)anthracene	ND		ug/l	0.10	--	1
Indeno(1,2,3-cd)pyrene	ND		ug/l	0.10	--	1
Pyrene	ND		ug/l	0.10	--	1
1-Methylnaphthalene	ND		ug/l	0.10	--	1
2-Methylnaphthalene	ND		ug/l	0.10	--	1
Pentachlorophenol	ND		ug/l	0.80	--	1
Hexachlorobenzene	ND		ug/l	0.80	--	1
Hexachloroethane	ND		ug/l	0.80	--	1

Project Name: TROY MILLS LANDFILL SUPERFUND **Lab Number:** L2262282

Project Number: 04.0190987.33 **Report Date:** 11/18/22

SAMPLE RESULTS

Lab ID: L2262282-02 Date Collected: 11/02/22 12:25

Client ID: TRY_MW-C6S Date Received: 11/04/22

Sample Location: TROY, NH Field Prep: Not Specified

Sample Depth:

Parameter	Result	Qualifier	Units	RL	MDL	Dilution Factor

Semivolatile Organics by GC/MS-SIM - Westborough Lab

Surrogate	% Recovery	Qualifier	Acceptance Criteria
2-Fluorophenol	93		21-120
Phenol-d6	80		10-120
Nitrobenzene-d5	**153**	Q	23-120
2-Fluorobiphenyl	100		15-120
2,4,6-Tribromophenol	**181**	Q	10-120
4-Terphenyl-d14	114		41-149

Project Name: TROY MILLS LANDFILL SUPERFUND **Lab Number:** L2262282

Project Number: 04.0190987.33 **Report Date:** 11/18/22

SAMPLE RESULTS

Lab ID: L2262282-03
Client ID: TRY_MW-C6S DUP
Sample Location: TROY, NH

Date Collected: 11/02/22 12:25
Date Received: 11/04/22
Field Prep: Not Specified

Sample Depth:
Matrix: Water
Analytical Method: 1,8270E-SIM
Analytical Date: 11/10/22 17:26
Analyst: DMB

Extraction Method: EPA 3510C
Extraction Date: 11/09/22 08:45

Parameter	Result	Qualifier	Units	RL	MDL	Dilution Factor
1,4 Dioxane by 8270E-SIM - Mansfield Lab						
1,4-Dioxane	ND		ug/l	0.144	--	1

Surrogate	% Recovery	Qualifier	Acceptance Criteria
1,4-Dioxane-d8	55		15-110

Project Name: TROY MILLS LANDFILL SUPERFUND **Lab Number:** L2262282

Project Number: 04.0190987.33 **Report Date:** 11/18/22

SAMPLE RESULTS

Lab ID: L2262282-04
Client ID: TRY_MW-C6D
Sample Location: TROY, NH

Date Collected: 11/02/22 10:50
Date Received: 11/04/22
Field Prep: Not Specified

Sample Depth:
Matrix: Water
Analytical Method: 1,8270E
Analytical Date: 11/08/22 10:01
Analyst: SZ

Extraction Method: EPA 3510C
Extraction Date: 11/06/22 16:17

Parameter	Result	Qualifier	Units	RL	MDL	Dilution Factor
Semivolatile Organics by GC/MS - Westborough Lab						
Benzidine	ND		ug/l	20	--	1
1,2,4-Trichlorobenzene	ND		ug/l	5.0	--	1
Bis(2-chloroethyl)ether	ND		ug/l	2.0	--	1
1,2-Dichlorobenzene	ND		ug/l	2.0	--	1
1,3-Dichlorobenzene	ND		ug/l	2.0	--	1
1,4-Dichlorobenzene	ND		ug/l	2.0	--	1
3,3'-Dichlorobenzidine	ND		ug/l	5.0	--	1
2,4-Dinitrotoluene	ND		ug/l	5.0	--	1
2,6-Dinitrotoluene	ND		ug/l	5.0	--	1
Azobenzene	ND		ug/l	2.0	--	1
4-Chlorophenyl phenyl ether	ND		ug/l	2.0	--	1
4-Bromophenyl phenyl ether	ND		ug/l	2.0	--	1
Bis(2-chloroisopropyl)ether	ND		ug/l	2.0	--	1
Bis(2-chloroethoxy)methane	ND		ug/l	5.0	--	1
Hexachlorocyclopentadiene	ND		ug/l	20	--	1
Isophorone	ND		ug/l	5.0	--	1
Nitrobenzene	ND		ug/l	2.0	--	1
NDPA/DPA	ND		ug/l	2.0	--	1
n-Nitrosodi-n-propylamine	ND		ug/l	5.0	--	1
Bis(2-ethylhexyl)phthalate	ND		ug/l	3.0	--	1
Butyl benzyl phthalate	ND		ug/l	5.0	--	1
Di-n-butylphthalate	ND		ug/l	5.0	--	1
Di-n-octylphthalate	ND		ug/l	5.0	--	1
Diethyl phthalate	ND		ug/l	5.0	--	1
Dimethyl phthalate	ND		ug/l	5.0	--	1
Biphenyl	ND		ug/l	2.0	--	1
Aniline	ND		ug/l	2.0	--	1
4-Chloroaniline	ND		ug/l	5.0	--	1

Project Name: TROY MILLS LANDFILL SUPERFUND **Lab Number:** L2262282

Project Number: 04.0190987.33 **Report Date:** 11/18/22

SAMPLE RESULTS

Lab ID: L2262282-04 Date Collected: 11/02/22 10:50

Client ID: TRY_MW-C6D Date Received: 11/04/22

Sample Location: TROY, NH Field Prep: Not Specified

Sample Depth:

Parameter	Result	Qualifier	Units	RL	MDL	Dilution Factor
Semivolatile Organics by GC/MS - Westborough Lab						
2-Nitroaniline	ND		ug/l	5.0	--	1
3-Nitroaniline	ND		ug/l	5.0	--	1
4-Nitroaniline	ND		ug/l	5.0	--	1
Dibenzofuran	ND		ug/l	2.0	--	1
n-Nitrosodimethylamine	ND		ug/l	2.0	--	1
2,4,6-Trichlorophenol	ND		ug/l	5.0	--	1
p-Chloro-m-cresol	ND		ug/l	2.0	--	1
2-Chlorophenol	ND		ug/l	2.0	--	1
2,4-Dichlorophenol	ND		ug/l	5.0	--	1
2,4-Dimethylphenol	ND		ug/l	5.0	--	1
2-Nitrophenol	ND		ug/l	10	--	1
4-Nitrophenol	ND		ug/l	10	--	1
2,4-Dinitrophenol	ND		ug/l	20	--	1
4,6-Dinitro-o-cresol	ND		ug/l	10	--	1
Phenol	ND		ug/l	5.0	--	1
2-Methylphenol	ND		ug/l	5.0	--	1
3-Methylphenol/4-Methylphenol	ND		ug/l	5.0	--	1
2,4,5-Trichlorophenol	ND		ug/l	5.0	--	1
Benzoic Acid	ND		ug/l	50	--	1
Benzyl Alcohol	ND		ug/l	2.0	--	1
Carbazole	ND		ug/l	2.0	--	1
Pyridine	ND		ug/l	3.5	--	1

Surrogate	% Recovery	Qualifier	Acceptance Criteria
2-Fluorophenol	119		21-120
Phenol-d6	117		10-120
Nitrobenzene-d5	**164**	Q	23-120
2-Fluorobiphenyl	**172**	Q	15-120
2,4,6-Tribromophenol	**126**	Q	10-120
4-Terphenyl-d14	**184**	Q	41-149

Project Name: TROY MILLS LANDFILL SUPERFUND
Lab Number: L2262282
Project Number: 04.0190987.33
Report Date: 11/18/22

SAMPLE RESULTS

Lab ID: L2262282-04
Client ID: TRY_MW-C6D
Sample Location: TROY, NH

Date Collected: 11/02/22 10:50
Date Received: 11/04/22
Field Prep: Not Specified

Sample Depth:
Matrix: Water
Analytical Method: 1,8270E-SIM
Analytical Date: 11/10/22 17:50
Analyst: DMB

Extraction Method: EPA 3510C
Extraction Date: 11/09/22 08:45

Parameter	Result	Qualifier	Units	RL	MDL	Dilution Factor
1,4 Dioxane by 8270E-SIM - Mansfield Lab						
1,4-Dioxane	1.47		ug/l	0.250	--	1

Surrogate	% Recovery	Qualifier	Acceptance Criteria
1,4-Dioxane-d8	54		15-110

Project Name: TROY MILLS LANDFILL SUPERFUND **Lab Number:** L2262282

Project Number: 04.0190987.33 **Report Date:** 11/18/22

SAMPLE RESULTS

Lab ID: L2262282-04
Client ID: TRY_MW-C6D
Sample Location: TROY, NH

Date Collected: 11/02/22 10:50
Date Received: 11/04/22
Field Prep: Not Specified

Sample Depth:
Matrix: Water
Analytical Method: 1,8270E-SIM
Analytical Date: 11/14/22 17:06
Analyst: DV

Extraction Method: EPA 3510C
Extraction Date: 11/06/22 16:20

Parameter	Result	Qualifier	Units	RL	MDL	Dilution Factor
Semivolatile Organics by GC/MS-SIM - Westborough Lab						
Acenaphthene	ND		ug/l	0.10	--	1
2-Chloronaphthalene	ND		ug/l	0.20	--	1
Fluoranthene	ND		ug/l	0.10	--	1
Hexachlorobutadiene	ND		ug/l	0.50	--	1
Naphthalene	ND		ug/l	0.10	--	1
Benzo(a)anthracene	ND		ug/l	0.10	--	1
Benzo(a)pyrene	ND		ug/l	0.10	--	1
Benzo(b)fluoranthene	ND		ug/l	0.10	--	1
Benzo(k)fluoranthene	ND		ug/l	0.10	--	1
Chrysene	ND		ug/l	0.10	--	1
Acenaphthylene	ND		ug/l	0.10	--	1
Anthracene	ND		ug/l	0.10	--	1
Benzo(ghi)perylene	ND		ug/l	0.10	--	1
Fluorene	ND		ug/l	0.10	--	1
Phenanthrene	ND		ug/l	0.10	--	1
Dibenzo(a,h)anthracene	ND		ug/l	0.10	--	1
Indeno(1,2,3-cd)pyrene	ND		ug/l	0.10	--	1
Pyrene	ND		ug/l	0.10	--	1
1-Methylnaphthalene	ND		ug/l	0.10	--	1
2-Methylnaphthalene	ND		ug/l	0.10	--	1
Pentachlorophenol	ND		ug/l	0.80	--	1
Hexachlorobenzene	ND		ug/l	0.80	--	1
Hexachloroethane	ND		ug/l	0.80	--	1

Project Name: TROY MILLS LANDFILL SUPERFUND **Lab Number:** L2262282

Project Number: 04.0190987.33 **Report Date:** 11/18/22

SAMPLE RESULTS

Lab ID:	L2262282-04	Date Collected:	11/02/22 10:50
Client ID:	TRY_MW-C6D	Date Received:	11/04/22
Sample Location:	TROY, NH	Field Prep:	Not Specified

Sample Depth:

Parameter	Result	Qualifier	Units	RL	MDL	Dilution Factor

Semivolatile Organics by GC/MS-SIM - Westborough Lab

Surrogate	% Recovery	Qualifier	Acceptance Criteria
2-Fluorophenol	90		21-120
Phenol-d6	**131**	Q	10-120
Nitrobenzene-d5	**297**	Q	23-120
2-Fluorobiphenyl	**188**	Q	15-120
2,4,6-Tribromophenol	110		10-120
4-Terphenyl-d14	**204**	Q	41-149

Project Name: TROY MILLS LANDFILL SUPERFUND **Lab Number:** L2262282

Project Number: 04.0190987.33 **Report Date:** 11/18/22

SAMPLE RESULTS

Lab ID: L2262282-05
Client ID: TRY_MW-702SX
Sample Location: TROY, NH

Date Collected: 11/02/22 12:35
Date Received: 11/04/22
Field Prep: Not Specified

Sample Depth:
Matrix: Water
Analytical Method: 1,8270E
Analytical Date: 11/08/22 10:23
Analyst: SZ

Extraction Method: EPA 3510C
Extraction Date: 11/06/22 16:17

Parameter	Result	Qualifier	Units	RL	MDL	Dilution Factor
Semivolatile Organics by GC/MS - Westborough Lab						
Benzidine	ND		ug/l	20	--	1
1,2,4-Trichlorobenzene	ND		ug/l	5.0	--	1
Bis(2-chloroethyl)ether	ND		ug/l	2.0	--	1
1,2-Dichlorobenzene	ND		ug/l	2.0	--	1
1,3-Dichlorobenzene	ND		ug/l	2.0	--	1
1,4-Dichlorobenzene	ND		ug/l	2.0	--	1
3,3'-Dichlorobenzidine	ND		ug/l	5.0	--	1
2,4-Dinitrotoluene	ND		ug/l	5.0	--	1
2,6-Dinitrotoluene	ND		ug/l	5.0	--	1
Azobenzene	ND		ug/l	2.0	--	1
4-Chlorophenyl phenyl ether	ND		ug/l	2.0	--	1
4-Bromophenyl phenyl ether	ND		ug/l	2.0	--	1
Bis(2-chloroisopropyl)ether	ND		ug/l	2.0	--	1
Bis(2-chloroethoxy)methane	ND		ug/l	5.0	--	1
Hexachlorocyclopentadiene	ND		ug/l	20	--	1
Isophorone	ND		ug/l	5.0	--	1
Nitrobenzene	ND		ug/l	2.0	--	1
NDPA/DPA	ND		ug/l	2.0	--	1
n-Nitrosodi-n-propylamine	ND		ug/l	5.0	--	1
Bis(2-ethylhexyl)phthalate	ND		ug/l	3.0	--	1
Butyl benzyl phthalate	ND		ug/l	5.0	--	1
Di-n-butylphthalate	ND		ug/l	5.0	--	1
Di-n-octylphthalate	ND		ug/l	5.0	--	1
Diethyl phthalate	ND		ug/l	5.0	--	1
Dimethyl phthalate	ND		ug/l	5.0	--	1
Biphenyl	ND		ug/l	2.0	--	1
Aniline	ND		ug/l	2.0	--	1
4-Chloroaniline	ND		ug/l	5.0	--	1

Project Name: TROY MILLS LANDFILL SUPERFUND **Lab Number:** L2262282

Project Number: 04.0190987.33 **Report Date:** 11/18/22

SAMPLE RESULTS

Lab ID: L2262282-05 Date Collected: 11/02/22 12:35

Client ID: TRY_MW-702SX Date Received: 11/04/22

Sample Location: TROY, NH Field Prep: Not Specified

Sample Depth:

Parameter	Result	Qualifier	Units	RL	MDL	Dilution Factor
Semivolatile Organics by GC/MS - Westborough Lab						
2-Nitroaniline	ND		ug/l	5.0	--	1
3-Nitroaniline	ND		ug/l	5.0	--	1
4-Nitroaniline	ND		ug/l	5.0	--	1
Dibenzofuran	ND		ug/l	2.0	--	1
n-Nitrosodimethylamine	ND		ug/l	2.0	--	1
2,4,6-Trichlorophenol	ND		ug/l	5.0	--	1
p-Chloro-m-cresol	ND		ug/l	2.0	--	1
2-Chlorophenol	ND		ug/l	2.0	--	1
2,4-Dichlorophenol	ND		ug/l	5.0	--	1
2,4-Dimethylphenol	ND		ug/l	5.0	--	1
2-Nitrophenol	ND		ug/l	10	--	1
4-Nitrophenol	ND		ug/l	10	--	1
2,4-Dinitrophenol	ND		ug/l	20	--	1
4,6-Dinitro-o-cresol	ND		ug/l	10	--	1
Phenol	ND		ug/l	5.0	--	1
2-Methylphenol	ND		ug/l	5.0	--	1
3-Methylphenol/4-Methylphenol	ND		ug/l	5.0	--	1
2,4,5-Trichlorophenol	ND		ug/l	5.0	--	1
Benzoic Acid	ND		ug/l	50	--	1
Benzyl Alcohol	ND		ug/l	2.0	--	1
Carbazole	ND		ug/l	2.0	--	1
Pyridine	ND		ug/l	3.5	--	1

Surrogate	% Recovery	Qualifier	Acceptance Criteria
2-Fluorophenol	64		21-120
Phenol-d6	54		10-120
Nitrobenzene-d5	73		23-120
2-Fluorobiphenyl	79		15-120
2,4,6-Tribromophenol	86		10-120
4-Terphenyl-d14	88		41-149

Project Name: TROY MILLS LANDFILL SUPERFUND **Lab Number:** L2262282

Project Number: 04.0190987.33 **Report Date:** 11/18/22

SAMPLE RESULTS

Lab ID: L2262282-05
Client ID: TRY_MW-702SX
Sample Location: TROY, NH

Date Collected: 11/02/22 12:35
Date Received: 11/04/22
Field Prep: Not Specified

Sample Depth:
Matrix: Water
Analytical Method: 1,8270E-SIM
Analytical Date: 11/10/22 18:15
Analyst: DMB

Extraction Method: EPA 3510C
Extraction Date: 11/09/22 08:45

Parameter	Result	Qualifier	Units	RL	MDL	Dilution Factor
1,4 Dioxane by 8270E-SIM - Mansfield Lab						
1,4-Dioxane	ND		ug/l	0.139	--	1

Surrogate	% Recovery	Qualifier	Acceptance Criteria
1,4-Dioxane-d8	52		15-110

Project Name: TROY MILLS LANDFILL SUPERFUND **Lab Number:** L2262282

Project Number: 04.0190987.33 **Report Date:** 11/18/22

SAMPLE RESULTS

Lab ID: L2262282-05
Client ID: TRY_MW-702SX
Sample Location: TROY, NH

Date Collected: 11/02/22 12:35
Date Received: 11/04/22
Field Prep: Not Specified

Sample Depth:
Matrix: Water
Analytical Method: 1,8270E-SIM
Analytical Date: 11/14/22 17:22
Analyst: DV

Extraction Method: EPA 3510C
Extraction Date: 11/06/22 16:20

Parameter	Result	Qualifier	Units	RL	MDL	Dilution Factor
Semivolatile Organics by GC/MS-SIM - Westborough Lab						
Acenaphthene	ND		ug/l	0.10	--	1
2-Chloronaphthalene	ND		ug/l	0.20	--	1
Fluoranthene	ND		ug/l	0.10	--	1
Hexachlorobutadiene	ND		ug/l	0.50	--	1
Naphthalene	ND		ug/l	0.10	--	1
Benzo(a)anthracene	ND		ug/l	0.10	--	1
Benzo(a)pyrene	ND		ug/l	0.10	--	1
Benzo(b)fluoranthene	ND		ug/l	0.10	--	1
Benzo(k)fluoranthene	ND		ug/l	0.10	--	1
Chrysene	ND		ug/l	0.10	--	1
Acenaphthylene	ND		ug/l	0.10	--	1
Anthracene	ND		ug/l	0.10	--	1
Benzo(ghi)perylene	ND		ug/l	0.10	--	1
Fluorene	ND		ug/l	0.10	--	1
Phenanthrene	ND		ug/l	0.10	--	1
Dibenzo(a,h)anthracene	ND		ug/l	0.10	--	1
Indeno(1,2,3-cd)pyrene	ND		ug/l	0.10	--	1
Pyrene	ND		ug/l	0.10	--	1
1-Methylnaphthalene	ND		ug/l	0.10	--	1
2-Methylnaphthalene	ND		ug/l	0.10	--	1
Pentachlorophenol	ND		ug/l	0.80	--	1
Hexachlorobenzene	ND		ug/l	0.80	--	1
Hexachloroethane	ND		ug/l	0.80	--	1

Project Name: TROY MILLS LANDFILL SUPERFUND **Lab Number:** L2262282

Project Number: 04.0190987.33 **Report Date:** 11/18/22

SAMPLE RESULTS

Lab ID:	L2262282-05	Date Collected:	11/02/22 12:35
Client ID:	TRY_MW-702SX	Date Received:	11/04/22
Sample Location:	TROY, NH	Field Prep:	Not Specified

Sample Depth:

Parameter	Result	Qualifier	Units	RL	MDL	Dilution Factor

Semivolatile Organics by GC/MS-SIM - Westborough Lab

Surrogate	% Recovery	Qualifier	Acceptance Criteria
2-Fluorophenol	58		21-120
Phenol-d6	64		10-120
Nitrobenzene-d5	**140**	Q	23-120
2-Fluorobiphenyl	90		15-120
2,4,6-Tribromophenol	96		10-120
4-Terphenyl-d14	99		41-149

Project Name: TROY MILLS LANDFILL SUPERFUND **Lab Number:** L2262282

Project Number: 04.0190987.33 **Report Date:** 11/18/22

SAMPLE RESULTS

Lab ID: L2262282-06
Client ID: TRY_MW-702D
Sample Location: TROY, NH

Date Collected: 11/02/22 14:30
Date Received: 11/04/22
Field Prep: Not Specified

Sample Depth:
Matrix: Water
Analytical Method: 1,8270E
Analytical Date: 11/08/22 10:46
Analyst: SZ

Extraction Method: EPA 3510C
Extraction Date: 11/06/22 16:17

Parameter	Result	Qualifier	Units	RL	MDL	Dilution Factor
Semivolatile Organics by GC/MS - Westborough Lab						
Benzidine	ND		ug/l	20	--	1
1,2,4-Trichlorobenzene	ND		ug/l	5.0	--	1
Bis(2-chloroethyl)ether	ND		ug/l	2.0	--	1
1,2-Dichlorobenzene	ND		ug/l	2.0	--	1
1,3-Dichlorobenzene	ND		ug/l	2.0	--	1
1,4-Dichlorobenzene	ND		ug/l	2.0	--	1
3,3'-Dichlorobenzidine	ND		ug/l	5.0	--	1
2,4-Dinitrotoluene	ND		ug/l	5.0	--	1
2,6-Dinitrotoluene	ND		ug/l	5.0	--	1
Azobenzene	ND		ug/l	2.0	--	1
4-Chlorophenyl phenyl ether	ND		ug/l	2.0	--	1
4-Bromophenyl phenyl ether	ND		ug/l	2.0	--	1
Bis(2-chloroisopropyl)ether	ND		ug/l	2.0	--	1
Bis(2-chloroethoxy)methane	ND		ug/l	5.0	--	1
Hexachlorocyclopentadiene	ND		ug/l	20	--	1
Isophorone	ND		ug/l	5.0	--	1
Nitrobenzene	ND		ug/l	2.0	--	1
NDPA/DPA	ND		ug/l	2.0	--	1
n-Nitrosodi-n-propylamine	ND		ug/l	5.0	--	1
Bis(2-ethylhexyl)phthalate	ND		ug/l	3.0	--	1
Butyl benzyl phthalate	ND		ug/l	5.0	--	1
Di-n-butylphthalate	ND		ug/l	5.0	--	1
Di-n-octylphthalate	ND		ug/l	5.0	--	1
Diethyl phthalate	ND		ug/l	5.0	--	1
Dimethyl phthalate	ND		ug/l	5.0	--	1
Biphenyl	ND		ug/l	2.0	--	1
Aniline	ND		ug/l	2.0	--	1
4-Chloroaniline	ND		ug/l	5.0	--	1

Project Name: TROY MILLS LANDFILL SUPERFUND **Lab Number:** L2262282

Project Number: 04.0190987.33 **Report Date:** 11/18/22

SAMPLE RESULTS

Lab ID: L2262282-06 Date Collected: 11/02/22 14:30

Client ID: TRY_MW-702D Date Received: 11/04/22

Sample Location: TROY, NH Field Prep: Not Specified

Sample Depth:

Parameter	Result	Qualifier	Units	RL	MDL	Dilution Factor
Semivolatile Organics by GC/MS - Westborough Lab						
2-Nitroaniline	ND		ug/l	5.0	--	1
3-Nitroaniline	ND		ug/l	5.0	--	1
4-Nitroaniline	ND		ug/l	5.0	--	1
Dibenzofuran	ND		ug/l	2.0	--	1
n-Nitrosodimethylamine	ND		ug/l	2.0	--	1
2,4,6-Trichlorophenol	ND		ug/l	5.0	--	1
p-Chloro-m-cresol	ND		ug/l	2.0	--	1
2-Chlorophenol	ND		ug/l	2.0	--	1
2,4-Dichlorophenol	ND		ug/l	5.0	--	1
2,4-Dimethylphenol	ND		ug/l	5.0	--	1
2-Nitrophenol	ND		ug/l	10	--	1
4-Nitrophenol	ND		ug/l	10	--	1
2,4-Dinitrophenol	ND		ug/l	20	--	1
4,6-Dinitro-o-cresol	ND		ug/l	10	--	1
Phenol	ND		ug/l	5.0	--	1
2-Methylphenol	ND		ug/l	5.0	--	1
3-Methylphenol/4-Methylphenol	ND		ug/l	5.0	--	1
2,4,5-Trichlorophenol	ND		ug/l	5.0	--	1
Benzoic Acid	ND		ug/l	50	--	1
Benzyl Alcohol	ND		ug/l	2.0	--	1
Carbazole	ND		ug/l	2.0	--	1
Pyridine	ND		ug/l	3.5	--	1

Surrogate	% Recovery	Qualifier	Acceptance Criteria
2-Fluorophenol	54		21-120
Phenol-d6	59		10-120
Nitrobenzene-d5	89		23-120
2-Fluorobiphenyl	92		15-120
2,4,6-Tribromophenol	48		10-120
4-Terphenyl-d14	100		41-149

Project Name: TROY MILLS LANDFILL SUPERFUND
Lab Number: L2262282
Project Number: 04.0190987.33
Report Date: 11/18/22

SAMPLE RESULTS

Lab ID: L2262282-06
Client ID: TRY_MW-702D
Sample Location: TROY, NH

Date Collected: 11/02/22 14:30
Date Received: 11/04/22
Field Prep: Not Specified

Sample Depth:
Matrix: Water
Analytical Method: 1,8270E-SIM
Analytical Date: 11/10/22 18:40
Analyst: DMB

Extraction Method: EPA 3510C
Extraction Date: 11/09/22 08:45

Parameter	Result	Qualifier	Units	RL	MDL	Dilution Factor
1,4 Dioxane by 8270E-SIM - Mansfield Lab						
1,4-Dioxane	ND		ug/l	0.150	--	1

Surrogate	% Recovery	Qualifier	Acceptance Criteria
1,4-Dioxane-d8	51		15-110

Project Name: TROY MILLS LANDFILL SUPERFUND **Lab Number:** L2262282

Project Number: 04.0190987.33 **Report Date:** 11/18/22

SAMPLE RESULTS

Lab ID: L2262282-06
Client ID: TRY_MW-702D
Sample Location: TROY, NH

Date Collected: 11/02/22 14:30
Date Received: 11/04/22
Field Prep: Not Specified

Sample Depth:
Matrix: Water
Analytical Method: 1,8270E-SIM
Analytical Date: 11/14/22 17:39
Analyst: DV

Extraction Method: EPA 3510C
Extraction Date: 11/06/22 16:20

Parameter	Result	Qualifier	Units	RL	MDL	Dilution Factor
Semivolatile Organics by GC/MS-SIM - Westborough Lab						
Acenaphthene	ND		ug/l	0.10	--	1
2-Chloronaphthalene	ND		ug/l	0.20	--	1
Fluoranthene	ND		ug/l	0.10	--	1
Hexachlorobutadiene	ND		ug/l	0.50	--	1
Naphthalene	ND		ug/l	0.10	--	1
Benzo(a)anthracene	ND		ug/l	0.10	--	1
Benzo(a)pyrene	ND		ug/l	0.10	--	1
Benzo(b)fluoranthene	ND		ug/l	0.10	--	1
Benzo(k)fluoranthene	ND		ug/l	0.10	--	1
Chrysene	ND		ug/l	0.10	--	1
Acenaphthylene	ND		ug/l	0.10	--	1
Anthracene	ND		ug/l	0.10	--	1
Benzo(ghi)perylene	ND		ug/l	0.10	--	1
Fluorene	ND		ug/l	0.10	--	1
Phenanthrene	ND		ug/l	0.10	--	1
Dibenzo(a,h)anthracene	ND		ug/l	0.10	--	1
Indeno(1,2,3-cd)pyrene	ND		ug/l	0.10	--	1
Pyrene	ND		ug/l	0.10	--	1
1-Methylnaphthalene	ND		ug/l	0.10	--	1
2-Methylnaphthalene	ND		ug/l	0.10	--	1
Pentachlorophenol	ND		ug/l	0.80	--	1
Hexachlorobenzene	ND		ug/l	0.80	--	1
Hexachloroethane	ND		ug/l	0.80	--	1

Project Name: TROY MILLS LANDFILL SUPERFUND **Lab Number:** L2262282

Project Number: 04.0190987.33 **Report Date:** 11/18/22

SAMPLE RESULTS

Lab ID: L2262282-06 Date Collected: 11/02/22 14:30

Client ID: TRY_MW-702D Date Received: 11/04/22

Sample Location: TROY, NH Field Prep: Not Specified

Sample Depth:

Parameter	Result	Qualifier	Units	RL	MDL	Dilution Factor

Semivolatile Organics by GC/MS-SIM - Westborough Lab

Surrogate	% Recovery	Qualifier	Acceptance Criteria
2-Fluorophenol	34		21-120
Phenol-d6	62		10-120
Nitrobenzene-d5	**157**	Q	23-120
2-Fluorobiphenyl	102		15-120
2,4,6-Tribromophenol	42		10-120
4-Terphenyl-d14	117		41-149

Project Name: TROY MILLS LANDFILL SUPERFUND
Project Number: 04.0190987.33
Lab Number: L2262282
Report Date: 11/18/22

Method Blank Analysis
Batch Quality Control

Analytical Method: 1,8270E
Analytical Date: 11/08/22 02:55
Analyst: SZ

Extraction Method: EPA 3510C
Extraction Date: 11/05/22 20:09

Parameter	Result	Qualifier	Units	RL	MDL
Semivolatile Organics by GC/MS - Westborough Lab for sample(s): 02,04-06 Batch: WG1708596-1					
Acenaphthene	ND		ug/l	2.0	--
Benzidine	ND		ug/l	20	--
1,2,4-Trichlorobenzene	ND		ug/l	5.0	--
Hexachlorobenzene	ND		ug/l	2.0	--
Bis(2-chloroethyl)ether	ND		ug/l	2.0	--
2-Chloronaphthalene	ND		ug/l	2.0	--
1,2-Dichlorobenzene	ND		ug/l	2.0	--
1,3-Dichlorobenzene	ND		ug/l	2.0	--
1,4-Dichlorobenzene	ND		ug/l	2.0	--
3,3'-Dichlorobenzidine	ND		ug/l	5.0	--
2,4-Dinitrotoluene	ND		ug/l	5.0	--
2,6-Dinitrotoluene	ND		ug/l	5.0	--
Azobenzene	ND		ug/l	2.0	--
Fluoranthene	ND		ug/l	2.0	--
4-Chlorophenyl phenyl ether	ND		ug/l	2.0	--
4-Bromophenyl phenyl ether	ND		ug/l	2.0	--
Bis(2-chloroisopropyl)ether	ND		ug/l	2.0	--
Bis(2-chloroethoxy)methane	ND		ug/l	5.0	--
Hexachlorobutadiene	ND		ug/l	2.0	--
Hexachlorocyclopentadiene	ND		ug/l	20	--
Hexachloroethane	ND		ug/l	2.0	--
Isophorone	ND		ug/l	5.0	--
Naphthalene	ND		ug/l	2.0	--
Nitrobenzene	ND		ug/l	2.0	--
NDPA/DPA	ND		ug/l	2.0	--
n-Nitrosodi-n-propylamine	ND		ug/l	5.0	--
Bis(2-ethylhexyl)phthalate	ND		ug/l	3.0	--
Butyl benzyl phthalate	ND		ug/l	5.0	--
Di-n-butylphthalate	ND		ug/l	5.0	--

Project Name: TROY MILLS LANDFILL SUPERFUND **Lab Number:** L2262282

Project Number: 04.0190987.33 **Report Date:** 11/18/22

Method Blank Analysis
Batch Quality Control

Analytical Method: 1,8270E
Analytical Date: 11/08/22 02:55
Analyst: SZ

Extraction Method: EPA 3510C
Extraction Date: 11/05/22 20:09

Parameter	Result	Qualifier	Units	RL	MDL
Semivolatile Organics by GC/MS - Westborough Lab for sample(s): 02,04-06 Batch: WG1708596-1					
Di-n-octylphthalate	ND		ug/l	5.0	--
Diethyl phthalate	ND		ug/l	5.0	--
Dimethyl phthalate	ND		ug/l	5.0	--
Benzo(a)anthracene	ND		ug/l	2.0	--
Benzo(a)pyrene	ND		ug/l	2.0	--
Benzo(b)fluoranthene	ND		ug/l	2.0	--
Benzo(k)fluoranthene	ND		ug/l	2.0	--
Chrysene	ND		ug/l	2.0	--
Acenaphthylene	ND		ug/l	2.0	--
Anthracene	ND		ug/l	2.0	--
Benzo(ghi)perylene	ND		ug/l	2.0	--
Fluorene	ND		ug/l	2.0	--
Phenanthrene	ND		ug/l	2.0	--
Dibenzo(a,h)anthracene	ND		ug/l	2.0	--
Indeno(1,2,3-cd)pyrene	ND		ug/l	2.0	--
Pyrene	ND		ug/l	2.0	--
Biphenyl	ND		ug/l	2.0	--
Aniline	ND		ug/l	2.0	--
4-Chloroaniline	ND		ug/l	5.0	--
1-Methylnaphthalene	ND		ug/l	2.0	--
2-Nitroaniline	ND		ug/l	5.0	--
3-Nitroaniline	ND		ug/l	5.0	--
4-Nitroaniline	ND		ug/l	5.0	--
Dibenzofuran	ND		ug/l	2.0	--
2-Methylnaphthalene	ND		ug/l	2.0	--
n-Nitrosodimethylamine	ND		ug/l	2.0	--
2,4,6-Trichlorophenol	ND		ug/l	5.0	--
p-Chloro-m-cresol	ND		ug/l	2.0	--
2-Chlorophenol	ND		ug/l	2.0	--

Project Name: TROY MILLS LANDFILL SUPERFUND
Project Number: 04.0190987.33
Lab Number: L2262282
Report Date: 11/18/22

Method Blank Analysis
Batch Quality Control

Analytical Method: 1,8270E
Analytical Date: 11/08/22 02:55
Analyst: SZ

Extraction Method: EPA 3510C
Extraction Date: 11/05/22 20:09

Parameter	Result	Qualifier	Units	RL	MDL
Semivolatile Organics by GC/MS - Westborough Lab for sample(s): 02,04-06 Batch: WG1708596-1					
2,4-Dichlorophenol	ND		ug/l	5.0	--
2,4-Dimethylphenol	ND		ug/l	5.0	--
2-Nitrophenol	ND		ug/l	10	--
4-Nitrophenol	ND		ug/l	10	--
2,4-Dinitrophenol	ND		ug/l	20	--
4,6-Dinitro-o-cresol	ND		ug/l	10	--
Pentachlorophenol	ND		ug/l	10	--
Phenol	ND		ug/l	5.0	--
2-Methylphenol	ND		ug/l	5.0	--
3-Methylphenol/4-Methylphenol	ND		ug/l	5.0	--
2,4,5-Trichlorophenol	ND		ug/l	5.0	--
Benzoic Acid	ND		ug/l	50	--
Benzyl Alcohol	ND		ug/l	2.0	--
Carbazole	ND		ug/l	2.0	--
Pyridine	ND		ug/l	3.5	--

Surrogate	%Recovery	Qualifier	Acceptance Criteria
2-Fluorophenol	51		21-120
Phenol-d6	39		10-120
Nitrobenzene-d5	56		23-120
2-Fluorobiphenyl	63		15-120
2,4,6-Tribromophenol	66		10-120
4-Terphenyl-d14	61		41-149

Project Name: TROY MILLS LANDFILL SUPERFUND
Project Number: 04.0190987.33

Lab Number: L2262282
Report Date: 11/18/22

Method Blank Analysis
Batch Quality Control

Analytical Method: 1,8270E-SIM
Analytical Date: 11/14/22 13:14
Analyst: DV

Extraction Method: EPA 3510C
Extraction Date: 11/05/22 20:10

Parameter	Result	Qualifier	Units	RL	MDL
Semivolatile Organics by GC/MS-SIM - Westborough Lab for sample(s): 02,04-06 Batch: WG1708598-1					
Acenaphthene	ND		ug/l	0.10	--
2-Chloronaphthalene	ND		ug/l	0.20	--
Fluoranthene	ND		ug/l	0.10	--
Hexachlorobutadiene	ND		ug/l	0.50	--
Naphthalene	ND		ug/l	0.10	--
Benzo(a)anthracene	ND		ug/l	0.10	--
Benzo(a)pyrene	ND		ug/l	0.10	--
Benzo(b)fluoranthene	ND		ug/l	0.10	--
Benzo(k)fluoranthene	ND		ug/l	0.10	--
Chrysene	ND		ug/l	0.10	--
Acenaphthylene	ND		ug/l	0.10	--
Anthracene	ND		ug/l	0.10	--
Benzo(ghi)perylene	ND		ug/l	0.10	--
Fluorene	ND		ug/l	0.10	--
Phenanthrene	ND		ug/l	0.10	--
Dibenzo(a,h)anthracene	ND		ug/l	0.10	--
Indeno(1,2,3-cd)pyrene	ND		ug/l	0.10	--
Pyrene	ND		ug/l	0.10	--
1-Methylnaphthalene	ND		ug/l	0.10	--
2-Methylnaphthalene	ND		ug/l	0.10	--
Pentachlorophenol	ND		ug/l	0.80	--
Hexachlorobenzene	ND		ug/l	0.80	--
Hexachloroethane	ND		ug/l	0.80	--

Project Name: TROY MILLS LANDFILL SUPERFUND
Project Number: 04.0190987.33

Lab Number: L2262282
Report Date: 11/18/22

Method Blank Analysis
Batch Quality Control

Analytical Method: 1,8270E-SIM
Analytical Date: 11/14/22 13:14
Analyst: DV

Extraction Method: EPA 3510C
Extraction Date: 11/05/22 20:10

Parameter	Result	Qualifier	Units	RL	MDL
Semivolatile Organics by GC/MS-SIM - Westborough Lab for sample(s): 02,04-06 Batch: WG1708598-1					

Surrogate	%Recovery	Qualifier	Acceptance Criteria
2-Fluorophenol	56		21-120
Phenol-d6	53		10-120
Nitrobenzene-d5	114		23-120
2-Fluorobiphenyl	76		15-120
2,4,6-Tribromophenol	101		10-120
4-Terphenyl-d14	93		41-149

Project Name: TROY MILLS LANDFILL SUPERFUND
Project Number: 04.0190987.33
Lab Number: L2262282
Report Date: 11/18/22

Method Blank Analysis
Batch Quality Control

Analytical Method: 1,8270E-SIM
Analytical Date: 11/10/22 11:21
Analyst: DMB

Extraction Method: EPA 3510C
Extraction Date: 11/09/22 08:45

Parameter	Result	Qualifier	Units	RL	MDL
1,4 Dioxane by 8270E-SIM - Mansfield Lab for sample(s): 02-06 Batch: WG1709873-1					
1,4-Dioxane	ND		ug/l	0.150	--

Surrogate	%Recovery	Qualifier	Acceptance Criteria
1,4-Dioxane-d8	49		15-110

Lab Control Sample Analysis
Batch Quality Control

Project Name: TROY MILLS LANDFILL SUPERFUND
Project Number: 04.0190987.33

Lab Number: L2262282
Report Date: 11/18/22

Parameter	LCS %Recovery	Qual	LCSD %Recovery	Qual	%Recovery Limits	RPD	Qual	RPD Limits
Semivolatile Organics by GC/MS - Westborough Lab Associated sample(s): 02,04-06 Batch: WG1708596-2 WG1708596-3								
Acenaphthene	78		81		37-111	4		30
Benzidine	**0**	Q	**0**	Q	10-75	NC		30
1,2,4-Trichlorobenzene	75		78		39-98	4		30
Hexachlorobenzene	86		87		40-140	1		30
Bis(2-chloroethyl)ether	70		76		40-140	8		30
2-Chloronaphthalene	77		78		40-140	1		30
1,2-Dichlorobenzene	70		71		40-140	1		30
1,3-Dichlorobenzene	67		70		40-140	4		30
1,4-Dichlorobenzene	65		71		36-97	9		30
3,3'-Dichlorobenzidine	61		53		40-140	14		30
2,4-Dinitrotoluene	84		82		48-143	2		30
2,6-Dinitrotoluene	79		77		40-140	3		30
Azobenzene	84		83		40-140	1		30
Fluoranthene	83		80		40-140	4		30
4-Chlorophenyl phenyl ether	87		88		40-140	1		30
4-Bromophenyl phenyl ether	90		92		40-140	2		30
Bis(2-chloroisopropyl)ether	69		72		40-140	4		30
Bis(2-chloroethoxy)methane	70		73		40-140	4		30
Hexachlorobutadiene	72		77		40-140	7		30
Hexachlorocyclopentadiene	75		84		40-140	11		30
Hexachloroethane	65		69		40-140	6		30
Isophorone	70		72		40-140	3		30
Naphthalene	71		74		40-140	4		30

Lab Control Sample Analysis
Batch Quality Control

Project Name: TROY MILLS LANDFILL SUPERFUND
Project Number: 04.0190987.33

Lab Number: L2262282
Report Date: 11/18/22

Parameter	LCS %Recovery	Qual	LCSD %Recovery	Qual	%Recovery Limits	RPD	Qual	RPD Limits
Semivolatile Organics by GC/MS - Westborough Lab Associated sample(s): 02,04-06 Batch: WG1708596-2 WG1708596-3								
Nitrobenzene	72		75		40-140	4		30
NDPA/DPA	83		83		40-140	0		30
n-Nitrosodi-n-propylamine	70		71		29-132	1		30
Bis(2-ethylhexyl)phthalate	95		93		40-140	2		30
Butyl benzyl phthalate	91		87		40-140	4		30
Di-n-butylphthalate	90		84		40-140	7		30
Di-n-octylphthalate	97		96		40-140	1		30
Diethyl phthalate	84		86		40-140	2		30
Dimethyl phthalate	78		76		40-140	3		30
Benzo(a)anthracene	91		85		40-140	7		30
Benzo(a)pyrene	90		86		40-140	5		30
Benzo(b)fluoranthene	84		83		40-140	1		30
Benzo(k)fluoranthene	89		84		40-140	6		30
Chrysene	84		81		40-140	4		30
Acenaphthylene	79		79		45-123	0		30
Anthracene	83		80		40-140	4		30
Benzo(ghi)perylene	79		78		40-140	1		30
Fluorene	84		84		40-140	0		30
Phenanthrene	81		77		40-140	5		30
Dibenzo(a,h)anthracene	82		80		40-140	2		30
Indeno(1,2,3-cd)pyrene	94		91		40-140	3		30
Pyrene	84		80		26-127	5		30
Biphenyl	80		79		40-140	1		30

Lab Control Sample Analysis
Batch Quality Control

Project Name: TROY MILLS LANDFILL SUPERFUND
Project Number: 04.0190987.33
Lab Number: L2262282
Report Date: 11/18/22

Parameter	LCS %Recovery	Qual	LCSD %Recovery	Qual	%Recovery Limits	RPD	Qual	RPD Limits
Semivolatile Organics by GC/MS - Westborough Lab Associated sample(s): 02,04-06 Batch: WG1708596-2 WG1708596-3								
Aniline	**36**	Q	**32**	Q	40-140	12		30
4-Chloroaniline	72		62		40-140	15		30
1-Methylnaphthalene	75		74		41-103	1		30
2-Nitroaniline	80		78		52-143	3		30
3-Nitroaniline	64		66		25-145	3		30
4-Nitroaniline	77		72		51-143	7		30
Dibenzofuran	83		86		40-140	4		30
2-Methylnaphthalene	77		80		40-140	4		30
n-Nitrosodimethylamine	52		54		22-74	4		30
2,4,6-Trichlorophenol	87		84		30-130	4		30
p-Chloro-m-cresol	81		77		23-97	5		30
2-Chlorophenol	76		76		27-123	0		30
2,4-Dichlorophenol	81		83		30-130	2		30
2,4-Dimethylphenol	36		**26**	Q	30-130	**32**	Q	30
2-Nitrophenol	72		76		30-130	5		30
4-Nitrophenol	73		75		10-80	3		30
2,4-Dinitrophenol	89		84		20-130	6		30
4,6-Dinitro-o-cresol	87		89		20-164	2		30
Pentachlorophenol	89		87		9-103	2		30
Phenol	53		55		12-110	4		30
2-Methylphenol	65		64		30-130	2		30
3-Methylphenol/4-Methylphenol	67		66		30-130	2		30
2,4,5-Trichlorophenol	91		83		30-130	9		30

Lab Control Sample Analysis
Batch Quality Control

Project Name: TROY MILLS LANDFILL SUPERFUND
Project Number: 04.0190987.33
Lab Number: L2262282
Report Date: 11/18/22

Parameter	LCS %Recovery	Qual	LCSD %Recovery	Qual	%Recovery Limits	RPD	Qual	RPD Limits
Semivolatile Organics by GC/MS - Westborough Lab Associated sample(s): 02,04-06 Batch: WG1708596-2 WG1708596-3								
Benzoic Acid	71		63		10-164	12		30
Benzyl Alcohol	66		68		26-116	3		30
Carbazole	86		84		55-144	2		30
Pyridine	**10**	Q	16		10-66	**51**	Q	30

Surrogate	LCS %Recovery	Qual	LCSD %Recovery	Qual	Acceptance Criteria
2-Fluorophenol	61		63		21-120
Phenol-d6	52		52		10-120
Nitrobenzene-d5	67		71		23-120
2-Fluorobiphenyl	75		74		15-120
2,4,6-Tribromophenol	88		88		10-120
4-Terphenyl-d14	82		76		41-149

Lab Control Sample Analysis
Batch Quality Control

Project Name: TROY MILLS LANDFILL SUPERFUND
Project Number: 04.0190987.33
Lab Number: L2262282
Report Date: 11/18/22

Parameter	LCS %Recovery	Qual	LCSD %Recovery	Qual	%Recovery Limits	RPD	Qual	RPD Limits
Semivolatile Organics by GC/MS-SIM - Westborough Lab Associated sample(s): 02,04-06 Batch: WG1708598-2 WG1708598-3								
Acenaphthene	78		74		40-140	5		40
2-Chloronaphthalene	77		72		40-140	7		40
Fluoranthene	95		90		40-140	5		40
Hexachlorobutadiene	61		61		40-140	0		40
Naphthalene	69		67		40-140	3		40
Benzo(a)anthracene	92		85		40-140	8		40
Benzo(a)pyrene	92		88		40-140	4		40
Benzo(b)fluoranthene	100		90		40-140	11		40
Benzo(k)fluoranthene	96		94		40-140	2		40
Chrysene	92		86		40-140	7		40
Acenaphthylene	82		78		40-140	5		40
Anthracene	88		82		40-140	7		40
Benzo(ghi)perylene	94		90		40-140	4		40
Fluorene	84		80		40-140	5		40
Phenanthrene	87		81		40-140	7		40
Dibenzo(a,h)anthracene	95		91		40-140	4		40
Indeno(1,2,3-cd)pyrene	99		93		40-140	6		40
Pyrene	98		92		40-140	6		40
1-Methylnaphthalene	72		69		40-140	4		40
2-Methylnaphthalene	74		72		40-140	3		40
Pentachlorophenol	**156**	Q	**146**	Q	40-140	7		40
Hexachlorobenzene	92		86		40-140	7		40
Hexachloroethane	64		60		40-140	6		40

Lab Control Sample Analysis

Batch Quality Control

Project Name: TROY MILLS LANDFILL SUPERFUND

Project Number: 04.0190987.33

Lab Number: L2262282

Report Date: 11/18/22

Parameter	LCS %Recovery	Qual	LCSD %Recovery	Qual	%Recovery Limits	RPD	Qual	RPD Limits
Semivolatile Organics by GC/MS-SIM - Westborough Lab Associated sample(s): 02,04-06 Batch: WG1708598-2 WG1708598-3								

Surrogate	LCS %Recovery	Qual	LCSD %Recovery	Qual	Acceptance Criteria
2-Fluorophenol	57		49		21-120
Phenol-d6	52		50		10-120
Nitrobenzene-d5	108		104		23-120
2-Fluorobiphenyl	76		75		15-120
2,4,6-Tribromophenol	112		85		10-120
4-Terphenyl-d14	97		93		41-149

Lab Control Sample Analysis

Batch Quality Control

Project Name: TROY MILLS LANDFILL SUPERFUND

Project Number: 04.0190987.33

Lab Number: L2262282

Report Date: 11/18/22

Parameter	LCS %Recovery	Qual	LCSD %Recovery	Qual	%Recovery Limits	RPD	Qual	RPD Limits
1,4 Dioxane by 8270E-SIM - Mansfield Lab Associated sample(s): 02-06 Batch: WG1709873-2 WG1709873-3								
1,4-Dioxane	109		108		40-140	1		30

Surrogate	LCS %Recovery	Qual	LCSD %Recovery	Qual	Acceptance Criteria
1,4-Dioxane-d8	44		51		15-110

METALS

Project Name: TROY MILLS LANDFILL SUPERFUND
Lab Number: L2262282
Project Number: 04.0190987.33
Report Date: 11/18/22

SAMPLE RESULTS

Lab ID: L2262282-02
Client ID: TRY_MW-C6S
Sample Location: TROY, NH

Date Collected: 11/02/22 12:25
Date Received: 11/04/22
Field Prep: Not Specified

Sample Depth:
Matrix: Water

Parameter	Result	Qualifier	Units	RL	MDL	Dilution Factor	Date Prepared	Date Analyzed	Prep Method	Analytical Method	Analyst
Total Metals - Mansfield Lab											
Manganese, Total	12.72		mg/l	0.01000	--	10	11/09/22 10:33	11/17/22 18:58	EPA 3005A	1,6020B	EGW

Project Name: TROY MILLS LANDFILL SUPERFUND
Lab Number: L2262282
Project Number: 04.0190987.33
Report Date: 11/18/22

SAMPLE RESULTS

Lab ID: L2262282-03
Client ID: TRY_MW-C6S DUP
Sample Location: TROY, NH
Date Collected: 11/02/22 12:25
Date Received: 11/04/22
Field Prep: Not Specified

Sample Depth:
Matrix: Water

Parameter	Result	Qualifier	Units	RL	MDL	Dilution Factor	Date Prepared	Date Analyzed	Prep Method	Analytical Method	Analyst
Total Metals - Mansfield Lab											
Manganese, Total	12.57		mg/l	0.01000	--	10	11/09/22 10:33	11/17/22 19:03	EPA 3005A	1,6020B	EGW

Project Name: TROY MILLS LANDFILL SUPERFUND
Lab Number: L2262282
Project Number: 04.0190987.33
Report Date: 11/18/22

SAMPLE RESULTS

Lab ID: L2262282-04
Client ID: TRY_MW-C6D
Sample Location: TROY, NH

Date Collected: 11/02/22 10:50
Date Received: 11/04/22
Field Prep: Not Specified

Sample Depth:
Matrix: Water

Parameter	Result	Qualifier	Units	RL	MDL	Dilution Factor	Date Prepared	Date Analyzed	Prep Method	Analytical Method	Analyst
Total Metals - Mansfield Lab											
Manganese, Total	0.4808		mg/l	0.00100	--	1	11/09/22 10:33	11/17/22 17:53	EPA 3005A	1,6020B	EGW

Project Name: TROY MILLS LANDFILL SUPERFUND
Lab Number: L2262282
Project Number: 04.0190987.33
Report Date: 11/18/22

SAMPLE RESULTS

Lab ID: L2262282-05
Client ID: TRY_MW-702SX
Sample Location: TROY, NH
Date Collected: 11/02/22 12:35
Date Received: 11/04/22
Field Prep: Not Specified

Sample Depth:
Matrix: Water

Parameter	Result	Qualifier	Units	RL	MDL	Dilution Factor	Date Prepared	Date Analyzed	Prep Method	Analytical Method	Analyst
Total Metals - Mansfield Lab											
Manganese, Total	0.01429		mg/l	0.00100	--	1	11/09/22 10:33	11/17/22 17:58	EPA 3005A	1,6020B	EGW

Project Name: TROY MILLS LANDFILL SUPERFUND
Lab Number: L2262282
Project Number: 04.0190987.33
Report Date: 11/18/22

SAMPLE RESULTS

Lab ID: L2262282-06
Client ID: TRY_MW-702D
Sample Location: TROY, NH

Date Collected: 11/02/22 14:30
Date Received: 11/04/22
Field Prep: Not Specified

Sample Depth:
Matrix: Water

Parameter	Result	Qualifier	Units	RL	MDL	Dilution Factor	Date Prepared	Date Analyzed	Prep Method	Analytical Method	Analyst
Total Metals - Mansfield Lab											
Manganese, Total	0.00626		mg/l	0.00100	--	1	11/09/22 10:33	11/17/22 18:03	EPA 3005A	1,6020B	EGW

Project Name: TROY MILLS LANDFILL SUPERFUND **Lab Number:** L2262282

Project Number: 04.0190987.33 **Report Date:** 11/18/22

Method Blank Analysis
Batch Quality Control

Parameter	Result	Qualifier	Units	RL	MDL	Dilution Factor	Date Prepared	Date Analyzed	Analytical Method	Analyst
Total Metals - Mansfield Lab for sample(s): 02-06 Batch: WG1709097-1										
Manganese, Total	ND		mg/l	0.00100	--	1	11/09/22 10:33	11/17/22 16:40	1,6020B	EGW

Prep Information

Digestion Method: EPA 3005A

Lab Control Sample Analysis

Batch Quality Control

Project Name: TROY MILLS LANDFILL SUPERFUND

Project Number: 04.0190987.33

Lab Number: L2262282

Report Date: 11/18/22

Parameter	LCS %Recovery	Qual	LCSD %Recovery	Qual	%Recovery Limits	RPD	Qual	RPD Limits
Total Metals - Mansfield Lab Associated sample(s): 02-06 Batch: WG1709097-2								
Manganese, Total	94		-		80-120	-		

Matrix Spike Analysis
Batch Quality Control

Project Name: TROY MILLS LANDFILL SUPERFUND
Project Number: 04.0190987.33

Lab Number: L2262282
Report Date: 11/18/22

Parameter	Native Sample	MS Added	MS Found	MS %Recovery	Qual	MSD Found	MSD %Recovery	Qual	Recovery Limits	RPD	Qual	RPD Limits
Total Metals - Mansfield Lab Associated sample(s): 02-06 QC Batch ID: WG1709097-3 QC Sample: L2261626-01 Client ID: MS Sample												
Manganese, Total	0.00226	0.5	0.4651	92		-	-		75-125	-		20

Lab Duplicate Analysis

Batch Quality Control

Project Name: TROY MILLS LANDFILL SUPERFUND

Project Number: 04.0190987.33

Lab Number: L2262282

Report Date: 11/18/22

Parameter	Native Sample	Duplicate Sample	Units	RPD	Qual	RPD Limits
Total Metals - Mansfield Lab Associated sample(s): 02-06 QC Batch ID: WG1709097-4 QC Sample: L2261626-01 Client ID: DUP Sample						
Manganese, Total	0.00226	0.00221	mg/l	2		20

Project Name: TROY MILLS LANDFILL SUPERFUND
Project Number: 04.0190987.33

Lab Number: L2262282
Report Date: 11/18/22

Sample Receipt and Container Information

Were project specific reporting limits specified? YES

Cooler Information

Cooler	Custody Seal
A	Absent

Container Information

Container ID	Container Type	Cooler	Initial pH	Final pH	Temp deg C	Pres	Seal	Frozen Date/Time	Analysis(*)
L2262282-01A	Vial HCl preserved	A	NA		1.6	Y	Absent		8260-NH(14)
L2262282-01B	Vial HCl preserved	A	NA		1.6	Y	Absent		8260-NH(14)
L2262282-02A	Vial HCl preserved	A	NA		1.6	Y	Absent		8260-NH(14)
L2262282-02B	Vial HCl preserved	A	NA		1.6	Y	Absent		8260-NH(14)
L2262282-02C	Vial HCl preserved	A	NA		1.6	Y	Absent		8260-NH(14)
L2262282-02D	Plastic 250ml HNO3 preserved	A	<2	<2	1.6	Y	Absent		MN-6020T(180)
L2262282-02E	Amber 250ml unpreserved	A	7	7	1.6	Y	Absent		A2-14-DIOXANESIM-PPB(7)
L2262282-02F	Amber 250ml unpreserved	A	7	7	1.6	Y	Absent		A2-14-DIOXANESIM-PPB(7)
L2262282-02G	Amber 250ml unpreserved	A	7	7	1.6	Y	Absent		8270TCL-LVI(7),8270TCL-SIM-LVI(7)
L2262282-02H	Amber 250ml unpreserved	A	7	7	1.6	Y	Absent		8270TCL-LVI(7),8270TCL-SIM-LVI(7)
L2262282-03A	Vial HCl preserved	A	NA		1.6	Y	Absent		8260-NH(14)
L2262282-03B	Vial HCl preserved	A	NA		1.6	Y	Absent		8260-NH(14)
L2262282-03C	Vial HCl preserved	A	NA		1.6	Y	Absent		8260-NH(14)
L2262282-03D	Plastic 250ml HNO3 preserved	A	<2	<2	1.6	Y	Absent		MN-6020T(180)
L2262282-03E	Amber 250ml unpreserved	A	7	7	1.6	Y	Absent		A2-14-DIOXANESIM-PPB(7)
L2262282-03F	Amber 250ml unpreserved	A	7	7	1.6	Y	Absent		A2-14-DIOXANESIM-PPB(7)
L2262282-04A	Vial HCl preserved	A	NA		1.6	Y	Absent		8260-NH(14)
L2262282-04B	Vial HCl preserved	A	NA		1.6	Y	Absent		8260-NH(14)
L2262282-04C	Vial HCl preserved	A	NA		1.6	Y	Absent		8260-NH(14)
L2262282-04D	Plastic 250ml HNO3 preserved	A	<2	<2	1.6	Y	Absent		MN-6020T(180)
L2262282-04E	Amber 250ml unpreserved	A	7	7	1.6	Y	Absent		A2-14-DIOXANESIM-PPB(7)
L2262282-04F	Amber 250ml unpreserved	A	7	7	1.6	Y	Absent		A2-14-DIOXANESIM-PPB(7)
L2262282-04G	Amber 250ml unpreserved	A	7	7	1.6	Y	Absent		8270TCL-LVI(7),8270TCL-SIM-LVI(7)

*Values in parentheses indicate holding time in days

Project Name: TROY MILLS LANDFILL SUPERFUND
Project Number: 04.0190987.33

Lab Number: L2262282
Report Date: 11/18/22

Container Information

Container ID	Container Type	Cooler	Initial pH	Final pH	Temp deg C	Pres	Seal	Frozen Date/Time	Analysis(*)
L2262282-04H	Amber 250ml unpreserved	A	7	7	1.6	Y	Absent		8270TCL-LVI(7),8270TCL-SIM-LVI(7)
L2262282-05A	Vial HCl preserved	A	NA		1.6	Y	Absent		8260-NH(14)
L2262282-05B	Vial HCl preserved	A	NA		1.6	Y	Absent		8260-NH(14)
L2262282-05C	Vial HCl preserved	A	NA		1.6	Y	Absent		8260-NH(14)
L2262282-05D	Plastic 250ml HNO3 preserved	A	<2	<2	1.6	Y	Absent		MN-6020T(180)
L2262282-05E	Amber 250ml unpreserved	A	7	7	1.6	Y	Absent		A2-14-DIOXANESIM-PPB(7)
L2262282-05F	Amber 250ml unpreserved	A	7	7	1.6	Y	Absent		A2-14-DIOXANESIM-PPB(7)
L2262282-05G	Amber 250ml unpreserved	A	7	7	1.6	Y	Absent		8270TCL-LVI(7),8270TCL-SIM-LVI(7)
L2262282-05H	Amber 250ml unpreserved	A	7	7	1.6	Y	Absent		8270TCL-LVI(7),8270TCL-SIM-LVI(7)
L2262282-06A	Vial HCl preserved	A	NA		1.6	Y	Absent		8260-NH(14)
L2262282-06B	Vial HCl preserved	A	NA		1.6	Y	Absent		8260-NH(14)
L2262282-06C	Vial HCl preserved	A	NA		1.6	Y	Absent		8260-NH(14)
L2262282-06D	Plastic 250ml HNO3 preserved	A	<2	<2	1.6	Y	Absent		MN-6020T(180)
L2262282-06E	Amber 250ml unpreserved	A	7	7	1.6	Y	Absent		A2-14-DIOXANESIM-PPB(7)
L2262282-06F	Amber 250ml unpreserved	A	7	7	1.6	Y	Absent		A2-14-DIOXANESIM-PPB(7)
L2262282-06G	Amber 250ml unpreserved	A	7	7	1.6	Y	Absent		8270TCL-LVI(7),8270TCL-SIM-LVI(7)
L2262282-06H	Amber 250ml unpreserved	A	7	7	1.6	Y	Absent		8270TCL-LVI(7),8270TCL-SIM-LVI(7)

*Values in parentheses indicate holding time in days

Project Name:	TROY MILLS LANDFILL SUPERFUND	**Lab Number:**	L2262282
Project Number:	04.0190987.33	**Report Date:**	11/18/22

GLOSSARY

Acronyms

DL	- Detection Limit: This value represents the level to which target analyte concentrations are reported as estimated values, when those target analyte concentrations are quantified below the limit of quantitation (LOQ). The DL includes any adjustments from dilutions, concentrations or moisture content, where applicable. (DoD report formats only.)
EDL	- Estimated Detection Limit: This value represents the level to which target analyte concentrations are reported as estimated values, when those target analyte concentrations are quantified below the reporting limit (RL). The EDL includes any adjustments from dilutions, concentrations or moisture content, where applicable. The use of EDLs is specific to the analysis of PAHs using Solid-Phase Microextraction (SPME).
EMPC	- Estimated Maximum Possible Concentration: The concentration that results from the signal present at the retention time of an analyte when the ions meet all of the identification criteria except the ion abundance ratio criteria. An EMPC is a worst-case estimate of the concentration.
EPA	- Environmental Protection Agency.
LCS	- Laboratory Control Sample: A sample matrix, free from the analytes of interest, spiked with verified known amounts of analytes or a material containing known and verified amounts of analytes.
LCSD	- Laboratory Control Sample Duplicate: Refer to LCS.
LFB	- Laboratory Fortified Blank: A sample matrix, free from the analytes of interest, spiked with verified known amounts of analytes or a material containing known and verified amounts of analytes.
LOD	- Limit of Detection: This value represents the level to which a target analyte can reliably be detected for a specific analyte in a specific matrix by a specific method. The LOD includes any adjustments from dilutions, concentrations or moisture content, where applicable. (DoD report formats only.)
LOQ	- Limit of Quantitation: The value at which an instrument can accurately measure an analyte at a specific concentration. The LOQ includes any adjustments from dilutions, concentrations or moisture content, where applicable. (DoD report formats only.) Limit of Quantitation: The value at which an instrument can accurately measure an analyte at a specific concentration. The LOQ includes any adjustments from dilutions, concentrations or moisture content, where applicable. (DoD report formats only.)
MDL	- Method Detection Limit: This value represents the level to which target analyte concentrations are reported as estimated values, when those target analyte concentrations are quantified below the reporting limit (RL). The MDL includes any adjustments from dilutions, concentrations or moisture content, where applicable.
MS	- Matrix Spike Sample: A sample prepared by adding a known mass of target analyte to a specified amount of matrix sample for which an independent estimate of target analyte concentration is available. For Method 332.0, the spike recovery is calculated using the native concentration, including estimated values.
MSD	- Matrix Spike Sample Duplicate: Refer to MS.
NA	- Not Applicable.
NC	- Not Calculated: Term is utilized when one or more of the results utilized in the calculation are non-detect at the parameter's reporting unit.
NDPA/DPA	- N-Nitrosodiphenylamine/Diphenylamine.
NI	- Not Ignitable.
NP	- Non-Plastic: Term is utilized for the analysis of Atterberg Limits in soil.
NR	- No Results: Term is utilized when 'No Target Compounds Requested' is reported for the analysis of Volatile or Semivolatile Organic TIC only requests.
RL	- Reporting Limit: The value at which an instrument can accurately measure an analyte at a specific concentration. The RL includes any adjustments from dilutions, concentrations or moisture content, where applicable.
RPD	- Relative Percent Difference: The results from matrix and/or matrix spike duplicates are primarily designed to assess the precision of analytical results in a given matrix and are expressed as relative percent difference (RPD). Values which are less than five times the reporting limit for any individual parameter are evaluated by utilizing the absolute difference between the values; although the RPD value will be provided in the report.
SRM	- Standard Reference Material: A reference sample of a known or certified value that is of the same or similar matrix as the associated field samples.
STLP	- Semi-dynamic Tank Leaching Procedure per EPA Method 1315.
TEF	- Toxic Equivalency Factors: The values assigned to each dioxin and furan to evaluate their toxicity relative to 2,3,7,8-TCDD.
TEQ	- Toxic Equivalent: The measure of a sample's toxicity derived by multiplying each dioxin and furan by its corresponding TEF and then summing the resulting values.
TIC	- Tentatively Identified Compound: A compound that has been identified to be present and is not part of the target compound list (TCL) for the method and/or program. All TICs are qualitatively identified and reported as estimated concentrations.

Report Format: Data Usability Report

Project Name:	TROY MILLS LANDFILL SUPERFUND	**Lab Number:**	L2262282
Project Number:	04.0190987.33	**Report Date:**	11/18/22

Footnotes

1 - The reference for this analyte should be considered modified since this analyte is absent from the target analyte list of the original method.

Terms

Analytical Method: Both the document from which the method originates and the analytical reference method. (Example: EPA 8260B is shown as 1,8260B.) The codes for the reference method documents are provided in the References section of the Addendum.

Chlordane: The target compound Chlordane (CAS No. 57-74-9) is reported for GC ECD analyses. Per EPA,this compound "refers to a mixture of chlordane isomers, other chlorinated hydrocarbons and numerous other components." (Reference: USEPA Toxicological Review of Chlordane, In Support of Summary Information on the Integrated Risk Information System (IRIS), December 1997.)

Difference: With respect to Total Oxidizable Precursor (TOP) Assay analysis, the difference is defined as the Post-Treatment value minus the Pre-Treatment value.

Final pH: As it pertains to Sample Receipt & Container Information section of the report, Final pH reflects pH of container determined after adjustment at the laboratory, if applicable. If no adjustment required, value reflects Initial pH.

Frozen Date/Time: With respect to Volatile Organics in soil, Frozen Date/Time reflects the date/time at which associated Reagent Water-preserved vials were initially frozen. Note: If frozen date/time is beyond 48 hours from sample collection, value will be reflected in 'bold'.

Gasoline Range Organics (GRO): Gasoline Range Organics (GRO) results include all chromatographic peaks eluting from Methyl tert butyl ether through Naphthalene, with the exception of GRO analysis in support of State of Ohio programs, which includes all chromatographic peaks eluting from Hexane through Dodecane.

Initial pH: As it pertains to Sample Receipt & Container Information section of the report, Initial pH reflects pH of container determined upon receipt, if applicable.

PAH Total: With respect to Alkylated PAH analyses, the 'PAHs, Total' result is defined as the summation of results for all or a subset of the following compounds: Naphthalene, C1-C4 Naphthalenes, 2-Methylnaphthalene, 1-Methylnaphthalene, Biphenyl, Acenaphthylene, Acenaphthene, Fluorene, C1-C3 Fluorenes, Phenanthrene, C1-C4 Phenanthrenes/Anthracenes, Anthracene, Fluoranthene, Pyrene, C1-C4 Fluoranthenes/Pyrenes, Benz(a)anthracene, Chrysene, C1-C4 Chrysenes, Benzo(b)fluoranthene, Benzo(j)+(k)fluoranthene, Benzo(e)pyrene, Benzo(a)pyrene, Perylene, Indeno(1,2,3-cd)pyrene, Dibenz(ah)+(ac)anthracene, Benzo(g,h,i)perylene. If a 'Total' result is requested, the results of its individual components will also be reported.

PFAS Total: With respect to PFAS analyses, the 'PFAS, Total (5)' result is defined as the summation of results for: PFHpA, PFHxS, PFOA, PFNA and PFOS. In addition, the 'PFAS, Total (6)' result is defined as the summation of results for: PFHpA, PFHxS, PFOA, PFNA, PFDA and PFOS. For MassDEP DW compliance analysis only, the 'PFAS, Total (6)' result is defined as the summation of results at or above the RL. Note: If a 'Total' result is requested, the results of its individual components will also be reported.

Total: With respect to Organic analyses, a 'Total' result is defined as the summation of results for individual isomers or Aroclors. If a 'Total' result is requested, the results of its individual components will also be reported. This is applicable to 'Total' results for methods 8260, 8081 and 8082.

Data Qualifiers

A - Spectra identified as "Aldol Condensates" are byproducts of the extraction/concentration procedures when acetone is introduced in the process.

B - The analyte was detected above the reporting limit in the associated method blank. Flag only applies to associated field samples that have detectable concentrations of the analyte at less than ten times (10x) the concentration found in the blank. For MCP-related projects, flag only applies to associated field samples that have detectable concentrations of the analyte at less than ten times (10x) the concentration found in the blank. For DOD-related projects, flag only applies to associated field samples that have detectable concentrations of the analyte at less than ten times (10x) the concentration found in the blank AND the analyte was detected above one-half the reporting limit (or above the reporting limit for common lab contaminants) in the associated method blank. For NJ-Air-related projects, flag only applies to associated field samples that have detectable concentrations of the analyte above the reporting limit. For NJ-related projects (excluding Air), flag only applies to associated field samples that have detectable concentrations of the analyte, which was detected above the reporting limit in the associated method blank or above five times the reporting limit for common lab contaminants (Phthalates, Acetone, Methylene Chloride, 2-Butanone).

C - Co-elution: The target analyte co-elutes with a known lab standard (i.e. surrogate, internal standards, etc.) for co-extracted analyses.

D - Concentration of analyte was quantified from diluted analysis. Flag only applies to field samples that have detectable concentrations of the analyte.

E - Concentration of analyte exceeds the range of the calibration curve and/or linear range of the instrument.

F - The ratio of quantifier ion response to qualifier ion response falls outside of the laboratory criteria. Results are considered to be an estimated maximum concentration.

G - The concentration may be biased high due to matrix interferences (i.e, co-elution) with non-target compound(s). The result should be considered estimated.

H - The analysis of pH was performed beyond the regulatory-required holding time of 15 minutes from the time of sample collection.

I - The lower value for the two columns has been reported due to obvious interference.

J - Estimated value. This represents an estimated concentration for Tentatively Identified Compounds (TICs).

M - Reporting Limit (RL) exceeds the MCP CAM Reporting Limit for this analyte.

Report Format: Data Usability Report

Project Name:	TROY MILLS LANDFILL SUPERFUND	**Lab Number:**	L2262282
Project Number:	04.0190987.33	**Report Date:**	11/18/22

Data Qualifiers

ND - Not detected at the reporting limit (RL) for the sample.

NJ - Presumptive evidence of compound. This represents an estimated concentration for Tentatively Identified Compounds (TICs), where the identification is based on a mass spectral library search.

P - The RPD between the results for the two columns exceeds the method-specified criteria.

Q - The quality control sample exceeds the associated acceptance criteria. For DOD-related projects, LCS and/or Continuing Calibration Standard exceedences are also qualified on all associated sample results. Note: This flag is not applicable for matrix spike recoveries when the sample concentration is greater than 4x the spike added or for batch duplicate RPD when the sample concentrations are less than 5x the RL. (Metals only.)

R - Analytical results are from sample re-analysis.

RE - Analytical results are from sample re-extraction.

S - Analytical results are from modified screening analysis.

V - The surrogate associated with this target analyte has a recovery outside the QC acceptance limits. (Applicable to MassDEP DW Compliance samples only.)

Z - The batch matrix spike and/or duplicate associated with this target analyte has a recovery/RPD outside the QC acceptance limits. (Applicable to MassDEP DW Compliance samples only.)

Project Name:	TROY MILLS LANDFILL SUPERFUND	**Lab Number:**	L2262282
Project Number:	04.0190987.33	**Report Date:**	11/18/22

REFERENCES

1 Test Methods for Evaluating Solid Waste: Physical/Chemical Methods. EPA SW-846. Third Edition. Updates I - VI, 2018.

LIMITATION OF LIABILITIES

Alpha Analytical performs services with reasonable care and diligence normal to the analytical testing laboratory industry. In the event of an error, the sole and exclusive responsibility of Alpha Analytical shall be to re-perform the work at it's own expense. In no event shall Alpha Analytical be held liable for any incidental, consequential or special damages, including but not limited to, damages in any way connected with the use of, interpretation of, information or analysis provided by Alpha Analytical.

We strongly urge our clients to comply with EPA protocol regarding sample volume, preservation, cooling, containers, sampling procedures, holding time and splitting of samples in the field.

Certification Information

The following analytes are not included in our Primary NELAP Scope of Accreditation:

Westborough Facility
EPA 624/624.1: m/p-xylene, o-xylene, Naphthalene
EPA 625/625.1: alpha-Terpineol
EPA 8260C/8260D: NPW: 1,2,4,5-Tetramethylbenzene; 4-Ethyltoluene, Azobenzene; SCM: Iodomethane (methyl iodide), 1,2,4,5-Tetramethylbenzene; 4-Ethyltoluene.
EPA 8270D/8270E: NPW: Dimethylnaphthalene,1,4-Diphenylhydrazine, alpha-Terpineol; SCM: Dimethylnaphthalene,1,4-Diphenylhydrazine.
SM4500: NPW: Amenable Cyanide; SCM: Total Phosphorus, TKN, NO2, NO3.

Mansfield Facility
SM 2540D: TSS
EPA 8082A: NPW: PCB: 1, 5, 31, 87,101, 110, 141, 151, 153, 180, 183, 187.
EPA TO-15: Halothane, 2,4,4-Trimethyl-2-pentene, 2,4,4-Trimethyl-1-pentene, Thiophene, 2-Methylthiophene, 3-Methylthiophene, 2-Ethylthiophene, 1,2,3-Trimethylbenzene, Indan, Indene, 1,2,4,5-Tetramethylbenzene, Benzothiophene, 1-Methylnaphthalene.
Biological Tissue Matrix: EPA 3050B

The following analytes are included in our Massachusetts DEP Scope of Accreditation

Westborough Facility:

Drinking Water
EPA 300.0: Chloride, Nitrate-N, Fluoride, Sulfate; **EPA 353.2**: Nitrate-N, Nitrite-N; **SM4500NO3-F**: Nitrate-N, Nitrite-N; **SM4500F-C, SM4500CN-CE, EPA 180.1, SM2130B, SM4500Cl-D, SM2320B, SM2540C, SM4500H-B, SM4500NO2-B**
EPA 332: Perchlorate; **EPA 524.2:** THMs and VOCs; **EPA 504.1:** EDB, DBCP.
Microbiology: **SM9215B; SM9223-P/A, SM9223B-Colilert-QT,SM9222D**.

Non-Potable Water
SM4500H,B, EPA 120.1, SM2510B, SM2540C, SM2320B, SM4500CL-E, SM4500F-BC, SM4500NH3-BH: Ammonia-N and Kjeldahl-N, **EPA 350.1**: Ammonia-N, **LACHAT 10-107-06-1-B**: Ammonia-N, **EPA 351.1, SM4500NO3-F, EPA 353.2**: Nitrate-N**, SM4500P-E, SM4500P-B, E, SM4500SO4-E, SM5220D, EPA 410.4, SM5210B, SM5310C, SM4500CL-D, EPA 1664, EPA 420.1, SM4500-CN-CE, SM2540D, EPA 300: Chloride, Sulfate, Nitrate.**
EPA 624.1: Volatile Halocarbons & Aromatics,
EPA 608.3: Chlordane, Toxaphene, Aldrin, alpha-BHC, beta-BHC, gamma-BHC, delta-BHC, Dieldrin, DDD, DDE, DDT, Endosulfan I, Endosulfan II, Endosulfan sulfate, Endrin, Endrin Aldehyde, Heptachlor, Heptachlor Epoxide, PCBs
EPA 625.1: SVOC (Acid/Base/Neutral Extractables), **EPA 600/4-81-045**: PCB-Oil.
Microbiology: **SM9223B-Colilert-QT; Enterolert-QT, SM9221E, EPA 1600, EPA 1603, SM9222D.**

Mansfield Facility:

Drinking Water
EPA 200.7: Al, Ba, Cd, Cr, Cu, Fe, Mn, Ni, Na, Ag, Ca, Zn. **EPA 200.8:** Al, Sb, As, Ba, Be, Cd, Cr, Cu, Pb, Mn, Ni, Se, Ag, TL, Zn. **EPA 245.1** Hg.
EPA 522, EPA 537.1.

Non-Potable Water
EPA 200.7: Al, Sb, As, Be, Cd, Ca, Cr, Co, Cu, Fe, Pb, Mg, Mn, Mo, Ni, K, Se, Ag, Na, Sr, TL, Ti, V, Zn.
EPA 200.8: Al, Sb**,** As, Be, Cd, Cr, Cu, Fe, Pb, Mn, Ni, K, Se, Ag, Na, TL, Zn.
EPA 245.1 Hg.
SM2340B

For a complete listing of analytes and methods, please contact your Alpha Project Manager.

CHAIN OF CUSTODY

PAGE 1 OF 1

Date Rec'd in Lab: 11/4/22

ALPHA Job #: L2262282

Westborough, MA
TEL: 508-898-9220
FAX: 508-898-9193

Mansfield, MA
TEL: 508-822-9300
FAX: 508-822-3288

Client Information

Client: NHDES
Address: 29 Hazen Drive
Concord, NH 03302
Phone: 603-271-3649
Fax:
Email: see comments

☐ These samples have been Previously analyzed by Alpha

Project Information

Project Name: Troy Mills Landfill Superfund
Project Location: Troy, NH
Project #: 04.0190987.33
Project Manager: Michael Summerlin
ALPHA Quote #: Contract #1081921

Turn-Around Time

☒ Standard ☐ Rush (ONLY IF PRE-APPROVED)

Due Date: Time:

Report Information Data Deliverables

☐ FAX ☒ EMAIL
☒ ADEx ☐ Add'l Deliverables

Billing Information

☒ Same as Client info PO #: 2589-00 "T"

Regulatory Requirements/Report Limits

State/Fed Program	Criteria
NHDES	Sampling and Analysis Plan limits

Other Project Specific Requirements/Comments/Detection Limits:

michael.d.summerlinjr@des.nh.gov. Please also email login receipts and lab reports to megan.murphy@gza.com and katherine.mcdonald@gza.com. Please provide excel files formatted for upload to the NHDES EMD and for GZA EQuIS upload.

Temperature Blank included in cooler.

ANALYSIS

SAMPLE HANDLING
Filtration
☐ Done
☒ Not Needed
☐ Lab to do
Preservation
☐ Lab to do
(Please specify below)

Please check appropriate boxes below

ALPHA Lab ID (Lab Use Only)	Sample ID	Collection Date	Collection Time	Sample Matrix	Sampler's Initials	VOCs 8260 NHDES List	SVOCs (Acid/base/neutrals)	1,4-Dioxane	Total Metals (Mn)	Hardness	Sample Specific Comments	TOTAL # BOTTLES
(22820	TRIP BLANK	11/02/22	08:30	AQ	EF	✔						2
.02	TRY_MW-C6S	11/02/22	12:25	GW	ED	✔	✔	✔	✔			8
.03	TRY_MW-C6S DUP	11/02/22	12:25	GW	ED	✔		✔	✔			6
.04	TRY_MW-C6D	11/02/22	10:50	GW	ED	✔	✔	✔	✔			8
.05	TRY_MW-702SX	11/02/22	12:35	GW	EF	✔	✔	✔	✔			8
.06	TRY_MW-702D	11/02/22	14:30	GW	EF	✔	✔	✔	✔			8

Container Type	V	A	A	P	P	-	-	-	-	-	-	-
Preservative	B	A	A	C	C	-	-	-	-	-	-	-

Relinquished By:	Date/Time	Received By:	Date/Time
[illegible]	11/4/22 1695	Tom Hensek ALC	11/4/22 16:55
Tom Hensek ALC 11/4/22	20:30	[illegible] 11/4	2034

Please print clearly, legibly and completely. Samples can not be logged in and turnaround time clock will not start until any ambiguities are resolved. All samples submitted are subject to Alpha's Payment Terms.

FORM NO: 01-26(HL)
(rev. 8-JAN-12)

ANALYTICAL REPORT

Lab Number:	L2262284
Client:	GZA GeoEnvironmental, Inc. / NHDES PO Box 95 29 Hazen Drive Concord, NH 03302-0095
ATTN:	Michael Summerlin
Phone:	(603) 271-3649
Project Name:	TROY MILLS LANDFILL SUPERFUND
Project Number:	04.0190987.33
Report Date:	11/18/22

The original project report/data package is held by Alpha Analytical. This report/data package is paginated and should be reproduced only in its entirety. Alpha Analytical holds no responsibility for results and/or data that are not consistent with the original.

Certifications & Approvals: MA (M-MA086), NH NELAP (2064), CT (PH-0574), IL (200077), ME (MA00086), MD (348), NJ (MA935), NY (11148), NC (25700/666), PA (68-03671), RI (LAO00065), TX (T104704476), VT (VT-0935), VA (460195), USDA (Permit #P330-17-00196).

Eight Walkup Drive, Westborough, MA 01581-1019
508-898-9220 (Fax) 508-898-9193 800-624-9220 - www.alphalab.com

Project Name: TROY MILLS LANDFILL SUPERFUND
Project Number: 04.0190987.33

Lab Number: L2262284
Report Date: 11/18/22

Alpha Sample ID	Client ID	Matrix	Sample Location	Collection Date/Time	Receive Date
L2262284-01	TRIP BLANK	WATER	TROY, NH	11/03/22 08:30	11/04/22
L2262284-02	TRY_MW-301X	WATER	TROY, NH	11/03/22 11:15	11/04/22
L2262284-03	TRY_MW-805	WATER	TROY, NH	11/03/22 13:00	11/04/22
L2262284-04	TRY_MW-104D	WATER	TROY, NH	11/03/22 12:15	11/04/22
L2262284-05	TRY_MW-104S	WATER	TROY, NH	11/03/22 14:00	11/04/22
L2262284-06	EQUIP BLANK	WATER	TROY, NH	11/03/22 15:30	11/04/22

Project Name:	TROY MILLS LANDFILL SUPERFUND	**Lab Number:**	L2262284
Project Number:	04.0190987.33	**Report Date:**	11/18/22

Case Narrative

The samples were received in accordance with the Chain of Custody and no significant deviations were encountered during the preparation or analysis unless otherwise noted. Sample Receipt, Container Information, and the Chain of Custody are located at the back of the report.

Results contained within this report relate only to the samples submitted under this Alpha Lab Number and meet NELAP requirements for all NELAP accredited parameters unless otherwise noted in the following narrative. The data presented in this report is organized by parameter (i.e. VOC, SVOC, etc.). Sample specific Quality Control data (i.e. Surrogate Spike Recovery) is reported at the end of the target analyte list for each individual sample, followed by the Laboratory Batch Quality Control at the end of each parameter. Tentatively Identified Compounds (TICs), if requested, are reported for compounds identified to be present and are not part of the method/program Target Compound List, even if only a subset of the TCL are being reported. If a sample was re-analyzed or re-extracted due to a required quality control corrective action and if both sets of data are reported, the Laboratory ID of the re-analysis or re-extraction is designated with an "R" or "RE", respectively.

When multiple Batch Quality Control elements are reported (e.g. more than one LCS), the associated samples for each element are noted in the grey shaded header line of each data table. Any Laboratory Batch, Sample Specific % recovery or RPD value that is outside the listed Acceptance Criteria is bolded in the report. In reference to questions H (CAM) or 4 (RCP) when "NO" is checked, the performance criteria for CAM and RCP methods allow for some quality control failures to occur and still be within method compliance. In these instances, the specific failure is not narrated but noted in the associated QC Outlier Summary Report, located directly after the Case Narrative. QC information is also incorporated in the Data Usability Assessment table (Format 11) of our Data Merger tool, where it can be reviewed in conjunction with the sample result, associated regulatory criteria and any associated data usability implications.

Soil/sediments, solids and tissues are reported on a dry weight basis unless otherwise noted. Definitions of all data qualifiers and acronyms used in this report are provided in the Glossary located at the back of the report.

HOLD POLICY - For samples submitted on hold, Alpha's policy is to hold samples (with the exception of Air canisters) free of charge for 21 calendar days from the date the project is completed. After 21 calendar days, we will dispose of all samples submitted including those put on hold unless you have contacted your Alpha Project Manager and made arrangements for Alpha to continue to hold the samples. Air canisters will be disposed after 3 business days from the date the project is completed.

Please contact Project Management at 800-624-9220 with any questions.

Project Name:	TROY MILLS LANDFILL SUPERFUND	**Lab Number:**	L2262284
Project Number:	04.0190987.33	**Report Date:**	11/18/22

Case Narrative (continued)

Volatile Organics

L2262284-03D: The sample has elevated detection limits due to the dilution required by the elevated concentrations of target compounds in the sample.

Semivolatile Organics

The WG1709249-2 LCS recoveries, associated with L2262284-02 through -05, are below the acceptance criteria for benzidine (3%/8%); however, it has been identified as a "difficult" analyte. The results of the associated samples are reported.

I, the undersigned, attest under the pains and penalties of perjury that, to the best of my knowledge and belief and based upon my personal inquiry of those responsible for providing the information contained in this analytical report, such information is accurate and complete. This certificate of analysis is not complete unless this page accompanies any and all pages of this report.

Authorized Signature: Tiffani Morrissey - Tiffani Morrissey

Title: Technical Director/Representative Date: 11/18/22

ORGANICS

VOLATILES

Project Name: TROY MILLS LANDFILL SUPERFUND **Lab Number:** L2262284

Project Number: 04.0190987.33 **Report Date:** 11/18/22

SAMPLE RESULTS

Lab ID: L2262284-01
Client ID: TRIP BLANK
Sample Location: TROY, NH

Date Collected: 11/03/22 08:30
Date Received: 11/04/22
Field Prep: Not Specified

Sample Depth:
Matrix: Water
Analytical Method: 1,8260D
Analytical Date: 11/14/22 19:54
Analyst: MJV

Parameter	Result	Qualifier	Units	RL	MDL	Dilution Factor
Volatile Organics by GC/MS - Westborough Lab						
Methylene chloride	ND		ug/l	3.0	--	1
1,1-Dichloroethane	ND		ug/l	0.75	--	1
Chloroform	ND		ug/l	0.75	--	1
Carbon tetrachloride	ND		ug/l	0.50	--	1
1,2-Dichloropropane	ND		ug/l	1.8	--	1
Dibromochloromethane	ND		ug/l	0.50	--	1
1,1,2-Trichloroethane	ND		ug/l	0.75	--	1
Tetrachloroethene	ND		ug/l	0.50	--	1
Chlorobenzene	ND		ug/l	0.50	--	1
Trichlorofluoromethane	ND		ug/l	2.5	--	1
1,2-Dichloroethane	ND		ug/l	0.50	--	1
1,1,1-Trichloroethane	ND		ug/l	0.50	--	1
Bromodichloromethane	ND		ug/l	0.50	--	1
trans-1,3-Dichloropropene	ND		ug/l	0.50	--	1
cis-1,3-Dichloropropene	ND		ug/l	0.50	--	1
1,3-Dichloropropene, Total	ND		ug/l	0.50	--	1
1,1-Dichloropropene	ND		ug/l	2.5	--	1
Bromoform	ND		ug/l	2.0	--	1
1,1,2,2-Tetrachloroethane	ND		ug/l	0.50	--	1
Benzene	ND		ug/l	0.50	--	1
Toluene	ND		ug/l	0.75	--	1
Ethylbenzene	ND		ug/l	0.50	--	1
Chloromethane	ND		ug/l	2.5	--	1
Bromomethane	ND		ug/l	1.0	--	1
Vinyl chloride	ND		ug/l	1.0	--	1
Chloroethane	ND		ug/l	1.0	--	1
1,1-Dichloroethene	ND		ug/l	0.50	--	1
trans-1,2-Dichloroethene	ND		ug/l	0.75	--	1

Project Name: TROY MILLS LANDFILL SUPERFUND **Lab Number:** L2262284

Project Number: 04.0190987.33 **Report Date:** 11/18/22

SAMPLE RESULTS

Lab ID: L2262284-01 Date Collected: 11/03/22 08:30

Client ID: TRIP BLANK Date Received: 11/04/22

Sample Location: TROY, NH Field Prep: Not Specified

Sample Depth:

Parameter	Result	Qualifier	Units	RL	MDL	Dilution Factor
Volatile Organics by GC/MS - Westborough Lab						
1,2-Dichloroethene, Total	ND		ug/l	0.50	--	1
Trichloroethene	ND		ug/l	0.50	--	1
1,2-Dichlorobenzene	ND		ug/l	2.5	--	1
1,3-Dichlorobenzene	ND		ug/l	2.5	--	1
1,4-Dichlorobenzene	ND		ug/l	2.5	--	1
Methyl tert butyl ether	ND		ug/l	1.0	--	1
p/m-Xylene	ND		ug/l	1.0	--	1
o-Xylene	ND		ug/l	1.0	--	1
Xylenes, Total	ND		ug/l	1.0	--	1
cis-1,2-Dichloroethene	ND		ug/l	0.50	--	1
Dibromomethane	ND		ug/l	5.0	--	1
1,2,3-Trichloropropane	ND		ug/l	5.0	--	1
Styrene	ND		ug/l	1.0	--	1
Dichlorodifluoromethane	ND		ug/l	5.0	--	1
Acetone	ND		ug/l	5.0	--	1
Carbon disulfide	ND		ug/l	5.0	--	1
2-Butanone	ND		ug/l	5.0	--	1
4-Methyl-2-pentanone	ND		ug/l	5.0	--	1
2-Hexanone	ND		ug/l	5.0	--	1
Bromochloromethane	ND		ug/l	2.5	--	1
Tetrahydrofuran	ND		ug/l	5.0	--	1
2,2-Dichloropropane	ND		ug/l	2.5	--	1
1,2-Dibromoethane	ND		ug/l	2.0	--	1
1,1,1,2-Tetrachloroethane	ND		ug/l	0.50	--	1
Bromobenzene	ND		ug/l	2.5	--	1
n-Butylbenzene	ND		ug/l	0.50	--	1
sec-Butylbenzene	ND		ug/l	0.50	--	1
tert-Butylbenzene	ND		ug/l	2.5	--	1
o-Chlorotoluene	ND		ug/l	2.5	--	1
p-Chlorotoluene	ND		ug/l	2.5	--	1
1,2-Dibromo-3-chloropropane	ND		ug/l	2.5	--	1
Hexachlorobutadiene	ND		ug/l	0.50	--	1
Isopropylbenzene	ND		ug/l	0.50	--	1
p-Isopropyltoluene	ND		ug/l	0.50	--	1
Naphthalene	ND		ug/l	2.5	--	1
n-Propylbenzene	ND		ug/l	0.50	--	1
1,2,3-Trichlorobenzene	ND		ug/l	2.5	--	1

Project Name: TROY MILLS LANDFILL SUPERFUND **Lab Number:** L2262284

Project Number: 04.0190987.33 **Report Date:** 11/18/22

SAMPLE RESULTS

Lab ID: L2262284-01 Date Collected: 11/03/22 08:30

Client ID: TRIP BLANK Date Received: 11/04/22

Sample Location: TROY, NH Field Prep: Not Specified

Sample Depth:

Parameter	Result	Qualifier	Units	RL	MDL	Dilution Factor
Volatile Organics by GC/MS - Westborough Lab						
1,2,4-Trichlorobenzene	ND		ug/l	2.5	--	1
1,3,5-Trimethylbenzene	ND		ug/l	2.5	--	1
1,3,5-Trichlorobenzene	ND		ug/l	2.0	--	1
1,2,4-Trimethylbenzene	ND		ug/l	2.5	--	1
Ethyl ether	ND		ug/l	2.5	--	1
Isopropyl Ether	ND		ug/l	2.0	--	1
Tert-Butyl Alcohol	ND		ug/l	10	--	1
Ethyl-Tert-Butyl-Ether	ND		ug/l	2.0	--	1
Tertiary-Amyl Methyl Ether	ND		ug/l	2.0	--	1
1,4-Dioxane	ND		ug/l	250	--	1

Surrogate	% Recovery	Qualifier	Acceptance Criteria
1,2-Dichloroethane-d4	103		70-130
Toluene-d8	99		70-130
4-Bromofluorobenzene	95		70-130
Dibromofluoromethane	104		70-130

Project Name: TROY MILLS LANDFILL SUPERFUND **Lab Number:** L2262284

Project Number: 04.0190987.33 **Report Date:** 11/18/22

SAMPLE RESULTS

Lab ID: L2262284-02
Client ID: TRY_MW-301X
Sample Location: TROY, NH

Date Collected: 11/03/22 11:15
Date Received: 11/04/22
Field Prep: Not Specified

Sample Depth:
Matrix: Water
Analytical Method: 1,8260D
Analytical Date: 11/14/22 22:54
Analyst: MJV

Parameter	Result	Qualifier	Units	RL	MDL	Dilution Factor
Volatile Organics by GC/MS - Westborough Lab						
Methylene chloride	ND		ug/l	3.0	--	1
1,1-Dichloroethane	ND		ug/l	0.75	--	1
Chloroform	ND		ug/l	0.75	--	1
Carbon tetrachloride	ND		ug/l	0.50	--	1
1,2-Dichloropropane	ND		ug/l	1.8	--	1
Dibromochloromethane	ND		ug/l	0.50	--	1
1,1,2-Trichloroethane	ND		ug/l	0.75	--	1
Tetrachloroethene	ND		ug/l	0.50	--	1
Chlorobenzene	ND		ug/l	0.50	--	1
Trichlorofluoromethane	ND		ug/l	2.5	--	1
1,2-Dichloroethane	ND		ug/l	0.50	--	1
1,1,1-Trichloroethane	ND		ug/l	0.50	--	1
Bromodichloromethane	ND		ug/l	0.50	--	1
trans-1,3-Dichloropropene	ND		ug/l	0.50	--	1
cis-1,3-Dichloropropene	ND		ug/l	0.50	--	1
1,3-Dichloropropene, Total	ND		ug/l	0.50	--	1
1,1-Dichloropropene	ND		ug/l	2.5	--	1
Bromoform	ND		ug/l	2.0	--	1
1,1,2,2-Tetrachloroethane	ND		ug/l	0.50	--	1
Benzene	ND		ug/l	0.50	--	1
Toluene	ND		ug/l	0.75	--	1
Ethylbenzene	ND		ug/l	0.50	--	1
Chloromethane	ND		ug/l	2.5	--	1
Bromomethane	ND		ug/l	1.0	--	1
Vinyl chloride	ND		ug/l	1.0	--	1
Chloroethane	ND		ug/l	1.0	--	1
1,1-Dichloroethene	ND		ug/l	0.50	--	1
trans-1,2-Dichloroethene	ND		ug/l	0.75	--	1

Project Name: TROY MILLS LANDFILL SUPERFUND **Lab Number:** L2262284

Project Number: 04.0190987.33 **Report Date:** 11/18/22

SAMPLE RESULTS

Lab ID: L2262284-02 Date Collected: 11/03/22 11:15

Client ID: TRY_MW-301X Date Received: 11/04/22

Sample Location: TROY, NH Field Prep: Not Specified

Sample Depth:

Parameter	Result	Qualifier	Units	RL	MDL	Dilution Factor
Volatile Organics by GC/MS - Westborough Lab						
1,2-Dichloroethene, Total	0.68		ug/l	0.50	--	1
Trichloroethene	ND		ug/l	0.50	--	1
1,2-Dichlorobenzene	ND		ug/l	2.5	--	1
1,3-Dichlorobenzene	ND		ug/l	2.5	--	1
1,4-Dichlorobenzene	ND		ug/l	2.5	--	1
Methyl tert butyl ether	ND		ug/l	1.0	--	1
p/m-Xylene	ND		ug/l	1.0	--	1
o-Xylene	ND		ug/l	1.0	--	1
Xylenes, Total	ND		ug/l	1.0	--	1
cis-1,2-Dichloroethene	0.68		ug/l	0.50	--	1
Dibromomethane	ND		ug/l	5.0	--	1
1,2,3-Trichloropropane	ND		ug/l	5.0	--	1
Styrene	ND		ug/l	1.0	--	1
Dichlorodifluoromethane	ND		ug/l	5.0	--	1
Acetone	ND		ug/l	5.0	--	1
Carbon disulfide	ND		ug/l	5.0	--	1
2-Butanone	ND		ug/l	5.0	--	1
4-Methyl-2-pentanone	ND		ug/l	5.0	--	1
2-Hexanone	ND		ug/l	5.0	--	1
Bromochloromethane	ND		ug/l	2.5	--	1
Tetrahydrofuran	ND		ug/l	5.0	--	1
2,2-Dichloropropane	ND		ug/l	2.5	--	1
1,2-Dibromoethane	ND		ug/l	2.0	--	1
1,1,1,2-Tetrachloroethane	ND		ug/l	0.50	--	1
Bromobenzene	ND		ug/l	2.5	--	1
n-Butylbenzene	ND		ug/l	0.50	--	1
sec-Butylbenzene	3.2		ug/l	0.50	--	1
tert-Butylbenzene	ND		ug/l	2.5	--	1
o-Chlorotoluene	ND		ug/l	2.5	--	1
p-Chlorotoluene	ND		ug/l	2.5	--	1
1,2-Dibromo-3-chloropropane	ND		ug/l	2.5	--	1
Hexachlorobutadiene	ND		ug/l	0.50	--	1
Isopropylbenzene	ND		ug/l	0.50	--	1
p-Isopropyltoluene	ND		ug/l	0.50	--	1
Naphthalene	ND		ug/l	2.5	--	1
n-Propylbenzene	ND		ug/l	0.50	--	1
1,2,3-Trichlorobenzene	ND		ug/l	2.5	--	1

Project Name: TROY MILLS LANDFILL SUPERFUND **Lab Number:** L2262284

Project Number: 04.0190987.33 **Report Date:** 11/18/22

SAMPLE RESULTS

Lab ID: L2262284-02 Date Collected: 11/03/22 11:15

Client ID: TRY_MW-301X Date Received: 11/04/22

Sample Location: TROY, NH Field Prep: Not Specified

Sample Depth:

Parameter	Result	Qualifier	Units	RL	MDL	Dilution Factor
Volatile Organics by GC/MS - Westborough Lab						
1,2,4-Trichlorobenzene	ND		ug/l	2.5	--	1
1,3,5-Trimethylbenzene	ND		ug/l	2.5	--	1
1,3,5-Trichlorobenzene	ND		ug/l	2.0	--	1
1,2,4-Trimethylbenzene	ND		ug/l	2.5	--	1
Ethyl ether	ND		ug/l	2.5	--	1
Isopropyl Ether	ND		ug/l	2.0	--	1
Tert-Butyl Alcohol	ND		ug/l	10	--	1
Ethyl-Tert-Butyl-Ether	ND		ug/l	2.0	--	1
Tertiary-Amyl Methyl Ether	ND		ug/l	2.0	--	1
1,4-Dioxane	ND		ug/l	250	--	1

Surrogate	% Recovery	Qualifier	Acceptance Criteria
1,2-Dichloroethane-d4	103		70-130
Toluene-d8	98		70-130
4-Bromofluorobenzene	91		70-130
Dibromofluoromethane	104		70-130

Project Name: TROY MILLS LANDFILL SUPERFUND **Lab Number:** L2262284

Project Number: 04.0190987.33 **Report Date:** 11/18/22

SAMPLE RESULTS

Lab ID: L2262284-03 D
Client ID: TRY_MW-805
Sample Location: TROY, NH

Date Collected: 11/03/22 13:00
Date Received: 11/04/22
Field Prep: Not Specified

Sample Depth:
Matrix: Water
Analytical Method: 1,8260D
Analytical Date: 11/15/22 00:15
Analyst: MJV

Parameter	Result	Qualifier	Units	RL	MDL	Dilution Factor
Volatile Organics by GC/MS - Westborough Lab						
Methylene chloride	ND		ug/l	7.5	--	2.5
1,1-Dichloroethane	ND		ug/l	1.9	--	2.5
Chloroform	ND		ug/l	1.9	--	2.5
Carbon tetrachloride	ND		ug/l	1.2	--	2.5
1,2-Dichloropropane	ND		ug/l	4.4	--	2.5
Dibromochloromethane	ND		ug/l	1.2	--	2.5
1,1,2-Trichloroethane	ND		ug/l	1.9	--	2.5
Tetrachloroethene	ND		ug/l	1.2	--	2.5
Chlorobenzene	ND		ug/l	1.2	--	2.5
Trichlorofluoromethane	ND		ug/l	6.2	--	2.5
1,2-Dichloroethane	ND		ug/l	1.2	--	2.5
1,1,1-Trichloroethane	ND		ug/l	1.2	--	2.5
Bromodichloromethane	ND		ug/l	1.2	--	2.5
trans-1,3-Dichloropropene	ND		ug/l	1.2	--	2.5
cis-1,3-Dichloropropene	ND		ug/l	1.2	--	2.5
1,3-Dichloropropene, Total	ND		ug/l	1.2	--	2.5
1,1-Dichloropropene	ND		ug/l	6.2	--	2.5
Bromoform	ND		ug/l	5.0	--	2.5
1,1,2,2-Tetrachloroethane	ND		ug/l	1.2	--	2.5
Benzene	ND		ug/l	1.2	--	2.5
Toluene	ND		ug/l	1.9	--	2.5
Ethylbenzene	99		ug/l	1.2	--	2.5
Chloromethane	ND		ug/l	6.2	--	2.5
Bromomethane	ND		ug/l	2.5	--	2.5
Vinyl chloride	ND		ug/l	2.5	--	2.5
Chloroethane	ND		ug/l	2.5	--	2.5
1,1-Dichloroethene	ND		ug/l	1.2	--	2.5
trans-1,2-Dichloroethene	ND		ug/l	1.9	--	2.5

Project Name: TROY MILLS LANDFILL SUPERFUND **Lab Number:** L2262284

Project Number: 04.0190987.33 **Report Date:** 11/18/22

SAMPLE RESULTS

Lab ID: L2262284-03 D Date Collected: 11/03/22 13:00

Client ID: TRY_MW-805 Date Received: 11/04/22

Sample Location: TROY, NH Field Prep: Not Specified

Sample Depth:

Parameter	Result	Qualifier	Units	RL	MDL	Dilution Factor
Volatile Organics by GC/MS - Westborough Lab						
1,2-Dichloroethene, Total	ND		ug/l	1.2	--	2.5
Trichloroethene	ND		ug/l	1.2	--	2.5
1,2-Dichlorobenzene	ND		ug/l	6.2	--	2.5
1,3-Dichlorobenzene	ND		ug/l	6.2	--	2.5
1,4-Dichlorobenzene	ND		ug/l	6.2	--	2.5
Methyl tert butyl ether	ND		ug/l	2.5	--	2.5
p/m-Xylene	220		ug/l	2.5	--	2.5
o-Xylene	2.7		ug/l	2.5	--	2.5
Xylenes, Total	220		ug/l	2.5	--	2.5
cis-1,2-Dichloroethene	ND		ug/l	1.2	--	2.5
Dibromomethane	ND		ug/l	12	--	2.5
1,2,3-Trichloropropane	ND		ug/l	12	--	2.5
Styrene	ND		ug/l	2.5	--	2.5
Dichlorodifluoromethane	ND		ug/l	12	--	2.5
Acetone	ND		ug/l	12	--	2.5
Carbon disulfide	ND		ug/l	12	--	2.5
2-Butanone	ND		ug/l	12	--	2.5
4-Methyl-2-pentanone	ND		ug/l	12	--	2.5
2-Hexanone	ND		ug/l	12	--	2.5
Bromochloromethane	ND		ug/l	6.2	--	2.5
Tetrahydrofuran	ND		ug/l	12	--	2.5
2,2-Dichloropropane	ND		ug/l	6.2	--	2.5
1,2-Dibromoethane	ND		ug/l	5.0	--	2.5
1,1,1,2-Tetrachloroethane	ND		ug/l	1.2	--	2.5
Bromobenzene	ND		ug/l	6.2	--	2.5
n-Butylbenzene	21		ug/l	1.2	--	2.5
sec-Butylbenzene	31		ug/l	1.2	--	2.5
tert-Butylbenzene	ND		ug/l	6.2	--	2.5
o-Chlorotoluene	ND		ug/l	6.2	--	2.5
p-Chlorotoluene	ND		ug/l	6.2	--	2.5
1,2-Dibromo-3-chloropropane	ND		ug/l	6.2	--	2.5
Hexachlorobutadiene	ND		ug/l	1.2	--	2.5
Isopropylbenzene	37		ug/l	1.2	--	2.5
p-Isopropyltoluene	33		ug/l	1.2	--	2.5
Naphthalene	9.0		ug/l	6.2	--	2.5
n-Propylbenzene	57		ug/l	1.2	--	2.5
1,2,3-Trichlorobenzene	ND		ug/l	6.2	--	2.5

Project Name: TROY MILLS LANDFILL SUPERFUND **Lab Number:** L2262284

Project Number: 04.0190987.33 **Report Date:** 11/18/22

SAMPLE RESULTS

Lab ID: L2262284-03 D
Client ID: TRY_MW-805
Sample Location: TROY, NH

Date Collected: 11/03/22 13:00
Date Received: 11/04/22
Field Prep: Not Specified

Sample Depth:

Parameter	Result	Qualifier	Units	RL	MDL	Dilution Factor
Volatile Organics by GC/MS - Westborough Lab						
1,2,4-Trichlorobenzene	ND		ug/l	6.2	--	2.5
1,3,5-Trimethylbenzene	140		ug/l	6.2	--	2.5
1,3,5-Trichlorobenzene	ND		ug/l	5.0	--	2.5
1,2,4-Trimethylbenzene	470		ug/l	6.2	--	2.5
Ethyl ether	ND		ug/l	6.2	--	2.5
Isopropyl Ether	ND		ug/l	5.0	--	2.5
Tert-Butyl Alcohol	ND		ug/l	25	--	2.5
Ethyl-Tert-Butyl-Ether	ND		ug/l	5.0	--	2.5
Tertiary-Amyl Methyl Ether	ND		ug/l	5.0	--	2.5
1,4-Dioxane	ND		ug/l	620	--	2.5

Surrogate	% Recovery	Qualifier	Acceptance Criteria
1,2-Dichloroethane-d4	105		70-130
Toluene-d8	99		70-130
4-Bromofluorobenzene	91		70-130
Dibromofluoromethane	106		70-130

Project Name: TROY MILLS LANDFILL SUPERFUND **Lab Number:** L2262284

Project Number: 04.0190987.33 **Report Date:** 11/18/22

SAMPLE RESULTS

Lab ID: L2262284-04
Client ID: TRY_MW-104D
Sample Location: TROY, NH

Date Collected: 11/03/22 12:15
Date Received: 11/04/22
Field Prep: Not Specified

Sample Depth:
Matrix: Water
Analytical Method: 1,8260D
Analytical Date: 11/14/22 23:14
Analyst: MJV

Parameter	Result	Qualifier	Units	RL	MDL	Dilution Factor
Volatile Organics by GC/MS - Westborough Lab						
Methylene chloride	ND		ug/l	3.0	--	1
1,1-Dichloroethane	ND		ug/l	0.75	--	1
Chloroform	ND		ug/l	0.75	--	1
Carbon tetrachloride	ND		ug/l	0.50	--	1
1,2-Dichloropropane	ND		ug/l	1.8	--	1
Dibromochloromethane	ND		ug/l	0.50	--	1
1,1,2-Trichloroethane	ND		ug/l	0.75	--	1
Tetrachloroethene	ND		ug/l	0.50	--	1
Chlorobenzene	ND		ug/l	0.50	--	1
Trichlorofluoromethane	ND		ug/l	2.5	--	1
1,2-Dichloroethane	ND		ug/l	0.50	--	1
1,1,1-Trichloroethane	ND		ug/l	0.50	--	1
Bromodichloromethane	ND		ug/l	0.50	--	1
trans-1,3-Dichloropropene	ND		ug/l	0.50	--	1
cis-1,3-Dichloropropene	ND		ug/l	0.50	--	1
1,3-Dichloropropene, Total	ND		ug/l	0.50	--	1
1,1-Dichloropropene	ND		ug/l	2.5	--	1
Bromoform	ND		ug/l	2.0	--	1
1,1,2,2-Tetrachloroethane	ND		ug/l	0.50	--	1
Benzene	ND		ug/l	0.50	--	1
Toluene	ND		ug/l	0.75	--	1
Ethylbenzene	ND		ug/l	0.50	--	1
Chloromethane	ND		ug/l	2.5	--	1
Bromomethane	ND		ug/l	1.0	--	1
Vinyl chloride	ND		ug/l	1.0	--	1
Chloroethane	ND		ug/l	1.0	--	1
1,1-Dichloroethene	ND		ug/l	0.50	--	1
trans-1,2-Dichloroethene	ND		ug/l	0.75	--	1

Project Name: TROY MILLS LANDFILL SUPERFUND **Lab Number:** L2262284

Project Number: 04.0190987.33 **Report Date:** 11/18/22

SAMPLE RESULTS

Lab ID: L2262284-04 Date Collected: 11/03/22 12:15

Client ID: TRY_MW-104D Date Received: 11/04/22

Sample Location: TROY, NH Field Prep: Not Specified

Sample Depth:

Parameter	Result	Qualifier	Units	RL	MDL	Dilution Factor
Volatile Organics by GC/MS - Westborough Lab						
1,2-Dichloroethene, Total	ND		ug/l	0.50	--	1
Trichloroethene	ND		ug/l	0.50	--	1
1,2-Dichlorobenzene	ND		ug/l	2.5	--	1
1,3-Dichlorobenzene	ND		ug/l	2.5	--	1
1,4-Dichlorobenzene	ND		ug/l	2.5	--	1
Methyl tert butyl ether	ND		ug/l	1.0	--	1
p/m-Xylene	ND		ug/l	1.0	--	1
o-Xylene	ND		ug/l	1.0	--	1
Xylenes, Total	ND		ug/l	1.0	--	1
cis-1,2-Dichloroethene	ND		ug/l	0.50	--	1
Dibromomethane	ND		ug/l	5.0	--	1
1,2,3-Trichloropropane	ND		ug/l	5.0	--	1
Styrene	ND		ug/l	1.0	--	1
Dichlorodifluoromethane	ND		ug/l	5.0	--	1
Acetone	ND		ug/l	5.0	--	1
Carbon disulfide	ND		ug/l	5.0	--	1
2-Butanone	ND		ug/l	5.0	--	1
4-Methyl-2-pentanone	ND		ug/l	5.0	--	1
2-Hexanone	ND		ug/l	5.0	--	1
Bromochloromethane	ND		ug/l	2.5	--	1
Tetrahydrofuran	ND		ug/l	5.0	--	1
2,2-Dichloropropane	ND		ug/l	2.5	--	1
1,2-Dibromoethane	ND		ug/l	2.0	--	1
1,1,1,2-Tetrachloroethane	ND		ug/l	0.50	--	1
Bromobenzene	ND		ug/l	2.5	--	1
n-Butylbenzene	ND		ug/l	0.50	--	1
sec-Butylbenzene	ND		ug/l	0.50	--	1
tert-Butylbenzene	ND		ug/l	2.5	--	1
o-Chlorotoluene	ND		ug/l	2.5	--	1
p-Chlorotoluene	ND		ug/l	2.5	--	1
1,2-Dibromo-3-chloropropane	ND		ug/l	2.5	--	1
Hexachlorobutadiene	ND		ug/l	0.50	--	1
Isopropylbenzene	ND		ug/l	0.50	--	1
p-Isopropyltoluene	ND		ug/l	0.50	--	1
Naphthalene	ND		ug/l	2.5	--	1
n-Propylbenzene	ND		ug/l	0.50	--	1
1,2,3-Trichlorobenzene	ND		ug/l	2.5	--	1

Project Name: TROY MILLS LANDFILL SUPERFUND **Lab Number:** L2262284

Project Number: 04.0190987.33 **Report Date:** 11/18/22

SAMPLE RESULTS

Lab ID: L2262284-04 Date Collected: 11/03/22 12:15

Client ID: TRY_MW-104D Date Received: 11/04/22

Sample Location: TROY, NH Field Prep: Not Specified

Sample Depth:

Parameter	Result	Qualifier	Units	RL	MDL	Dilution Factor
Volatile Organics by GC/MS - Westborough Lab						
1,2,4-Trichlorobenzene	ND		ug/l	2.5	--	1
1,3,5-Trimethylbenzene	ND		ug/l	2.5	--	1
1,3,5-Trichlorobenzene	ND		ug/l	2.0	--	1
1,2,4-Trimethylbenzene	ND		ug/l	2.5	--	1
Ethyl ether	ND		ug/l	2.5	--	1
Isopropyl Ether	ND		ug/l	2.0	--	1
Tert-Butyl Alcohol	ND		ug/l	10	--	1
Ethyl-Tert-Butyl-Ether	ND		ug/l	2.0	--	1
Tertiary-Amyl Methyl Ether	ND		ug/l	2.0	--	1
1,4-Dioxane	ND		ug/l	250	--	1

Surrogate	% Recovery	Qualifier	Acceptance Criteria
1,2-Dichloroethane-d4	104		70-130
Toluene-d8	101		70-130
4-Bromofluorobenzene	99		70-130
Dibromofluoromethane	106		70-130

Project Name: TROY MILLS LANDFILL SUPERFUND **Lab Number:** L2262284

Project Number: 04.0190987.33 **Report Date:** 11/18/22

SAMPLE RESULTS

Lab ID: L2262284-05
Client ID: TRY_MW-104S
Sample Location: TROY, NH

Date Collected: 11/03/22 14:00
Date Received: 11/04/22
Field Prep: Not Specified

Sample Depth:
Matrix: Water
Analytical Method: 1,8260D
Analytical Date: 11/14/22 23:34
Analyst: MJV

Parameter	Result	Qualifier	Units	RL	MDL	Dilution Factor
Volatile Organics by GC/MS - Westborough Lab						
Methylene chloride	ND		ug/l	3.0	--	1
1,1-Dichloroethane	ND		ug/l	0.75	--	1
Chloroform	ND		ug/l	0.75	--	1
Carbon tetrachloride	ND		ug/l	0.50	--	1
1,2-Dichloropropane	ND		ug/l	1.8	--	1
Dibromochloromethane	ND		ug/l	0.50	--	1
1,1,2-Trichloroethane	ND		ug/l	0.75	--	1
Tetrachloroethene	ND		ug/l	0.50	--	1
Chlorobenzene	ND		ug/l	0.50	--	1
Trichlorofluoromethane	ND		ug/l	2.5	--	1
1,2-Dichloroethane	ND		ug/l	0.50	--	1
1,1,1-Trichloroethane	ND		ug/l	0.50	--	1
Bromodichloromethane	ND		ug/l	0.50	--	1
trans-1,3-Dichloropropene	ND		ug/l	0.50	--	1
cis-1,3-Dichloropropene	ND		ug/l	0.50	--	1
1,3-Dichloropropene, Total	ND		ug/l	0.50	--	1
1,1-Dichloropropene	ND		ug/l	2.5	--	1
Bromoform	ND		ug/l	2.0	--	1
1,1,2,2-Tetrachloroethane	ND		ug/l	0.50	--	1
Benzene	ND		ug/l	0.50	--	1
Toluene	ND		ug/l	0.75	--	1
Ethylbenzene	ND		ug/l	0.50	--	1
Chloromethane	ND		ug/l	2.5	--	1
Bromomethane	ND		ug/l	1.0	--	1
Vinyl chloride	ND		ug/l	1.0	--	1
Chloroethane	ND		ug/l	1.0	--	1
1,1-Dichloroethene	ND		ug/l	0.50	--	1
trans-1,2-Dichloroethene	ND		ug/l	0.75	--	1

Project Name: TROY MILLS LANDFILL SUPERFUND **Lab Number:** L2262284

Project Number: 04.0190987.33 **Report Date:** 11/18/22

SAMPLE RESULTS

Lab ID: L2262284-05 Date Collected: 11/03/22 14:00

Client ID: TRY_MW-104S Date Received: 11/04/22

Sample Location: TROY, NH Field Prep: Not Specified

Sample Depth:

Parameter	Result	Qualifier	Units	RL	MDL	Dilution Factor
Volatile Organics by GC/MS - Westborough Lab						
1,2-Dichloroethene, Total	1.2		ug/l	0.50	--	1
Trichloroethene	ND		ug/l	0.50	--	1
1,2-Dichlorobenzene	ND		ug/l	2.5	--	1
1,3-Dichlorobenzene	ND		ug/l	2.5	--	1
1,4-Dichlorobenzene	ND		ug/l	2.5	--	1
Methyl tert butyl ether	ND		ug/l	1.0	--	1
p/m-Xylene	ND		ug/l	1.0	--	1
o-Xylene	ND		ug/l	1.0	--	1
Xylenes, Total	ND		ug/l	1.0	--	1
cis-1,2-Dichloroethene	1.2		ug/l	0.50	--	1
Dibromomethane	ND		ug/l	5.0	--	1
1,2,3-Trichloropropane	ND		ug/l	5.0	--	1
Styrene	ND		ug/l	1.0	--	1
Dichlorodifluoromethane	ND		ug/l	5.0	--	1
Acetone	ND		ug/l	5.0	--	1
Carbon disulfide	ND		ug/l	5.0	--	1
2-Butanone	ND		ug/l	5.0	--	1
4-Methyl-2-pentanone	ND		ug/l	5.0	--	1
2-Hexanone	ND		ug/l	5.0	--	1
Bromochloromethane	ND		ug/l	2.5	--	1
Tetrahydrofuran	ND		ug/l	5.0	--	1
2,2-Dichloropropane	ND		ug/l	2.5	--	1
1,2-Dibromoethane	ND		ug/l	2.0	--	1
1,1,1,2-Tetrachloroethane	ND		ug/l	0.50	--	1
Bromobenzene	ND		ug/l	2.5	--	1
n-Butylbenzene	ND		ug/l	0.50	--	1
sec-Butylbenzene	2.4		ug/l	0.50	--	1
tert-Butylbenzene	ND		ug/l	2.5	--	1
o-Chlorotoluene	ND		ug/l	2.5	--	1
p-Chlorotoluene	ND		ug/l	2.5	--	1
1,2-Dibromo-3-chloropropane	ND		ug/l	2.5	--	1
Hexachlorobutadiene	ND		ug/l	0.50	--	1
Isopropylbenzene	ND		ug/l	0.50	--	1
p-Isopropyltoluene	ND		ug/l	0.50	--	1
Naphthalene	ND		ug/l	2.5	--	1
n-Propylbenzene	ND		ug/l	0.50	--	1
1,2,3-Trichlorobenzene	ND		ug/l	2.5	--	1

Project Name: TROY MILLS LANDFILL SUPERFUND **Lab Number:** L2262284

Project Number: 04.0190987.33 **Report Date:** 11/18/22

SAMPLE RESULTS

Lab ID: L2262284-05 Date Collected: 11/03/22 14:00

Client ID: TRY_MW-104S Date Received: 11/04/22

Sample Location: TROY, NH Field Prep: Not Specified

Sample Depth:

Parameter	Result	Qualifier	Units	RL	MDL	Dilution Factor
Volatile Organics by GC/MS - Westborough Lab						
1,2,4-Trichlorobenzene	ND		ug/l	2.5	--	1
1,3,5-Trimethylbenzene	ND		ug/l	2.5	--	1
1,3,5-Trichlorobenzene	ND		ug/l	2.0	--	1
1,2,4-Trimethylbenzene	ND		ug/l	2.5	--	1
Ethyl ether	ND		ug/l	2.5	--	1
Isopropyl Ether	ND		ug/l	2.0	--	1
Tert-Butyl Alcohol	ND		ug/l	10	--	1
Ethyl-Tert-Butyl-Ether	ND		ug/l	2.0	--	1
Tertiary-Amyl Methyl Ether	ND		ug/l	2.0	--	1
1,4-Dioxane	ND		ug/l	250	--	1

Surrogate	% Recovery	Qualifier	Acceptance Criteria
1,2-Dichloroethane-d4	108		70-130
Toluene-d8	101		70-130
4-Bromofluorobenzene	92		70-130
Dibromofluoromethane	109		70-130

Project Name: TROY MILLS LANDFILL SUPERFUND **Lab Number:** L2262284

Project Number: 04.0190987.33 **Report Date:** 11/18/22

SAMPLE RESULTS

Lab ID: L2262284-06
Client ID: EQUIP BLANK
Sample Location: TROY, NH

Date Collected: 11/03/22 15:30
Date Received: 11/04/22
Field Prep: Not Specified

Sample Depth:
Matrix: Water
Analytical Method: 1,8260D
Analytical Date: 11/14/22 23:54
Analyst: MJV

Parameter	Result	Qualifier	Units	RL	MDL	Dilution Factor
Volatile Organics by GC/MS - Westborough Lab						
Methylene chloride	ND		ug/l	3.0	--	1
1,1-Dichloroethane	ND		ug/l	0.75	--	1
Chloroform	ND		ug/l	0.75	--	1
Carbon tetrachloride	ND		ug/l	0.50	--	1
1,2-Dichloropropane	ND		ug/l	1.8	--	1
Dibromochloromethane	ND		ug/l	0.50	--	1
1,1,2-Trichloroethane	ND		ug/l	0.75	--	1
Tetrachloroethene	ND		ug/l	0.50	--	1
Chlorobenzene	ND		ug/l	0.50	--	1
Trichlorofluoromethane	ND		ug/l	2.5	--	1
1,2-Dichloroethane	ND		ug/l	0.50	--	1
1,1,1-Trichloroethane	ND		ug/l	0.50	--	1
Bromodichloromethane	ND		ug/l	0.50	--	1
trans-1,3-Dichloropropene	ND		ug/l	0.50	--	1
cis-1,3-Dichloropropene	ND		ug/l	0.50	--	1
1,3-Dichloropropene, Total	ND		ug/l	0.50	--	1
1,1-Dichloropropene	ND		ug/l	2.5	--	1
Bromoform	ND		ug/l	2.0	--	1
1,1,2,2-Tetrachloroethane	ND		ug/l	0.50	--	1
Benzene	ND		ug/l	0.50	--	1
Toluene	ND		ug/l	0.75	--	1
Ethylbenzene	ND		ug/l	0.50	--	1
Chloromethane	ND		ug/l	2.5	--	1
Bromomethane	ND		ug/l	1.0	--	1
Vinyl chloride	ND		ug/l	1.0	--	1
Chloroethane	ND		ug/l	1.0	--	1
1,1-Dichloroethene	ND		ug/l	0.50	--	1
trans-1,2-Dichloroethene	ND		ug/l	0.75	--	1

Project Name: TROY MILLS LANDFILL SUPERFUND **Lab Number:** L2262284

Project Number: 04.0190987.33 **Report Date:** 11/18/22

SAMPLE RESULTS

Lab ID: L2262284-06 Date Collected: 11/03/22 15:30

Client ID: EQUIP BLANK Date Received: 11/04/22

Sample Location: TROY, NH Field Prep: Not Specified

Sample Depth:

Parameter	Result	Qualifier	Units	RL	MDL	Dilution Factor
Volatile Organics by GC/MS - Westborough Lab						
1,2-Dichloroethene, Total	ND		ug/l	0.50	--	1
Trichloroethene	ND		ug/l	0.50	--	1
1,2-Dichlorobenzene	ND		ug/l	2.5	--	1
1,3-Dichlorobenzene	ND		ug/l	2.5	--	1
1,4-Dichlorobenzene	ND		ug/l	2.5	--	1
Methyl tert butyl ether	ND		ug/l	1.0	--	1
p/m-Xylene	ND		ug/l	1.0	--	1
o-Xylene	ND		ug/l	1.0	--	1
Xylenes, Total	ND		ug/l	1.0	--	1
cis-1,2-Dichloroethene	ND		ug/l	0.50	--	1
Dibromomethane	ND		ug/l	5.0	--	1
1,2,3-Trichloropropane	ND		ug/l	5.0	--	1
Styrene	ND		ug/l	1.0	--	1
Dichlorodifluoromethane	ND		ug/l	5.0	--	1
Acetone	ND		ug/l	5.0	--	1
Carbon disulfide	ND		ug/l	5.0	--	1
2-Butanone	ND		ug/l	5.0	--	1
4-Methyl-2-pentanone	ND		ug/l	5.0	--	1
2-Hexanone	ND		ug/l	5.0	--	1
Bromochloromethane	ND		ug/l	2.5	--	1
Tetrahydrofuran	ND		ug/l	5.0	--	1
2,2-Dichloropropane	ND		ug/l	2.5	--	1
1,2-Dibromoethane	ND		ug/l	2.0	--	1
1,1,1,2-Tetrachloroethane	ND		ug/l	0.50	--	1
Bromobenzene	ND		ug/l	2.5	--	1
n-Butylbenzene	ND		ug/l	0.50	--	1
sec-Butylbenzene	ND		ug/l	0.50	--	1
tert-Butylbenzene	ND		ug/l	2.5	--	1
o-Chlorotoluene	ND		ug/l	2.5	--	1
p-Chlorotoluene	ND		ug/l	2.5	--	1
1,2-Dibromo-3-chloropropane	ND		ug/l	2.5	--	1
Hexachlorobutadiene	ND		ug/l	0.50	--	1
Isopropylbenzene	ND		ug/l	0.50	--	1
p-Isopropyltoluene	ND		ug/l	0.50	--	1
Naphthalene	ND		ug/l	2.5	--	1
n-Propylbenzene	ND		ug/l	0.50	--	1
1,2,3-Trichlorobenzene	ND		ug/l	2.5	--	1

Project Name: TROY MILLS LANDFILL SUPERFUND **Lab Number:** L2262284

Project Number: 04.0190987.33 **Report Date:** 11/18/22

SAMPLE RESULTS

Lab ID: L2262284-06 Date Collected: 11/03/22 15:30

Client ID: EQUIP BLANK Date Received: 11/04/22

Sample Location: TROY, NH Field Prep: Not Specified

Sample Depth:

Parameter	Result	Qualifier	Units	RL	MDL	Dilution Factor
Volatile Organics by GC/MS - Westborough Lab						
1,2,4-Trichlorobenzene	ND		ug/l	2.5	--	1
1,3,5-Trimethylbenzene	ND		ug/l	2.5	--	1
1,3,5-Trichlorobenzene	ND		ug/l	2.0	--	1
1,2,4-Trimethylbenzene	ND		ug/l	2.5	--	1
Ethyl ether	ND		ug/l	2.5	--	1
Isopropyl Ether	ND		ug/l	2.0	--	1
Tert-Butyl Alcohol	ND		ug/l	10	--	1
Ethyl-Tert-Butyl-Ether	ND		ug/l	2.0	--	1
Tertiary-Amyl Methyl Ether	ND		ug/l	2.0	--	1
1,4-Dioxane	ND		ug/l	250	--	1

Surrogate	% Recovery	Qualifier	Acceptance Criteria
1,2-Dichloroethane-d4	106		70-130
Toluene-d8	100		70-130
4-Bromofluorobenzene	92		70-130
Dibromofluoromethane	111		70-130

Project Name: TROY MILLS LANDFILL SUPERFUND **Lab Number:** L2262284

Project Number: 04.0190987.33 **Report Date:** 11/18/22

Method Blank Analysis
Batch Quality Control

Analytical Method: 1,8260D
Analytical Date: 11/14/22 18:14
Analyst: AJK

Parameter	Result	Qualifier	Units	RL	MDL
Volatile Organics by GC/MS - Westborough Lab for sample(s): 01-06 Batch: WG1713146-5					
Methylene chloride	ND		ug/l	3.0	--
1,1-Dichloroethane	ND		ug/l	0.75	--
Chloroform	ND		ug/l	0.75	--
Carbon tetrachloride	ND		ug/l	0.50	--
1,2-Dichloropropane	ND		ug/l	1.8	--
Dibromochloromethane	ND		ug/l	0.50	--
1,1,2-Trichloroethane	ND		ug/l	0.75	--
Tetrachloroethene	ND		ug/l	0.50	--
Chlorobenzene	ND		ug/l	0.50	--
Trichlorofluoromethane	ND		ug/l	2.5	--
1,2-Dichloroethane	ND		ug/l	0.50	--
1,1,1-Trichloroethane	ND		ug/l	0.50	--
Bromodichloromethane	ND		ug/l	0.50	--
trans-1,3-Dichloropropene	ND		ug/l	0.50	--
cis-1,3-Dichloropropene	ND		ug/l	0.50	--
1,3-Dichloropropene, Total	ND		ug/l	0.50	--
1,1-Dichloropropene	ND		ug/l	2.5	--
Bromoform	ND		ug/l	2.0	--
1,1,2,2-Tetrachloroethane	ND		ug/l	0.50	--
Benzene	ND		ug/l	0.50	--
Toluene	ND		ug/l	0.75	--
Ethylbenzene	ND		ug/l	0.50	--
Chloromethane	ND		ug/l	2.5	--
Bromomethane	ND		ug/l	1.0	--
Vinyl chloride	ND		ug/l	1.0	--
Chloroethane	ND		ug/l	1.0	--
1,1-Dichloroethene	ND		ug/l	0.50	--
trans-1,2-Dichloroethene	ND		ug/l	0.75	--
1,2-Dichloroethene, Total	ND		ug/l	0.50	--

Project Name: TROY MILLS LANDFILL SUPERFUND **Lab Number:** L2262284

Project Number: 04.0190987.33 **Report Date:** 11/18/22

Method Blank Analysis
Batch Quality Control

Analytical Method: 1,8260D
Analytical Date: 11/14/22 18:14
Analyst: AJK

Parameter	Result	Qualifier	Units	RL	MDL
Volatile Organics by GC/MS - Westborough Lab for sample(s): 01-06 Batch: WG1713146-5					
Trichloroethene	ND		ug/l	0.50	--
1,2-Dichlorobenzene	ND		ug/l	2.5	--
1,3-Dichlorobenzene	ND		ug/l	2.5	--
1,4-Dichlorobenzene	ND		ug/l	2.5	--
Methyl tert butyl ether	ND		ug/l	1.0	--
p/m-Xylene	ND		ug/l	1.0	--
o-Xylene	ND		ug/l	1.0	--
Xylenes, Total	ND		ug/l	1.0	--
cis-1,2-Dichloroethene	ND		ug/l	0.50	--
Dibromomethane	ND		ug/l	5.0	--
1,2,3-Trichloropropane	ND		ug/l	5.0	--
Styrene	ND		ug/l	1.0	--
Dichlorodifluoromethane	ND		ug/l	5.0	--
Acetone	ND		ug/l	5.0	--
Carbon disulfide	ND		ug/l	5.0	--
2-Butanone	ND		ug/l	5.0	--
4-Methyl-2-pentanone	ND		ug/l	5.0	--
2-Hexanone	ND		ug/l	5.0	--
Bromochloromethane	ND		ug/l	2.5	--
Tetrahydrofuran	ND		ug/l	5.0	--
2,2-Dichloropropane	ND		ug/l	2.5	--
1,2-Dibromoethane	ND		ug/l	2.0	--
1,1,1,2-Tetrachloroethane	ND		ug/l	0.50	--
Bromobenzene	ND		ug/l	2.5	--
n-Butylbenzene	ND		ug/l	0.50	--
sec-Butylbenzene	ND		ug/l	0.50	--
tert-Butylbenzene	ND		ug/l	2.5	--
o-Chlorotoluene	ND		ug/l	2.5	--
p-Chlorotoluene	ND		ug/l	2.5	--

Project Name: TROY MILLS LANDFILL SUPERFUND **Lab Number:** L2262284

Project Number: 04.0190987.33 **Report Date:** 11/18/22

Method Blank Analysis
Batch Quality Control

Analytical Method: 1,8260D
Analytical Date: 11/14/22 18:14
Analyst: AJK

Parameter	Result	Qualifier	Units	RL	MDL
Volatile Organics by GC/MS - Westborough Lab for sample(s): 01-06 Batch: WG1713146-5					
1,2-Dibromo-3-chloropropane	ND		ug/l	2.5	--
Hexachlorobutadiene	ND		ug/l	0.50	--
Isopropylbenzene	ND		ug/l	0.50	--
p-Isopropyltoluene	ND		ug/l	0.50	--
Naphthalene	ND		ug/l	2.5	--
n-Propylbenzene	ND		ug/l	0.50	--
1,2,3-Trichlorobenzene	ND		ug/l	2.5	--
1,2,4-Trichlorobenzene	ND		ug/l	2.5	--
1,3,5-Trimethylbenzene	ND		ug/l	2.5	--
1,3,5-Trichlorobenzene	ND		ug/l	2.0	--
1,2,4-Trimethylbenzene	ND		ug/l	2.5	--
Ethyl ether	ND		ug/l	2.5	--
Isopropyl Ether	ND		ug/l	2.0	--
Tert-Butyl Alcohol	ND		ug/l	10	--
Ethyl-Tert-Butyl-Ether	ND		ug/l	2.0	--
Tertiary-Amyl Methyl Ether	ND		ug/l	2.0	--
1,4-Dioxane	ND		ug/l	250	--

Surrogate	%Recovery	Qualifier	Acceptance Criteria
1,2-Dichloroethane-d4	104		70-130
Toluene-d8	100		70-130
4-Bromofluorobenzene	96		70-130
Dibromofluoromethane	104		70-130

Lab Control Sample Analysis
Batch Quality Control

Project Name: TROY MILLS LANDFILL SUPERFUND
Project Number: 04.0190987.33
Lab Number: L2262284
Report Date: 11/18/22

Parameter	LCS %Recovery	Qual	LCSD %Recovery	Qual	%Recovery Limits	RPD	Qual	RPD Limits
Volatile Organics by GC/MS - Westborough Lab Associated sample(s): 01-06 Batch: WG1713146-3 WG1713146-4								
Methylene chloride	98		94		70-130	4		20
1,1-Dichloroethane	98		97		70-130	1		20
Chloroform	98		96		70-130	2		20
Carbon tetrachloride	97		93		63-132	4		20
1,2-Dichloropropane	96		97		70-130	1		20
Dibromochloromethane	92		90		63-130	2		20
1,1,2-Trichloroethane	96		95		70-130	1		20
Tetrachloroethene	98		90		70-130	9		20
Chlorobenzene	96		93		75-130	3		25
Trichlorofluoromethane	110		110		62-150	0		20
1,2-Dichloroethane	96		95		70-130	1		20
1,1,1-Trichloroethane	96		92		67-130	4		20
Bromodichloromethane	95		95		67-130	0		20
trans-1,3-Dichloropropene	90		88		70-130	2		20
cis-1,3-Dichloropropene	91		89		70-130	2		20
1,1-Dichloropropene	97		91		70-130	6		20
Bromoform	86		86		54-136	0		20
1,1,2,2-Tetrachloroethane	100		99		67-130	1		20
Benzene	99		96		70-130	3		25
Toluene	94		92		70-130	2		25
Ethylbenzene	96		89		70-130	8		20
Chloromethane	94		90		64-130	4		20
Bromomethane	110		100		39-139	10		20

Lab Control Sample Analysis
Batch Quality Control

Project Name: TROY MILLS LANDFILL SUPERFUND
Project Number: 04.0190987.33

Lab Number: L2262284
Report Date: 11/18/22

Parameter	LCS %Recovery	Qual	LCSD %Recovery	Qual	%Recovery Limits	RPD	Qual	RPD Limits
Volatile Organics by GC/MS - Westborough Lab Associated sample(s): 01-06 Batch: WG1713146-3 WG1713146-4								
Vinyl chloride	110		100		55-140	10		20
Chloroethane	**180**	Q	**170**	Q	55-138	6		20
1,1-Dichloroethene	110		110		61-145	0		25
trans-1,2-Dichloroethene	100		95		70-130	5		20
Trichloroethene	98		93		70-130	5		25
1,2-Dichlorobenzene	96		93		70-130	3		20
1,3-Dichlorobenzene	97		93		70-130	4		20
1,4-Dichlorobenzene	99		94		70-130	5		20
Methyl tert butyl ether	90		90		63-130	0		20
p/m-Xylene	95		90		70-130	5		20
o-Xylene	95		90		70-130	5		20
cis-1,2-Dichloroethene	99		92		70-130	7		20
Dibromomethane	99		98		70-130	1		20
1,2,3-Trichloropropane	93		92		64-130	1		20
Styrene	90		90		70-130	0		20
Dichlorodifluoromethane	98		90		36-147	9		20
Acetone	100		100		58-148	0		20
Carbon disulfide	110		100		51-130	10		20
2-Butanone	96		98		63-138	2		20
4-Methyl-2-pentanone	85		85		59-130	0		20
2-Hexanone	83		86		57-130	4		20
Bromochloromethane	100		100		70-130	0		20
Tetrahydrofuran	88		110		58-130	**22**	Q	20

Lab Control Sample Analysis
Batch Quality Control

Project Name: TROY MILLS LANDFILL SUPERFUND
Project Number: 04.0190987.33
Lab Number: L2262284
Report Date: 11/18/22

Parameter	LCS %Recovery	Qual	LCSD %Recovery	Qual	%Recovery Limits	RPD	Qual	RPD Limits
Volatile Organics by GC/MS - Westborough Lab Associated sample(s): 01-06 Batch: WG1713146-3 WG1713146-4								
2,2-Dichloropropane	94		90		63-133	4		20
1,2-Dibromoethane	96		92		70-130	4		20
1,1,1,2-Tetrachloroethane	92		86		64-130	7		20
Bromobenzene	99		93		70-130	6		20
n-Butylbenzene	96		93		53-136	3		20
sec-Butylbenzene	97		94		70-130	3		20
tert-Butylbenzene	94		90		70-130	4		20
o-Chlorotoluene	95		90		70-130	5		20
p-Chlorotoluene	94		100		70-130	6		20
1,2-Dibromo-3-chloropropane	92		86		41-144	7		20
Hexachlorobutadiene	95		90		63-130	5		20
Isopropylbenzene	96		90		70-130	6		20
p-Isopropyltoluene	94		89		70-130	5		20
Naphthalene	96		95		70-130	1		20
n-Propylbenzene	95		94		69-130	1		20
1,2,3-Trichlorobenzene	93		93		70-130	0		20
1,2,4-Trichlorobenzene	98		96		70-130	2		20
1,3,5-Trimethylbenzene	93		89		64-130	4		20
1,3,5-Trichlorobenzene	96		95		70-130	1		20
1,2,4-Trimethylbenzene	91		89		70-130	2		20
Ethyl ether	100		110		59-134	10		20
Isopropyl Ether	88		91		70-130	3		20
Tert-Butyl Alcohol	84		88		70-130	5		20

Lab Control Sample Analysis
Batch Quality Control

Project Name: TROY MILLS LANDFILL SUPERFUND
Project Number: 04.0190987.33
Lab Number: L2262284
Report Date: 11/18/22

Parameter	LCS %Recovery	Qual	LCSD %Recovery	Qual	%Recovery Limits	RPD	Qual	RPD Limits
Volatile Organics by GC/MS - Westborough Lab Associated sample(s): 01-06 Batch: WG1713146-3 WG1713146-4								
Ethyl-Tert-Butyl-Ether	87		89		70-130	2		20
Tertiary-Amyl Methyl Ether	83		86		66-130	4		20
1,4-Dioxane	100		102		56-162	2		20

Surrogate	LCS %Recovery	Qual	LCSD %Recovery	Qual	Acceptance Criteria
1,2-Dichloroethane-d4	100		102		70-130
Toluene-d8	101		100		70-130
4-Bromofluorobenzene	92		97		70-130
Dibromofluoromethane	104		104		70-130

SEMIVOLATILES

Project Name: TROY MILLS LANDFILL SUPERFUND **Lab Number:** L2262284

Project Number: 04.0190987.33 **Report Date:** 11/18/22

SAMPLE RESULTS

Lab ID: L2262284-02
Client ID: TRY_MW-301X
Sample Location: TROY, NH

Date Collected: 11/03/22 11:15
Date Received: 11/04/22
Field Prep: Not Specified

Sample Depth:
Matrix: Water
Analytical Method: 1,8270E
Analytical Date: 11/09/22 04:50
Analyst: SZ

Extraction Method: EPA 3510C
Extraction Date: 11/07/22 23:51

Parameter	Result	Qualifier	Units	RL	MDL	Dilution Factor
Semivolatile Organics by GC/MS - Westborough Lab						
Benzidine	ND		ug/l	20	--	1
1,2,4-Trichlorobenzene	ND		ug/l	5.0	--	1
Bis(2-chloroethyl)ether	ND		ug/l	2.0	--	1
1,2-Dichlorobenzene	ND		ug/l	2.0	--	1
1,3-Dichlorobenzene	ND		ug/l	2.0	--	1
1,4-Dichlorobenzene	ND		ug/l	2.0	--	1
3,3'-Dichlorobenzidine	ND		ug/l	5.0	--	1
2,4-Dinitrotoluene	ND		ug/l	5.0	--	1
2,6-Dinitrotoluene	ND		ug/l	5.0	--	1
Azobenzene	ND		ug/l	2.0	--	1
4-Chlorophenyl phenyl ether	ND		ug/l	2.0	--	1
4-Bromophenyl phenyl ether	ND		ug/l	2.0	--	1
Bis(2-chloroisopropyl)ether	ND		ug/l	2.0	--	1
Bis(2-chloroethoxy)methane	ND		ug/l	5.0	--	1
Hexachlorocyclopentadiene	ND		ug/l	20	--	1
Isophorone	ND		ug/l	5.0	--	1
Nitrobenzene	ND		ug/l	2.0	--	1
NDPA/DPA	ND		ug/l	2.0	--	1
n-Nitrosodi-n-propylamine	ND		ug/l	5.0	--	1
Bis(2-ethylhexyl)phthalate	ND		ug/l	3.0	--	1
Butyl benzyl phthalate	ND		ug/l	5.0	--	1
Di-n-butylphthalate	ND		ug/l	5.0	--	1
Di-n-octylphthalate	ND		ug/l	5.0	--	1
Diethyl phthalate	ND		ug/l	5.0	--	1
Dimethyl phthalate	ND		ug/l	5.0	--	1
Biphenyl	ND		ug/l	2.0	--	1
Aniline	ND		ug/l	2.0	--	1
4-Chloroaniline	ND		ug/l	5.0	--	1

Project Name: TROY MILLS LANDFILL SUPERFUND **Lab Number:** L2262284

Project Number: 04.0190987.33 **Report Date:** 11/18/22

SAMPLE RESULTS

Lab ID: L2262284-02 Date Collected: 11/03/22 11:15

Client ID: TRY_MW-301X Date Received: 11/04/22

Sample Location: TROY, NH Field Prep: Not Specified

Sample Depth:

Parameter	Result	Qualifier	Units	RL	MDL	Dilution Factor
Semivolatile Organics by GC/MS - Westborough Lab						
2-Nitroaniline	ND		ug/l	5.0	--	1
3-Nitroaniline	ND		ug/l	5.0	--	1
4-Nitroaniline	ND		ug/l	5.0	--	1
Dibenzofuran	ND		ug/l	2.0	--	1
n-Nitrosodimethylamine	ND		ug/l	2.0	--	1
2,4,6-Trichlorophenol	ND		ug/l	5.0	--	1
p-Chloro-m-cresol	ND		ug/l	2.0	--	1
2-Chlorophenol	ND		ug/l	2.0	--	1
2,4-Dichlorophenol	ND		ug/l	5.0	--	1
2,4-Dimethylphenol	ND		ug/l	5.0	--	1
2-Nitrophenol	ND		ug/l	10	--	1
4-Nitrophenol	ND		ug/l	10	--	1
2,4-Dinitrophenol	ND		ug/l	20	--	1
4,6-Dinitro-o-cresol	ND		ug/l	10	--	1
Phenol	ND		ug/l	5.0	--	1
2-Methylphenol	ND		ug/l	5.0	--	1
3-Methylphenol/4-Methylphenol	ND		ug/l	5.0	--	1
2,4,5-Trichlorophenol	ND		ug/l	5.0	--	1
Benzoic Acid	ND		ug/l	50	--	1
Benzyl Alcohol	ND		ug/l	2.0	--	1
Carbazole	ND		ug/l	2.0	--	1
Pyridine	ND		ug/l	3.5	--	1

Surrogate	% Recovery	Qualifier	Acceptance Criteria
2-Fluorophenol	63		21-120
Phenol-d6	57		10-120
Nitrobenzene-d5	70		23-120
2-Fluorobiphenyl	72		15-120
2,4,6-Tribromophenol	80		10-120
4-Terphenyl-d14	78		41-149

Project Name: TROY MILLS LANDFILL SUPERFUND **Lab Number:** L2262284

Project Number: 04.0190987.33 **Report Date:** 11/18/22

SAMPLE RESULTS

Lab ID: L2262284-02
Client ID: TRY_MW-301X
Sample Location: TROY, NH

Date Collected: 11/03/22 11:15
Date Received: 11/04/22
Field Prep: Not Specified

Sample Depth:
Matrix: Water
Analytical Method: 1,8270E-SIM
Analytical Date: 11/11/22 18:53
Analyst: DMB

Extraction Method: EPA 3510C
Extraction Date: 11/10/22 08:40

Parameter	Result	Qualifier	Units	RL	MDL	Dilution Factor
1,4 Dioxane by 8270E-SIM - Mansfield Lab						
1,4-Dioxane	0.150		ug/l	0.144	--	1

Surrogate	% Recovery	Qualifier	Acceptance Criteria
1,4-Dioxane-d8	57		15-110

Project Name: TROY MILLS LANDFILL SUPERFUND **Lab Number:** L2262284

Project Number: 04.0190987.33 **Report Date:** 11/18/22

SAMPLE RESULTS

Lab ID: L2262284-02
Client ID: TRY_MW-301X
Sample Location: TROY, NH

Date Collected: 11/03/22 11:15
Date Received: 11/04/22
Field Prep: Not Specified

Sample Depth:
Matrix: Water
Analytical Method: 1,8270E-SIM
Analytical Date: 11/14/22 17:55
Analyst: RP

Extraction Method: EPA 3510C
Extraction Date: 11/07/22 23:54

Parameter	Result	Qualifier	Units	RL	MDL	Dilution Factor
Semivolatile Organics by GC/MS-SIM - Westborough Lab						
Acenaphthene	ND		ug/l	0.10	--	1
2-Chloronaphthalene	ND		ug/l	0.20	--	1
Fluoranthene	ND		ug/l	0.10	--	1
Hexachlorobutadiene	ND		ug/l	0.50	--	1
Naphthalene	ND		ug/l	0.10	--	1
Benzo(a)anthracene	ND		ug/l	0.10	--	1
Benzo(a)pyrene	ND		ug/l	0.10	--	1
Benzo(b)fluoranthene	ND		ug/l	0.10	--	1
Benzo(k)fluoranthene	ND		ug/l	0.10	--	1
Chrysene	ND		ug/l	0.10	--	1
Acenaphthylene	ND		ug/l	0.10	--	1
Anthracene	ND		ug/l	0.10	--	1
Benzo(ghi)perylene	ND		ug/l	0.10	--	1
Fluorene	ND		ug/l	0.10	--	1
Phenanthrene	ND		ug/l	0.10	--	1
Dibenzo(a,h)anthracene	ND		ug/l	0.10	--	1
Indeno(1,2,3-cd)pyrene	ND		ug/l	0.10	--	1
Pyrene	ND		ug/l	0.10	--	1
1-Methylnaphthalene	ND		ug/l	0.10	--	1
2-Methylnaphthalene	ND		ug/l	0.10	--	1
Pentachlorophenol	ND		ug/l	0.80	--	1
Hexachlorobenzene	ND		ug/l	0.80	--	1
Hexachloroethane	ND		ug/l	0.80	--	1

Project Name: TROY MILLS LANDFILL SUPERFUND **Lab Number:** L2262284

Project Number: 04.0190987.33 **Report Date:** 11/18/22

SAMPLE RESULTS

Lab ID: L2262284-02 Date Collected: 11/03/22 11:15

Client ID: TRY_MW-301X Date Received: 11/04/22

Sample Location: TROY, NH Field Prep: Not Specified

Sample Depth:

Parameter	Result	Qualifier	Units	RL	MDL	Dilution Factor

Semivolatile Organics by GC/MS-SIM - Westborough Lab

Surrogate	% Recovery	Qualifier	Acceptance Criteria
2-Fluorophenol	80		21-120
Phenol-d6	80		10-120
Nitrobenzene-d5	**139**	Q	23-120
2-Fluorobiphenyl	94		15-120
2,4,6-Tribromophenol	**148**	Q	10-120
4-Terphenyl-d14	122		41-149

Project Name: TROY MILLS LANDFILL SUPERFUND **Lab Number:** L2262284

Project Number: 04.0190987.33 **Report Date:** 11/18/22

SAMPLE RESULTS

Lab ID: L2262284-03
Client ID: TRY_MW-805
Sample Location: TROY, NH

Date Collected: 11/03/22 13:00
Date Received: 11/04/22
Field Prep: Not Specified

Sample Depth:
Matrix: Water
Analytical Method: 1,8270E
Analytical Date: 11/09/22 05:13
Analyst: SZ

Extraction Method: EPA 3510C
Extraction Date: 11/07/22 23:51

Parameter	Result	Qualifier	Units	RL	MDL	Dilution Factor
Semivolatile Organics by GC/MS - Westborough Lab						
Benzidine	ND		ug/l	20	--	1
1,2,4-Trichlorobenzene	ND		ug/l	5.0	--	1
Bis(2-chloroethyl)ether	ND		ug/l	2.0	--	1
1,2-Dichlorobenzene	ND		ug/l	2.0	--	1
1,3-Dichlorobenzene	ND		ug/l	2.0	--	1
1,4-Dichlorobenzene	ND		ug/l	2.0	--	1
3,3'-Dichlorobenzidine	ND		ug/l	5.0	--	1
2,4-Dinitrotoluene	ND		ug/l	5.0	--	1
2,6-Dinitrotoluene	ND		ug/l	5.0	--	1
Azobenzene	ND		ug/l	2.0	--	1
4-Chlorophenyl phenyl ether	ND		ug/l	2.0	--	1
4-Bromophenyl phenyl ether	ND		ug/l	2.0	--	1
Bis(2-chloroisopropyl)ether	ND		ug/l	2.0	--	1
Bis(2-chloroethoxy)methane	ND		ug/l	5.0	--	1
Hexachlorocyclopentadiene	ND		ug/l	20	--	1
Isophorone	ND		ug/l	5.0	--	1
Nitrobenzene	ND		ug/l	2.0	--	1
NDPA/DPA	ND		ug/l	2.0	--	1
n-Nitrosodi-n-propylamine	ND		ug/l	5.0	--	1
Bis(2-ethylhexyl)phthalate	ND		ug/l	3.0	--	1
Butyl benzyl phthalate	ND		ug/l	5.0	--	1
Di-n-butylphthalate	ND		ug/l	5.0	--	1
Di-n-octylphthalate	ND		ug/l	5.0	--	1
Diethyl phthalate	ND		ug/l	5.0	--	1
Dimethyl phthalate	ND		ug/l	5.0	--	1
Biphenyl	ND		ug/l	2.0	--	1
Aniline	ND		ug/l	2.0	--	1
4-Chloroaniline	ND		ug/l	5.0	--	1

Project Name: TROY MILLS LANDFILL SUPERFUND **Lab Number:** L2262284

Project Number: 04.0190987.33 **Report Date:** 11/18/22

SAMPLE RESULTS

Lab ID: L2262284-03 Date Collected: 11/03/22 13:00

Client ID: TRY_MW-805 Date Received: 11/04/22

Sample Location: TROY, NH Field Prep: Not Specified

Sample Depth:

Parameter	Result	Qualifier	Units	RL	MDL	Dilution Factor
Semivolatile Organics by GC/MS - Westborough Lab						
2-Nitroaniline	ND		ug/l	5.0	--	1
3-Nitroaniline	ND		ug/l	5.0	--	1
4-Nitroaniline	ND		ug/l	5.0	--	1
Dibenzofuran	ND		ug/l	2.0	--	1
n-Nitrosodimethylamine	ND		ug/l	2.0	--	1
2,4,6-Trichlorophenol	ND		ug/l	5.0	--	1
p-Chloro-m-cresol	ND		ug/l	2.0	--	1
2-Chlorophenol	ND		ug/l	2.0	--	1
2,4-Dichlorophenol	ND		ug/l	5.0	--	1
2,4-Dimethylphenol	ND		ug/l	5.0	--	1
2-Nitrophenol	ND		ug/l	10	--	1
4-Nitrophenol	ND		ug/l	10	--	1
2,4-Dinitrophenol	ND		ug/l	20	--	1
4,6-Dinitro-o-cresol	ND		ug/l	10	--	1
Phenol	ND		ug/l	5.0	--	1
2-Methylphenol	ND		ug/l	5.0	--	1
3-Methylphenol/4-Methylphenol	ND		ug/l	5.0	--	1
2,4,5-Trichlorophenol	ND		ug/l	5.0	--	1
Benzoic Acid	ND		ug/l	50	--	1
Benzyl Alcohol	ND		ug/l	2.0	--	1
Carbazole	ND		ug/l	2.0	--	1
Pyridine	ND		ug/l	3.5	--	1

Surrogate	% Recovery	Qualifier	Acceptance Criteria
2-Fluorophenol	86		21-120
Phenol-d6	77		10-120
Nitrobenzene-d5	86		23-120
2-Fluorobiphenyl	87		15-120
2,4,6-Tribromophenol	101		10-120
4-Terphenyl-d14	85		41-149

Project Name: TROY MILLS LANDFILL SUPERFUND **Lab Number:** L2262284

Project Number: 04.0190987.33 **Report Date:** 11/18/22

SAMPLE RESULTS

Lab ID: L2262284-03
Client ID: TRY_MW-805
Sample Location: TROY, NH

Date Collected: 11/03/22 13:00
Date Received: 11/04/22
Field Prep: Not Specified

Sample Depth:
Matrix: Water
Analytical Method: 1,8270E-SIM
Analytical Date: 11/11/22 19:18
Analyst: DMB

Extraction Method: EPA 3510C
Extraction Date: 11/10/22 08:40

Parameter	Result	Qualifier	Units	RL	MDL	Dilution Factor
1,4 Dioxane by 8270E-SIM - Mansfield Lab						
1,4-Dioxane	ND		ug/l	0.144	--	1

Surrogate	% Recovery	Qualifier	Acceptance Criteria
1,4-Dioxane-d8	54		15-110

Project Name: TROY MILLS LANDFILL SUPERFUND **Lab Number:** L2262284

Project Number: 04.0190987.33 **Report Date:** 11/18/22

SAMPLE RESULTS

Lab ID: L2262284-03
Client ID: TRY_MW-805
Sample Location: TROY, NH

Date Collected: 11/03/22 13:00
Date Received: 11/04/22
Field Prep: Not Specified

Sample Depth:
Matrix: Water
Analytical Method: 1,8270E-SIM
Analytical Date: 11/14/22 18:12
Analyst: RP

Extraction Method: EPA 3510C
Extraction Date: 11/07/22 23:54

Parameter	Result	Qualifier	Units	RL	MDL	Dilution Factor
Semivolatile Organics by GC/MS-SIM - Westborough Lab						
Acenaphthene	ND		ug/l	0.10	--	1
2-Chloronaphthalene	ND		ug/l	0.20	--	1
Fluoranthene	ND		ug/l	0.10	--	1
Hexachlorobutadiene	ND		ug/l	0.50	--	1
Naphthalene	7.0		ug/l	0.10	--	1
Benzo(a)anthracene	ND		ug/l	0.10	--	1
Benzo(a)pyrene	ND		ug/l	0.10	--	1
Benzo(b)fluoranthene	ND		ug/l	0.10	--	1
Benzo(k)fluoranthene	ND		ug/l	0.10	--	1
Chrysene	ND		ug/l	0.10	--	1
Acenaphthylene	ND		ug/l	0.10	--	1
Anthracene	ND		ug/l	0.10	--	1
Benzo(ghi)perylene	ND		ug/l	0.10	--	1
Fluorene	ND		ug/l	0.10	--	1
Phenanthrene	ND		ug/l	0.10	--	1
Dibenzo(a,h)anthracene	ND		ug/l	0.10	--	1
Indeno(1,2,3-cd)pyrene	ND		ug/l	0.10	--	1
Pyrene	ND		ug/l	0.10	--	1
1-Methylnaphthalene	0.54		ug/l	0.10	--	1
2-Methylnaphthalene	0.25		ug/l	0.10	--	1
Pentachlorophenol	ND		ug/l	0.80	--	1
Hexachlorobenzene	ND		ug/l	0.80	--	1
Hexachloroethane	ND		ug/l	0.80	--	1

Project Name: TROY MILLS LANDFILL SUPERFUND **Lab Number:** L2262284

Project Number: 04.0190987.33 **Report Date:** 11/18/22

SAMPLE RESULTS

Lab ID: L2262284-03 Date Collected: 11/03/22 13:00

Client ID: TRY_MW-805 Date Received: 11/04/22

Sample Location: TROY, NH Field Prep: Not Specified

Sample Depth:

Parameter	Result	Qualifier	Units	RL	MDL	Dilution Factor

Semivolatile Organics by GC/MS-SIM - Westborough Lab

Surrogate	% Recovery	Qualifier	Acceptance Criteria
2-Fluorophenol	98		21-120
Phenol-d6	94		10-120
Nitrobenzene-d5	**170**	Q	23-120
2-Fluorobiphenyl	100		15-120
2,4,6-Tribromophenol	**182**	Q	10-120
4-Terphenyl-d14	112		41-149

Project Name: TROY MILLS LANDFILL SUPERFUND **Lab Number:** L2262284

Project Number: 04.0190987.33 **Report Date:** 11/18/22

SAMPLE RESULTS

Lab ID: L2262284-04
Client ID: TRY_MW-104D
Sample Location: TROY, NH

Date Collected: 11/03/22 12:15
Date Received: 11/04/22
Field Prep: Not Specified

Sample Depth:
Matrix: Water
Analytical Method: 1,8270E
Analytical Date: 11/09/22 05:35
Analyst: SZ

Extraction Method: EPA 3510C
Extraction Date: 11/07/22 23:51

Parameter	Result	Qualifier	Units	RL	MDL	Dilution Factor
Semivolatile Organics by GC/MS - Westborough Lab						
Benzidine	ND		ug/l	20	--	1
1,2,4-Trichlorobenzene	ND		ug/l	5.0	--	1
Bis(2-chloroethyl)ether	ND		ug/l	2.0	--	1
1,2-Dichlorobenzene	ND		ug/l	2.0	--	1
1,3-Dichlorobenzene	ND		ug/l	2.0	--	1
1,4-Dichlorobenzene	ND		ug/l	2.0	--	1
3,3'-Dichlorobenzidine	ND		ug/l	5.0	--	1
2,4-Dinitrotoluene	ND		ug/l	5.0	--	1
2,6-Dinitrotoluene	ND		ug/l	5.0	--	1
Azobenzene	ND		ug/l	2.0	--	1
4-Chlorophenyl phenyl ether	ND		ug/l	2.0	--	1
4-Bromophenyl phenyl ether	ND		ug/l	2.0	--	1
Bis(2-chloroisopropyl)ether	ND		ug/l	2.0	--	1
Bis(2-chloroethoxy)methane	ND		ug/l	5.0	--	1
Hexachlorocyclopentadiene	ND		ug/l	20	--	1
Isophorone	ND		ug/l	5.0	--	1
Nitrobenzene	ND		ug/l	2.0	--	1
NDPA/DPA	ND		ug/l	2.0	--	1
n-Nitrosodi-n-propylamine	ND		ug/l	5.0	--	1
Bis(2-ethylhexyl)phthalate	ND		ug/l	3.0	--	1
Butyl benzyl phthalate	ND		ug/l	5.0	--	1
Di-n-butylphthalate	ND		ug/l	5.0	--	1
Di-n-octylphthalate	ND		ug/l	5.0	--	1
Diethyl phthalate	ND		ug/l	5.0	--	1
Dimethyl phthalate	ND		ug/l	5.0	--	1
Biphenyl	ND		ug/l	2.0	--	1
Aniline	ND		ug/l	2.0	--	1
4-Chloroaniline	ND		ug/l	5.0	--	1

Project Name: TROY MILLS LANDFILL SUPERFUND **Lab Number:** L2262284

Project Number: 04.0190987.33 **Report Date:** 11/18/22

SAMPLE RESULTS

Lab ID: L2262284-04 Date Collected: 11/03/22 12:15

Client ID: TRY_MW-104D Date Received: 11/04/22

Sample Location: TROY, NH Field Prep: Not Specified

Sample Depth:

Parameter	Result	Qualifier	Units	RL	MDL	Dilution Factor
Semivolatile Organics by GC/MS - Westborough Lab						
2-Nitroaniline	ND		ug/l	5.0	--	1
3-Nitroaniline	ND		ug/l	5.0	--	1
4-Nitroaniline	ND		ug/l	5.0	--	1
Dibenzofuran	ND		ug/l	2.0	--	1
n-Nitrosodimethylamine	ND		ug/l	2.0	--	1
2,4,6-Trichlorophenol	ND		ug/l	5.0	--	1
p-Chloro-m-cresol	ND		ug/l	2.0	--	1
2-Chlorophenol	ND		ug/l	2.0	--	1
2,4-Dichlorophenol	ND		ug/l	5.0	--	1
2,4-Dimethylphenol	ND		ug/l	5.0	--	1
2-Nitrophenol	ND		ug/l	10	--	1
4-Nitrophenol	ND		ug/l	10	--	1
2,4-Dinitrophenol	ND		ug/l	20	--	1
4,6-Dinitro-o-cresol	ND		ug/l	10	--	1
Phenol	ND		ug/l	5.0	--	1
2-Methylphenol	ND		ug/l	5.0	--	1
3-Methylphenol/4-Methylphenol	ND		ug/l	5.0	--	1
2,4,5-Trichlorophenol	ND		ug/l	5.0	--	1
Benzoic Acid	ND		ug/l	50	--	1
Benzyl Alcohol	ND		ug/l	2.0	--	1
Carbazole	ND		ug/l	2.0	--	1
Pyridine	ND		ug/l	3.5	--	1

Surrogate	% Recovery	Qualifier	Acceptance Criteria
2-Fluorophenol	58		21-120
Phenol-d6	49		10-120
Nitrobenzene-d5	64		23-120
2-Fluorobiphenyl	63		15-120
2,4,6-Tribromophenol	73		10-120
4-Terphenyl-d14	57		41-149

Project Name: TROY MILLS LANDFILL SUPERFUND **Lab Number:** L2262284

Project Number: 04.0190987.33 **Report Date:** 11/18/22

SAMPLE RESULTS

Lab ID: L2262284-04
Client ID: TRY_MW-104D
Sample Location: TROY, NH

Date Collected: 11/03/22 12:15
Date Received: 11/04/22
Field Prep: Not Specified

Sample Depth:
Matrix: Water
Analytical Method: 1,8270E-SIM
Analytical Date: 11/11/22 19:44
Analyst: DMB

Extraction Method: EPA 3510C
Extraction Date: 11/10/22 08:40

Parameter	Result	Qualifier	Units	RL	MDL	Dilution Factor
1,4 Dioxane by 8270E-SIM - Mansfield Lab						
1,4-Dioxane	ND		ug/l	0.139	--	1

Surrogate	% Recovery	Qualifier	Acceptance Criteria
1,4-Dioxane-d8	51		15-110

Project Name: TROY MILLS LANDFILL SUPERFUND **Lab Number:** L2262284

Project Number: 04.0190987.33 **Report Date:** 11/18/22

SAMPLE RESULTS

Lab ID: L2262284-04
Client ID: TRY_MW-104D
Sample Location: TROY, NH

Date Collected: 11/03/22 12:15
Date Received: 11/04/22
Field Prep: Not Specified

Sample Depth:
Matrix: Water
Analytical Method: 1,8270E-SIM
Analytical Date: 11/14/22 18:28
Analyst: RP

Extraction Method: EPA 3510C
Extraction Date: 11/07/22 23:54

Parameter	Result	Qualifier	Units	RL	MDL	Dilution Factor
Semivolatile Organics by GC/MS-SIM - Westborough Lab						
Acenaphthene	ND		ug/l	0.10	--	1
2-Chloronaphthalene	ND		ug/l	0.20	--	1
Fluoranthene	ND		ug/l	0.10	--	1
Hexachlorobutadiene	ND		ug/l	0.50	--	1
Naphthalene	ND		ug/l	0.10	--	1
Benzo(a)anthracene	ND		ug/l	0.10	--	1
Benzo(a)pyrene	ND		ug/l	0.10	--	1
Benzo(b)fluoranthene	ND		ug/l	0.10	--	1
Benzo(k)fluoranthene	ND		ug/l	0.10	--	1
Chrysene	ND		ug/l	0.10	--	1
Acenaphthylene	ND		ug/l	0.10	--	1
Anthracene	ND		ug/l	0.10	--	1
Benzo(ghi)perylene	ND		ug/l	0.10	--	1
Fluorene	ND		ug/l	0.10	--	1
Phenanthrene	ND		ug/l	0.10	--	1
Dibenzo(a,h)anthracene	ND		ug/l	0.10	--	1
Indeno(1,2,3-cd)pyrene	ND		ug/l	0.10	--	1
Pyrene	ND		ug/l	0.10	--	1
1-Methylnaphthalene	ND		ug/l	0.10	--	1
2-Methylnaphthalene	ND		ug/l	0.10	--	1
Pentachlorophenol	ND		ug/l	0.80	--	1
Hexachlorobenzene	ND		ug/l	0.80	--	1
Hexachloroethane	ND		ug/l	0.80	--	1

Project Name: TROY MILLS LANDFILL SUPERFUND **Lab Number:** L2262284

Project Number: 04.0190987.33 **Report Date:** 11/18/22

SAMPLE RESULTS

Lab ID:	L2262284-04	Date Collected:	11/03/22 12:15
Client ID:	TRY_MW-104D	Date Received:	11/04/22
Sample Location:	TROY, NH	Field Prep:	Not Specified

Sample Depth:

Parameter	Result	Qualifier	Units	RL	MDL	Dilution Factor
Semivolatile Organics by GC/MS-SIM - Westborough Lab						

Surrogate	% Recovery	Qualifier	Acceptance Criteria
2-Fluorophenol	53		21-120
Phenol-d6	53		10-120
Nitrobenzene-d5	114		23-120
2-Fluorobiphenyl	72		15-120
2,4,6-Tribromophenol	100		10-120
4-Terphenyl-d14	76		41-149

Project Name: TROY MILLS LANDFILL SUPERFUND **Lab Number:** L2262284

Project Number: 04.0190987.33 **Report Date:** 11/18/22

SAMPLE RESULTS

Lab ID: L2262284-05
Client ID: TRY_MW-104S
Sample Location: TROY, NH

Date Collected: 11/03/22 14:00
Date Received: 11/04/22
Field Prep: Not Specified

Sample Depth:
Matrix: Water
Analytical Method: 1,8270E
Analytical Date: 11/09/22 05:58
Analyst: SZ

Extraction Method: EPA 3510C
Extraction Date: 11/07/22 23:51

Parameter	Result	Qualifier	Units	RL	MDL	Dilution Factor
Semivolatile Organics by GC/MS - Westborough Lab						
Benzidine	ND		ug/l	20	--	1
1,2,4-Trichlorobenzene	ND		ug/l	5.0	--	1
Bis(2-chloroethyl)ether	ND		ug/l	2.0	--	1
1,2-Dichlorobenzene	ND		ug/l	2.0	--	1
1,3-Dichlorobenzene	ND		ug/l	2.0	--	1
1,4-Dichlorobenzene	ND		ug/l	2.0	--	1
3,3'-Dichlorobenzidine	ND		ug/l	5.0	--	1
2,4-Dinitrotoluene	ND		ug/l	5.0	--	1
2,6-Dinitrotoluene	ND		ug/l	5.0	--	1
Azobenzene	ND		ug/l	2.0	--	1
4-Chlorophenyl phenyl ether	ND		ug/l	2.0	--	1
4-Bromophenyl phenyl ether	ND		ug/l	2.0	--	1
Bis(2-chloroisopropyl)ether	ND		ug/l	2.0	--	1
Bis(2-chloroethoxy)methane	ND		ug/l	5.0	--	1
Hexachlorocyclopentadiene	ND		ug/l	20	--	1
Isophorone	ND		ug/l	5.0	--	1
Nitrobenzene	ND		ug/l	2.0	--	1
NDPA/DPA	ND		ug/l	2.0	--	1
n-Nitrosodi-n-propylamine	ND		ug/l	5.0	--	1
Bis(2-ethylhexyl)phthalate	ND		ug/l	3.0	--	1
Butyl benzyl phthalate	ND		ug/l	5.0	--	1
Di-n-butylphthalate	ND		ug/l	5.0	--	1
Di-n-octylphthalate	ND		ug/l	5.0	--	1
Diethyl phthalate	ND		ug/l	5.0	--	1
Dimethyl phthalate	ND		ug/l	5.0	--	1
Biphenyl	ND		ug/l	2.0	--	1
Aniline	ND		ug/l	2.0	--	1
4-Chloroaniline	ND		ug/l	5.0	--	1

Project Name: TROY MILLS LANDFILL SUPERFUND **Lab Number:** L2262284

Project Number: 04.0190987.33 **Report Date:** 11/18/22

SAMPLE RESULTS

Lab ID: L2262284-05 Date Collected: 11/03/22 14:00

Client ID: TRY_MW-104S Date Received: 11/04/22

Sample Location: TROY, NH Field Prep: Not Specified

Sample Depth:

Parameter	Result	Qualifier	Units	RL	MDL	Dilution Factor
Semivolatile Organics by GC/MS - Westborough Lab						
2-Nitroaniline	ND		ug/l	5.0	--	1
3-Nitroaniline	ND		ug/l	5.0	--	1
4-Nitroaniline	ND		ug/l	5.0	--	1
Dibenzofuran	ND		ug/l	2.0	--	1
n-Nitrosodimethylamine	ND		ug/l	2.0	--	1
2,4,6-Trichlorophenol	ND		ug/l	5.0	--	1
p-Chloro-m-cresol	ND		ug/l	2.0	--	1
2-Chlorophenol	ND		ug/l	2.0	--	1
2,4-Dichlorophenol	ND		ug/l	5.0	--	1
2,4-Dimethylphenol	ND		ug/l	5.0	--	1
2-Nitrophenol	ND		ug/l	10	--	1
4-Nitrophenol	ND		ug/l	10	--	1
2,4-Dinitrophenol	ND		ug/l	20	--	1
4,6-Dinitro-o-cresol	ND		ug/l	10	--	1
Phenol	ND		ug/l	5.0	--	1
2-Methylphenol	ND		ug/l	5.0	--	1
3-Methylphenol/4-Methylphenol	ND		ug/l	5.0	--	1
2,4,5-Trichlorophenol	ND		ug/l	5.0	--	1
Benzoic Acid	ND		ug/l	50	--	1
Benzyl Alcohol	ND		ug/l	2.0	--	1
Carbazole	ND		ug/l	2.0	--	1
Pyridine	ND		ug/l	3.5	--	1

Surrogate	% Recovery	Qualifier	Acceptance Criteria
2-Fluorophenol	53		21-120
Phenol-d6	45		10-120
Nitrobenzene-d5	58		23-120
2-Fluorobiphenyl	57		15-120
2,4,6-Tribromophenol	63		10-120
4-Terphenyl-d14	53		41-149

Project Name: TROY MILLS LANDFILL SUPERFUND **Lab Number:** L2262284

Project Number: 04.0190987.33 **Report Date:** 11/18/22

SAMPLE RESULTS

Lab ID: L2262284-05
Client ID: TRY_MW-104S
Sample Location: TROY, NH

Date Collected: 11/03/22 14:00
Date Received: 11/04/22
Field Prep: Not Specified

Sample Depth:
Matrix: Water
Analytical Method: 1,8270E-SIM
Analytical Date: 11/11/22 20:11
Analyst: DMB

Extraction Method: EPA 3510C
Extraction Date: 11/10/22 08:40

Parameter	Result	Qualifier	Units	RL	MDL	Dilution Factor
1,4 Dioxane by 8270E-SIM - Mansfield Lab						
1,4-Dioxane	ND		ug/l	0.144	--	1

Surrogate	% Recovery	Qualifier	Acceptance Criteria
1,4-Dioxane-d8	54		15-110

Project Name: TROY MILLS LANDFILL SUPERFUND **Lab Number:** L2262284

Project Number: 04.0190987.33 **Report Date:** 11/18/22

SAMPLE RESULTS

Lab ID: L2262284-05
Client ID: TRY_MW-104S
Sample Location: TROY, NH

Date Collected: 11/03/22 14:00
Date Received: 11/04/22
Field Prep: Not Specified

Sample Depth:
Matrix: Water
Analytical Method: 1,8270E-SIM
Analytical Date: 11/14/22 18:45
Analyst: RP

Extraction Method: EPA 3510C
Extraction Date: 11/07/22 23:54

Parameter	Result	Qualifier	Units	RL	MDL	Dilution Factor
Semivolatile Organics by GC/MS-SIM - Westborough Lab						
Acenaphthene	ND		ug/l	0.10	--	1
2-Chloronaphthalene	ND		ug/l	0.20	--	1
Fluoranthene	ND		ug/l	0.10	--	1
Hexachlorobutadiene	ND		ug/l	0.50	--	1
Naphthalene	ND		ug/l	0.10	--	1
Benzo(a)anthracene	ND		ug/l	0.10	--	1
Benzo(a)pyrene	ND		ug/l	0.10	--	1
Benzo(b)fluoranthene	ND		ug/l	0.10	--	1
Benzo(k)fluoranthene	ND		ug/l	0.10	--	1
Chrysene	ND		ug/l	0.10	--	1
Acenaphthylene	ND		ug/l	0.10	--	1
Anthracene	ND		ug/l	0.10	--	1
Benzo(ghi)perylene	ND		ug/l	0.10	--	1
Fluorene	ND		ug/l	0.10	--	1
Phenanthrene	ND		ug/l	0.10	--	1
Dibenzo(a,h)anthracene	ND		ug/l	0.10	--	1
Indeno(1,2,3-cd)pyrene	ND		ug/l	0.10	--	1
Pyrene	ND		ug/l	0.10	--	1
1-Methylnaphthalene	ND		ug/l	0.10	--	1
2-Methylnaphthalene	ND		ug/l	0.10	--	1
Pentachlorophenol	ND		ug/l	0.80	--	1
Hexachlorobenzene	ND		ug/l	0.80	--	1
Hexachloroethane	ND		ug/l	0.80	--	1

Project Name: TROY MILLS LANDFILL SUPERFUND **Lab Number:** L2262284

Project Number: 04.0190987.33 **Report Date:** 11/18/22

SAMPLE RESULTS

Lab ID: L2262284-05 Date Collected: 11/03/22 14:00

Client ID: TRY_MW-104S Date Received: 11/04/22

Sample Location: TROY, NH Field Prep: Not Specified

Sample Depth:

Parameter	Result	Qualifier	Units	RL	MDL	Dilution Factor
Semivolatile Organics by GC/MS-SIM - Westborough Lab						

Surrogate	% Recovery	Qualifier	Acceptance Criteria
2-Fluorophenol	51		21-120
Phenol-d6	50		10-120
Nitrobenzene-d5	99		23-120
2-Fluorobiphenyl	64		15-120
2,4,6-Tribromophenol	85		10-120
4-Terphenyl-d14	67		41-149

Project Name: TROY MILLS LANDFILL SUPERFUND **Lab Number:** L2262284

Project Number: 04.0190987.33 **Report Date:** 11/18/22

SAMPLE RESULTS

Lab ID: L2262284-06
Client ID: EQUIP BLANK
Sample Location: TROY, NH

Date Collected: 11/03/22 15:30
Date Received: 11/04/22
Field Prep: Not Specified

Sample Depth:
Matrix: Water
Analytical Method: 1,8270E-SIM
Analytical Date: 11/11/22 20:40
Analyst: DMB

Extraction Method: EPA 3510C
Extraction Date: 11/10/22 08:40

Parameter	Result	Qualifier	Units	RL	MDL	Dilution Factor
1,4 Dioxane by 8270E-SIM - Mansfield Lab						
1,4-Dioxane	ND		ug/l	0.144	--	1

Surrogate	% Recovery	Qualifier	Acceptance Criteria
1,4-Dioxane-d8	55		15-110

Project Name: TROY MILLS LANDFILL SUPERFUND **Lab Number:** L2262284

Project Number: 04.0190987.33 **Report Date:** 11/18/22

Method Blank Analysis
Batch Quality Control

Analytical Method: 1,8270E
Analytical Date: 11/08/22 22:52
Analyst: SZ

Extraction Method: EPA 3510C
Extraction Date: 11/07/22 23:51

Parameter	Result	Qualifier	Units	RL	MDL
Semivolatile Organics by GC/MS - Westborough Lab for sample(s): 02-05 Batch: WG1709249-1					
Acenaphthene	ND		ug/l	2.0	--
Benzidine	ND		ug/l	20	--
1,2,4-Trichlorobenzene	ND		ug/l	5.0	--
Hexachlorobenzene	ND		ug/l	2.0	--
Bis(2-chloroethyl)ether	ND		ug/l	2.0	--
2-Chloronaphthalene	ND		ug/l	2.0	--
1,2-Dichlorobenzene	ND		ug/l	2.0	--
1,3-Dichlorobenzene	ND		ug/l	2.0	--
1,4-Dichlorobenzene	ND		ug/l	2.0	--
3,3'-Dichlorobenzidine	ND		ug/l	5.0	--
2,4-Dinitrotoluene	ND		ug/l	5.0	--
2,6-Dinitrotoluene	ND		ug/l	5.0	--
Azobenzene	ND		ug/l	2.0	--
Fluoranthene	ND		ug/l	2.0	--
4-Chlorophenyl phenyl ether	ND		ug/l	2.0	--
4-Bromophenyl phenyl ether	ND		ug/l	2.0	--
Bis(2-chloroisopropyl)ether	ND		ug/l	2.0	--
Bis(2-chloroethoxy)methane	ND		ug/l	5.0	--
Hexachlorobutadiene	ND		ug/l	2.0	--
Hexachlorocyclopentadiene	ND		ug/l	20	--
Hexachloroethane	ND		ug/l	2.0	--
Isophorone	ND		ug/l	5.0	--
Naphthalene	ND		ug/l	2.0	--
Nitrobenzene	ND		ug/l	2.0	--
NDPA/DPA	ND		ug/l	2.0	--
n-Nitrosodi-n-propylamine	ND		ug/l	5.0	--
Bis(2-ethylhexyl)phthalate	ND		ug/l	3.0	--
Butyl benzyl phthalate	ND		ug/l	5.0	--
Di-n-butylphthalate	ND		ug/l	5.0	--

Project Name: TROY MILLS LANDFILL SUPERFUND
Project Number: 04.0190987.33

Lab Number: L2262284
Report Date: 11/18/22

Method Blank Analysis
Batch Quality Control

Analytical Method: 1,8270E
Analytical Date: 11/08/22 22:52
Analyst: SZ

Extraction Method: EPA 3510C
Extraction Date: 11/07/22 23:51

Parameter	Result	Qualifier	Units	RL	MDL
Semivolatile Organics by GC/MS - Westborough Lab for sample(s): 02-05 Batch: WG1709249-1					
Di-n-octylphthalate	ND		ug/l	5.0	--
Diethyl phthalate	ND		ug/l	5.0	--
Dimethyl phthalate	ND		ug/l	5.0	--
Benzo(a)anthracene	ND		ug/l	2.0	--
Benzo(a)pyrene	ND		ug/l	2.0	--
Benzo(b)fluoranthene	ND		ug/l	2.0	--
Benzo(k)fluoranthene	ND		ug/l	2.0	--
Chrysene	ND		ug/l	2.0	--
Acenaphthylene	ND		ug/l	2.0	--
Anthracene	ND		ug/l	2.0	--
Benzo(ghi)perylene	ND		ug/l	2.0	--
Fluorene	ND		ug/l	2.0	--
Phenanthrene	ND		ug/l	2.0	--
Dibenzo(a,h)anthracene	ND		ug/l	2.0	--
Indeno(1,2,3-cd)pyrene	ND		ug/l	2.0	--
Pyrene	ND		ug/l	2.0	--
Biphenyl	ND		ug/l	2.0	--
Aniline	ND		ug/l	2.0	--
4-Chloroaniline	ND		ug/l	5.0	--
1-Methylnaphthalene	ND		ug/l	2.0	--
2-Nitroaniline	ND		ug/l	5.0	--
3-Nitroaniline	ND		ug/l	5.0	--
4-Nitroaniline	ND		ug/l	5.0	--
Dibenzofuran	ND		ug/l	2.0	--
2-Methylnaphthalene	ND		ug/l	2.0	--
n-Nitrosodimethylamine	ND		ug/l	2.0	--
2,4,6-Trichlorophenol	ND		ug/l	5.0	--
p-Chloro-m-cresol	ND		ug/l	2.0	--
2-Chlorophenol	ND		ug/l	2.0	--

Project Name: TROY MILLS LANDFILL SUPERFUND
Project Number: 04.0190987.33
Lab Number: L2262284
Report Date: 11/18/22

Method Blank Analysis
Batch Quality Control

Analytical Method: 1,8270E
Analytical Date: 11/08/22 22:52
Analyst: SZ

Extraction Method: EPA 3510C
Extraction Date: 11/07/22 23:51

Parameter	Result	Qualifier	Units	RL	MDL
Semivolatile Organics by GC/MS - Westborough Lab for sample(s): 02-05 Batch: WG1709249-1					
2,4-Dichlorophenol	ND		ug/l	5.0	--
2,4-Dimethylphenol	ND		ug/l	5.0	--
2-Nitrophenol	ND		ug/l	10	--
4-Nitrophenol	ND		ug/l	10	--
2,4-Dinitrophenol	ND		ug/l	20	--
4,6-Dinitro-o-cresol	ND		ug/l	10	--
Pentachlorophenol	ND		ug/l	10	--
Phenol	ND		ug/l	5.0	--
2-Methylphenol	ND		ug/l	5.0	--
3-Methylphenol/4-Methylphenol	ND		ug/l	5.0	--
2,4,5-Trichlorophenol	ND		ug/l	5.0	--
Benzoic Acid	ND		ug/l	50	--
Benzyl Alcohol	ND		ug/l	2.0	--
Carbazole	ND		ug/l	2.0	--
Pyridine	ND		ug/l	3.5	--

Surrogate	%Recovery	Qualifier	Acceptance Criteria
2-Fluorophenol	49		21-120
Phenol-d6	44		10-120
Nitrobenzene-d5	60		23-120
2-Fluorobiphenyl	63		15-120
2,4,6-Tribromophenol	56		10-120
4-Terphenyl-d14	61		41-149

Project Name: TROY MILLS LANDFILL SUPERFUND
Project Number: 04.0190987.33
Lab Number: L2262284
Report Date: 11/18/22

Method Blank Analysis
Batch Quality Control

Analytical Method: 1,8270E-SIM
Analytical Date: 11/14/22 15:27
Analyst: RP

Extraction Method: EPA 3510C
Extraction Date: 11/07/22 23:54

Parameter	Result	Qualifier	Units	RL	MDL
Semivolatile Organics by GC/MS-SIM - Westborough Lab for sample(s): 02-05 Batch: WG1709251-1					
Acenaphthene	ND		ug/l	0.10	--
2-Chloronaphthalene	ND		ug/l	0.20	--
Fluoranthene	ND		ug/l	0.10	--
Hexachlorobutadiene	ND		ug/l	0.50	--
Naphthalene	ND		ug/l	0.10	--
Benzo(a)anthracene	ND		ug/l	0.10	--
Benzo(a)pyrene	ND		ug/l	0.10	--
Benzo(b)fluoranthene	ND		ug/l	0.10	--
Benzo(k)fluoranthene	ND		ug/l	0.10	--
Chrysene	ND		ug/l	0.10	--
Acenaphthylene	ND		ug/l	0.10	--
Anthracene	ND		ug/l	0.10	--
Benzo(ghi)perylene	ND		ug/l	0.10	--
Fluorene	ND		ug/l	0.10	--
Phenanthrene	ND		ug/l	0.10	--
Dibenzo(a,h)anthracene	ND		ug/l	0.10	--
Indeno(1,2,3-cd)pyrene	ND		ug/l	0.10	--
Pyrene	ND		ug/l	0.10	--
1-Methylnaphthalene	ND		ug/l	0.10	--
2-Methylnaphthalene	ND		ug/l	0.10	--
Pentachlorophenol	ND		ug/l	0.80	--
Hexachlorobenzene	ND		ug/l	0.80	--
Hexachloroethane	ND		ug/l	0.80	--

Project Name: TROY MILLS LANDFILL SUPERFUND
Project Number: 04.0190987.33

Lab Number: L2262284
Report Date: 11/18/22

Method Blank Analysis
Batch Quality Control

Analytical Method: 1,8270E-SIM
Analytical Date: 11/14/22 15:27
Analyst: RP

Extraction Method: EPA 3510C
Extraction Date: 11/07/22 23:54

Parameter	Result	Qualifier	Units	RL	MDL
Semivolatile Organics by GC/MS-SIM - Westborough Lab for sample(s): 02-05 Batch: WG1709251-1					

Surrogate	%Recovery	Qualifier	Acceptance Criteria
2-Fluorophenol	35		21-120
Phenol-d6	45		10-120
Nitrobenzene-d5	102		23-120
2-Fluorobiphenyl	65		15-120
2,4,6-Tribromophenol	47		10-120
4-Terphenyl-d14	68		41-149

Project Name: TROY MILLS LANDFILL SUPERFUND
Project Number: 04.0190987.33
Lab Number: L2262284
Report Date: 11/18/22

Method Blank Analysis
Batch Quality Control

Analytical Method: 1,8270E-SIM
Analytical Date: 11/11/22 16:03
Analyst: DMB

Extraction Method: EPA 3510C
Extraction Date: 11/10/22 08:40

Parameter	Result	Qualifier	Units	RL	MDL
1,4 Dioxane by 8270E-SIM - Mansfield Lab for sample(s): 02-06 Batch: WG1710382-1					
1,4-Dioxane	ND		ug/l	0.150	--

Surrogate	%Recovery	Qualifier	Acceptance Criteria
1,4-Dioxane-d8	60		15-110

Lab Control Sample Analysis
Batch Quality Control

Project Name: TROY MILLS LANDFILL SUPERFUND
Project Number: 04.0190987.33

Lab Number: L2262284
Report Date: 11/18/22

Parameter	LCS %Recovery	Qual	LCSD %Recovery	Qual	%Recovery Limits	RPD	Qual	RPD Limits
Semivolatile Organics by GC/MS - Westborough Lab Associated sample(s): 02-05 Batch: WG1709249-2 WG1709249-3								
Acenaphthene	66		62		37-111	6		30
Benzidine	**3**	Q	**8**	Q	10-75	**105**	Q	30
1,2,4-Trichlorobenzene	69		62		39-98	11		30
Hexachlorobenzene	68		66		40-140	3		30
Bis(2-chloroethyl)ether	65		61		40-140	6		30
2-Chloronaphthalene	67		63		40-140	6		30
1,2-Dichlorobenzene	64		58		40-140	10		30
1,3-Dichlorobenzene	60		58		40-140	3		30
1,4-Dichlorobenzene	64		57		36-97	12		30
3,3'-Dichlorobenzidine	50		47		40-140	6		30
2,4-Dinitrotoluene	69		67		48-143	3		30
2,6-Dinitrotoluene	67		67		40-140	0		30
Azobenzene	68		68		40-140	0		30
Fluoranthene	65		62		40-140	5		30
4-Chlorophenyl phenyl ether	70		68		40-140	3		30
4-Bromophenyl phenyl ether	72		70		40-140	3		30
Bis(2-chloroisopropyl)ether	64		60		40-140	6		30
Bis(2-chloroethoxy)methane	66		60		40-140	10		30
Hexachlorobutadiene	65		62		40-140	5		30
Hexachlorocyclopentadiene	58		56		40-140	4		30
Hexachloroethane	61		56		40-140	9		30
Isophorone	64		59		40-140	8		30
Naphthalene	62		58		40-140	7		30

Lab Control Sample Analysis
Batch Quality Control

Project Name: TROY MILLS LANDFILL SUPERFUND
Project Number: 04.0190987.33
Lab Number: L2262284
Report Date: 11/18/22

Parameter	LCS %Recovery	Qual	LCSD %Recovery	Qual	%Recovery Limits	RPD	Qual	RPD Limits
Semivolatile Organics by GC/MS - Westborough Lab Associated sample(s): 02-05 Batch: WG1709249-2 WG1709249-3								
Nitrobenzene	64		58		40-140	10		30
NDPA/DPA	67		67		40-140	0		30
n-Nitrosodi-n-propylamine	65		60		29-132	8		30
Bis(2-ethylhexyl)phthalate	73		73		40-140	0		30
Butyl benzyl phthalate	70		67		40-140	4		30
Di-n-butylphthalate	68		66		40-140	3		30
Di-n-octylphthalate	77		75		40-140	3		30
Diethyl phthalate	67		66		40-140	2		30
Dimethyl phthalate	64		63		40-140	2		30
Benzo(a)anthracene	70		68		40-140	3		30
Benzo(a)pyrene	64		64		40-140	0		30
Benzo(b)fluoranthene	64		62		40-140	3		30
Benzo(k)fluoranthene	64		65		40-140	2		30
Chrysene	66		65		40-140	2		30
Acenaphthylene	68		64		45-123	6		30
Anthracene	66		63		40-140	5		30
Benzo(ghi)perylene	58		58		40-140	0		30
Fluorene	68		68		40-140	0		30
Phenanthrene	62		60		40-140	3		30
Dibenzo(a,h)anthracene	60		60		40-140	0		30
Indeno(1,2,3-cd)pyrene	69		69		40-140	0		30
Pyrene	64		62		26-127	3		30
Biphenyl	68		65		40-140	5		30

Lab Control Sample Analysis
Batch Quality Control

Project Name: TROY MILLS LANDFILL SUPERFUND
Project Number: 04.0190987.33
Lab Number: L2262284
Report Date: 11/18/22

Parameter	LCS %Recovery	Qual	LCSD %Recovery	Qual	%Recovery Limits	RPD	Qual	RPD Limits
Semivolatile Organics by GC/MS - Westborough Lab Associated sample(s): 02-05 Batch: WG1709249-2 WG1709249-3								
Aniline	**30**	Q	**33**	Q	40-140	10		30
4-Chloroaniline	54		51		40-140	6		30
1-Methylnaphthalene	62		58		41-103	7		30
2-Nitroaniline	67		65		52-143	3		30
3-Nitroaniline	49		53		25-145	8		30
4-Nitroaniline	64		63		51-143	2		30
Dibenzofuran	70		66		40-140	6		30
2-Methylnaphthalene	68		64		40-140	6		30
n-Nitrosodimethylamine	46		42		22-74	9		30
2,4,6-Trichlorophenol	76		71		30-130	7		30
p-Chloro-m-cresol	69		68		23-97	1		30
2-Chlorophenol	68		60		27-123	13		30
2,4-Dichlorophenol	74		69		30-130	7		30
2,4-Dimethylphenol	55		52		30-130	6		30
2-Nitrophenol	69		62		30-130	11		30
4-Nitrophenol	60		60		10-80	0		30
2,4-Dinitrophenol	64		63		20-130	2		30
4,6-Dinitro-o-cresol	65		63		20-164	3		30
Pentachlorophenol	64		64		9-103	0		30
Phenol	51		47		12-110	8		30
2-Methylphenol	67		60		30-130	11		30
3-Methylphenol/4-Methylphenol	65		61		30-130	6		30
2,4,5-Trichlorophenol	77		73		30-130	5		30

Lab Control Sample Analysis
Batch Quality Control

Project Name: TROY MILLS LANDFILL SUPERFUND
Project Number: 04.0190987.33
Lab Number: L2262284
Report Date: 11/18/22

Parameter	LCS %Recovery	Qual	LCSD %Recovery	Qual	%Recovery Limits	RPD	Qual	RPD Limits
Semivolatile Organics by GC/MS - Westborough Lab Associated sample(s): 02-05 Batch: WG1709249-2 WG1709249-3								
Benzoic Acid	53		51		10-164	4		30
Benzyl Alcohol	60		56		26-116	7		30
Carbazole	67		65		55-144	3		30
Pyridine	25		23		10-66	8		30

Surrogate	LCS %Recovery	Qual	LCSD %Recovery	Qual	Acceptance Criteria
2-Fluorophenol	63		55		21-120
Phenol-d6	51		45		10-120
Nitrobenzene-d5	65		59		23-120
2-Fluorobiphenyl	65		60		15-120
2,4,6-Tribromophenol	74		72		10-120
4-Terphenyl-d14	64		60		41-149

Lab Control Sample Analysis
Batch Quality Control

Project Name: TROY MILLS LANDFILL SUPERFUND
Project Number: 04.0190987.33
Lab Number: L2262284
Report Date: 11/18/22

Parameter	LCS %Recovery	Qual	LCSD %Recovery	Qual	%Recovery Limits	RPD	Qual	RPD Limits
Semivolatile Organics by GC/MS-SIM - Westborough Lab Associated sample(s): 02-05 Batch: WG1709251-2 WG1709251-3								
Acenaphthene	74		51		40-140	37		40
2-Chloronaphthalene	78		54		40-140	36		40
Fluoranthene	80		55		40-140	37		40
Hexachlorobutadiene	65		46		40-140	34		40
Naphthalene	74		52		40-140	35		40
Benzo(a)anthracene	75		52		40-140	36		40
Benzo(a)pyrene	75		52		40-140	36		40
Benzo(b)fluoranthene	79		55		40-140	36		40
Benzo(k)fluoranthene	84		58		40-140	37		40
Chrysene	76		53		40-140	36		40
Acenaphthylene	79		56		40-140	34		40
Anthracene	77		53		40-140	37		40
Benzo(ghi)perylene	78		54		40-140	36		40
Fluorene	80		56		40-140	35		40
Phenanthrene	76		53		40-140	36		40
Dibenzo(a,h)anthracene	81		58		40-140	33		40
Indeno(1,2,3-cd)pyrene	81		56		40-140	36		40
Pyrene	82		56		40-140	38		40
1-Methylnaphthalene	73		52		40-140	34		40
2-Methylnaphthalene	76		54		40-140	34		40
Pentachlorophenol	109		83		40-140	27		40
Hexachlorobenzene	76		54		40-140	34		40
Hexachloroethane	73		50		40-140	37		40

Lab Control Sample Analysis

Batch Quality Control

Project Name: TROY MILLS LANDFILL SUPERFUND

Project Number: 04.0190987.33

Lab Number: L2262284

Report Date: 11/18/22

Parameter	LCS %Recovery	Qual	LCSD %Recovery	Qual	%Recovery Limits	RPD	Qual	RPD Limits
Semivolatile Organics by GC/MS-SIM - Westborough Lab Associated sample(s): 02-05 Batch: WG1709251-2 WG1709251-3								

Surrogate	LCS %Recovery	Qual	LCSD %Recovery	Qual	Acceptance Criteria
2-Fluorophenol	58		45		21-120
Phenol-d6	58		45		10-120
Nitrobenzene-d5	119		84		23-120
2-Fluorobiphenyl	78		55		15-120
2,4,6-Tribromophenol	77		63		10-120
4-Terphenyl-d14	85		58		41-149

Lab Control Sample Analysis

Batch Quality Control

Project Name: TROY MILLS LANDFILL SUPERFUND

Project Number: 04.0190987.33

Lab Number: L2262284

Report Date: 11/18/22

Parameter	LCS %Recovery	Qual	LCSD %Recovery	Qual	%Recovery Limits	RPD	Qual	RPD Limits
1,4 Dioxane by 8270E-SIM - Mansfield Lab Associated sample(s): 02-06 Batch: WG1710382-2 WG1710382-3								
1,4-Dioxane	107		106		40-140	1		30

Surrogate	LCS %Recovery	Qual	LCSD %Recovery	Qual	Acceptance Criteria
1,4-Dioxane-d8	56		54		15-110

METALS

Project Name: TROY MILLS LANDFILL SUPERFUND
Lab Number: L2262284
Project Number: 04.0190987.33
Report Date: 11/18/22

SAMPLE RESULTS

Lab ID: L2262284-02
Client ID: TRY_MW-301X
Sample Location: TROY, NH

Date Collected: 11/03/22 11:15
Date Received: 11/04/22
Field Prep: Not Specified

Sample Depth:
Matrix: Water

Parameter	Result	Qualifier	Units	RL	MDL	Dilution Factor	Date Prepared	Date Analyzed	Prep Method	Analytical Method	Analyst
Total Metals - Mansfield Lab											
Manganese, Total	0.3715		mg/l	0.00100	--	1	11/09/22 10:33	11/17/22 18:08	EPA 3005A	1,6020B	EGW

Project Name: TROY MILLS LANDFILL SUPERFUND
Lab Number: L2262284
Project Number: 04.0190987.33
Report Date: 11/18/22

SAMPLE RESULTS

Lab ID: L2262284-03
Client ID: TRY_MW-805
Sample Location: TROY, NH

Date Collected: 11/03/22 13:00
Date Received: 11/04/22
Field Prep: Not Specified

Sample Depth:
Matrix: Water

Parameter	Result	Qualifier	Units	RL	MDL	Dilution Factor	Date Prepared	Date Analyzed	Prep Method	Analytical Method	Analyst
Total Metals - Mansfield Lab											
Manganese, Total	1.576		mg/l	0.00100	--	1	11/09/22 10:33	11/17/22 18:13	EPA 3005A	1,6020B	EGW

Project Name: TROY MILLS LANDFILL SUPERFUND
Lab Number: L2262284
Project Number: 04.0190987.33
Report Date: 11/18/22

SAMPLE RESULTS

Lab ID: L2262284-04
Client ID: TRY_MW-104D
Sample Location: TROY, NH

Date Collected: 11/03/22 12:15
Date Received: 11/04/22
Field Prep: Not Specified

Sample Depth:
Matrix: Water

Parameter	Result	Qualifier	Units	RL	MDL	Dilution Factor	Date Prepared	Date Analyzed	Prep Method	Analytical Method	Analyst
Total Metals - Mansfield Lab											
Manganese, Total	0.3796		mg/l	0.00100	--	1	11/09/22 10:33	11/17/22 18:18	EPA 3005A	1,6020B	EGW

Project Name: TROY MILLS LANDFILL SUPERFUND
Lab Number: L2262284
Project Number: 04.0190987.33
Report Date: 11/18/22

SAMPLE RESULTS

Lab ID: L2262284-05
Client ID: TRY_MW-104S
Sample Location: TROY, NH

Date Collected: 11/03/22 14:00
Date Received: 11/04/22
Field Prep: Not Specified

Sample Depth:
Matrix: Water

Parameter	Result	Qualifier	Units	RL	MDL	Dilution Factor	Date Prepared	Date Analyzed	Prep Method	Analytical Method	Analyst
Total Metals - Mansfield Lab											
Manganese, Total	9.546		mg/l	0.01000	--	10	11/09/22 10:33	11/17/22 19:08	EPA 3005A	1,6020B	EGW

Project Name: TROY MILLS LANDFILL SUPERFUND
Lab Number: L2262284
Project Number: 04.0190987.33
Report Date: 11/18/22

SAMPLE RESULTS

Lab ID: L2262284-06
Client ID: EQUIP BLANK
Sample Location: TROY, NH
Date Collected: 11/03/22 15:30
Date Received: 11/04/22
Field Prep: Not Specified

Sample Depth:
Matrix: Water

Parameter	Result	Qualifier	Units	RL	MDL	Dilution Factor	Date Prepared	Date Analyzed	Prep Method	Analytical Method	Analyst
Total Metals - Mansfield Lab											
Manganese, Total	ND		mg/l	0.00100	--	1	11/09/22 10:33	11/17/22 18:53	EPA 3005A	1,6020B	EGW

Project Name: TROY MILLS LANDFILL SUPERFUND **Lab Number:** L2262284

Project Number: 04.0190987.33 **Report Date:** 11/18/22

Method Blank Analysis
Batch Quality Control

Parameter	Result	Qualifier	Units	RL	MDL	Dilution Factor	Date Prepared	Date Analyzed	Analytical Method	Analyst
Total Metals - Mansfield Lab for sample(s): 02-06 Batch: WG1709097-1										
Manganese, Total	ND		mg/l	0.00100	--	1	11/09/22 10:33	11/17/22 16:40	1,6020B	EGW

Prep Information

Digestion Method: EPA 3005A

Lab Control Sample Analysis

Batch Quality Control

Project Name: TROY MILLS LANDFILL SUPERFUND

Project Number: 04.0190987.33

Lab Number: L2262284

Report Date: 11/18/22

Parameter	LCS %Recovery	Qual	LCSD %Recovery	Qual	%Recovery Limits	RPD	Qual	RPD Limits
Total Metals - Mansfield Lab Associated sample(s): 02-06 Batch: WG1709097-2								
Manganese, Total	94		-		80-120	-		

Matrix Spike Analysis
Batch Quality Control

Project Name: TROY MILLS LANDFILL SUPERFUND
Project Number: 04.0190987.33

Lab Number: L2262284
Report Date: 11/18/22

Parameter	Native Sample	MS Added	MS Found	MS %Recovery	Qual	MSD Found	MSD %Recovery	Qual	Recovery Limits	RPD	Qual	RPD Limits
Total Metals - Mansfield Lab Associated sample(s): 02-06 QC Batch ID: WG1709097-3 QC Sample: L2261626-01 Client ID: MS Sample												
Manganese, Total	0.00226	0.5	0.4651	92		-	-		75-125	-		20

Lab Duplicate Analysis

Batch Quality Control

Project Name: TROY MILLS LANDFILL SUPERFUND

Project Number: 04.0190987.33

Lab Number: L2262284

Report Date: 11/18/22

Parameter	Native Sample	Duplicate Sample	Units	RPD	Qual	RPD Limits
Total Metals - Mansfield Lab Associated sample(s): 02-06 QC Batch ID: WG1709097-4 QC Sample: L2261626-01 Client ID: DUP Sample						
Manganese, Total	0.00226	0.00221	mg/l	2		20

Project Name: TROY MILLS LANDFILL SUPERFUND
Project Number: 04.0190987.33

Lab Number: L2262284
Report Date: 11/18/22

Sample Receipt and Container Information

Were project specific reporting limits specified? YES

Cooler Information

Cooler	Custody Seal
A	Absent

Container Information

Container ID	Container Type	Cooler	Initial pH	Final pH	Temp deg C	Pres	Seal	Frozen Date/Time	Analysis(*)
L2262284-01A	Vial HCl preserved	A	NA		5.8	Y	Absent		8260-NH(14)
L2262284-01B	Vial HCl preserved	A	NA		5.8	Y	Absent		8260-NH(14)
L2262284-02A	Vial HCl preserved	A	NA		5.8	Y	Absent		8260-NH(14)
L2262284-02B	Vial HCl preserved	A	NA		5.8	Y	Absent		8260-NH(14)
L2262284-02C	Vial HCl preserved	A	NA		5.8	Y	Absent		8260-NH(14)
L2262284-02D	Plastic 250ml HNO3 preserved	A	<2	<2	5.8	Y	Absent		MN-6020T(180)
L2262284-02E	Amber 250ml unpreserved	A	7	7	5.8	Y	Absent		8270TCL-LVI(7),8270TCL-SIM-LVI(7)
L2262284-02F	Amber 250ml unpreserved	A	7	7	5.8	Y	Absent		8270TCL-LVI(7),8270TCL-SIM-LVI(7)
L2262284-02G	Amber 250ml unpreserved	A	7	7	5.8	Y	Absent		A2-14-DIOXANESIM-PPB(7)
L2262284-02H	Amber 250ml unpreserved	A	7	7	5.8	Y	Absent		A2-14-DIOXANESIM-PPB(7)
L2262284-03A	Vial HCl preserved	A	NA		5.8	Y	Absent		8260-NH(14)
L2262284-03B	Vial HCl preserved	A	NA		5.8	Y	Absent		8260-NH(14)
L2262284-03C	Vial HCl preserved	A	NA		5.8	Y	Absent		8260-NH(14)
L2262284-03D	Plastic 250ml HNO3 preserved	A	<2	<2	5.8	Y	Absent		MN-6020T(180)
L2262284-03E	Amber 250ml unpreserved	A	7	7	5.8	Y	Absent		8270TCL-LVI(7),8270TCL-SIM-LVI(7)
L2262284-03F	Amber 250ml unpreserved	A	7	7	5.8	Y	Absent		8270TCL-LVI(7),8270TCL-SIM-LVI(7)
L2262284-03G	Amber 250ml unpreserved	A	7	7	5.8	Y	Absent		A2-14-DIOXANESIM-PPB(7)
L2262284-03H	Amber 250ml unpreserved	A	7	7	5.8	Y	Absent		A2-14-DIOXANESIM-PPB(7)
L2262284-04A	Vial HCl preserved	A	NA		5.8	Y	Absent		8260-NH(14)
L2262284-04B	Vial HCl preserved	A	NA		5.8	Y	Absent		8260-NH(14)
L2262284-04C	Vial HCl preserved	A	NA		5.8	Y	Absent		8260-NH(14)
L2262284-04D	Plastic 250ml HNO3 preserved	A	<2	<2	5.8	Y	Absent		MN-6020T(180)
L2262284-04E	Amber 250ml unpreserved	A	7	7	5.8	Y	Absent		8270TCL-LVI(7),8270TCL-SIM-LVI(7)

*Values in parentheses indicate holding time in days

Project Name: TROY MILLS LANDFILL SUPERFUND
Project Number: 04.0190987.33

Lab Number: L2262284
Report Date: 11/18/22

Container Information

Container ID	Container Type	Cooler	Initial pH	Final pH	Temp deg C	Pres	Seal	Frozen Date/Time	Analysis(*)
L2262284-04F	Amber 250ml unpreserved	A	7	7	5.8	Y	Absent		8270TCL-LVI(7),8270TCL-SIM-LVI(7)
L2262284-04G	Amber 250ml unpreserved	A	7	7	5.8	Y	Absent		A2-14-DIOXANESIM-PPB(7)
L2262284-04H	Amber 250ml unpreserved	A	7	7	5.8	Y	Absent		A2-14-DIOXANESIM-PPB(7)
L2262284-05A	Vial HCl preserved	A	NA		5.8	Y	Absent		8260-NH(14)
L2262284-05B	Vial HCl preserved	A	NA		5.8	Y	Absent		8260-NH(14)
L2262284-05C	Vial HCl preserved	A	NA		5.8	Y	Absent		8260-NH(14)
L2262284-05D	Plastic 250ml HNO3 preserved	A	<2	<2	5.8	Y	Absent		MN-6020T(180)
L2262284-05E	Amber 250ml unpreserved	A	7	7	5.8	Y	Absent		8270TCL-LVI(7),8270TCL-SIM-LVI(7)
L2262284-05F	Amber 250ml unpreserved	A	7	7	5.8	Y	Absent		8270TCL-LVI(7),8270TCL-SIM-LVI(7)
L2262284-05G	Amber 250ml unpreserved	A	7	7	5.8	Y	Absent		A2-14-DIOXANESIM-PPB(7)
L2262284-05H	Amber 250ml unpreserved	A	7	7	5.8	Y	Absent		A2-14-DIOXANESIM-PPB(7)
L2262284-06A	Vial HCl preserved	A	NA		5.8	Y	Absent		8260-NH(14)
L2262284-06B	Vial HCl preserved	A	NA		5.8	Y	Absent		8260-NH(14)
L2262284-06C	Vial HCl preserved	A	NA		5.8	Y	Absent		8260-NH(14)
L2262284-06D	Plastic 250ml HNO3 preserved	A	<2	<2	5.8	Y	Absent		MN-6020T(180)
L2262284-06E	Amber 250ml unpreserved	A	7	7	5.8	Y	Absent		A2-14-DIOXANESIM-PPB(7)
L2262284-06F	Amber 250ml unpreserved	A	7	7	5.8	Y	Absent		A2-14-DIOXANESIM-PPB(7)

*Values in parentheses indicate holding time in days

Project Name:	TROY MILLS LANDFILL SUPERFUND	**Lab Number:**	L2262284
Project Number:	04.0190987.33	**Report Date:**	11/18/22

GLOSSARY

Acronyms

DL	- Detection Limit: This value represents the level to which target analyte concentrations are reported as estimated values, when those target analyte concentrations are quantified below the limit of quantitation (LOQ). The DL includes any adjustments from dilutions, concentrations or moisture content, where applicable. (DoD report formats only.)
EDL	- Estimated Detection Limit: This value represents the level to which target analyte concentrations are reported as estimated values, when those target analyte concentrations are quantified below the reporting limit (RL). The EDL includes any adjustments from dilutions, concentrations or moisture content, where applicable. The use of EDLs is specific to the analysis of PAHs using Solid-Phase Microextraction (SPME).
EMPC	- Estimated Maximum Possible Concentration: The concentration that results from the signal present at the retention time of an analyte when the ions meet all of the identification criteria except the ion abundance ratio criteria. An EMPC is a worst-case estimate of the concentration.
EPA	- Environmental Protection Agency.
LCS	- Laboratory Control Sample: A sample matrix, free from the analytes of interest, spiked with verified known amounts of analytes or a material containing known and verified amounts of analytes.
LCSD	- Laboratory Control Sample Duplicate: Refer to LCS.
LFB	- Laboratory Fortified Blank: A sample matrix, free from the analytes of interest, spiked with verified known amounts of analytes or a material containing known and verified amounts of analytes.
LOD	- Limit of Detection: This value represents the level to which a target analyte can reliably be detected for a specific analyte in a specific matrix by a specific method. The LOD includes any adjustments from dilutions, concentrations or moisture content, where applicable. (DoD report formats only.)
LOQ	- Limit of Quantitation: The value at which an instrument can accurately measure an analyte at a specific concentration. The LOQ includes any adjustments from dilutions, concentrations or moisture content, where applicable. (DoD report formats only.) Limit of Quantitation: The value at which an instrument can accurately measure an analyte at a specific concentration. The LOQ includes any adjustments from dilutions, concentrations or moisture content, where applicable. (DoD report formats only.)
MDL	- Method Detection Limit: This value represents the level to which target analyte concentrations are reported as estimated values, when those target analyte concentrations are quantified below the reporting limit (RL). The MDL includes any adjustments from dilutions, concentrations or moisture content, where applicable.
MS	- Matrix Spike Sample: A sample prepared by adding a known mass of target analyte to a specified amount of matrix sample for which an independent estimate of target analyte concentration is available. For Method 332.0, the spike recovery is calculated using the native concentration, including estimated values.
MSD	- Matrix Spike Sample Duplicate: Refer to MS.
NA	- Not Applicable.
NC	- Not Calculated: Term is utilized when one or more of the results utilized in the calculation are non-detect at the parameter's reporting unit.
NDPA/DPA	- N-Nitrosodiphenylamine/Diphenylamine.
NI	- Not Ignitable.
NP	- Non-Plastic: Term is utilized for the analysis of Atterberg Limits in soil.
NR	- No Results: Term is utilized when 'No Target Compounds Requested' is reported for the analysis of Volatile or Semivolatile Organic TIC only requests.
RL	- Reporting Limit: The value at which an instrument can accurately measure an analyte at a specific concentration. The RL includes any adjustments from dilutions, concentrations or moisture content, where applicable.
RPD	- Relative Percent Difference: The results from matrix and/or matrix spike duplicates are primarily designed to assess the precision of analytical results in a given matrix and are expressed as relative percent difference (RPD). Values which are less than five times the reporting limit for any individual parameter are evaluated by utilizing the absolute difference between the values; although the RPD value will be provided in the report.
SRM	- Standard Reference Material: A reference sample of a known or certified value that is of the same or similar matrix as the associated field samples.
STLP	- Semi-dynamic Tank Leaching Procedure per EPA Method 1315.
TEF	- Toxic Equivalency Factors: The values assigned to each dioxin and furan to evaluate their toxicity relative to 2,3,7,8-TCDD.
TEQ	- Toxic Equivalent: The measure of a sample's toxicity derived by multiplying each dioxin and furan by its corresponding TEF and then summing the resulting values.
TIC	- Tentatively Identified Compound: A compound that has been identified to be present and is not part of the target compound list (TCL) for the method and/or program. All TICs are qualitatively identified and reported as estimated concentrations.

Report Format: Data Usability Report

Project Name:	TROY MILLS LANDFILL SUPERFUND	**Lab Number:**	L2262284
Project Number:	04.0190987.33	**Report Date:**	11/18/22

Footnotes

1 - The reference for this analyte should be considered modified since this analyte is absent from the target analyte list of the original method.

Terms

Analytical Method: Both the document from which the method originates and the analytical reference method. (Example: EPA 8260B is shown as 1,8260B.) The codes for the reference method documents are provided in the References section of the Addendum.

Chlordane: The target compound Chlordane (CAS No. 57-74-9) is reported for GC ECD analyses. Per EPA,this compound "refers to a mixture of chlordane isomers, other chlorinated hydrocarbons and numerous other components." (Reference: USEPA Toxicological Review of Chlordane, In Support of Summary Information on the Integrated Risk Information System (IRIS), December 1997.)

Difference: With respect to Total Oxidizable Precursor (TOP) Assay analysis, the difference is defined as the Post-Treatment value minus the Pre-Treatment value.

Final pH: As it pertains to Sample Receipt & Container Information section of the report, Final pH reflects pH of container determined after adjustment at the laboratory, if applicable. If no adjustment required, value reflects Initial pH.

Frozen Date/Time: With respect to Volatile Organics in soil, Frozen Date/Time reflects the date/time at which associated Reagent Water-preserved vials were initially frozen. Note: If frozen date/time is beyond 48 hours from sample collection, value will be reflected in 'bold'.

Gasoline Range Organics (GRO): Gasoline Range Organics (GRO) results include all chromatographic peaks eluting from Methyl tert butyl ether through Naphthalene, with the exception of GRO analysis in support of State of Ohio programs, which includes all chromatographic peaks eluting from Hexane through Dodecane.

Initial pH: As it pertains to Sample Receipt & Container Information section of the report, Initial pH reflects pH of container determined upon receipt, if applicable.

PAH Total: With respect to Alkylated PAH analyses, the 'PAHs, Total' result is defined as the summation of results for all or a subset of the following compounds: Naphthalene, C1-C4 Naphthalenes, 2-Methylnaphthalene, 1-Methylnaphthalene, Biphenyl, Acenaphthylene, Acenaphthene, Fluorene, C1-C3 Fluorenes, Phenanthrene, C1-C4 Phenanthrenes/Anthracenes, Anthracene, Fluoranthene, Pyrene, C1-C4 Fluoranthenes/Pyrenes, Benz(a)anthracene, Chrysene, C1-C4 Chrysenes, Benzo(b)fluoranthene, Benzo(j)+(k)fluoranthene, Benzo(e)pyrene, Benzo(a)pyrene, Perylene, Indeno(1,2,3-cd)pyrene, Dibenz(ah)+(ac)anthracene, Benzo(g,h,i)perylene. If a 'Total' result is requested, the results of its individual components will also be reported.

PFAS Total: With respect to PFAS analyses, the 'PFAS, Total (5)' result is defined as the summation of results for: PFHpA, PFHxS, PFOA, PFNA and PFOS. In addition, the 'PFAS, Total (6)' result is defined as the summation of results for: PFHpA, PFHxS, PFOA, PFNA, PFDA and PFOS. For MassDEP DW compliance analysis only, the 'PFAS, Total (6)' result is defined as the summation of results at or above the RL. Note: If a 'Total' result is requested, the results of its individual components will also be reported.

Total: With respect to Organic analyses, a 'Total' result is defined as the summation of results for individual isomers or Aroclors. If a 'Total' result is requested, the results of its individual components will also be reported. This is applicable to 'Total' results for methods 8260, 8081 and 8082.

Data Qualifiers

A - Spectra identified as "Aldol Condensates" are byproducts of the extraction/concentration procedures when acetone is introduced in the process.

B - The analyte was detected above the reporting limit in the associated method blank. Flag only applies to associated field samples that have detectable concentrations of the analyte at less than ten times (10x) the concentration found in the blank. For MCP-related projects, flag only applies to associated field samples that have detectable concentrations of the analyte at less than ten times (10x) the concentration found in the blank. For DOD-related projects, flag only applies to associated field samples that have detectable concentrations of the analyte at less than ten times (10x) the concentration found in the blank AND the analyte was detected above one-half the reporting limit (or above the reporting limit for common lab contaminants) in the associated method blank. For NJ-Air-related projects, flag only applies to associated field samples that have detectable concentrations of the analyte above the reporting limit. For NJ-related projects (excluding Air), flag only applies to associated field samples that have detectable concentrations of the analyte, which was detected above the reporting limit in the associated method blank or above five times the reporting limit for common lab contaminants (Phthalates, Acetone, Methylene Chloride, 2-Butanone).

C - Co-elution: The target analyte co-elutes with a known lab standard (i.e. surrogate, internal standards, etc.) for co-extracted analyses.

D - Concentration of analyte was quantified from diluted analysis. Flag only applies to field samples that have detectable concentrations of the analyte.

E - Concentration of analyte exceeds the range of the calibration curve and/or linear range of the instrument.

F - The ratio of quantifier ion response to qualifier ion response falls outside of the laboratory criteria. Results are considered to be an estimated maximum concentration.

G - The concentration may be biased high due to matrix interferences (i.e, co-elution) with non-target compound(s). The result should be considered estimated.

H - The analysis of pH was performed beyond the regulatory-required holding time of 15 minutes from the time of sample collection.

I - The lower value for the two columns has been reported due to obvious interference.

J - Estimated value. This represents an estimated concentration for Tentatively Identified Compounds (TICs).

M - Reporting Limit (RL) exceeds the MCP CAM Reporting Limit for this analyte.

Report Format: Data Usability Report

Project Name:	TROY MILLS LANDFILL SUPERFUND	**Lab Number:**	L2262284
Project Number:	04.0190987.33	**Report Date:**	11/18/22

Data Qualifiers

ND - Not detected at the reporting limit (RL) for the sample.

NJ - Presumptive evidence of compound. This represents an estimated concentration for Tentatively Identified Compounds (TICs), where the identification is based on a mass spectral library search.

P - The RPD between the results for the two columns exceeds the method-specified criteria.

Q - The quality control sample exceeds the associated acceptance criteria. For DOD-related projects, LCS and/or Continuing Calibration Standard exceedences are also qualified on all associated sample results. Note: This flag is not applicable for matrix spike recoveries when the sample concentration is greater than 4x the spike added or for batch duplicate RPD when the sample concentrations are less than 5x the RL. (Metals only.)

R - Analytical results are from sample re-analysis.

RE - Analytical results are from sample re-extraction.

S - Analytical results are from modified screening analysis.

V - The surrogate associated with this target analyte has a recovery outside the QC acceptance limits. (Applicable to MassDEP DW Compliance samples only.)

Z - The batch matrix spike and/or duplicate associated with this target analyte has a recovery/RPD outside the QC acceptance limits. (Applicable to MassDEP DW Compliance samples only.)

Project Name:	TROY MILLS LANDFILL SUPERFUND	**Lab Number:**	L2262284
Project Number:	04.0190987.33	**Report Date:**	11/18/22

REFERENCES

1 Test Methods for Evaluating Solid Waste: Physical/Chemical Methods. EPA SW-846. Third Edition. Updates I - VI, 2018.

LIMITATION OF LIABILITIES

Alpha Analytical performs services with reasonable care and diligence normal to the analytical testing laboratory industry. In the event of an error, the sole and exclusive responsibility of Alpha Analytical shall be to re-perform the work at it's own expense. In no event shall Alpha Analytical be held liable for any incidental, consequential or special damages, including but not limited to, damages in any way connected with the use of, interpretation of, information or analysis provided by Alpha Analytical.

We strongly urge our clients to comply with EPA protocol regarding sample volume, preservation, cooling, containers, sampling procedures, holding time and splitting of samples in the field.

Certification Information

The following analytes are not included in our Primary NELAP Scope of Accreditation:

Westborough Facility
EPA 624/624.1: m/p-xylene, o-xylene, Naphthalene
EPA 625/625.1: alpha-Terpineol
EPA 8260C/8260D: NPW: 1,2,4,5-Tetramethylbenzene; 4-Ethyltoluene, Azobenzene; SCM: Iodomethane (methyl iodide), 1,2,4,5-Tetramethylbenzene; 4-Ethyltoluene.
EPA 8270D/8270E: NPW: Dimethylnaphthalene,1,4-Diphenylhydrazine, alpha-Terpineol; SCM: Dimethylnaphthalene,1,4-Diphenylhydrazine.
SM4500: NPW: Amenable Cyanide; SCM: Total Phosphorus, TKN, NO2, NO3.

Mansfield Facility
SM 2540D: TSS
EPA 8082A: NPW: PCB: 1, 5, 31, 87,101, 110, 141, 151, 153, 180, 183, 187.
EPA TO-15: Halothane, 2,4,4-Trimethyl-2-pentene, 2,4,4-Trimethyl-1-pentene, Thiophene, 2-Methylthiophene, 3-Methylthiophene, 2-Ethylthiophene, 1,2,3-Trimethylbenzene, Indan, Indene, 1,2,4,5-Tetramethylbenzene, Benzothiophene, 1-Methylnaphthalene.
Biological Tissue Matrix: EPA 3050B

The following analytes are included in our Massachusetts DEP Scope of Accreditation

Westborough Facility:

Drinking Water
EPA 300.0: Chloride, Nitrate-N, Fluoride, Sulfate; **EPA 353.2**: Nitrate-N, Nitrite-N; **SM4500NO3-F**: Nitrate-N, Nitrite-N; **SM4500F-C, SM4500CN-CE, EPA 180.1, SM2130B, SM4500Cl-D, SM2320B, SM2540C, SM4500H-B, SM4500NO2-B**
EPA 332: Perchlorate; **EPA 524.2:** THMs and VOCs; **EPA 504.1:** EDB, DBCP.
Microbiology: **SM9215B; SM9223-P/A, SM9223B-Colilert-QT,SM9222D**.

Non-Potable Water
SM4500H,B, EPA 120.1, SM2510B, SM2540C, SM2320B, SM4500CL-E, SM4500F-BC, SM4500NH3-BH: Ammonia-N and Kjeldahl-N, **EPA 350.1**: Ammonia-N, **LACHAT 10-107-06-1-B**: Ammonia-N, **EPA 351.1, SM4500NO3-F, EPA 353.2**: Nitrate-N**, SM4500P-E, SM4500P-B, E, SM4500SO4-E, SM5220D, EPA 410.4, SM5210B, SM5310C, SM4500CL-D, EPA 1664, EPA 420.1, SM4500-CN-CE, SM2540D, EPA 300: Chloride, Sulfate, Nitrate.**
EPA 624.1: Volatile Halocarbons & Aromatics,
EPA 608.3: Chlordane, Toxaphene, Aldrin, alpha-BHC, beta-BHC, gamma-BHC, delta-BHC, Dieldrin, DDD, DDE, DDT, Endosulfan I, Endosulfan II, Endosulfan sulfate, Endrin, Endrin Aldehyde, Heptachlor, Heptachlor Epoxide, PCBs
EPA 625.1: SVOC (Acid/Base/Neutral Extractables), **EPA 600/4-81-045**: PCB-Oil.
Microbiology: **SM9223B-Colilert-QT; Enterolert-QT, SM9221E, EPA 1600, EPA 1603, SM9222D.**

Mansfield Facility:

Drinking Water
EPA 200.7: Al, Ba, Cd, Cr, Cu, Fe, Mn, Ni, Na, Ag, Ca, Zn. **EPA 200.8:** Al, Sb, As, Ba, Be, Cd, Cr, Cu, Pb, Mn, Ni, Se, Ag, TL, Zn. **EPA 245.1** Hg.
EPA 522, EPA 537.1.

Non-Potable Water
EPA 200.7: Al, Sb, As, Be, Cd, Ca, Cr, Co, Cu, Fe, Pb, Mg, Mn, Mo, Ni, K, Se, Ag, Na, Sr, TL, Ti, V, Zn.
EPA 200.8: Al, Sb**,** As, Be, Cd, Cr, Cu, Fe, Pb, Mn, Ni, K, Se, Ag, Na, TL, Zn.
EPA 245.1 Hg.
SM2340B

For a complete listing of analytes and methods, please contact your Alpha Project Manager.

CHAIN OF CUSTODY

PAGE 1 OF 1

Date Rec'd in Lab: 11/4/22

ALPHA Job #: L2263284

Westborough, MA
TEL: 508-898-9220
FAX: 508-898-9193

Mansfield, MA
TEL: 508-822-9300
FAX: 508-822-3288

Client Information

Client: NHDES
Address: 29 Hazen Drive
Concord, NH 03302
Phone: 603-271-3649
Fax:
Email: see comments

☐ These samples have been Previously analyzed by Alpha

Project Information

Project Name: Troy Mills Landfill Superfund
Project Location: Troy, NH
Project #: 04.0190987.33
Project Manager: Michael Summerlin
ALPHA Quote #: Contract #1081921

Turn-Around Time

☒ Standard ☐ Rush (ONLY IF PRE-APPROVED)

Due Date: Time:

Report Information Data Deliverables

☐ FAX ☒ EMAIL
☒ ADEx ☐ Add'l Deliverables

Billing Information

☒ Same as Client info PO #: 2589-00 "T"

Regulatory Requirements/Report Limits

State/Fed Program	Criteria
NHDES	Sampling and Analysis Plan limits

Other Project Specific Requirements/Comments/Detection Limits:

michael.d.summerlinjr@des.nh.gov. Please also email login receipts and lab reports to megan.murphy@gza.com and katherine.mcdonald@gza.com. Please provide excel files formatted for upload to the NHDES EMD and for GZA EQuIS upload.
Temperature Blank included in cooler.

ANALYSIS

SAMPLE HANDLING
Filtration
☐ Done
■ Not Needed
☐ Lab to do
Preservation
☐ Lab to do
(Please specify below)

Please check appropriate boxes below

ALPHA Lab ID (Lab Use Only)	Sample ID	Collection Date	Collection Time	Sample Matrix	Sampler's Initials	VOCs 8260 NHDES List	SVOCs (Acid/base/neutrals)	1,4-Dioxane	Total Metals (Mn)	Hardness								Sample Specific Comments	TOTAL # BOTTLES
L2263284-01	TRIP BLANK	11/03/22	08:30	AQ	ED	✔													2
-02	TRY_MW-301X	11/03/22	11:15	GW	ED	✔	✔	✔	✔										8
-03	TRY_MW-805	11/03/22	13:00	GW	ED	✔	✔	✔	✔										8
-04	TRY_MW-104D	11/03/22	12:15	GW	EF	✔	✔	✔	✔										8
-05	TRY_MW-104S	11/03/22	14:00	GW	EF	✔	✔	✔	✔										8
-06	EQUIP BLANK	11/03/22	15:30	AQ	ED	✔		✔	✔									QED SP/805	6

Container Type	-V	-A	-A	-P	-P	-	-	-	-	-	-	-
Preservative	-B	-A	-A	-C	-C	-	-	-	-	-	-	-

Relinquished By:	Date/Time	Received By:	Date/Time
[illegible]	11/4/22 16:55	Tom Hensell AAL	11/4/22 16:55
Tom Hensell AAL 11/4/22	20:35	[illegible]	11/4/22 2035

Please print clearly, legibly and completely. Samples can not be logged in and turnaround time clock will not start until any ambiguities are resolved. All samples submitted are subject to Alpha's Payment Terms.

FORM NO: 01-01(I) (rev. 8-JAN-12)

ANALYTICAL REPORT

Lab Number:	L2263406
Client:	GZA GeoEnvironmental, Inc. / NHDES PO Box 95 29 Hazen Drive Concord, NH 03302-0095
ATTN:	Michael Summerlin
Phone:	(603) 271-3649
Project Name:	TROY MILLS LANDFILL SUPERFUND
Project Number:	04.0190987.33
Report Date:	12/05/22

The original project report/data package is held by Alpha Analytical. This report/data package is paginated and should be reproduced only in its entirety. Alpha Analytical holds no responsibility for results and/or data that are not consistent with the original.

Certifications & Approvals: MA (M-MA086), NH NELAP (2064), CT (PH-0574), IL (200077), ME (MA00086), MD (348), NJ (MA935), NY (11148), NC (25700/666), PA (68-03671), RI (LAO00065), TX (T104704476), VT (VT-0935), VA (460195), USDA (Permit #P330-17-00196).

Eight Walkup Drive, Westborough, MA 01581-1019
508-898-9220 (Fax) 508-898-9193 800-624-9220 - www.alphalab.com

Project Name: TROY MILLS LANDFILL SUPERFUND
Project Number: 04.0190987.33

Lab Number: L2263406
Report Date: 12/05/22

Alpha Sample ID	Client ID	Matrix	Sample Location	Collection Date/Time	Receive Date
L2263406-01	TRIP BLANK	WATER	TROY, NH	11/08/22 08:00	11/10/22
L2263406-02	TRY_MW-501X	WATER	TROY, NH	11/08/22 13:45	11/10/22
L2263406-03	TRY_MW-501D	WATER	TROY, NH	11/08/22 11:50	11/10/22
L2263406-04	TRY_MW-601S	WATER	TROY, NH	11/08/22 14:00	11/10/22
L2263406-05	TRY_MW-601D	WATER	TROY, NH	11/08/22 12:00	11/10/22

Project Name:	TROY MILLS LANDFILL SUPERFUND	**Lab Number:**	L2263406
Project Number:	04.0190987.33	**Report Date:**	12/05/22

Case Narrative

The samples were received in accordance with the Chain of Custody and no significant deviations were encountered during the preparation or analysis unless otherwise noted. Sample Receipt, Container Information, and the Chain of Custody are located at the back of the report.

Results contained within this report relate only to the samples submitted under this Alpha Lab Number and meet NELAP requirements for all NELAP accredited parameters unless otherwise noted in the following narrative. The data presented in this report is organized by parameter (i.e. VOC, SVOC, etc.). Sample specific Quality Control data (i.e. Surrogate Spike Recovery) is reported at the end of the target analyte list for each individual sample, followed by the Laboratory Batch Quality Control at the end of each parameter. Tentatively Identified Compounds (TICs), if requested, are reported for compounds identified to be present and are not part of the method/program Target Compound List, even if only a subset of the TCL are being reported. If a sample was re-analyzed or re-extracted due to a required quality control corrective action and if both sets of data are reported, the Laboratory ID of the re-analysis or re-extraction is designated with an "R" or "RE", respectively.

When multiple Batch Quality Control elements are reported (e.g. more than one LCS), the associated samples for each element are noted in the grey shaded header line of each data table. Any Laboratory Batch, Sample Specific % recovery or RPD value that is outside the listed Acceptance Criteria is bolded in the report. In reference to questions H (CAM) or 4 (RCP) when "NO" is checked, the performance criteria for CAM and RCP methods allow for some quality control failures to occur and still be within method compliance. In these instances, the specific failure is not narrated but noted in the associated QC Outlier Summary Report, located directly after the Case Narrative. QC information is also incorporated in the Data Usability Assessment table (Format 11) of our Data Merger tool, where it can be reviewed in conjunction with the sample result, associated regulatory criteria and any associated data usability implications.

Soil/sediments, solids and tissues are reported on a dry weight basis unless otherwise noted. Definitions of all data qualifiers and acronyms used in this report are provided in the Glossary located at the back of the report.

HOLD POLICY - For samples submitted on hold, Alpha's policy is to hold samples (with the exception of Air canisters) free of charge for 21 calendar days from the date the project is completed. After 21 calendar days, we will dispose of all samples submitted including those put on hold unless you have contacted your Alpha Project Manager and made arrangements for Alpha to continue to hold the samples. Air canisters will be disposed after 3 business days from the date the project is completed.

Please contact Project Management at 800-624-9220 with any questions.

Project Name:	TROY MILLS LANDFILL SUPERFUND	**Lab Number:**	L2263406
Project Number:	04.0190987.33	**Report Date:**	12/05/22

Case Narrative (continued)

Semivolatile Organics

The WG1711600-2/-3 LCS/LCSD recoveries, associated with L2263406-02 through -05, are below the acceptance criteria for benzidine (7%/0%); however, it has been identified as a "difficult" analyte. The results of the associated samples are reported.

I, the undersigned, attest under the pains and penalties of perjury that, to the best of my knowledge and belief and based upon my personal inquiry of those responsible for providing the information contained in this analytical report, such information is accurate and complete. This certificate of analysis is not complete unless this page accompanies any and all pages of this report.

Authorized Signature: Cristin Walker

Title: Technical Director/Representative

Date: 12/05/22

ORGANICS

VOLATILES

Project Name: TROY MILLS LANDFILL SUPERFUND **Lab Number:** L2263406

Project Number: 04.0190987.33 **Report Date:** 12/05/22

SAMPLE RESULTS

Lab ID: L2263406-01
Client ID: TRIP BLANK
Sample Location: TROY, NH

Date Collected: 11/08/22 08:00
Date Received: 11/10/22
Field Prep: Not Specified

Sample Depth:
Matrix: Water
Analytical Method: 1,8260D
Analytical Date: 11/18/22 12:06
Analyst: PID

Parameter	Result	Qualifier	Units	RL	MDL	Dilution Factor
Volatile Organics by GC/MS - Westborough Lab						
Methylene chloride	ND		ug/l	3.0	--	1
1,1-Dichloroethane	ND		ug/l	0.75	--	1
Chloroform	ND		ug/l	0.75	--	1
Carbon tetrachloride	ND		ug/l	0.50	--	1
1,2-Dichloropropane	ND		ug/l	1.8	--	1
Dibromochloromethane	ND		ug/l	0.50	--	1
1,1,2-Trichloroethane	ND		ug/l	0.75	--	1
Tetrachloroethene	ND		ug/l	0.50	--	1
Chlorobenzene	ND		ug/l	0.50	--	1
Trichlorofluoromethane	ND		ug/l	2.5	--	1
1,2-Dichloroethane	ND		ug/l	0.50	--	1
1,1,1-Trichloroethane	ND		ug/l	0.50	--	1
Bromodichloromethane	ND		ug/l	0.50	--	1
trans-1,3-Dichloropropene	ND		ug/l	0.50	--	1
cis-1,3-Dichloropropene	ND		ug/l	0.50	--	1
1,3-Dichloropropene, Total	ND		ug/l	0.50	--	1
1,1-Dichloropropene	ND		ug/l	2.5	--	1
Bromoform	ND		ug/l	2.0	--	1
1,1,2,2-Tetrachloroethane	ND		ug/l	0.50	--	1
Benzene	ND		ug/l	0.50	--	1
Toluene	ND		ug/l	0.75	--	1
Ethylbenzene	ND		ug/l	0.50	--	1
Chloromethane	ND		ug/l	2.5	--	1
Bromomethane	ND		ug/l	1.0	--	1
Vinyl chloride	ND		ug/l	1.0	--	1
Chloroethane	ND		ug/l	1.0	--	1
1,1-Dichloroethene	ND		ug/l	0.50	--	1
trans-1,2-Dichloroethene	ND		ug/l	0.75	--	1

Project Name: TROY MILLS LANDFILL SUPERFUND **Lab Number:** L2263406

Project Number: 04.0190987.33 **Report Date:** 12/05/22

SAMPLE RESULTS

Lab ID: L2263406-01 Date Collected: 11/08/22 08:00

Client ID: TRIP BLANK Date Received: 11/10/22

Sample Location: TROY, NH Field Prep: Not Specified

Sample Depth:

Parameter	Result	Qualifier	Units	RL	MDL	Dilution Factor
Volatile Organics by GC/MS - Westborough Lab						
1,2-Dichloroethene, Total	ND		ug/l	0.50	--	1
Trichloroethene	ND		ug/l	0.50	--	1
1,2-Dichlorobenzene	ND		ug/l	2.5	--	1
1,3-Dichlorobenzene	ND		ug/l	2.5	--	1
1,4-Dichlorobenzene	ND		ug/l	2.5	--	1
Methyl tert butyl ether	ND		ug/l	1.0	--	1
p/m-Xylene	ND		ug/l	1.0	--	1
o-Xylene	ND		ug/l	1.0	--	1
Xylenes, Total	ND		ug/l	1.0	--	1
cis-1,2-Dichloroethene	ND		ug/l	0.50	--	1
Dibromomethane	ND		ug/l	5.0	--	1
1,2,3-Trichloropropane	ND		ug/l	5.0	--	1
Styrene	ND		ug/l	1.0	--	1
Dichlorodifluoromethane	ND		ug/l	5.0	--	1
Acetone	ND		ug/l	5.0	--	1
Carbon disulfide	ND		ug/l	5.0	--	1
2-Butanone	ND		ug/l	5.0	--	1
4-Methyl-2-pentanone	ND		ug/l	5.0	--	1
2-Hexanone	ND		ug/l	5.0	--	1
Bromochloromethane	ND		ug/l	2.5	--	1
Tetrahydrofuran	ND		ug/l	5.0	--	1
2,2-Dichloropropane	ND		ug/l	2.5	--	1
1,2-Dibromoethane	ND		ug/l	2.0	--	1
1,1,1,2-Tetrachloroethane	ND		ug/l	0.50	--	1
Bromobenzene	ND		ug/l	2.5	--	1
n-Butylbenzene	ND		ug/l	0.50	--	1
sec-Butylbenzene	ND		ug/l	0.50	--	1
tert-Butylbenzene	ND		ug/l	2.5	--	1
o-Chlorotoluene	ND		ug/l	2.5	--	1
p-Chlorotoluene	ND		ug/l	2.5	--	1
1,2-Dibromo-3-chloropropane	ND		ug/l	2.5	--	1
Hexachlorobutadiene	ND		ug/l	0.50	--	1
Isopropylbenzene	ND		ug/l	0.50	--	1
p-Isopropyltoluene	ND		ug/l	0.50	--	1
Naphthalene	ND		ug/l	2.5	--	1
n-Propylbenzene	ND		ug/l	0.50	--	1
1,2,3-Trichlorobenzene	ND		ug/l	2.5	--	1

Project Name: TROY MILLS LANDFILL SUPERFUND **Lab Number:** L2263406

Project Number: 04.0190987.33 **Report Date:** 12/05/22

SAMPLE RESULTS

Lab ID: L2263406-01 Date Collected: 11/08/22 08:00

Client ID: TRIP BLANK Date Received: 11/10/22

Sample Location: TROY, NH Field Prep: Not Specified

Sample Depth:

Parameter	Result	Qualifier	Units	RL	MDL	Dilution Factor
Volatile Organics by GC/MS - Westborough Lab						
1,2,4-Trichlorobenzene	ND		ug/l	2.5	--	1
1,3,5-Trimethylbenzene	ND		ug/l	2.5	--	1
1,3,5-Trichlorobenzene	ND		ug/l	2.0	--	1
1,2,4-Trimethylbenzene	ND		ug/l	2.5	--	1
Ethyl ether	ND		ug/l	2.5	--	1
Isopropyl Ether	ND		ug/l	2.0	--	1
Tert-Butyl Alcohol	ND		ug/l	10	--	1
Ethyl-Tert-Butyl-Ether	ND		ug/l	2.0	--	1
Tertiary-Amyl Methyl Ether	ND		ug/l	2.0	--	1
1,4-Dioxane	ND		ug/l	250	--	1

Surrogate	% Recovery	Qualifier	Acceptance Criteria
1,2-Dichloroethane-d4	101		70-130
Toluene-d8	99		70-130
4-Bromofluorobenzene	89		70-130
Dibromofluoromethane	101		70-130

Project Name: TROY MILLS LANDFILL SUPERFUND **Lab Number:** L2263406

Project Number: 04.0190987.33 **Report Date:** 12/05/22

SAMPLE RESULTS

Lab ID: L2263406-02
Client ID: TRY_MW-501X
Sample Location: TROY, NH

Date Collected: 11/08/22 13:45
Date Received: 11/10/22
Field Prep: Refer to COC

Sample Depth:
Matrix: Water
Analytical Method: 1,8260D
Analytical Date: 11/18/22 10:22
Analyst: PID

Parameter	Result	Qualifier	Units	RL	MDL	Dilution Factor
Volatile Organics by GC/MS - Westborough Lab						
Methylene chloride	ND		ug/l	3.0	--	1
1,1-Dichloroethane	ND		ug/l	0.75	--	1
Chloroform	ND		ug/l	0.75	--	1
Carbon tetrachloride	ND		ug/l	0.50	--	1
1,2-Dichloropropane	ND		ug/l	1.8	--	1
Dibromochloromethane	ND		ug/l	0.50	--	1
1,1,2-Trichloroethane	ND		ug/l	0.75	--	1
Tetrachloroethene	ND		ug/l	0.50	--	1
Chlorobenzene	ND		ug/l	0.50	--	1
Trichlorofluoromethane	ND		ug/l	2.5	--	1
1,2-Dichloroethane	ND		ug/l	0.50	--	1
1,1,1-Trichloroethane	ND		ug/l	0.50	--	1
Bromodichloromethane	ND		ug/l	0.50	--	1
trans-1,3-Dichloropropene	ND		ug/l	0.50	--	1
cis-1,3-Dichloropropene	ND		ug/l	0.50	--	1
1,3-Dichloropropene, Total	ND		ug/l	0.50	--	1
1,1-Dichloropropene	ND		ug/l	2.5	--	1
Bromoform	ND		ug/l	2.0	--	1
1,1,2,2-Tetrachloroethane	ND		ug/l	0.50	--	1
Benzene	ND		ug/l	0.50	--	1
Toluene	ND		ug/l	0.75	--	1
Ethylbenzene	ND		ug/l	0.50	--	1
Chloromethane	ND		ug/l	2.5	--	1
Bromomethane	ND		ug/l	1.0	--	1
Vinyl chloride	ND		ug/l	1.0	--	1
Chloroethane	ND		ug/l	1.0	--	1
1,1-Dichloroethene	ND		ug/l	0.50	--	1
trans-1,2-Dichloroethene	ND		ug/l	0.75	--	1

Project Name: TROY MILLS LANDFILL SUPERFUND **Lab Number:** L2263406

Project Number: 04.0190987.33 **Report Date:** 12/05/22

SAMPLE RESULTS

Lab ID: L2263406-02 Date Collected: 11/08/22 13:45

Client ID: TRY_MW-501X Date Received: 11/10/22

Sample Location: TROY, NH Field Prep: Refer to COC

Sample Depth:

Parameter	Result	Qualifier	Units	RL	MDL	Dilution Factor
Volatile Organics by GC/MS - Westborough Lab						
1,2-Dichloroethene, Total	ND		ug/l	0.50	--	1
Trichloroethene	ND		ug/l	0.50	--	1
1,2-Dichlorobenzene	ND		ug/l	2.5	--	1
1,3-Dichlorobenzene	ND		ug/l	2.5	--	1
1,4-Dichlorobenzene	ND		ug/l	2.5	--	1
Methyl tert butyl ether	ND		ug/l	1.0	--	1
p/m-Xylene	ND		ug/l	1.0	--	1
o-Xylene	ND		ug/l	1.0	--	1
Xylenes, Total	ND		ug/l	1.0	--	1
cis-1,2-Dichloroethene	ND		ug/l	0.50	--	1
Dibromomethane	ND		ug/l	5.0	--	1
1,2,3-Trichloropropane	ND		ug/l	5.0	--	1
Styrene	ND		ug/l	1.0	--	1
Dichlorodifluoromethane	ND		ug/l	5.0	--	1
Acetone	ND		ug/l	5.0	--	1
Carbon disulfide	ND		ug/l	5.0	--	1
2-Butanone	ND		ug/l	5.0	--	1
4-Methyl-2-pentanone	ND		ug/l	5.0	--	1
2-Hexanone	ND		ug/l	5.0	--	1
Bromochloromethane	ND		ug/l	2.5	--	1
Tetrahydrofuran	ND		ug/l	5.0	--	1
2,2-Dichloropropane	ND		ug/l	2.5	--	1
1,2-Dibromoethane	ND		ug/l	2.0	--	1
1,1,1,2-Tetrachloroethane	ND		ug/l	0.50	--	1
Bromobenzene	ND		ug/l	2.5	--	1
n-Butylbenzene	ND		ug/l	0.50	--	1
sec-Butylbenzene	0.92		ug/l	0.50	--	1
tert-Butylbenzene	ND		ug/l	2.5	--	1
o-Chlorotoluene	ND		ug/l	2.5	--	1
p-Chlorotoluene	ND		ug/l	2.5	--	1
1,2-Dibromo-3-chloropropane	ND		ug/l	2.5	--	1
Hexachlorobutadiene	ND		ug/l	0.50	--	1
Isopropylbenzene	ND		ug/l	0.50	--	1
p-Isopropyltoluene	ND		ug/l	0.50	--	1
Naphthalene	ND		ug/l	2.5	--	1
n-Propylbenzene	ND		ug/l	0.50	--	1
1,2,3-Trichlorobenzene	ND		ug/l	2.5	--	1

Project Name: TROY MILLS LANDFILL SUPERFUND **Lab Number:** L2263406

Project Number: 04.0190987.33 **Report Date:** 12/05/22

SAMPLE RESULTS

Lab ID: L2263406-02 Date Collected: 11/08/22 13:45

Client ID: TRY_MW-501X Date Received: 11/10/22

Sample Location: TROY, NH Field Prep: Refer to COC

Sample Depth:

Parameter	Result	Qualifier	Units	RL	MDL	Dilution Factor
Volatile Organics by GC/MS - Westborough Lab						
1,2,4-Trichlorobenzene	ND		ug/l	2.5	--	1
1,3,5-Trimethylbenzene	ND		ug/l	2.5	--	1
1,3,5-Trichlorobenzene	ND		ug/l	2.0	--	1
1,2,4-Trimethylbenzene	ND		ug/l	2.5	--	1
Ethyl ether	ND		ug/l	2.5	--	1
Isopropyl Ether	ND		ug/l	2.0	--	1
Tert-Butyl Alcohol	ND		ug/l	10	--	1
Ethyl-Tert-Butyl-Ether	ND		ug/l	2.0	--	1
Tertiary-Amyl Methyl Ether	ND		ug/l	2.0	--	1
1,4-Dioxane	ND		ug/l	250	--	1

Surrogate	% Recovery	Qualifier	Acceptance Criteria
1,2-Dichloroethane-d4	99		70-130
Toluene-d8	99		70-130
4-Bromofluorobenzene	90		70-130
Dibromofluoromethane	100		70-130

Project Name: TROY MILLS LANDFILL SUPERFUND **Lab Number:** L2263406

Project Number: 04.0190987.33 **Report Date:** 12/05/22

SAMPLE RESULTS

Lab ID: L2263406-03
Client ID: TRY_MW-501D
Sample Location: TROY, NH

Date Collected: 11/08/22 11:50
Date Received: 11/10/22
Field Prep: Not Specified

Sample Depth:
Matrix: Water
Analytical Method: 1,8260D
Analytical Date: 11/18/22 10:48
Analyst: PID

Parameter	Result	Qualifier	Units	RL	MDL	Dilution Factor
Volatile Organics by GC/MS - Westborough Lab						
Methylene chloride	ND		ug/l	3.0	--	1
1,1-Dichloroethane	1.3		ug/l	0.75	--	1
Chloroform	ND		ug/l	0.75	--	1
Carbon tetrachloride	ND		ug/l	0.50	--	1
1,2-Dichloropropane	ND		ug/l	1.8	--	1
Dibromochloromethane	ND		ug/l	0.50	--	1
1,1,2-Trichloroethane	ND		ug/l	0.75	--	1
Tetrachloroethene	ND		ug/l	0.50	--	1
Chlorobenzene	ND		ug/l	0.50	--	1
Trichlorofluoromethane	ND		ug/l	2.5	--	1
1,2-Dichloroethane	ND		ug/l	0.50	--	1
1,1,1-Trichloroethane	ND		ug/l	0.50	--	1
Bromodichloromethane	ND		ug/l	0.50	--	1
trans-1,3-Dichloropropene	ND		ug/l	0.50	--	1
cis-1,3-Dichloropropene	ND		ug/l	0.50	--	1
1,3-Dichloropropene, Total	ND		ug/l	0.50	--	1
1,1-Dichloropropene	ND		ug/l	2.5	--	1
Bromoform	ND		ug/l	2.0	--	1
1,1,2,2-Tetrachloroethane	ND		ug/l	0.50	--	1
Benzene	ND		ug/l	0.50	--	1
Toluene	ND		ug/l	0.75	--	1
Ethylbenzene	0.56		ug/l	0.50	--	1
Chloromethane	ND		ug/l	2.5	--	1
Bromomethane	ND		ug/l	1.0	--	1
Vinyl chloride	ND		ug/l	1.0	--	1
Chloroethane	ND		ug/l	1.0	--	1
1,1-Dichloroethene	ND		ug/l	0.50	--	1
trans-1,2-Dichloroethene	ND		ug/l	0.75	--	1

Project Name: TROY MILLS LANDFILL SUPERFUND **Lab Number:** L2263406

Project Number: 04.0190987.33 **Report Date:** 12/05/22

SAMPLE RESULTS

Lab ID: L2263406-03 Date Collected: 11/08/22 11:50

Client ID: TRY_MW-501D Date Received: 11/10/22

Sample Location: TROY, NH Field Prep: Not Specified

Sample Depth:

Parameter	Result	Qualifier	Units	RL	MDL	Dilution Factor
Volatile Organics by GC/MS - Westborough Lab						
1,2-Dichloroethene, Total	1.0		ug/l	0.50	--	1
Trichloroethene	ND		ug/l	0.50	--	1
1,2-Dichlorobenzene	ND		ug/l	2.5	--	1
1,3-Dichlorobenzene	ND		ug/l	2.5	--	1
1,4-Dichlorobenzene	ND		ug/l	2.5	--	1
Methyl tert butyl ether	ND		ug/l	1.0	--	1
p/m-Xylene	ND		ug/l	1.0	--	1
o-Xylene	ND		ug/l	1.0	--	1
Xylenes, Total	ND		ug/l	1.0	--	1
cis-1,2-Dichloroethene	1.0		ug/l	0.50	--	1
Dibromomethane	ND		ug/l	5.0	--	1
1,2,3-Trichloropropane	ND		ug/l	5.0	--	1
Styrene	ND		ug/l	1.0	--	1
Dichlorodifluoromethane	ND		ug/l	5.0	--	1
Acetone	ND		ug/l	5.0	--	1
Carbon disulfide	ND		ug/l	5.0	--	1
2-Butanone	ND		ug/l	5.0	--	1
4-Methyl-2-pentanone	ND		ug/l	5.0	--	1
2-Hexanone	ND		ug/l	5.0	--	1
Bromochloromethane	ND		ug/l	2.5	--	1
Tetrahydrofuran	ND		ug/l	5.0	--	1
2,2-Dichloropropane	ND		ug/l	2.5	--	1
1,2-Dibromoethane	ND		ug/l	2.0	--	1
1,1,1,2-Tetrachloroethane	ND		ug/l	0.50	--	1
Bromobenzene	ND		ug/l	2.5	--	1
n-Butylbenzene	ND		ug/l	0.50	--	1
sec-Butylbenzene	ND		ug/l	0.50	--	1
tert-Butylbenzene	ND		ug/l	2.5	--	1
o-Chlorotoluene	ND		ug/l	2.5	--	1
p-Chlorotoluene	ND		ug/l	2.5	--	1
1,2-Dibromo-3-chloropropane	ND		ug/l	2.5	--	1
Hexachlorobutadiene	ND		ug/l	0.50	--	1
Isopropylbenzene	ND		ug/l	0.50	--	1
p-Isopropyltoluene	ND		ug/l	0.50	--	1
Naphthalene	ND		ug/l	2.5	--	1
n-Propylbenzene	ND		ug/l	0.50	--	1
1,2,3-Trichlorobenzene	ND		ug/l	2.5	--	1

Project Name: TROY MILLS LANDFILL SUPERFUND **Lab Number:** L2263406

Project Number: 04.0190987.33 **Report Date:** 12/05/22

SAMPLE RESULTS

Lab ID: L2263406-03 Date Collected: 11/08/22 11:50

Client ID: TRY_MW-501D Date Received: 11/10/22

Sample Location: TROY, NH Field Prep: Not Specified

Sample Depth:

Parameter	Result	Qualifier	Units	RL	MDL	Dilution Factor
Volatile Organics by GC/MS - Westborough Lab						
1,2,4-Trichlorobenzene	ND		ug/l	2.5	--	1
1,3,5-Trimethylbenzene	ND		ug/l	2.5	--	1
1,3,5-Trichlorobenzene	ND		ug/l	2.0	--	1
1,2,4-Trimethylbenzene	ND		ug/l	2.5	--	1
Ethyl ether	ND		ug/l	2.5	--	1
Isopropyl Ether	ND		ug/l	2.0	--	1
Tert-Butyl Alcohol	ND		ug/l	10	--	1
Ethyl-Tert-Butyl-Ether	ND		ug/l	2.0	--	1
Tertiary-Amyl Methyl Ether	ND		ug/l	2.0	--	1
1,4-Dioxane	ND		ug/l	250	--	1

Surrogate	% Recovery	Qualifier	Acceptance Criteria
1,2-Dichloroethane-d4	102		70-130
Toluene-d8	98		70-130
4-Bromofluorobenzene	88		70-130
Dibromofluoromethane	102		70-130

Project Name: TROY MILLS LANDFILL SUPERFUND **Lab Number:** L2263406

Project Number: 04.0190987.33 **Report Date:** 12/05/22

SAMPLE RESULTS

Lab ID: L2263406-04
Client ID: TRY_MW-601S
Sample Location: TROY, NH

Date Collected: 11/08/22 14:00
Date Received: 11/10/22
Field Prep: Not Specified

Sample Depth:
Matrix: Water
Analytical Method: 1,8260D
Analytical Date: 11/18/22 11:14
Analyst: PID

Parameter	Result	Qualifier	Units	RL	MDL	Dilution Factor
Volatile Organics by GC/MS - Westborough Lab						
Methylene chloride	ND		ug/l	3.0	--	1
1,1-Dichloroethane	ND		ug/l	0.75	--	1
Chloroform	ND		ug/l	0.75	--	1
Carbon tetrachloride	ND		ug/l	0.50	--	1
1,2-Dichloropropane	ND		ug/l	1.8	--	1
Dibromochloromethane	ND		ug/l	0.50	--	1
1,1,2-Trichloroethane	ND		ug/l	0.75	--	1
Tetrachloroethene	ND		ug/l	0.50	--	1
Chlorobenzene	ND		ug/l	0.50	--	1
Trichlorofluoromethane	ND		ug/l	2.5	--	1
1,2-Dichloroethane	ND		ug/l	0.50	--	1
1,1,1-Trichloroethane	ND		ug/l	0.50	--	1
Bromodichloromethane	ND		ug/l	0.50	--	1
trans-1,3-Dichloropropene	ND		ug/l	0.50	--	1
cis-1,3-Dichloropropene	ND		ug/l	0.50	--	1
1,3-Dichloropropene, Total	ND		ug/l	0.50	--	1
1,1-Dichloropropene	ND		ug/l	2.5	--	1
Bromoform	ND		ug/l	2.0	--	1
1,1,2,2-Tetrachloroethane	ND		ug/l	0.50	--	1
Benzene	ND		ug/l	0.50	--	1
Toluene	ND		ug/l	0.75	--	1
Ethylbenzene	ND		ug/l	0.50	--	1
Chloromethane	ND		ug/l	2.5	--	1
Bromomethane	ND		ug/l	1.0	--	1
Vinyl chloride	ND		ug/l	1.0	--	1
Chloroethane	ND		ug/l	1.0	--	1
1,1-Dichloroethene	ND		ug/l	0.50	--	1
trans-1,2-Dichloroethene	ND		ug/l	0.75	--	1

Project Name: TROY MILLS LANDFILL SUPERFUND **Lab Number:** L2263406

Project Number: 04.0190987.33 **Report Date:** 12/05/22

SAMPLE RESULTS

Lab ID: L2263406-04 Date Collected: 11/08/22 14:00

Client ID: TRY_MW-601S Date Received: 11/10/22

Sample Location: TROY, NH Field Prep: Not Specified

Sample Depth:

Parameter	Result	Qualifier	Units	RL	MDL	Dilution Factor
Volatile Organics by GC/MS - Westborough Lab						
1,2-Dichloroethene, Total	ND		ug/l	0.50	--	1
Trichloroethene	ND		ug/l	0.50	--	1
1,2-Dichlorobenzene	ND		ug/l	2.5	--	1
1,3-Dichlorobenzene	ND		ug/l	2.5	--	1
1,4-Dichlorobenzene	ND		ug/l	2.5	--	1
Methyl tert butyl ether	ND		ug/l	1.0	--	1
p/m-Xylene	ND		ug/l	1.0	--	1
o-Xylene	ND		ug/l	1.0	--	1
Xylenes, Total	ND		ug/l	1.0	--	1
cis-1,2-Dichloroethene	ND		ug/l	0.50	--	1
Dibromomethane	ND		ug/l	5.0	--	1
1,2,3-Trichloropropane	ND		ug/l	5.0	--	1
Styrene	ND		ug/l	1.0	--	1
Dichlorodifluoromethane	ND		ug/l	5.0	--	1
Acetone	ND		ug/l	5.0	--	1
Carbon disulfide	ND		ug/l	5.0	--	1
2-Butanone	ND		ug/l	5.0	--	1
4-Methyl-2-pentanone	ND		ug/l	5.0	--	1
2-Hexanone	ND		ug/l	5.0	--	1
Bromochloromethane	ND		ug/l	2.5	--	1
Tetrahydrofuran	ND		ug/l	5.0	--	1
2,2-Dichloropropane	ND		ug/l	2.5	--	1
1,2-Dibromoethane	ND		ug/l	2.0	--	1
1,1,1,2-Tetrachloroethane	ND		ug/l	0.50	--	1
Bromobenzene	ND		ug/l	2.5	--	1
n-Butylbenzene	ND		ug/l	0.50	--	1
sec-Butylbenzene	1.6		ug/l	0.50	--	1
tert-Butylbenzene	ND		ug/l	2.5	--	1
o-Chlorotoluene	ND		ug/l	2.5	--	1
p-Chlorotoluene	ND		ug/l	2.5	--	1
1,2-Dibromo-3-chloropropane	ND		ug/l	2.5	--	1
Hexachlorobutadiene	ND		ug/l	0.50	--	1
Isopropylbenzene	ND		ug/l	0.50	--	1
p-Isopropyltoluene	ND		ug/l	0.50	--	1
Naphthalene	ND		ug/l	2.5	--	1
n-Propylbenzene	ND		ug/l	0.50	--	1
1,2,3-Trichlorobenzene	ND		ug/l	2.5	--	1

Project Name: TROY MILLS LANDFILL SUPERFUND **Lab Number:** L2263406

Project Number: 04.0190987.33 **Report Date:** 12/05/22

SAMPLE RESULTS

Lab ID: L2263406-04 Date Collected: 11/08/22 14:00

Client ID: TRY_MW-601S Date Received: 11/10/22

Sample Location: TROY, NH Field Prep: Not Specified

Sample Depth:

Parameter	Result	Qualifier	Units	RL	MDL	Dilution Factor
Volatile Organics by GC/MS - Westborough Lab						
1,2,4-Trichlorobenzene	ND		ug/l	2.5	--	1
1,3,5-Trimethylbenzene	ND		ug/l	2.5	--	1
1,3,5-Trichlorobenzene	ND		ug/l	2.0	--	1
1,2,4-Trimethylbenzene	ND		ug/l	2.5	--	1
Ethyl ether	ND		ug/l	2.5	--	1
Isopropyl Ether	ND		ug/l	2.0	--	1
Tert-Butyl Alcohol	ND		ug/l	10	--	1
Ethyl-Tert-Butyl-Ether	ND		ug/l	2.0	--	1
Tertiary-Amyl Methyl Ether	ND		ug/l	2.0	--	1
1,4-Dioxane	ND		ug/l	250	--	1

Surrogate	% Recovery	Qualifier	Acceptance Criteria
1,2-Dichloroethane-d4	103		70-130
Toluene-d8	97		70-130
4-Bromofluorobenzene	94		70-130
Dibromofluoromethane	102		70-130

Project Name: TROY MILLS LANDFILL SUPERFUND **Lab Number:** L2263406

Project Number: 04.0190987.33 **Report Date:** 12/05/22

SAMPLE RESULTS

Lab ID: L2263406-05
Client ID: TRY_MW-601D
Sample Location: TROY, NH

Date Collected: 11/08/22 12:00
Date Received: 11/10/22
Field Prep: Not Specified

Sample Depth:
Matrix: Water
Analytical Method: 1,8260D
Analytical Date: 11/18/22 11:40
Analyst: PID

Parameter	Result	Qualifier	Units	RL	MDL	Dilution Factor
Volatile Organics by GC/MS - Westborough Lab						
Methylene chloride	ND		ug/l	3.0	--	1
1,1-Dichloroethane	ND		ug/l	0.75	--	1
Chloroform	ND		ug/l	0.75	--	1
Carbon tetrachloride	ND		ug/l	0.50	--	1
1,2-Dichloropropane	ND		ug/l	1.8	--	1
Dibromochloromethane	ND		ug/l	0.50	--	1
1,1,2-Trichloroethane	ND		ug/l	0.75	--	1
Tetrachloroethene	ND		ug/l	0.50	--	1
Chlorobenzene	ND		ug/l	0.50	--	1
Trichlorofluoromethane	ND		ug/l	2.5	--	1
1,2-Dichloroethane	ND		ug/l	0.50	--	1
1,1,1-Trichloroethane	ND		ug/l	0.50	--	1
Bromodichloromethane	ND		ug/l	0.50	--	1
trans-1,3-Dichloropropene	ND		ug/l	0.50	--	1
cis-1,3-Dichloropropene	ND		ug/l	0.50	--	1
1,3-Dichloropropene, Total	ND		ug/l	0.50	--	1
1,1-Dichloropropene	ND		ug/l	2.5	--	1
Bromoform	ND		ug/l	2.0	--	1
1,1,2,2-Tetrachloroethane	ND		ug/l	0.50	--	1
Benzene	1.3		ug/l	0.50	--	1
Toluene	ND		ug/l	0.75	--	1
Ethylbenzene	0.94		ug/l	0.50	--	1
Chloromethane	ND		ug/l	2.5	--	1
Bromomethane	ND		ug/l	1.0	--	1
Vinyl chloride	ND		ug/l	1.0	--	1
Chloroethane	ND		ug/l	1.0	--	1
1,1-Dichloroethene	ND		ug/l	0.50	--	1
trans-1,2-Dichloroethene	ND		ug/l	0.75	--	1

Project Name: TROY MILLS LANDFILL SUPERFUND **Lab Number:** L2263406

Project Number: 04.0190987.33 **Report Date:** 12/05/22

SAMPLE RESULTS

Lab ID: L2263406-05 Date Collected: 11/08/22 12:00

Client ID: TRY_MW-601D Date Received: 11/10/22

Sample Location: TROY, NH Field Prep: Not Specified

Sample Depth:

Parameter	Result	Qualifier	Units	RL	MDL	Dilution Factor
Volatile Organics by GC/MS - Westborough Lab						
1,2-Dichloroethene, Total	14		ug/l	0.50	--	1
Trichloroethene	1.1		ug/l	0.50	--	1
1,2-Dichlorobenzene	ND		ug/l	2.5	--	1
1,3-Dichlorobenzene	ND		ug/l	2.5	--	1
1,4-Dichlorobenzene	ND		ug/l	2.5	--	1
Methyl tert butyl ether	ND		ug/l	1.0	--	1
p/m-Xylene	ND		ug/l	1.0	--	1
o-Xylene	ND		ug/l	1.0	--	1
Xylenes, Total	ND		ug/l	1.0	--	1
cis-1,2-Dichloroethene	14		ug/l	0.50	--	1
Dibromomethane	ND		ug/l	5.0	--	1
1,2,3-Trichloropropane	ND		ug/l	5.0	--	1
Styrene	ND		ug/l	1.0	--	1
Dichlorodifluoromethane	ND		ug/l	5.0	--	1
Acetone	ND		ug/l	5.0	--	1
Carbon disulfide	ND		ug/l	5.0	--	1
2-Butanone	ND		ug/l	5.0	--	1
4-Methyl-2-pentanone	ND		ug/l	5.0	--	1
2-Hexanone	ND		ug/l	5.0	--	1
Bromochloromethane	ND		ug/l	2.5	--	1
Tetrahydrofuran	ND		ug/l	5.0	--	1
2,2-Dichloropropane	ND		ug/l	2.5	--	1
1,2-Dibromoethane	ND		ug/l	2.0	--	1
1,1,1,2-Tetrachloroethane	ND		ug/l	0.50	--	1
Bromobenzene	ND		ug/l	2.5	--	1
n-Butylbenzene	ND		ug/l	0.50	--	1
sec-Butylbenzene	6.7		ug/l	0.50	--	1
tert-Butylbenzene	2.7		ug/l	2.5	--	1
o-Chlorotoluene	ND		ug/l	2.5	--	1
p-Chlorotoluene	ND		ug/l	2.5	--	1
1,2-Dibromo-3-chloropropane	ND		ug/l	2.5	--	1
Hexachlorobutadiene	ND		ug/l	0.50	--	1
Isopropylbenzene	26		ug/l	0.50	--	1
p-Isopropyltoluene	ND		ug/l	0.50	--	1
Naphthalene	ND		ug/l	2.5	--	1
n-Propylbenzene	ND		ug/l	0.50	--	1
1,2,3-Trichlorobenzene	ND		ug/l	2.5	--	1

Project Name: TROY MILLS LANDFILL SUPERFUND **Lab Number:** L2263406

Project Number: 04.0190987.33 **Report Date:** 12/05/22

SAMPLE RESULTS

Lab ID: L2263406-05 Date Collected: 11/08/22 12:00

Client ID: TRY_MW-601D Date Received: 11/10/22

Sample Location: TROY, NH Field Prep: Not Specified

Sample Depth:

Parameter	Result	Qualifier	Units	RL	MDL	Dilution Factor
Volatile Organics by GC/MS - Westborough Lab						
1,2,4-Trichlorobenzene	ND		ug/l	2.5	--	1
1,3,5-Trimethylbenzene	ND		ug/l	2.5	--	1
1,3,5-Trichlorobenzene	ND		ug/l	2.0	--	1
1,2,4-Trimethylbenzene	ND		ug/l	2.5	--	1
Ethyl ether	ND		ug/l	2.5	--	1
Isopropyl Ether	ND		ug/l	2.0	--	1
Tert-Butyl Alcohol	ND		ug/l	10	--	1
Ethyl-Tert-Butyl-Ether	ND		ug/l	2.0	--	1
Tertiary-Amyl Methyl Ether	ND		ug/l	2.0	--	1
1,4-Dioxane	ND		ug/l	250	--	1

Surrogate	% Recovery	Qualifier	Acceptance Criteria
1,2-Dichloroethane-d4	104		70-130
Toluene-d8	99		70-130
4-Bromofluorobenzene	92		70-130
Dibromofluoromethane	100		70-130

Project Name: TROY MILLS LANDFILL SUPERFUND **Lab Number:** L2263406

Project Number: 04.0190987.33 **Report Date:** 12/05/22

Method Blank Analysis
Batch Quality Control

Analytical Method: 1,8260D
Analytical Date: 11/18/22 09:56
Analyst: LAC

Parameter	Result	Qualifier	Units	RL	MDL
Volatile Organics by GC/MS - Westborough Lab for sample(s): 01-05 Batch: WG1714396-5					
Methylene chloride	ND		ug/l	3.0	--
1,1-Dichloroethane	ND		ug/l	0.75	--
Chloroform	ND		ug/l	0.75	--
Carbon tetrachloride	ND		ug/l	0.50	--
1,2-Dichloropropane	ND		ug/l	1.8	--
Dibromochloromethane	ND		ug/l	0.50	--
1,1,2-Trichloroethane	ND		ug/l	0.75	--
Tetrachloroethene	ND		ug/l	0.50	--
Chlorobenzene	ND		ug/l	0.50	--
Trichlorofluoromethane	ND		ug/l	2.5	--
1,2-Dichloroethane	ND		ug/l	0.50	--
1,1,1-Trichloroethane	ND		ug/l	0.50	--
Bromodichloromethane	ND		ug/l	0.50	--
trans-1,3-Dichloropropene	ND		ug/l	0.50	--
cis-1,3-Dichloropropene	ND		ug/l	0.50	--
1,3-Dichloropropene, Total	ND		ug/l	0.50	--
1,1-Dichloropropene	ND		ug/l	2.5	--
Bromoform	ND		ug/l	2.0	--
1,1,2,2-Tetrachloroethane	ND		ug/l	0.50	--
Benzene	ND		ug/l	0.50	--
Toluene	ND		ug/l	0.75	--
Ethylbenzene	ND		ug/l	0.50	--
Chloromethane	ND		ug/l	2.5	--
Bromomethane	ND		ug/l	1.0	--
Vinyl chloride	ND		ug/l	1.0	--
Chloroethane	ND		ug/l	1.0	--
1,1-Dichloroethene	ND		ug/l	0.50	--
trans-1,2-Dichloroethene	ND		ug/l	0.75	--
1,2-Dichloroethene, Total	ND		ug/l	0.50	--

Project Name: TROY MILLS LANDFILL SUPERFUND **Lab Number:** L2263406

Project Number: 04.0190987.33 **Report Date:** 12/05/22

Method Blank Analysis
Batch Quality Control

Analytical Method: 1,8260D
Analytical Date: 11/18/22 09:56
Analyst: LAC

Parameter	Result	Qualifier	Units	RL	MDL
Volatile Organics by GC/MS - Westborough Lab for sample(s): 01-05 Batch: WG1714396-5					
Trichloroethene	ND		ug/l	0.50	--
1,2-Dichlorobenzene	ND		ug/l	2.5	--
1,3-Dichlorobenzene	ND		ug/l	2.5	--
1,4-Dichlorobenzene	ND		ug/l	2.5	--
Methyl tert butyl ether	ND		ug/l	1.0	--
p/m-Xylene	ND		ug/l	1.0	--
o-Xylene	ND		ug/l	1.0	--
Xylenes, Total	ND		ug/l	1.0	--
cis-1,2-Dichloroethene	ND		ug/l	0.50	--
Dibromomethane	ND		ug/l	5.0	--
1,2,3-Trichloropropane	ND		ug/l	5.0	--
Styrene	ND		ug/l	1.0	--
Dichlorodifluoromethane	ND		ug/l	5.0	--
Acetone	ND		ug/l	5.0	--
Carbon disulfide	ND		ug/l	5.0	--
2-Butanone	ND		ug/l	5.0	--
4-Methyl-2-pentanone	ND		ug/l	5.0	--
2-Hexanone	ND		ug/l	5.0	--
Bromochloromethane	ND		ug/l	2.5	--
Tetrahydrofuran	ND		ug/l	5.0	--
2,2-Dichloropropane	ND		ug/l	2.5	--
1,2-Dibromoethane	ND		ug/l	2.0	--
1,1,1,2-Tetrachloroethane	ND		ug/l	0.50	--
Bromobenzene	ND		ug/l	2.5	--
n-Butylbenzene	ND		ug/l	0.50	--
sec-Butylbenzene	ND		ug/l	0.50	--
tert-Butylbenzene	ND		ug/l	2.5	--
o-Chlorotoluene	ND		ug/l	2.5	--
p-Chlorotoluene	ND		ug/l	2.5	--

Project Name: TROY MILLS LANDFILL SUPERFUND **Lab Number:** L2263406

Project Number: 04.0190987.33 **Report Date:** 12/05/22

Method Blank Analysis
Batch Quality Control

Analytical Method: 1,8260D
Analytical Date: 11/18/22 09:56
Analyst: LAC

Parameter	Result	Qualifier	Units	RL	MDL
Volatile Organics by GC/MS - Westborough Lab for sample(s): 01-05 Batch: WG1714396-5					
1,2-Dibromo-3-chloropropane	ND		ug/l	2.5	--
Hexachlorobutadiene	ND		ug/l	0.50	--
Isopropylbenzene	ND		ug/l	0.50	--
p-Isopropyltoluene	ND		ug/l	0.50	--
Naphthalene	ND		ug/l	2.5	--
n-Propylbenzene	ND		ug/l	0.50	--
1,2,3-Trichlorobenzene	ND		ug/l	2.5	--
1,2,4-Trichlorobenzene	ND		ug/l	2.5	--
1,3,5-Trimethylbenzene	ND		ug/l	2.5	--
1,3,5-Trichlorobenzene	ND		ug/l	2.0	--
1,2,4-Trimethylbenzene	ND		ug/l	2.5	--
Ethyl ether	ND		ug/l	2.5	--
Isopropyl Ether	ND		ug/l	2.0	--
Tert-Butyl Alcohol	ND		ug/l	10	--
Ethyl-Tert-Butyl-Ether	ND		ug/l	2.0	--
Tertiary-Amyl Methyl Ether	ND		ug/l	2.0	--
1,4-Dioxane	ND		ug/l	250	--

Surrogate	%Recovery	Qualifier	Acceptance Criteria
1,2-Dichloroethane-d4	100		70-130
Toluene-d8	99		70-130
4-Bromofluorobenzene	91		70-130
Dibromofluoromethane	99		70-130

Lab Control Sample Analysis
Batch Quality Control

Project Name: TROY MILLS LANDFILL SUPERFUND
Project Number: 04.0190987.33

Lab Number: L2263406
Report Date: 12/05/22

Parameter	LCS %Recovery	Qual	LCSD %Recovery	Qual	%Recovery Limits	RPD	Qual	RPD Limits
Volatile Organics by GC/MS - Westborough Lab Associated sample(s): 01-05 Batch: WG1714396-3 WG1714396-4								
Methylene chloride	91		89		70-130	2		20
1,1-Dichloroethane	98		94		70-130	4		20
Chloroform	95		96		70-130	1		20
Carbon tetrachloride	100		98		63-132	2		20
1,2-Dichloropropane	97		97		70-130	0		20
Dibromochloromethane	96		98		63-130	2		20
1,1,2-Trichloroethane	90		91		70-130	1		20
Tetrachloroethene	100		100		70-130	0		20
Chlorobenzene	100		100		75-130	0		25
Trichlorofluoromethane	94		99		62-150	5		20
1,2-Dichloroethane	100		100		70-130	0		20
1,1,1-Trichloroethane	98		96		67-130	2		20
Bromodichloromethane	97		96		67-130	1		20
trans-1,3-Dichloropropene	91		91		70-130	0		20
cis-1,3-Dichloropropene	92		91		70-130	1		20
1,1-Dichloropropene	99		94		70-130	5		20
Bromoform	93		91		54-136	2		20
1,1,2,2-Tetrachloroethane	90		90		67-130	0		20
Benzene	100		96		70-130	4		25
Toluene	100		98		70-130	2		25
Ethylbenzene	100		99		70-130	1		20
Chloromethane	84		80		64-130	5		20
Bromomethane	75		76		39-139	1		20

Lab Control Sample Analysis
Batch Quality Control

Project Name: TROY MILLS LANDFILL SUPERFUND
Project Number: 04.0190987.33

Lab Number: L2263406
Report Date: 12/05/22

Parameter	LCS %Recovery	Qual	LCSD %Recovery	Qual	%Recovery Limits	RPD	Qual	RPD Limits
Volatile Organics by GC/MS - Westborough Lab Associated sample(s): 01-05 Batch: WG1714396-3 WG1714396-4								
Vinyl chloride	100		100		55-140	0		20
Chloroethane	**220**	Q	**210**	Q	55-138	5		20
1,1-Dichloroethene	89		86		61-145	3		25
trans-1,2-Dichloroethene	95		92		70-130	3		20
Trichloroethene	94		92		70-130	2		25
1,2-Dichlorobenzene	100		100		70-130	0		20
1,3-Dichlorobenzene	100		100		70-130	0		20
1,4-Dichlorobenzene	100		100		70-130	0		20
Methyl tert butyl ether	82		84		63-130	2		20
p/m-Xylene	105		100		70-130	5		20
o-Xylene	100		100		70-130	0		20
cis-1,2-Dichloroethene	97		93		70-130	4		20
Dibromomethane	100		100		70-130	0		20
1,2,3-Trichloropropane	91		94		64-130	3		20
Styrene	100		100		70-130	0		20
Dichlorodifluoromethane	97		95		36-147	2		20
Acetone	76		76		58-148	0		20
Carbon disulfide	66		64		51-130	3		20
2-Butanone	65		74		63-138	13		20
4-Methyl-2-pentanone	70		73		59-130	4		20
2-Hexanone	70		72		57-130	3		20
Bromochloromethane	110		100		70-130	10		20
Tetrahydrofuran	78		79		58-130	1		20

Lab Control Sample Analysis
Batch Quality Control

Project Name: TROY MILLS LANDFILL SUPERFUND
Project Number: 04.0190987.33

Lab Number: L2263406
Report Date: 12/05/22

Parameter	LCS %Recovery	Qual	LCSD %Recovery	Qual	%Recovery Limits	RPD	Qual	RPD Limits
Volatile Organics by GC/MS - Westborough Lab Associated sample(s): 01-05 Batch: WG1714396-3 WG1714396-4								
2,2-Dichloropropane	100		98		63-133	2		20
1,2-Dibromoethane	96		97		70-130	1		20
1,1,1,2-Tetrachloroethane	99		100		64-130	1		20
Bromobenzene	100		99		70-130	1		20
n-Butylbenzene	100		100		53-136	0		20
sec-Butylbenzene	100		100		70-130	0		20
tert-Butylbenzene	100		96		70-130	4		20
o-Chlorotoluene	100		98		70-130	2		20
p-Chlorotoluene	98		96		70-130	2		20
1,2-Dibromo-3-chloropropane	80		85		41-144	6		20
Hexachlorobutadiene	96		94		63-130	2		20
Isopropylbenzene	98		95		70-130	3		20
p-Isopropyltoluene	100		100		70-130	0		20
Naphthalene	**69**	Q	72		70-130	4		20
n-Propylbenzene	100		97		69-130	3		20
1,2,3-Trichlorobenzene	84		87		70-130	4		20
1,2,4-Trichlorobenzene	88		90		70-130	2		20
1,3,5-Trimethylbenzene	99		98		64-130	1		20
1,3,5-Trichlorobenzene	97		96		70-130	1		20
1,2,4-Trimethylbenzene	98		96		70-130	2		20
Ethyl ether	86		85		59-134	1		20
Isopropyl Ether	85		83		70-130	2		20
Tert-Butyl Alcohol	74		74		70-130	0		20

Lab Control Sample Analysis
Batch Quality Control

Project Name: TROY MILLS LANDFILL SUPERFUND
Project Number: 04.0190987.33
Lab Number: L2263406
Report Date: 12/05/22

Parameter	LCS %Recovery	Qual	LCSD %Recovery	Qual	%Recovery Limits	RPD	Qual	RPD Limits
Volatile Organics by GC/MS - Westborough Lab Associated sample(s): 01-05 Batch: WG1714396-3 WG1714396-4								
Ethyl-Tert-Butyl-Ether	86		86		70-130	0		20
Tertiary-Amyl Methyl Ether	90		89		66-130	1		20
1,4-Dioxane	104		104		56-162	0		20

Surrogate	LCS %Recovery	Qual	LCSD %Recovery	Qual	Acceptance Criteria
1,2-Dichloroethane-d4	107		105		70-130
Toluene-d8	100		100		70-130
4-Bromofluorobenzene	90		90		70-130
Dibromofluoromethane	101		102		70-130

SEMIVOLATILES

Project Name: TROY MILLS LANDFILL SUPERFUND **Lab Number:** L2263406

Project Number: 04.0190987.33 **Report Date:** 12/05/22

SAMPLE RESULTS

Lab ID: L2263406-02
Client ID: TRY_MW-501X
Sample Location: TROY, NH

Date Collected: 11/08/22 13:45
Date Received: 11/10/22
Field Prep: Refer to COC

Sample Depth:
Matrix: Water
Analytical Method: 1,8270E
Analytical Date: 11/15/22 20:07
Analyst: EK

Extraction Method: EPA 3510C
Extraction Date: 11/13/22 07:53

Parameter	Result	Qualifier	Units	RL	MDL	Dilution Factor
Semivolatile Organics by GC/MS - Westborough Lab						
Benzidine	ND		ug/l	20	--	1
1,2,4-Trichlorobenzene	ND		ug/l	5.0	--	1
Bis(2-chloroethyl)ether	ND		ug/l	2.0	--	1
1,2-Dichlorobenzene	ND		ug/l	2.0	--	1
1,3-Dichlorobenzene	ND		ug/l	2.0	--	1
1,4-Dichlorobenzene	ND		ug/l	2.0	--	1
3,3'-Dichlorobenzidine	ND		ug/l	5.0	--	1
2,4-Dinitrotoluene	ND		ug/l	5.0	--	1
2,6-Dinitrotoluene	ND		ug/l	5.0	--	1
Azobenzene	ND		ug/l	2.0	--	1
4-Chlorophenyl phenyl ether	ND		ug/l	2.0	--	1
4-Bromophenyl phenyl ether	ND		ug/l	2.0	--	1
Bis(2-chloroisopropyl)ether	ND		ug/l	2.0	--	1
Bis(2-chloroethoxy)methane	ND		ug/l	5.0	--	1
Hexachlorocyclopentadiene	ND		ug/l	20	--	1
Isophorone	ND		ug/l	5.0	--	1
Nitrobenzene	ND		ug/l	2.0	--	1
NDPA/DPA	ND		ug/l	2.0	--	1
n-Nitrosodi-n-propylamine	ND		ug/l	5.0	--	1
Bis(2-ethylhexyl)phthalate	ND		ug/l	3.0	--	1
Butyl benzyl phthalate	ND		ug/l	5.0	--	1
Di-n-butylphthalate	ND		ug/l	5.0	--	1
Di-n-octylphthalate	ND		ug/l	5.0	--	1
Diethyl phthalate	ND		ug/l	5.0	--	1
Dimethyl phthalate	ND		ug/l	5.0	--	1
Biphenyl	ND		ug/l	2.0	--	1
Aniline	ND		ug/l	2.0	--	1
4-Chloroaniline	ND		ug/l	5.0	--	1

Project Name: TROY MILLS LANDFILL SUPERFUND **Lab Number:** L2263406

Project Number: 04.0190987.33 **Report Date:** 12/05/22

SAMPLE RESULTS

Lab ID: L2263406-02 Date Collected: 11/08/22 13:45

Client ID: TRY_MW-501X Date Received: 11/10/22

Sample Location: TROY, NH Field Prep: Refer to COC

Sample Depth:

Parameter	Result	Qualifier	Units	RL	MDL	Dilution Factor
Semivolatile Organics by GC/MS - Westborough Lab						
2-Nitroaniline	ND		ug/l	5.0	--	1
3-Nitroaniline	ND		ug/l	5.0	--	1
4-Nitroaniline	ND		ug/l	5.0	--	1
Dibenzofuran	ND		ug/l	2.0	--	1
n-Nitrosodimethylamine	ND		ug/l	2.0	--	1
2,4,6-Trichlorophenol	ND		ug/l	5.0	--	1
p-Chloro-m-cresol	ND		ug/l	2.0	--	1
2-Chlorophenol	ND		ug/l	2.0	--	1
2,4-Dichlorophenol	ND		ug/l	5.0	--	1
2,4-Dimethylphenol	ND		ug/l	5.0	--	1
2-Nitrophenol	ND		ug/l	10	--	1
4-Nitrophenol	ND		ug/l	10	--	1
2,4-Dinitrophenol	ND		ug/l	20	--	1
4,6-Dinitro-o-cresol	ND		ug/l	10	--	1
Phenol	ND		ug/l	5.0	--	1
2-Methylphenol	ND		ug/l	5.0	--	1
3-Methylphenol/4-Methylphenol	ND		ug/l	5.0	--	1
2,4,5-Trichlorophenol	ND		ug/l	5.0	--	1
Benzoic Acid	ND		ug/l	50	--	1
Benzyl Alcohol	ND		ug/l	2.0	--	1
Carbazole	ND		ug/l	2.0	--	1
Pyridine	ND		ug/l	3.5	--	1

Surrogate	% Recovery	Qualifier	Acceptance Criteria
2-Fluorophenol	41		21-120
Phenol-d6	36		10-120
Nitrobenzene-d5	59		23-120
2-Fluorobiphenyl	70		15-120
2,4,6-Tribromophenol	58		10-120
4-Terphenyl-d14	77		41-149

Project Name: TROY MILLS LANDFILL SUPERFUND **Lab Number:** L2263406

Project Number: 04.0190987.33 **Report Date:** 12/05/22

SAMPLE RESULTS

Lab ID: L2263406-02
Client ID: TRY_MW-501X
Sample Location: TROY, NH

Date Collected: 11/08/22 13:45
Date Received: 11/10/22
Field Prep: Refer to COC

Sample Depth:
Matrix: Water
Analytical Method: 1,8270E-SIM
Analytical Date: 11/15/22 17:57
Analyst: DMB

Extraction Method: EPA 3510C
Extraction Date: 11/14/22 09:57

Parameter	Result	Qualifier	Units	RL	MDL	Dilution Factor
1,4 Dioxane by 8270E-SIM - Mansfield Lab						
1,4-Dioxane	ND		ug/l	0.144	--	1

Surrogate	% Recovery	Qualifier	Acceptance Criteria
1,4-Dioxane-d8	52		15-110

Project Name: TROY MILLS LANDFILL SUPERFUND **Lab Number:** L2263406

Project Number: 04.0190987.33 **Report Date:** 12/05/22

SAMPLE RESULTS

Lab ID: L2263406-02
Client ID: TRY_MW-501X
Sample Location: TROY, NH

Date Collected: 11/08/22 13:45
Date Received: 11/10/22
Field Prep: Refer to COC

Sample Depth:
Matrix: Water
Analytical Method: 1,8270E-SIM
Analytical Date: 11/19/22 18:28
Analyst: AH

Extraction Method: EPA 3510C
Extraction Date: 11/13/22 07:52

Parameter	Result	Qualifier	Units	RL	MDL	Dilution Factor
Semivolatile Organics by GC/MS-SIM - Westborough Lab						
Acenaphthene	ND		ug/l	0.10	--	1
2-Chloronaphthalene	ND		ug/l	0.20	--	1
Fluoranthene	ND		ug/l	0.10	--	1
Hexachlorobutadiene	ND		ug/l	0.50	--	1
Naphthalene	ND		ug/l	0.10	--	1
Benzo(a)anthracene	ND		ug/l	0.10	--	1
Benzo(a)pyrene	ND		ug/l	0.10	--	1
Benzo(b)fluoranthene	ND		ug/l	0.10	--	1
Benzo(k)fluoranthene	ND		ug/l	0.10	--	1
Chrysene	ND		ug/l	0.10	--	1
Acenaphthylene	ND		ug/l	0.10	--	1
Anthracene	ND		ug/l	0.10	--	1
Benzo(ghi)perylene	ND		ug/l	0.10	--	1
Fluorene	ND		ug/l	0.10	--	1
Phenanthrene	ND		ug/l	0.10	--	1
Dibenzo(a,h)anthracene	ND		ug/l	0.10	--	1
Indeno(1,2,3-cd)pyrene	ND		ug/l	0.10	--	1
Pyrene	ND		ug/l	0.10	--	1
1-Methylnaphthalene	ND		ug/l	0.10	--	1
2-Methylnaphthalene	ND		ug/l	0.10	--	1
Pentachlorophenol	ND		ug/l	0.80	--	1
Hexachlorobenzene	ND		ug/l	0.80	--	1
Hexachloroethane	ND		ug/l	0.80	--	1

Project Name: TROY MILLS LANDFILL SUPERFUND **Lab Number:** L2263406

Project Number: 04.0190987.33 **Report Date:** 12/05/22

SAMPLE RESULTS

Lab ID: L2263406-02 Date Collected: 11/08/22 13:45

Client ID: TRY_MW-501X Date Received: 11/10/22

Sample Location: TROY, NH Field Prep: Refer to COC

Sample Depth:

Parameter	Result	Qualifier	Units	RL	MDL	Dilution Factor
Semivolatile Organics by GC/MS-SIM - Westborough Lab						

Surrogate	% Recovery	Qualifier	Acceptance Criteria
2-Fluorophenol	53		21-120
Phenol-d6	53		10-120
Nitrobenzene-d5	**127**	Q	23-120
2-Fluorobiphenyl	78		15-120
2,4,6-Tribromophenol	80		10-120
4-Terphenyl-d14	75		41-149

Project Name: TROY MILLS LANDFILL SUPERFUND **Lab Number:** L2263406

Project Number: 04.0190987.33 **Report Date:** 12/05/22

SAMPLE RESULTS

Lab ID: L2263406-03
Client ID: TRY_MW-501D
Sample Location: TROY, NH

Date Collected: 11/08/22 11:50
Date Received: 11/10/22
Field Prep: Not Specified

Sample Depth:
Matrix: Water
Analytical Method: 1,8270E
Analytical Date: 11/15/22 20:33
Analyst: EK

Extraction Method: EPA 3510C
Extraction Date: 11/13/22 07:53

Parameter	Result	Qualifier	Units	RL	MDL	Dilution Factor
Semivolatile Organics by GC/MS - Westborough Lab						
Benzidine	ND		ug/l	20	--	1
1,2,4-Trichlorobenzene	ND		ug/l	5.0	--	1
Bis(2-chloroethyl)ether	ND		ug/l	2.0	--	1
1,2-Dichlorobenzene	ND		ug/l	2.0	--	1
1,3-Dichlorobenzene	ND		ug/l	2.0	--	1
1,4-Dichlorobenzene	ND		ug/l	2.0	--	1
3,3'-Dichlorobenzidine	ND		ug/l	5.0	--	1
2,4-Dinitrotoluene	ND		ug/l	5.0	--	1
2,6-Dinitrotoluene	ND		ug/l	5.0	--	1
Azobenzene	ND		ug/l	2.0	--	1
4-Chlorophenyl phenyl ether	ND		ug/l	2.0	--	1
4-Bromophenyl phenyl ether	ND		ug/l	2.0	--	1
Bis(2-chloroisopropyl)ether	ND		ug/l	2.0	--	1
Bis(2-chloroethoxy)methane	ND		ug/l	5.0	--	1
Hexachlorocyclopentadiene	ND		ug/l	20	--	1
Isophorone	ND		ug/l	5.0	--	1
Nitrobenzene	ND		ug/l	2.0	--	1
NDPA/DPA	ND		ug/l	2.0	--	1
n-Nitrosodi-n-propylamine	ND		ug/l	5.0	--	1
Bis(2-ethylhexyl)phthalate	ND		ug/l	3.0	--	1
Butyl benzyl phthalate	ND		ug/l	5.0	--	1
Di-n-butylphthalate	ND		ug/l	5.0	--	1
Di-n-octylphthalate	ND		ug/l	5.0	--	1
Diethyl phthalate	ND		ug/l	5.0	--	1
Dimethyl phthalate	ND		ug/l	5.0	--	1
Biphenyl	ND		ug/l	2.0	--	1
Aniline	ND		ug/l	2.0	--	1
4-Chloroaniline	ND		ug/l	5.0	--	1

Project Name: TROY MILLS LANDFILL SUPERFUND **Lab Number:** L2263406

Project Number: 04.0190987.33 **Report Date:** 12/05/22

SAMPLE RESULTS

Lab ID: L2263406-03 Date Collected: 11/08/22 11:50

Client ID: TRY_MW-501D Date Received: 11/10/22

Sample Location: TROY, NH Field Prep: Not Specified

Sample Depth:

Parameter	Result	Qualifier	Units	RL	MDL	Dilution Factor
Semivolatile Organics by GC/MS - Westborough Lab						
2-Nitroaniline	ND		ug/l	5.0	--	1
3-Nitroaniline	ND		ug/l	5.0	--	1
4-Nitroaniline	ND		ug/l	5.0	--	1
Dibenzofuran	ND		ug/l	2.0	--	1
n-Nitrosodimethylamine	ND		ug/l	2.0	--	1
2,4,6-Trichlorophenol	ND		ug/l	5.0	--	1
p-Chloro-m-cresol	ND		ug/l	2.0	--	1
2-Chlorophenol	ND		ug/l	2.0	--	1
2,4-Dichlorophenol	ND		ug/l	5.0	--	1
2,4-Dimethylphenol	ND		ug/l	5.0	--	1
2-Nitrophenol	ND		ug/l	10	--	1
4-Nitrophenol	ND		ug/l	10	--	1
2,4-Dinitrophenol	ND		ug/l	20	--	1
4,6-Dinitro-o-cresol	ND		ug/l	10	--	1
Phenol	ND		ug/l	5.0	--	1
2-Methylphenol	ND		ug/l	5.0	--	1
3-Methylphenol/4-Methylphenol	ND		ug/l	5.0	--	1
2,4,5-Trichlorophenol	ND		ug/l	5.0	--	1
Benzoic Acid	ND		ug/l	50	--	1
Benzyl Alcohol	ND		ug/l	2.0	--	1
Carbazole	ND		ug/l	2.0	--	1
Pyridine	ND		ug/l	3.5	--	1

Surrogate	% Recovery	Qualifier	Acceptance Criteria
2-Fluorophenol	38		21-120
Phenol-d6	35		10-120
Nitrobenzene-d5	66		23-120
2-Fluorobiphenyl	75		15-120
2,4,6-Tribromophenol	50		10-120
4-Terphenyl-d14	83		41-149

Project Name: TROY MILLS LANDFILL SUPERFUND **Lab Number:** L2263406

Project Number: 04.0190987.33 **Report Date:** 12/05/22

SAMPLE RESULTS

Lab ID: L2263406-03
Client ID: TRY_MW-501D
Sample Location: TROY, NH

Date Collected: 11/08/22 11:50
Date Received: 11/10/22
Field Prep: Not Specified

Sample Depth:
Matrix: Water
Analytical Method: 1,8270E-SIM
Analytical Date: 11/15/22 18:21
Analyst: DMB

Extraction Method: EPA 3510C
Extraction Date: 11/14/22 09:59

Parameter	Result	Qualifier	Units	RL	MDL	Dilution Factor
1,4 Dioxane by 8270E-SIM - Mansfield Lab						
1,4-Dioxane	0.892		ug/l	0.134	--	1

Surrogate	% Recovery	Qualifier	Acceptance Criteria
1,4-Dioxane-d8	52		15-110

Project Name: TROY MILLS LANDFILL SUPERFUND **Lab Number:** L2263406

Project Number: 04.0190987.33 **Report Date:** 12/05/22

SAMPLE RESULTS

Lab ID: L2263406-03
Client ID: TRY_MW-501D
Sample Location: TROY, NH

Date Collected: 11/08/22 11:50
Date Received: 11/10/22
Field Prep: Not Specified

Sample Depth:
Matrix: Water
Analytical Method: 1,8270E-SIM
Analytical Date: 11/19/22 18:44
Analyst: AH

Extraction Method: EPA 3510C
Extraction Date: 11/13/22 07:52

Parameter	Result	Qualifier	Units	RL	MDL	Dilution Factor
Semivolatile Organics by GC/MS-SIM - Westborough Lab						
Acenaphthene	ND		ug/l	0.10	--	1
2-Chloronaphthalene	ND		ug/l	0.20	--	1
Fluoranthene	ND		ug/l	0.10	--	1
Hexachlorobutadiene	ND		ug/l	0.50	--	1
Naphthalene	ND		ug/l	0.10	--	1
Benzo(a)anthracene	ND		ug/l	0.10	--	1
Benzo(a)pyrene	ND		ug/l	0.10	--	1
Benzo(b)fluoranthene	ND		ug/l	0.10	--	1
Benzo(k)fluoranthene	ND		ug/l	0.10	--	1
Chrysene	ND		ug/l	0.10	--	1
Acenaphthylene	ND		ug/l	0.10	--	1
Anthracene	ND		ug/l	0.10	--	1
Benzo(ghi)perylene	ND		ug/l	0.10	--	1
Fluorene	ND		ug/l	0.10	--	1
Phenanthrene	ND		ug/l	0.10	--	1
Dibenzo(a,h)anthracene	ND		ug/l	0.10	--	1
Indeno(1,2,3-cd)pyrene	ND		ug/l	0.10	--	1
Pyrene	ND		ug/l	0.10	--	1
1-Methylnaphthalene	ND		ug/l	0.10	--	1
2-Methylnaphthalene	ND		ug/l	0.10	--	1
Pentachlorophenol	ND		ug/l	0.80	--	1
Hexachlorobenzene	ND		ug/l	0.80	--	1
Hexachloroethane	ND		ug/l	0.80	--	1

Project Name: TROY MILLS LANDFILL SUPERFUND **Lab Number:** L2263406

Project Number: 04.0190987.33 **Report Date:** 12/05/22

SAMPLE RESULTS

Lab ID:	L2263406-03	Date Collected:	11/08/22 11:50
Client ID:	TRY_MW-501D	Date Received:	11/10/22
Sample Location:	TROY, NH	Field Prep:	Not Specified

Sample Depth:

Parameter	Result	Qualifier	Units	RL	MDL	Dilution Factor

Semivolatile Organics by GC/MS-SIM - Westborough Lab

Surrogate	% Recovery	Qualifier	Acceptance Criteria
2-Fluorophenol	48		21-120
Phenol-d6	47		10-120
Nitrobenzene-d5	**134**	Q	23-120
2-Fluorobiphenyl	82		15-120
2,4,6-Tribromophenol	68		10-120
4-Terphenyl-d14	79		41-149

Project Name: TROY MILLS LANDFILL SUPERFUND **Lab Number:** L2263406

Project Number: 04.0190987.33 **Report Date:** 12/05/22

SAMPLE RESULTS

Lab ID: L2263406-04
Client ID: TRY_MW-601S
Sample Location: TROY, NH

Date Collected: 11/08/22 14:00
Date Received: 11/10/22
Field Prep: Not Specified

Sample Depth:
Matrix: Water
Analytical Method: 1,8270E
Analytical Date: 11/15/22 20:59
Analyst: EK

Extraction Method: EPA 3510C
Extraction Date: 11/13/22 07:53

Parameter	Result	Qualifier	Units	RL	MDL	Dilution Factor
Semivolatile Organics by GC/MS - Westborough Lab						
Benzidine	ND		ug/l	20	--	1
1,2,4-Trichlorobenzene	ND		ug/l	5.0	--	1
Bis(2-chloroethyl)ether	ND		ug/l	2.0	--	1
1,2-Dichlorobenzene	ND		ug/l	2.0	--	1
1,3-Dichlorobenzene	ND		ug/l	2.0	--	1
1,4-Dichlorobenzene	ND		ug/l	2.0	--	1
3,3'-Dichlorobenzidine	ND		ug/l	5.0	--	1
2,4-Dinitrotoluene	ND		ug/l	5.0	--	1
2,6-Dinitrotoluene	ND		ug/l	5.0	--	1
Azobenzene	ND		ug/l	2.0	--	1
4-Chlorophenyl phenyl ether	ND		ug/l	2.0	--	1
4-Bromophenyl phenyl ether	ND		ug/l	2.0	--	1
Bis(2-chloroisopropyl)ether	ND		ug/l	2.0	--	1
Bis(2-chloroethoxy)methane	ND		ug/l	5.0	--	1
Hexachlorocyclopentadiene	ND		ug/l	20	--	1
Isophorone	ND		ug/l	5.0	--	1
Nitrobenzene	ND		ug/l	2.0	--	1
NDPA/DPA	ND		ug/l	2.0	--	1
n-Nitrosodi-n-propylamine	ND		ug/l	5.0	--	1
Bis(2-ethylhexyl)phthalate	ND		ug/l	3.0	--	1
Butyl benzyl phthalate	ND		ug/l	5.0	--	1
Di-n-butylphthalate	ND		ug/l	5.0	--	1
Di-n-octylphthalate	ND		ug/l	5.0	--	1
Diethyl phthalate	ND		ug/l	5.0	--	1
Dimethyl phthalate	ND		ug/l	5.0	--	1
Biphenyl	ND		ug/l	2.0	--	1
Aniline	ND		ug/l	2.0	--	1
4-Chloroaniline	ND		ug/l	5.0	--	1

Project Name: TROY MILLS LANDFILL SUPERFUND **Lab Number:** L2263406

Project Number: 04.0190987.33 **Report Date:** 12/05/22

SAMPLE RESULTS

Lab ID: L2263406-04 Date Collected: 11/08/22 14:00

Client ID: TRY_MW-601S Date Received: 11/10/22

Sample Location: TROY, NH Field Prep: Not Specified

Sample Depth:

Parameter	Result	Qualifier	Units	RL	MDL	Dilution Factor
Semivolatile Organics by GC/MS - Westborough Lab						
2-Nitroaniline	ND		ug/l	5.0	--	1
3-Nitroaniline	ND		ug/l	5.0	--	1
4-Nitroaniline	ND		ug/l	5.0	--	1
Dibenzofuran	ND		ug/l	2.0	--	1
n-Nitrosodimethylamine	ND		ug/l	2.0	--	1
2,4,6-Trichlorophenol	ND		ug/l	5.0	--	1
p-Chloro-m-cresol	ND		ug/l	2.0	--	1
2-Chlorophenol	ND		ug/l	2.0	--	1
2,4-Dichlorophenol	ND		ug/l	5.0	--	1
2,4-Dimethylphenol	ND		ug/l	5.0	--	1
2-Nitrophenol	ND		ug/l	10	--	1
4-Nitrophenol	ND		ug/l	10	--	1
2,4-Dinitrophenol	ND		ug/l	20	--	1
4,6-Dinitro-o-cresol	ND		ug/l	10	--	1
Phenol	ND		ug/l	5.0	--	1
2-Methylphenol	ND		ug/l	5.0	--	1
3-Methylphenol/4-Methylphenol	ND		ug/l	5.0	--	1
2,4,5-Trichlorophenol	ND		ug/l	5.0	--	1
Benzoic Acid	ND		ug/l	50	--	1
Benzyl Alcohol	ND		ug/l	2.0	--	1
Carbazole	ND		ug/l	2.0	--	1
Pyridine	ND		ug/l	3.5	--	1

Surrogate	% Recovery	Qualifier	Acceptance Criteria
2-Fluorophenol	25		21-120
Phenol-d6	23		10-120
Nitrobenzene-d5	39		23-120
2-Fluorobiphenyl	44		15-120
2,4,6-Tribromophenol	35		10-120
4-Terphenyl-d14	52		41-149

Project Name: TROY MILLS LANDFILL SUPERFUND **Lab Number:** L2263406

Project Number: 04.0190987.33 **Report Date:** 12/05/22

SAMPLE RESULTS

Lab ID: L2263406-04
Client ID: TRY_MW-601S
Sample Location: TROY, NH

Date Collected: 11/08/22 14:00
Date Received: 11/10/22
Field Prep: Not Specified

Sample Depth:
Matrix: Water
Analytical Method: 1,8270E-SIM
Analytical Date: 11/15/22 18:45
Analyst: DMB

Extraction Method: EPA 3510C
Extraction Date: 11/14/22 09:59

Parameter	Result	Qualifier	Units	RL	MDL	Dilution Factor
1,4 Dioxane by 8270E-SIM - Mansfield Lab						
1,4-Dioxane	ND		ug/l	0.150	--	1

Surrogate	% Recovery	Qualifier	Acceptance Criteria
1,4-Dioxane-d8	56		15-110

Project Name: TROY MILLS LANDFILL SUPERFUND **Lab Number:** L2263406

Project Number: 04.0190987.33 **Report Date:** 12/05/22

SAMPLE RESULTS

Lab ID: L2263406-04
Client ID: TRY_MW-601S
Sample Location: TROY, NH

Date Collected: 11/08/22 14:00
Date Received: 11/10/22
Field Prep: Not Specified

Sample Depth:
Matrix: Water
Analytical Method: 1,8270E-SIM
Analytical Date: 11/19/22 19:01
Analyst: AH

Extraction Method: EPA 3510C
Extraction Date: 11/13/22 07:52

Parameter	Result	Qualifier	Units	RL	MDL	Dilution Factor
Semivolatile Organics by GC/MS-SIM - Westborough Lab						
Acenaphthene	ND		ug/l	0.10	--	1
2-Chloronaphthalene	ND		ug/l	0.20	--	1
Fluoranthene	ND		ug/l	0.10	--	1
Hexachlorobutadiene	ND		ug/l	0.50	--	1
Naphthalene	ND		ug/l	0.10	--	1
Benzo(a)anthracene	ND		ug/l	0.10	--	1
Benzo(a)pyrene	ND		ug/l	0.10	--	1
Benzo(b)fluoranthene	ND		ug/l	0.10	--	1
Benzo(k)fluoranthene	ND		ug/l	0.10	--	1
Chrysene	ND		ug/l	0.10	--	1
Acenaphthylene	ND		ug/l	0.10	--	1
Anthracene	ND		ug/l	0.10	--	1
Benzo(ghi)perylene	ND		ug/l	0.10	--	1
Fluorene	ND		ug/l	0.10	--	1
Phenanthrene	ND		ug/l	0.10	--	1
Dibenzo(a,h)anthracene	ND		ug/l	0.10	--	1
Indeno(1,2,3-cd)pyrene	ND		ug/l	0.10	--	1
Pyrene	ND		ug/l	0.10	--	1
1-Methylnaphthalene	ND		ug/l	0.10	--	1
2-Methylnaphthalene	ND		ug/l	0.10	--	1
Pentachlorophenol	ND		ug/l	0.80	--	1
Hexachlorobenzene	ND		ug/l	0.80	--	1
Hexachloroethane	ND		ug/l	0.80	--	1

Project Name: TROY MILLS LANDFILL SUPERFUND **Lab Number:** L2263406

Project Number: 04.0190987.33 **Report Date:** 12/05/22

SAMPLE RESULTS

Lab ID: L2263406-04 Date Collected: 11/08/22 14:00

Client ID: TRY_MW-601S Date Received: 11/10/22

Sample Location: TROY, NH Field Prep: Not Specified

Sample Depth:

Parameter	Result	Qualifier	Units	RL	MDL	Dilution Factor

Semivolatile Organics by GC/MS-SIM - Westborough Lab

Surrogate	% Recovery	Qualifier	Acceptance Criteria
2-Fluorophenol	58		21-120
Phenol-d6	55		10-120
Nitrobenzene-d5	**133**	Q	23-120
2-Fluorobiphenyl	81		15-120
2,4,6-Tribromophenol	78		10-120
4-Terphenyl-d14	79		41-149

Project Name: TROY MILLS LANDFILL SUPERFUND **Lab Number:** L2263406

Project Number: 04.0190987.33 **Report Date:** 12/05/22

SAMPLE RESULTS

Lab ID: L2263406-05
Client ID: TRY_MW-601D
Sample Location: TROY, NH

Date Collected: 11/08/22 12:00
Date Received: 11/10/22
Field Prep: Not Specified

Sample Depth:
Matrix: Water
Analytical Method: 1,8270E
Analytical Date: 11/15/22 21:25
Analyst: EK

Extraction Method: EPA 3510C
Extraction Date: 11/13/22 07:53

Parameter	Result	Qualifier	Units	RL	MDL	Dilution Factor
Semivolatile Organics by GC/MS - Westborough Lab						
Benzidine	ND		ug/l	20	--	1
1,2,4-Trichlorobenzene	ND		ug/l	5.0	--	1
Bis(2-chloroethyl)ether	ND		ug/l	2.0	--	1
1,2-Dichlorobenzene	ND		ug/l	2.0	--	1
1,3-Dichlorobenzene	ND		ug/l	2.0	--	1
1,4-Dichlorobenzene	ND		ug/l	2.0	--	1
3,3'-Dichlorobenzidine	ND		ug/l	5.0	--	1
2,4-Dinitrotoluene	ND		ug/l	5.0	--	1
2,6-Dinitrotoluene	ND		ug/l	5.0	--	1
Azobenzene	ND		ug/l	2.0	--	1
4-Chlorophenyl phenyl ether	ND		ug/l	2.0	--	1
4-Bromophenyl phenyl ether	ND		ug/l	2.0	--	1
Bis(2-chloroisopropyl)ether	ND		ug/l	2.0	--	1
Bis(2-chloroethoxy)methane	ND		ug/l	5.0	--	1
Hexachlorocyclopentadiene	ND		ug/l	20	--	1
Isophorone	ND		ug/l	5.0	--	1
Nitrobenzene	ND		ug/l	2.0	--	1
NDPA/DPA	ND		ug/l	2.0	--	1
n-Nitrosodi-n-propylamine	ND		ug/l	5.0	--	1
Bis(2-ethylhexyl)phthalate	ND		ug/l	3.0	--	1
Butyl benzyl phthalate	ND		ug/l	5.0	--	1
Di-n-butylphthalate	ND		ug/l	5.0	--	1
Di-n-octylphthalate	ND		ug/l	5.0	--	1
Diethyl phthalate	ND		ug/l	5.0	--	1
Dimethyl phthalate	ND		ug/l	5.0	--	1
Biphenyl	ND		ug/l	2.0	--	1
Aniline	ND		ug/l	2.0	--	1
4-Chloroaniline	ND		ug/l	5.0	--	1

Project Name: TROY MILLS LANDFILL SUPERFUND **Lab Number:** L2263406

Project Number: 04.0190987.33 **Report Date:** 12/05/22

SAMPLE RESULTS

Lab ID: L2263406-05 Date Collected: 11/08/22 12:00

Client ID: TRY_MW-601D Date Received: 11/10/22

Sample Location: TROY, NH Field Prep: Not Specified

Sample Depth:

Parameter	Result	Qualifier	Units	RL	MDL	Dilution Factor
Semivolatile Organics by GC/MS - Westborough Lab						
2-Nitroaniline	ND		ug/l	5.0	--	1
3-Nitroaniline	ND		ug/l	5.0	--	1
4-Nitroaniline	ND		ug/l	5.0	--	1
Dibenzofuran	ND		ug/l	2.0	--	1
n-Nitrosodimethylamine	ND		ug/l	2.0	--	1
2,4,6-Trichlorophenol	ND		ug/l	5.0	--	1
p-Chloro-m-cresol	ND		ug/l	2.0	--	1
2-Chlorophenol	ND		ug/l	2.0	--	1
2,4-Dichlorophenol	ND		ug/l	5.0	--	1
2,4-Dimethylphenol	ND		ug/l	5.0	--	1
2-Nitrophenol	ND		ug/l	10	--	1
4-Nitrophenol	ND		ug/l	10	--	1
2,4-Dinitrophenol	ND		ug/l	20	--	1
4,6-Dinitro-o-cresol	ND		ug/l	10	--	1
Phenol	ND		ug/l	5.0	--	1
2-Methylphenol	ND		ug/l	5.0	--	1
3-Methylphenol/4-Methylphenol	ND		ug/l	5.0	--	1
2,4,5-Trichlorophenol	ND		ug/l	5.0	--	1
Benzoic Acid	ND		ug/l	50	--	1
Benzyl Alcohol	ND		ug/l	2.0	--	1
Carbazole	ND		ug/l	2.0	--	1
Pyridine	ND		ug/l	3.5	--	1

Surrogate	% Recovery	Qualifier	Acceptance Criteria
2-Fluorophenol	37		21-120
Phenol-d6	32		10-120
Nitrobenzene-d5	58		23-120
2-Fluorobiphenyl	66		15-120
2,4,6-Tribromophenol	58		10-120
4-Terphenyl-d14	71		41-149

Project Name: TROY MILLS LANDFILL SUPERFUND **Lab Number:** L2263406

Project Number: 04.0190987.33 **Report Date:** 12/05/22

SAMPLE RESULTS

Lab ID: L2263406-05
Client ID: TRY_MW-601D
Sample Location: TROY, NH

Date Collected: 11/08/22 12:00
Date Received: 11/10/22
Field Prep: Not Specified

Sample Depth:
Matrix: Water
Analytical Method: 1,8270E-SIM
Analytical Date: 11/15/22 19:09
Analyst: DMB

Extraction Method: EPA 3510C
Extraction Date: 11/14/22 09:59

Parameter	Result	Qualifier	Units	RL	MDL	Dilution Factor
1,4 Dioxane by 8270E-SIM - Mansfield Lab						
1,4-Dioxane	0.183		ug/l	0.139	--	1

Surrogate	% Recovery	Qualifier	Acceptance Criteria
1,4-Dioxane-d8	50		15-110

Project Name: TROY MILLS LANDFILL SUPERFUND **Lab Number:** L2263406

Project Number: 04.0190987.33 **Report Date:** 12/05/22

SAMPLE RESULTS

Lab ID: L2263406-05
Client ID: TRY_MW-601D
Sample Location: TROY, NH

Date Collected: 11/08/22 12:00
Date Received: 11/10/22
Field Prep: Not Specified

Sample Depth:
Matrix: Water
Analytical Method: 1,8270E-SIM
Analytical Date: 11/19/22 19:18
Analyst: AH

Extraction Method: EPA 3510C
Extraction Date: 11/13/22 07:52

Parameter	Result	Qualifier	Units	RL	MDL	Dilution Factor
Semivolatile Organics by GC/MS-SIM - Westborough Lab						
Acenaphthene	ND		ug/l	0.10	--	1
2-Chloronaphthalene	ND		ug/l	0.20	--	1
Fluoranthene	ND		ug/l	0.10	--	1
Hexachlorobutadiene	ND		ug/l	0.50	--	1
Naphthalene	0.23		ug/l	0.10	--	1
Benzo(a)anthracene	ND		ug/l	0.10	--	1
Benzo(a)pyrene	ND		ug/l	0.10	--	1
Benzo(b)fluoranthene	ND		ug/l	0.10	--	1
Benzo(k)fluoranthene	ND		ug/l	0.10	--	1
Chrysene	ND		ug/l	0.10	--	1
Acenaphthylene	ND		ug/l	0.10	--	1
Anthracene	ND		ug/l	0.10	--	1
Benzo(ghi)perylene	ND		ug/l	0.10	--	1
Fluorene	ND		ug/l	0.10	--	1
Phenanthrene	ND		ug/l	0.10	--	1
Dibenzo(a,h)anthracene	ND		ug/l	0.10	--	1
Indeno(1,2,3-cd)pyrene	ND		ug/l	0.10	--	1
Pyrene	ND		ug/l	0.10	--	1
1-Methylnaphthalene	ND		ug/l	0.10	--	1
2-Methylnaphthalene	ND		ug/l	0.10	--	1
Pentachlorophenol	ND		ug/l	0.80	--	1
Hexachlorobenzene	ND		ug/l	0.80	--	1
Hexachloroethane	ND		ug/l	0.80	--	1

Project Name: TROY MILLS LANDFILL SUPERFUND **Lab Number:** L2263406

Project Number: 04.0190987.33 **Report Date:** 12/05/22

SAMPLE RESULTS

Lab ID: L2263406-05 Date Collected: 11/08/22 12:00

Client ID: TRY_MW-601D Date Received: 11/10/22

Sample Location: TROY, NH Field Prep: Not Specified

Sample Depth:

Parameter	Result	Qualifier	Units	RL	MDL	Dilution Factor
Semivolatile Organics by GC/MS-SIM - Westborough Lab						

Surrogate	% Recovery	Qualifier	Acceptance Criteria
2-Fluorophenol	46		21-120
Phenol-d6	44		10-120
Nitrobenzene-d5	115		23-120
2-Fluorobiphenyl	69		15-120
2,4,6-Tribromophenol	75		10-120
4-Terphenyl-d14	64		41-149

Project Name: TROY MILLS LANDFILL SUPERFUND
Project Number: 04.0190987.33

Lab Number: L2263406
Report Date: 12/05/22

Method Blank Analysis
Batch Quality Control

Analytical Method: 1,8270E-SIM
Analytical Date: 11/14/22 11:11
Analyst: JJW

Extraction Method: EPA 3510C
Extraction Date: 11/13/22 01:47

Parameter	Result	Qualifier	Units	RL	MDL
Semivolatile Organics by GC/MS-SIM - Westborough Lab for sample(s): 02-05 Batch: WG1711599-1					
Acenaphthene	ND		ug/l	0.10	--
2-Chloronaphthalene	ND		ug/l	0.20	--
Fluoranthene	ND		ug/l	0.10	--
Hexachlorobutadiene	ND		ug/l	0.50	--
Naphthalene	ND		ug/l	0.10	--
Benzo(a)anthracene	ND		ug/l	0.10	--
Benzo(a)pyrene	ND		ug/l	0.10	--
Benzo(b)fluoranthene	ND		ug/l	0.10	--
Benzo(k)fluoranthene	ND		ug/l	0.10	--
Chrysene	ND		ug/l	0.10	--
Acenaphthylene	ND		ug/l	0.10	--
Anthracene	ND		ug/l	0.10	--
Benzo(ghi)perylene	ND		ug/l	0.10	--
Fluorene	ND		ug/l	0.10	--
Phenanthrene	ND		ug/l	0.10	--
Dibenzo(a,h)anthracene	ND		ug/l	0.10	--
Indeno(1,2,3-cd)pyrene	ND		ug/l	0.10	--
Pyrene	ND		ug/l	0.10	--
1-Methylnaphthalene	ND		ug/l	0.10	--
2-Methylnaphthalene	ND		ug/l	0.10	--
Pentachlorophenol	ND		ug/l	0.80	--
Hexachlorobenzene	ND		ug/l	0.80	--
Hexachloroethane	ND		ug/l	0.80	--

Project Name: TROY MILLS LANDFILL SUPERFUND
Project Number: 04.0190987.33

Lab Number: L2263406
Report Date: 12/05/22

Method Blank Analysis
Batch Quality Control

Analytical Method: 1,8270E-SIM
Analytical Date: 11/14/22 11:11
Analyst: JJW

Extraction Method: EPA 3510C
Extraction Date: 11/13/22 01:47

Parameter	Result	Qualifier	Units	RL	MDL
Semivolatile Organics by GC/MS-SIM - Westborough Lab for sample(s): 02-05 Batch: WG1711599-1					

Surrogate	%Recovery	Qualifier	Acceptance Criteria
2-Fluorophenol	63		21-120
Phenol-d6	51		10-120
Nitrobenzene-d5	76		23-120
2-Fluorobiphenyl	75		15-120
2,4,6-Tribromophenol	81		10-120
4-Terphenyl-d14	86		41-149

Project Name: TROY MILLS LANDFILL SUPERFUND **Lab Number:** L2263406

Project Number: 04.0190987.33 **Report Date:** 12/05/22

Method Blank Analysis
Batch Quality Control

Analytical Method: 1,8270E
Analytical Date: 11/14/22 22:09
Analyst: SZ

Extraction Method: EPA 3510C
Extraction Date: 11/13/22 01:46

Parameter	Result	Qualifier	Units	RL	MDL
Semivolatile Organics by GC/MS - Westborough Lab for sample(s): 02-05 Batch: WG1711600-1					
Acenaphthene	ND		ug/l	2.0	--
Benzidine	ND		ug/l	20	--
1,2,4-Trichlorobenzene	ND		ug/l	5.0	--
Hexachlorobenzene	ND		ug/l	2.0	--
Bis(2-chloroethyl)ether	ND		ug/l	2.0	--
2-Chloronaphthalene	ND		ug/l	2.0	--
1,2-Dichlorobenzene	ND		ug/l	2.0	--
1,3-Dichlorobenzene	ND		ug/l	2.0	--
1,4-Dichlorobenzene	ND		ug/l	2.0	--
3,3'-Dichlorobenzidine	ND		ug/l	5.0	--
2,4-Dinitrotoluene	ND		ug/l	5.0	--
2,6-Dinitrotoluene	ND		ug/l	5.0	--
Azobenzene	ND		ug/l	2.0	--
Fluoranthene	ND		ug/l	2.0	--
4-Chlorophenyl phenyl ether	ND		ug/l	2.0	--
4-Bromophenyl phenyl ether	ND		ug/l	2.0	--
Bis(2-chloroisopropyl)ether	ND		ug/l	2.0	--
Bis(2-chloroethoxy)methane	ND		ug/l	5.0	--
Hexachlorobutadiene	ND		ug/l	2.0	--
Hexachlorocyclopentadiene	ND		ug/l	20	--
Hexachloroethane	ND		ug/l	2.0	--
Isophorone	ND		ug/l	5.0	--
Naphthalene	ND		ug/l	2.0	--
Nitrobenzene	ND		ug/l	2.0	--
NDPA/DPA	ND		ug/l	2.0	--
n-Nitrosodi-n-propylamine	ND		ug/l	5.0	--
Bis(2-ethylhexyl)phthalate	ND		ug/l	3.0	--
Butyl benzyl phthalate	ND		ug/l	5.0	--
Di-n-butylphthalate	ND		ug/l	5.0	--

Project Name: TROY MILLS LANDFILL SUPERFUND **Lab Number:** L2263406

Project Number: 04.0190987.33 **Report Date:** 12/05/22

Method Blank Analysis
Batch Quality Control

Analytical Method: 1,8270E
Analytical Date: 11/14/22 22:09
Analyst: SZ

Extraction Method: EPA 3510C
Extraction Date: 11/13/22 01:46

Parameter	Result	Qualifier	Units	RL	MDL
Semivolatile Organics by GC/MS - Westborough Lab for sample(s): 02-05 Batch: WG1711600-1					
Di-n-octylphthalate	ND		ug/l	5.0	--
Diethyl phthalate	ND		ug/l	5.0	--
Dimethyl phthalate	ND		ug/l	5.0	--
Benzo(a)anthracene	ND		ug/l	2.0	--
Benzo(a)pyrene	ND		ug/l	2.0	--
Benzo(b)fluoranthene	ND		ug/l	2.0	--
Benzo(k)fluoranthene	ND		ug/l	2.0	--
Chrysene	ND		ug/l	2.0	--
Acenaphthylene	ND		ug/l	2.0	--
Anthracene	ND		ug/l	2.0	--
Benzo(ghi)perylene	ND		ug/l	2.0	--
Fluorene	ND		ug/l	2.0	--
Phenanthrene	ND		ug/l	2.0	--
Dibenzo(a,h)anthracene	ND		ug/l	2.0	--
Indeno(1,2,3-cd)pyrene	ND		ug/l	2.0	--
Pyrene	ND		ug/l	2.0	--
Biphenyl	ND		ug/l	2.0	--
Aniline	ND		ug/l	2.0	--
4-Chloroaniline	ND		ug/l	5.0	--
1-Methylnaphthalene	ND		ug/l	2.0	--
2-Nitroaniline	ND		ug/l	5.0	--
3-Nitroaniline	ND		ug/l	5.0	--
4-Nitroaniline	ND		ug/l	5.0	--
Dibenzofuran	ND		ug/l	2.0	--
2-Methylnaphthalene	ND		ug/l	2.0	--
n-Nitrosodimethylamine	ND		ug/l	2.0	--
2,4,6-Trichlorophenol	ND		ug/l	5.0	--
p-Chloro-m-cresol	ND		ug/l	2.0	--
2-Chlorophenol	ND		ug/l	2.0	--

Project Name: TROY MILLS LANDFILL SUPERFUND
Project Number: 04.0190987.33
Lab Number: L2263406
Report Date: 12/05/22

Method Blank Analysis
Batch Quality Control

Analytical Method: 1,8270E
Analytical Date: 11/14/22 22:09
Analyst: SZ

Extraction Method: EPA 3510C
Extraction Date: 11/13/22 01:46

Parameter	Result	Qualifier	Units	RL	MDL
Semivolatile Organics by GC/MS - Westborough Lab for sample(s): 02-05 Batch: WG1711600-1					
2,4-Dichlorophenol	ND		ug/l	5.0	--
2,4-Dimethylphenol	ND		ug/l	5.0	--
2-Nitrophenol	ND		ug/l	10	--
4-Nitrophenol	ND		ug/l	10	--
2,4-Dinitrophenol	ND		ug/l	20	--
4,6-Dinitro-o-cresol	ND		ug/l	10	--
Pentachlorophenol	ND		ug/l	10	--
Phenol	ND		ug/l	5.0	--
2-Methylphenol	ND		ug/l	5.0	--
3-Methylphenol/4-Methylphenol	ND		ug/l	5.0	--
2,4,5-Trichlorophenol	ND		ug/l	5.0	--
Benzoic Acid	ND		ug/l	50	--
Benzyl Alcohol	ND		ug/l	2.0	--
Carbazole	ND		ug/l	2.0	--
Pyridine	ND		ug/l	3.5	--

Surrogate	%Recovery	Qualifier	Acceptance Criteria
2-Fluorophenol	59		21-120
Phenol-d6	47		10-120
Nitrobenzene-d5	81		23-120
2-Fluorobiphenyl	65		15-120
2,4,6-Tribromophenol	61		10-120
4-Terphenyl-d14	58		41-149

Project Name: TROY MILLS LANDFILL SUPERFUND
Project Number: 04.0190987.33
Lab Number: L2263406
Report Date: 12/05/22

Method Blank Analysis
Batch Quality Control

Analytical Method: 1,8270E-SIM
Analytical Date: 11/15/22 11:55
Analyst: DMB

Extraction Method: EPA 3510C
Extraction Date: 11/14/22 09:57

Parameter	Result	Qualifier	Units	RL	MDL
1,4 Dioxane by 8270E-SIM - Mansfield Lab for sample(s): 02-05 Batch: WG1711884-1					
1,4-Dioxane	ND		ug/l	0.150	--

Surrogate	%Recovery	Qualifier	Acceptance Criteria
1,4-Dioxane-d8	45		15-110

Lab Control Sample Analysis
Batch Quality Control

Project Name: TROY MILLS LANDFILL SUPERFUND
Project Number: 04.0190987.33
Lab Number: L2263406
Report Date: 12/05/22

Parameter	LCS %Recovery	Qual	LCSD %Recovery	Qual	%Recovery Limits	RPD	Qual	RPD Limits
Semivolatile Organics by GC/MS-SIM - Westborough Lab Associated sample(s): 02-05 Batch: WG1711599-2 WG1711599-3								
Acenaphthene	72		68		40-140	6		40
2-Chloronaphthalene	70		66		40-140	6		40
Fluoranthene	77		74		40-140	4		40
Hexachlorobutadiene	64		60		40-140	6		40
Naphthalene	71		68		40-140	4		40
Benzo(a)anthracene	76		72		40-140	5		40
Benzo(a)pyrene	81		79		40-140	3		40
Benzo(b)fluoranthene	83		82		40-140	1		40
Benzo(k)fluoranthene	84		79		40-140	6		40
Chrysene	73		73		40-140	0		40
Acenaphthylene	74		70		40-140	6		40
Anthracene	77		74		40-140	4		40
Benzo(ghi)perylene	77		78		40-140	1		40
Fluorene	75		70		40-140	7		40
Phenanthrene	72		71		40-140	1		40
Dibenzo(a,h)anthracene	84		85		40-140	1		40
Indeno(1,2,3-cd)pyrene	82		83		40-140	1		40
Pyrene	78		75		40-140	4		40
1-Methylnaphthalene	69		66		40-140	4		40
2-Methylnaphthalene	72		67		40-140	7		40
Pentachlorophenol	87		81		40-140	7		40
Hexachlorobenzene	73		71		40-140	3		40
Hexachloroethane	63		59		40-140	7		40

Lab Control Sample Analysis
Batch Quality Control

Project Name: TROY MILLS LANDFILL SUPERFUND
Project Number: 04.0190987.33
Lab Number: L2263406
Report Date: 12/05/22

Parameter	LCS %Recovery	Qual	LCSD %Recovery	Qual	%Recovery Limits	RPD	Qual	RPD Limits
Semivolatile Organics by GC/MS-SIM - Westborough Lab Associated sample(s): 02-05 Batch: WG1711599-2 WG1711599-3								

Surrogate	LCS %Recovery	Qual	LCSD %Recovery	Qual	Acceptance Criteria
2-Fluorophenol	60		50		21-120
Phenol-d6	52		48		10-120
Nitrobenzene-d5	76		72		23-120
2-Fluorobiphenyl	74		69		15-120
2,4,6-Tribromophenol	55		40		10-120
4-Terphenyl-d14	82		77		41-149

Lab Control Sample Analysis
Batch Quality Control

Project Name: TROY MILLS LANDFILL SUPERFUND
Project Number: 04.0190987.33
Lab Number: L2263406
Report Date: 12/05/22

Parameter	LCS %Recovery	Qual	LCSD %Recovery	Qual	%Recovery Limits	RPD	Qual	RPD Limits
Semivolatile Organics by GC/MS - Westborough Lab Associated sample(s): 02-05 Batch: WG1711600-2 WG1711600-3								
Acenaphthene	50		59		37-111	17		30
Benzidine	**7**	Q	**0**	Q	10-75	NC		30
1,2,4-Trichlorobenzene	50		58		39-98	15		30
Hexachlorobenzene	50		58		40-140	15		30
Bis(2-chloroethyl)ether	55		62		40-140	12		30
2-Chloronaphthalene	50		58		40-140	15		30
1,2-Dichlorobenzene	52		60		40-140	14		30
1,3-Dichlorobenzene	50		60		40-140	18		30
1,4-Dichlorobenzene	48		58		36-97	19		30
3,3'-Dichlorobenzidine	50		42		40-140	17		30
2,4-Dinitrotoluene	71		83		48-143	16		30
2,6-Dinitrotoluene	66		73		40-140	10		30
Azobenzene	56		65		40-140	15		30
Fluoranthene	48		56		40-140	15		30
4-Chlorophenyl phenyl ether	52		59		40-140	13		30
4-Bromophenyl phenyl ether	54		61		40-140	12		30
Bis(2-chloroisopropyl)ether	57		68		40-140	18		30
Bis(2-chloroethoxy)methane	59		68		40-140	14		30
Hexachlorobutadiene	44		51		40-140	15		30
Hexachlorocyclopentadiene	48		58		40-140	19		30
Hexachloroethane	48		56		40-140	15		30
Isophorone	56		62		40-140	10		30
Naphthalene	50		60		40-140	18		30

Lab Control Sample Analysis
Batch Quality Control

Project Name: TROY MILLS LANDFILL SUPERFUND
Project Number: 04.0190987.33
Lab Number: L2263406
Report Date: 12/05/22

Parameter	LCS %Recovery	Qual	LCSD %Recovery	Qual	%Recovery Limits	RPD	Qual	RPD Limits
Semivolatile Organics by GC/MS - Westborough Lab Associated sample(s): 02-05 Batch: WG1711600-2 WG1711600-3								
Nitrobenzene	64		74		40-140	14		30
NDPA/DPA	53		60		40-140	12		30
n-Nitrosodi-n-propylamine	57		66		29-132	15		30
Bis(2-ethylhexyl)phthalate	78		88		40-140	12		30
Butyl benzyl phthalate	60		74		40-140	21		30
Di-n-butylphthalate	58		66		40-140	13		30
Di-n-octylphthalate	73		85		40-140	15		30
Diethyl phthalate	58		64		40-140	10		30
Dimethyl phthalate	58		65		40-140	11		30
Benzo(a)anthracene	57		66		40-140	15		30
Benzo(a)pyrene	50		62		40-140	21		30
Benzo(b)fluoranthene	54		66		40-140	20		30
Benzo(k)fluoranthene	51		63		40-140	21		30
Chrysene	55		60		40-140	9		30
Acenaphthylene	52		60		45-123	14		30
Anthracene	52		56		40-140	7		30
Benzo(ghi)perylene	49		58		40-140	17		30
Fluorene	53		62		40-140	16		30
Phenanthrene	52		59		40-140	13		30
Dibenzo(a,h)anthracene	53		61		40-140	14		30
Indeno(1,2,3-cd)pyrene	52		61		40-140	16		30
Pyrene	49		57		26-127	15		30
Biphenyl	51		61		40-140	18		30

Lab Control Sample Analysis
Batch Quality Control

Project Name: TROY MILLS LANDFILL SUPERFUND
Project Number: 04.0190987.33
Lab Number: L2263406
Report Date: 12/05/22

Parameter	LCS %Recovery	Qual	LCSD %Recovery	Qual	%Recovery Limits	RPD	Qual	RPD Limits
Semivolatile Organics by GC/MS - Westborough Lab Associated sample(s): 02-05 Batch: WG1711600-2 WG1711600-3								
Aniline	**35**	Q	**24**	Q	40-140	**37**	Q	30
4-Chloroaniline	44		59		40-140	29		30
1-Methylnaphthalene	52		58		41-103	11		30
2-Nitroaniline	71		80		52-143	12		30
3-Nitroaniline	63		69		25-145	9		30
4-Nitroaniline	66		70		51-143	6		30
Dibenzofuran	51		62		40-140	19		30
2-Methylnaphthalene	51		60		40-140	16		30
n-Nitrosodimethylamine	43		54		22-74	23		30
2,4,6-Trichlorophenol	57		60		30-130	5		30
p-Chloro-m-cresol	54		60		23-97	11		30
2-Chlorophenol	53		61		27-123	14		30
2,4-Dichlorophenol	58		65		30-130	11		30
2,4-Dimethylphenol	55		33		30-130	**50**	Q	30
2-Nitrophenol	75		83		30-130	10		30
4-Nitrophenol	66		75		10-80	13		30
2,4-Dinitrophenol	85		98		20-130	14		30
4,6-Dinitro-o-cresol	90		106		20-164	16		30
Pentachlorophenol	52		58		9-103	11		30
Phenol	41		50		12-110	20		30
2-Methylphenol	53		58		30-130	9		30
3-Methylphenol/4-Methylphenol	57		65		30-130	13		30
2,4,5-Trichlorophenol	55		62		30-130	12		30

Lab Control Sample Analysis
Batch Quality Control

Project Name: TROY MILLS LANDFILL SUPERFUND
Project Number: 04.0190987.33

Lab Number: L2263406
Report Date: 12/05/22

Parameter	LCS %Recovery	Qual	LCSD %Recovery	Qual	%Recovery Limits	RPD	Qual	RPD Limits
Semivolatile Organics by GC/MS - Westborough Lab Associated sample(s): 02-05 Batch: WG1711600-2 WG1711600-3								
Benzoic Acid	54		78		10-164	**36**	Q	30
Benzyl Alcohol	57		65		26-116	13		30
Carbazole	**52**	Q	60		55-144	14		30
Pyridine	25		26		10-66	4		30

Surrogate	LCS %Recovery	Qual	LCSD %Recovery	Qual	Acceptance Criteria
2-Fluorophenol	46		54		21-120
Phenol-d6	39		48		10-120
Nitrobenzene-d5	60		73		23-120
2-Fluorobiphenyl	52		59		15-120
2,4,6-Tribromophenol	54		59		10-120
4-Terphenyl-d14	46		56		41-149

Lab Control Sample Analysis

Batch Quality Control

Project Name: TROY MILLS LANDFILL SUPERFUND

Project Number: 04.0190987.33

Lab Number: L2263406

Report Date: 12/05/22

Parameter	LCS %Recovery	Qual	LCSD %Recovery	Qual	%Recovery Limits	RPD	Qual	RPD Limits
1,4 Dioxane by 8270E-SIM - Mansfield Lab Associated sample(s): 02-05 Batch: WG1711884-2 WG1711884-3								
1,4-Dioxane	103		103		40-140	0		30

Surrogate	LCS %Recovery	Qual	LCSD %Recovery	Qual	Acceptance Criteria
1,4-Dioxane-d8	56		56		15-110

METALS

Project Name: TROY MILLS LANDFILL SUPERFUND **Lab Number:** L2263406

Project Number: 04.0190987.33 **Report Date:** 12/05/22

SAMPLE RESULTS

Lab ID: L2263406-02 Date Collected: 11/08/22 13:45

Client ID: TRY_MW-501X Date Received: 11/10/22

Sample Location: TROY, NH Field Prep: Refer to COC

Sample Depth:

Matrix: Water

Parameter	Result	Qualifier	Units	RL	MDL	Dilution Factor	Date Prepared	Date Analyzed	Prep Method	Analytical Method	Analyst
Dissolved Metals - Mansfield Lab											
Manganese, Dissolved	3.925		mg/l	0.00100	--	1	11/16/22 13:55	11/28/22 01:29	EPA 3005A	1,6020B	WKP

Project Name: TROY MILLS LANDFILL SUPERFUND
Lab Number: L2263406
Project Number: 04.0190987.33
Report Date: 12/05/22

SAMPLE RESULTS

Lab ID: L2263406-03
Client ID: TRY_MW-501D
Sample Location: TROY, NH

Date Collected: 11/08/22 11:50
Date Received: 11/10/22
Field Prep: Not Specified

Sample Depth:
Matrix: Water

Parameter	Result	Qualifier	Units	RL	MDL	Dilution Factor	Date Prepared	Date Analyzed	Prep Method	Analytical Method	Analyst
Total Metals - Mansfield Lab											
Manganese, Total	0.1208		mg/l	0.00100	--	1	11/17/22 08:53	12/04/22 16:51	EPA 3005A	1,6020B	SV

Project Name: TROY MILLS LANDFILL SUPERFUND
Lab Number: L2263406
Project Number: 04.0190987.33
Report Date: 12/05/22

SAMPLE RESULTS

Lab ID: L2263406-04
Client ID: TRY_MW-601S
Sample Location: TROY, NH
Date Collected: 11/08/22 14:00
Date Received: 11/10/22
Field Prep: Not Specified

Sample Depth:
Matrix: Water

Parameter	Result	Qualifier	Units	RL	MDL	Dilution Factor	Date Prepared	Date Analyzed	Prep Method	Analytical Method	Analyst
Total Metals - Mansfield Lab											
Manganese, Total	9.651		mg/l	0.00100	--	1	11/17/22 08:53	12/04/22 16:55	EPA 3005A	1,6020B	SV

Project Name: TROY MILLS LANDFILL SUPERFUND **Lab Number:** L2263406

Project Number: 04.0190987.33 **Report Date:** 12/05/22

SAMPLE RESULTS

Lab ID: L2263406-05 Date Collected: 11/08/22 12:00

Client ID: TRY_MW-601D Date Received: 11/10/22

Sample Location: TROY, NH Field Prep: Not Specified

Sample Depth:

Matrix: Water

Parameter	Result	Qualifier	Units	RL	MDL	Dilution Factor	Date Prepared	Date Analyzed	Prep Method	Analytical Method	Analyst
Total Metals - Mansfield Lab											
Manganese, Total	1.609		mg/l	0.00100	--	1	11/17/22 08:53	12/04/22 17:00	EPA 3005A	1,6020B	SV

Project Name: TROY MILLS LANDFILL SUPERFUND **Lab Number:** L2263406

Project Number: 04.0190987.33 **Report Date:** 12/05/22

Method Blank Analysis
Batch Quality Control

Parameter	Result	Qualifier	Units	RL	MDL	Dilution Factor	Date Prepared	Date Analyzed	Analytical Method	Analyst
Dissolved Metals - Mansfield Lab for sample(s): 02 Batch: WG1712203-1										
Manganese, Dissolved	ND		mg/l	0.00100	--	1	11/16/22 13:55	11/28/22 00:03	1,6020B	WKP

Prep Information

Digestion Method: EPA 3005A

Parameter	Result	Qualifier	Units	RL	MDL	Dilution Factor	Date Prepared	Date Analyzed	Analytical Method	Analyst
Total Metals - Mansfield Lab for sample(s): 03-05 Batch: WG1713039-1										
Manganese, Total	ND		mg/l	0.00100	--	1	11/17/22 08:53	11/20/22 21:13	1,6020B	WKP

Prep Information

Digestion Method: EPA 3005A

Lab Control Sample Analysis

Batch Quality Control

Project Name: TROY MILLS LANDFILL SUPERFUND

Project Number: 04.0190987.33

Lab Number: L2263406

Report Date: 12/05/22

Parameter	LCS %Recovery	Qual	LCSD %Recovery	Qual	%Recovery Limits	RPD	Qual	RPD Limits
Dissolved Metals - Mansfield Lab Associated sample(s): 02 Batch: WG1712203-2								
Manganese, Dissolved	97		-		80-120	-		
Total Metals - Mansfield Lab Associated sample(s): 03-05 Batch: WG1713039-2								
Manganese, Total	89		-		80-120	-		

Matrix Spike Analysis
Batch Quality Control

Project Name: TROY MILLS LANDFILL SUPERFUND
Project Number: 04.0190987.33

Lab Number: L2263406
Report Date: 12/05/22

Parameter	Native Sample	MS Added	MS Found	MS %Recovery	Qual	MSD Found	MSD %Recovery	Qual	Recovery Limits	RPD	Qual	RPD Limits
Dissolved Metals - Mansfield Lab Associated sample(s): 02 QC Batch ID: WG1712203-3 QC Sample: L2263293-18 Client ID: MS Sample												
Manganese, Dissolved	32.92	0.5	33.48	112		-	-		75-125	-		20
Total Metals - Mansfield Lab Associated sample(s): 03-05 QC Batch ID: WG1713039-3 QC Sample: L2264251-08 Client ID: MS Sample												
Manganese, Total	ND	0.5	0.4542	91		-	-		75-125	-		20

Lab Duplicate Analysis

Batch Quality Control

Project Name: TROY MILLS LANDFILL SUPERFUND

Project Number: 04.0190987.33

Lab Number: L2263406

Report Date: 12/05/22

Parameter	Native Sample	Duplicate Sample	Units	RPD	Qual	RPD Limits
Total Metals - Mansfield Lab Associated sample(s): 03-05 QC Batch ID: WG1713039-4 QC Sample: L2264251-08 Client ID: DUP Sample						
Manganese, Total	ND	ND	mg/l	NC		20

Project Name: TROY MILLS LANDFILL SUPERFUND
Project Number: 04.0190987.33

Lab Number: L2263406
Report Date: 12/05/22

Sample Receipt and Container Information

Were project specific reporting limits specified? YES

Cooler Information

Cooler	Custody Seal
A	Absent
B	Absent

Container Information

Container ID	Container Type	Cooler	Initial pH	Final pH	Temp deg C	Pres	Seal	Frozen Date/Time	Analysis(*)
L2263406-01A	Vial HCl preserved	B	NA		3.3	Y	Absent		8260-NH(14)
L2263406-01B	Vial HCl preserved	B	NA		3.3	Y	Absent		8260-NH(14)
L2263406-02A	Vial HCl preserved	B	NA		3.3	Y	Absent		8260-NH(14)
L2263406-02B	Vial HCl preserved	B	NA		3.3	Y	Absent		8260-NH(14)
L2263406-02C	Vial HCl preserved	B	NA		3.3	Y	Absent		8260-NH(14)
L2263406-02D	Plastic 250ml HNO3 preserved	B	<2	<2	3.3	Y	Absent		MN-6020S(180)
L2263406-02E	Amber 250ml unpreserved	B	7	7	3.3	Y	Absent		A2-14-DIOXANESIM-PPB(7)
L2263406-02F	Amber 250ml unpreserved	B	7	7	3.3	Y	Absent		A2-14-DIOXANESIM-PPB(7)
L2263406-02G	Amber 250ml unpreserved	B	7	7	3.3	Y	Absent		8270TCL-LVI(7),8270TCL-SIM-LVI(7)
L2263406-02H	Amber 250ml unpreserved	B	7	7	3.3	Y	Absent		8270TCL-LVI(7),8270TCL-SIM-LVI(7)
L2263406-03A	Vial HCl preserved	B	NA		3.3	Y	Absent		8260-NH(14)
L2263406-03B	Vial HCl preserved	B	NA		3.3	Y	Absent		8260-NH(14)
L2263406-03C	Vial HCl preserved	B	NA		3.3	Y	Absent		8260-NH(14)
L2263406-03D	Plastic 250ml HNO3 preserved	B	<2	<2	3.3	Y	Absent		MN-6020T(180)
L2263406-03E	Amber 250ml unpreserved	B	7	7	3.3	Y	Absent		A2-14-DIOXANESIM-PPB(7)
L2263406-03F	Amber 250ml unpreserved	B	7	7	3.3	Y	Absent		A2-14-DIOXANESIM-PPB(7)
L2263406-03G	Amber 250ml unpreserved	B	7	7	3.3	Y	Absent		8270TCL-LVI(7),8270TCL-SIM-LVI(7)
L2263406-03H	Amber 250ml unpreserved	B	7	7	3.3	Y	Absent		8270TCL-LVI(7),8270TCL-SIM-LVI(7)
L2263406-04A	Vial HCl preserved	B	NA		3.3	Y	Absent		8260-NH(14)
L2263406-04B	Vial HCl preserved	B	NA		3.3	Y	Absent		8260-NH(14)
L2263406-04C	Vial HCl preserved	B	NA		3.3	Y	Absent		8260-NH(14)
L2263406-04D	Plastic 250ml HNO3 preserved	B	<2	<2	3.3	Y	Absent		MN-6020T(180)

*Values in parentheses indicate holding time in days

Project Name: TROY MILLS LANDFILL SUPERFUND
Project Number: 04.0190987.33

Lab Number: L2263406
Report Date: 12/05/22

Container Information

Container ID	Container Type	Cooler	Initial pH	Final pH	Temp deg C	Pres	Seal	Frozen Date/Time	Analysis(*)
L2263406-04E	Amber 250ml unpreserved	B	7	7	3.3	Y	Absent		A2-14-DIOXANESIM-PPB(7)
L2263406-04F	Amber 250ml unpreserved	B	7	7	3.3	Y	Absent		A2-14-DIOXANESIM-PPB(7)
L2263406-04G	Amber 250ml unpreserved	B	7	7	3.3	Y	Absent		8270TCL-LVI(7),8270TCL-SIM-LVI(7)
L2263406-04H	Amber 250ml unpreserved	B	7	7	3.3	Y	Absent		8270TCL-LVI(7),8270TCL-SIM-LVI(7)
L2263406-05A	Vial HCl preserved	B	NA		3.3	Y	Absent		8260-NH(14)
L2263406-05B	Vial HCl preserved	B	NA		3.3	Y	Absent		8260-NH(14)
L2263406-05C	Vial HCl preserved	B	NA		3.3	Y	Absent		8260-NH(14)
L2263406-05D	Plastic 250ml HNO3 preserved	B	<2	<2	3.3	Y	Absent		MN-6020T(180)
L2263406-05E	Amber 250ml unpreserved	B	7	7	3.3	Y	Absent		A2-14-DIOXANESIM-PPB(7)
L2263406-05F	Amber 250ml unpreserved	B	7	7	3.3	Y	Absent		A2-14-DIOXANESIM-PPB(7)
L2263406-05G	Amber 250ml unpreserved	B	7	7	3.3	Y	Absent		8270TCL-LVI(7),8270TCL-SIM-LVI(7)
L2263406-05H	Amber 250ml unpreserved	B	7	7	3.3	Y	Absent		8270TCL-LVI(7),8270TCL-SIM-LVI(7)

*Values in parentheses indicate holding time in days

Project Name:	TROY MILLS LANDFILL SUPERFUND	**Lab Number:**	L2263406
Project Number:	04.0190987.33	**Report Date:**	12/05/22

GLOSSARY

Acronyms

DL	- Detection Limit: This value represents the level to which target analyte concentrations are reported as estimated values, when those target analyte concentrations are quantified below the limit of quantitation (LOQ). The DL includes any adjustments from dilutions, concentrations or moisture content, where applicable. (DoD report formats only.)
EDL	- Estimated Detection Limit: This value represents the level to which target analyte concentrations are reported as estimated values, when those target analyte concentrations are quantified below the reporting limit (RL). The EDL includes any adjustments from dilutions, concentrations or moisture content, where applicable. The use of EDLs is specific to the analysis of PAHs using Solid-Phase Microextraction (SPME).
EMPC	- Estimated Maximum Possible Concentration: The concentration that results from the signal present at the retention time of an analyte when the ions meet all of the identification criteria except the ion abundance ratio criteria. An EMPC is a worst-case estimate of the concentration.
EPA	- Environmental Protection Agency.
LCS	- Laboratory Control Sample: A sample matrix, free from the analytes of interest, spiked with verified known amounts of analytes or a material containing known and verified amounts of analytes.
LCSD	- Laboratory Control Sample Duplicate: Refer to LCS.
LFB	- Laboratory Fortified Blank: A sample matrix, free from the analytes of interest, spiked with verified known amounts of analytes or a material containing known and verified amounts of analytes.
LOD	- Limit of Detection: This value represents the level to which a target analyte can reliably be detected for a specific analyte in a specific matrix by a specific method. The LOD includes any adjustments from dilutions, concentrations or moisture content, where applicable. (DoD report formats only.)
LOQ	- Limit of Quantitation: The value at which an instrument can accurately measure an analyte at a specific concentration. The LOQ includes any adjustments from dilutions, concentrations or moisture content, where applicable. (DoD report formats only.) Limit of Quantitation: The value at which an instrument can accurately measure an analyte at a specific concentration. The LOQ includes any adjustments from dilutions, concentrations or moisture content, where applicable. (DoD report formats only.)
MDL	- Method Detection Limit: This value represents the level to which target analyte concentrations are reported as estimated values, when those target analyte concentrations are quantified below the reporting limit (RL). The MDL includes any adjustments from dilutions, concentrations or moisture content, where applicable.
MS	- Matrix Spike Sample: A sample prepared by adding a known mass of target analyte to a specified amount of matrix sample for which an independent estimate of target analyte concentration is available. For Method 332.0, the spike recovery is calculated using the native concentration, including estimated values.
MSD	- Matrix Spike Sample Duplicate: Refer to MS.
NA	- Not Applicable.
NC	- Not Calculated: Term is utilized when one or more of the results utilized in the calculation are non-detect at the parameter's reporting unit.
NDPA/DPA	- N-Nitrosodiphenylamine/Diphenylamine.
NI	- Not Ignitable.
NP	- Non-Plastic: Term is utilized for the analysis of Atterberg Limits in soil.
NR	- No Results: Term is utilized when 'No Target Compounds Requested' is reported for the analysis of Volatile or Semivolatile Organic TIC only requests.
RL	- Reporting Limit: The value at which an instrument can accurately measure an analyte at a specific concentration. The RL includes any adjustments from dilutions, concentrations or moisture content, where applicable.
RPD	- Relative Percent Difference: The results from matrix and/or matrix spike duplicates are primarily designed to assess the precision of analytical results in a given matrix and are expressed as relative percent difference (RPD). Values which are less than five times the reporting limit for any individual parameter are evaluated by utilizing the absolute difference between the values; although the RPD value will be provided in the report.
SRM	- Standard Reference Material: A reference sample of a known or certified value that is of the same or similar matrix as the associated field samples.
STLP	- Semi-dynamic Tank Leaching Procedure per EPA Method 1315.
TEF	- Toxic Equivalency Factors: The values assigned to each dioxin and furan to evaluate their toxicity relative to 2,3,7,8-TCDD.
TEQ	- Toxic Equivalent: The measure of a sample's toxicity derived by multiplying each dioxin and furan by its corresponding TEF and then summing the resulting values.
TIC	- Tentatively Identified Compound: A compound that has been identified to be present and is not part of the target compound list (TCL) for the method and/or program. All TICs are qualitatively identified and reported as estimated concentrations.

Project Name:	TROY MILLS LANDFILL SUPERFUND	**Lab Number:**	L2263406
Project Number:	04.0190987.33	**Report Date:**	12/05/22

Footnotes

1 - The reference for this analyte should be considered modified since this analyte is absent from the target analyte list of the original method.

Terms

Analytical Method: Both the document from which the method originates and the analytical reference method. (Example: EPA 8260B is shown as 1,8260B.) The codes for the reference method documents are provided in the References section of the Addendum.

Chlordane: The target compound Chlordane (CAS No. 57-74-9) is reported for GC ECD analyses. Per EPA,this compound "refers to a mixture of chlordane isomers, other chlorinated hydrocarbons and numerous other components." (Reference: USEPA Toxicological Review of Chlordane, In Support of Summary Information on the Integrated Risk Information System (IRIS), December 1997.)

Difference: With respect to Total Oxidizable Precursor (TOP) Assay analysis, the difference is defined as the Post-Treatment value minus the Pre-Treatment value.

Final pH: As it pertains to Sample Receipt & Container Information section of the report, Final pH reflects pH of container determined after adjustment at the laboratory, if applicable. If no adjustment required, value reflects Initial pH.

Frozen Date/Time: With respect to Volatile Organics in soil, Frozen Date/Time reflects the date/time at which associated Reagent Water-preserved vials were initially frozen. Note: If frozen date/time is beyond 48 hours from sample collection, value will be reflected in 'bold'.

Gasoline Range Organics (GRO): Gasoline Range Organics (GRO) results include all chromatographic peaks eluting from Methyl tert butyl ether through Naphthalene, with the exception of GRO analysis in support of State of Ohio programs, which includes all chromatographic peaks eluting from Hexane through Dodecane.

Initial pH: As it pertains to Sample Receipt & Container Information section of the report, Initial pH reflects pH of container determined upon receipt, if applicable.

PAH Total: With respect to Alkylated PAH analyses, the 'PAHs, Total' result is defined as the summation of results for all or a subset of the following compounds: Naphthalene, C1-C4 Naphthalenes, 2-Methylnaphthalene, 1-Methylnaphthalene, Biphenyl, Acenaphthylene, Acenaphthene, Fluorene, C1-C3 Fluorenes, Phenanthrene, C1-C4 Phenanthrenes/Anthracenes, Anthracene, Fluoranthene, Pyrene, C1-C4 Fluoranthenes/Pyrenes, Benz(a)anthracene, Chrysene, C1-C4 Chrysenes, Benzo(b)fluoranthene, Benzo(j)+(k)fluoranthene, Benzo(e)pyrene, Benzo(a)pyrene, Perylene, Indeno(1,2,3-cd)pyrene, Dibenz(ah)+(ac)anthracene, Benzo(g,h,i)perylene. If a 'Total' result is requested, the results of its individual components will also be reported.

PFAS Total: With respect to PFAS analyses, the 'PFAS, Total (5)' result is defined as the summation of results for: PFHpA, PFHxS, PFOA, PFNA and PFOS. In addition, the 'PFAS, Total (6)' result is defined as the summation of results for: PFHpA, PFHxS, PFOA, PFNA, PFDA and PFOS. For MassDEP DW compliance analysis only, the 'PFAS, Total (6)' result is defined as the summation of results at or above the RL. Note: If a 'Total' result is requested, the results of its individual components will also be reported.

Total: With respect to Organic analyses, a 'Total' result is defined as the summation of results for individual isomers or Aroclors. If a 'Total' result is requested, the results of its individual components will also be reported. This is applicable to 'Total' results for methods 8260, 8081 and 8082.

Data Qualifiers

A - Spectra identified as "Aldol Condensates" are byproducts of the extraction/concentration procedures when acetone is introduced in the process.

B - The analyte was detected above the reporting limit in the associated method blank. Flag only applies to associated field samples that have detectable concentrations of the analyte at less than ten times (10x) the concentration found in the blank. For MCP-related projects, flag only applies to associated field samples that have detectable concentrations of the analyte at less than ten times (10x) the concentration found in the blank. For DOD-related projects, flag only applies to associated field samples that have detectable concentrations of the analyte at less than ten times (10x) the concentration found in the blank AND the analyte was detected above one-half the reporting limit (or above the reporting limit for common lab contaminants) in the associated method blank. For NJ-Air-related projects, flag only applies to associated field samples that have detectable concentrations of the analyte above the reporting limit. For NJ-related projects (excluding Air), flag only applies to associated field samples that have detectable concentrations of the analyte, which was detected above the reporting limit in the associated method blank or above five times the reporting limit for common lab contaminants (Phthalates, Acetone, Methylene Chloride, 2-Butanone).

C - Co-elution: The target analyte co-elutes with a known lab standard (i.e. surrogate, internal standards, etc.) for co-extracted analyses.

D - Concentration of analyte was quantified from diluted analysis. Flag only applies to field samples that have detectable concentrations of the analyte.

E - Concentration of analyte exceeds the range of the calibration curve and/or linear range of the instrument.

F - The ratio of quantifier ion response to qualifier ion response falls outside of the laboratory criteria. Results are considered to be an estimated maximum concentration.

G - The concentration may be biased high due to matrix interferences (i.e, co-elution) with non-target compound(s). The result should be considered estimated.

H - The analysis of pH was performed beyond the regulatory-required holding time of 15 minutes from the time of sample collection.

I - The lower value for the two columns has been reported due to obvious interference.

J - Estimated value. This represents an estimated concentration for Tentatively Identified Compounds (TICs).

M - Reporting Limit (RL) exceeds the MCP CAM Reporting Limit for this analyte.

Report Format: Data Usability Report

Project Name:	TROY MILLS LANDFILL SUPERFUND	**Lab Number:**	L2263406
Project Number:	04.0190987.33	**Report Date:**	12/05/22

Data Qualifiers

ND - Not detected at the reporting limit (RL) for the sample.

NJ - Presumptive evidence of compound. This represents an estimated concentration for Tentatively Identified Compounds (TICs), where the identification is based on a mass spectral library search.

P - The RPD between the results for the two columns exceeds the method-specified criteria.

Q - The quality control sample exceeds the associated acceptance criteria. For DOD-related projects, LCS and/or Continuing Calibration Standard exceedences are also qualified on all associated sample results. Note: This flag is not applicable for matrix spike recoveries when the sample concentration is greater than 4x the spike added or for batch duplicate RPD when the sample concentrations are less than 5x the RL. (Metals only.)

R - Analytical results are from sample re-analysis.

RE - Analytical results are from sample re-extraction.

S - Analytical results are from modified screening analysis.

V - The surrogate associated with this target analyte has a recovery outside the QC acceptance limits. (Applicable to MassDEP DW Compliance samples only.)

Z - The batch matrix spike and/or duplicate associated with this target analyte has a recovery/RPD outside the QC acceptance limits. (Applicable to MassDEP DW Compliance samples only.)

Project Name:	TROY MILLS LANDFILL SUPERFUND	**Lab Number:**	L2263406
Project Number:	04.0190987.33	**Report Date:**	12/05/22

REFERENCES

1 Test Methods for Evaluating Solid Waste: Physical/Chemical Methods. EPA SW-846. Third Edition. Updates I - VI, 2018.

LIMITATION OF LIABILITIES

Alpha Analytical performs services with reasonable care and diligence normal to the analytical testing laboratory industry. In the event of an error, the sole and exclusive responsibility of Alpha Analytical shall be to re-perform the work at it's own expense. In no event shall Alpha Analytical be held liable for any incidental, consequential or special damages, including but not limited to, damages in any way connected with the use of, interpretation of, information or analysis provided by Alpha Analytical.

We strongly urge our clients to comply with EPA protocol regarding sample volume, preservation, cooling, containers, sampling procedures, holding time and splitting of samples in the field.

Certification Information

The following analytes are not included in our Primary NELAP Scope of Accreditation:

Westborough Facility
EPA 624/624.1: m/p-xylene, o-xylene, Naphthalene
EPA 625/625.1: alpha-Terpineol
EPA 8260C/8260D: NPW: 1,2,4,5-Tetramethylbenzene; 4-Ethyltoluene, Azobenzene; SCM: Iodomethane (methyl iodide), 1,2,4,5-Tetramethylbenzene; 4-Ethyltoluene.
EPA 8270D/8270E: NPW: Dimethylnaphthalene,1,4-Diphenylhydrazine, alpha-Terpineol; SCM: Dimethylnaphthalene,1,4-Diphenylhydrazine.
SM4500: NPW: Amenable Cyanide; SCM: Total Phosphorus, TKN, NO2, NO3.

Mansfield Facility
SM 2540D: TSS
EPA 8082A: NPW: PCB: 1, 5, 31, 87,101, 110, 141, 151, 153, 180, 183, 187.
EPA TO-15: Halothane, 2,4,4-Trimethyl-2-pentene, 2,4,4-Trimethyl-1-pentene, Thiophene, 2-Methylthiophene, 3-Methylthiophene, 2-Ethylthiophene, 1,2,3-Trimethylbenzene, Indan, Indene, 1,2,4,5-Tetramethylbenzene, Benzothiophene, 1-Methylnaphthalene.
Biological Tissue Matrix: EPA 3050B

The following analytes are included in our Massachusetts DEP Scope of Accreditation

Westborough Facility:

Drinking Water
EPA 300.0: Chloride, Nitrate-N, Fluoride, Sulfate; **EPA 353.2**: Nitrate-N, Nitrite-N; **SM4500NO3-F**: Nitrate-N, Nitrite-N; **SM4500F-C, SM4500CN-CE, EPA 180.1, SM2130B, SM4500Cl-D, SM2320B, SM2540C, SM4500H-B, SM4500NO2-B**
EPA 332: Perchlorate; **EPA 524.2:** THMs and VOCs; **EPA 504.1:** EDB, DBCP.
Microbiology: **SM9215B; SM9223-P/A, SM9223B-Colilert-QT,SM9222D**.

Non-Potable Water
SM4500H,B, EPA 120.1, SM2510B, SM2540C, SM2320B, SM4500CL-E, SM4500F-BC, SM4500NH3-BH: Ammonia-N and Kjeldahl-N, **EPA 350.1**: Ammonia-N, **LACHAT 10-107-06-1-B**: Ammonia-N, **EPA 351.1, SM4500NO3-F, EPA 353.2**: Nitrate-N**, SM4500P-E, SM4500P-B, E, SM4500SO4-E, SM5220D, EPA 410.4, SM5210B, SM5310C, SM4500CL-D, EPA 1664, EPA 420.1, SM4500-CN-CE, SM2540D, EPA 300: Chloride, Sulfate, Nitrate.**
EPA 624.1: Volatile Halocarbons & Aromatics,
EPA 608.3: Chlordane, Toxaphene, Aldrin, alpha-BHC, beta-BHC, gamma-BHC, delta-BHC, Dieldrin, DDD, DDE, DDT, Endosulfan I, Endosulfan II, Endosulfan sulfate, Endrin, Endrin Aldehyde, Heptachlor, Heptachlor Epoxide, PCBs
EPA 625.1: SVOC (Acid/Base/Neutral Extractables), **EPA 600/4-81-045**: PCB-Oil.
Microbiology: **SM9223B-Colilert-QT; Enterolert-QT, SM9221E, EPA 1600, EPA 1603, SM9222D.**

Mansfield Facility:

Drinking Water
EPA 200.7: Al, Ba, Cd, Cr, Cu, Fe, Mn, Ni, Na, Ag, Ca, Zn. **EPA 200.8:** Al, Sb, As, Ba, Be, Cd, Cr, Cu, Pb, Mn, Ni, Se, Ag, TL, Zn. **EPA 245.1** Hg.
EPA 522, EPA 537.1.

Non-Potable Water
EPA 200.7: Al, Sb, As, Be, Cd, Ca, Cr, Co, Cu, Fe, Pb, Mg, Mn, Mo, Ni, K, Se, Ag, Na, Sr, TL, Ti, V, Zn.
EPA 200.8: Al, Sb**,** As, Be, Cd, Cr, Cu, Fe, Pb, Mn, Ni, K, Se, Ag, Na, TL, Zn.
EPA 245.1 Hg.
SM2340B

For a complete listing of analytes and methods, please contact your Alpha Project Manager.

CHAIN OF CUSTODY

PAGE 1 OF 1

ALPHA ANALYTICAL

Westborough, MA TEL: 508-898-9220 FAX: 508-898-9193
Mansfield, MA TEL: 508-822-9300 FAX: 508-822-3288

Date Rec'd in Lab: 11/10/22

ALPHA Job #: L2263406

Project Information

Project Name: Troy Mills Landfill Superfund
Project Location: Troy, NH
Project #: 04.0190987.33
Project Manager: Michael Summerlin
ALPHA Quote #: Contract #1081921

Report Information — Data Deliverables
☐ FAX ☒ EMAIL
☒ ADEx ☐ Add'l Deliverables

Billing Information
☒ Same as Client info PO #: 2589-00 "T"

Regulatory Requirements/Report Limits

State/Fed Program	Criteria
NHDES	Sampling and Analysis Plan limits

Client Information

Client: NHDES
Address: 29 Hazen Drive
Concord, NH 03302
Phone: 603-271-3649
Fax:
Email: see comments
☐ These samples have been Previously analyzed by Alpha

Turn-Around Time

☒ Standard ☐ Rush (ONLY IF PRE-APPROVED)
Due Date: Time:

Other Project Specific Requirements/Comments/Detection Limits:

michael.d.summerlinjr@des.nh.gov. Please also email login receipts and lab reports to megan.murphy@gza.com and katherine.mcdonald@gza.com. Please provide excel files formatted for upload to the NHDES EMD and for GZA EQuIS upload.
Temperature Blank included in cooler.

ANALYSIS

SAMPLE HANDLING
Filtration
☐ Done
☒ Not Needed
☐ Lab to do
Preservation
☐ Lab to do
(Please specify below)

Please check appropriate boxes below

ALPHA Lab ID (Lab Use Only)	Sample ID	Collection Date	Collection Time	Sample Matrix	Sampler's Initials	VOCs 8260 NHDES List	SVOCs (Acid/base/neutrals)	1,4-Dioxane	Total Metals (Mn)	Hardness	Dissolved Metals (Mn)							Sample Specific Comments	TOTAL # BOTTLES
63406-01	TRIP BLANK	11/08/22	08:00	AQ	MM	✔													2
-02	TRY_MW-501X	11/08/22	13:45	GW	MM	✔	✔	✔			✔							Metals were field filtered	8
-03	TRY_MW-501D	11/08/22	11:50	GW	MM	✔	✔	✔	✔										8
-04	TRY_MW-601S	11/08/22	14:00	GW	MB	✔	✔	✔	✔										8
-05	TRY_MW-601D	11/08/22	12:00	GW	MB	✔	✔	✔	✔										8

Container Type	V	A	A	P	P	P						
Preservative	B	A	A	C	C	C						

Relinquished By:	Date/Time	Received By:	Date/Time
[signature]	11/10/22/1222	[signature]	11/10/22 13:30
[signature]	10/10/22 15:40	[signature]	11/10/22 15:40
[signature]	11/10/22	[signature]	
[signature]	11/10 20:50	[signature]	11/10/22 20:50

Please print clearly, legibly and completely. Samples can not be logged in and turnaround time clock will not start until any ambiguities are resolved. All samples submitted are subject to Alpha's Payment Terms.

FORM NO: 01-01(I-U) (rev. 5-JAN-12)

ANALYTICAL REPORT

Lab Number:	L2263410
Client:	GZA GeoEnvironmental, Inc. / NHDES PO Box 95 29 Hazen Drive Concord, NH 03302-0095
ATTN:	Michael Summerlin
Phone:	(603) 271-3649
Project Name:	TROY MILLS LANDFILL SUPERFUND
Project Number:	04.0190987.33
Report Date:	12/05/22

The original project report/data package is held by Alpha Analytical. This report/data package is paginated and should be reproduced only in its entirety. Alpha Analytical holds no responsibility for results and/or data that are not consistent with the original.

Certifications & Approvals: MA (M-MA086), NH NELAP (2064), CT (PH-0574), IL (200077), ME (MA00086), MD (348), NJ (MA935), NY (11148), NC (25700/666), PA (68-03671), RI (LAO00065), TX (T104704476), VT (VT-0935), VA (460195), USDA (Permit #P330-17-00196).

Eight Walkup Drive, Westborough, MA 01581-1019
508-898-9220 (Fax) 508-898-9193 800-624-9220 - www.alphalab.com

Project Name: TROY MILLS LANDFILL SUPERFUND
Project Number: 04.0190987.33

Lab Number: L2263410
Report Date: 12/05/22

Alpha Sample ID	Client ID	Matrix	Sample Location	Collection Date/Time	Receive Date
L2263410-01	TRIP BLANK	WATER	TROY, NH	11/07/22 09:00	11/10/22
L2263410-02	TRY_MW-202P	WATER	TROY, NH	11/07/22 14:30	11/10/22
L2263410-03	TRY_MW-602B	WATER	TROY, NH	11/07/22 12:50	11/10/22
L2263410-04	TRY_MW-102	WATER	TROY, NH	11/09/22 12:40	11/10/22
L2263410-05	TRY_M-1	WATER	TROY, NH	11/09/22 12:45	11/10/22

Project Name:	TROY MILLS LANDFILL SUPERFUND	**Lab Number:**	L2263410
Project Number:	04.0190987.33	**Report Date:**	12/05/22

Case Narrative

The samples were received in accordance with the Chain of Custody and no significant deviations were encountered during the preparation or analysis unless otherwise noted. Sample Receipt, Container Information, and the Chain of Custody are located at the back of the report.

Results contained within this report relate only to the samples submitted under this Alpha Lab Number and meet NELAP requirements for all NELAP accredited parameters unless otherwise noted in the following narrative. The data presented in this report is organized by parameter (i.e. VOC, SVOC, etc.). Sample specific Quality Control data (i.e. Surrogate Spike Recovery) is reported at the end of the target analyte list for each individual sample, followed by the Laboratory Batch Quality Control at the end of each parameter. Tentatively Identified Compounds (TICs), if requested, are reported for compounds identified to be present and are not part of the method/program Target Compound List, even if only a subset of the TCL are being reported. If a sample was re-analyzed or re-extracted due to a required quality control corrective action and if both sets of data are reported, the Laboratory ID of the re-analysis or re-extraction is designated with an "R" or "RE", respectively.

When multiple Batch Quality Control elements are reported (e.g. more than one LCS), the associated samples for each element are noted in the grey shaded header line of each data table. Any Laboratory Batch, Sample Specific % recovery or RPD value that is outside the listed Acceptance Criteria is bolded in the report. In reference to questions H (CAM) or 4 (RCP) when "NO" is checked, the performance criteria for CAM and RCP methods allow for some quality control failures to occur and still be within method compliance. In these instances, the specific failure is not narrated but noted in the associated QC Outlier Summary Report, located directly after the Case Narrative. QC information is also incorporated in the Data Usability Assessment table (Format 11) of our Data Merger tool, where it can be reviewed in conjunction with the sample result, associated regulatory criteria and any associated data usability implications.

Soil/sediments, solids and tissues are reported on a dry weight basis unless otherwise noted. Definitions of all data qualifiers and acronyms used in this report are provided in the Glossary located at the back of the report.

HOLD POLICY - For samples submitted on hold, Alpha's policy is to hold samples (with the exception of Air canisters) free of charge for 21 calendar days from the date the project is completed. After 21 calendar days, we will dispose of all samples submitted including those put on hold unless you have contacted your Alpha Project Manager and made arrangements for Alpha to continue to hold the samples. Air canisters will be disposed after 3 business days from the date the project is completed.

Please contact Project Management at 800-624-9220 with any questions.

Project Name:	TROY MILLS LANDFILL SUPERFUND	**Lab Number:**	L2263410
Project Number:	04.0190987.33	**Report Date:**	12/05/22

Case Narrative (continued)

Semivolatile Organics

The WG1711600-2/-3 LCS/LCSD recoveries, associated with L2263410-02 through -05, are below the acceptance criteria for benzidine (7%/0%); however, it has been identified as a "difficult" analyte. The results of the associated samples are reported.

I, the undersigned, attest under the pains and penalties of perjury that, to the best of my knowledge and belief and based upon my personal inquiry of those responsible for providing the information contained in this analytical report, such information is accurate and complete. This certificate of analysis is not complete unless this page accompanies any and all pages of this report.

Authorized Signature: Cristin Walker

Title: Technical Director/Representative

Date: 12/05/22

ORGANICS

VOLATILES

Project Name: TROY MILLS LANDFILL SUPERFUND **Lab Number:** L2263410

Project Number: 04.0190987.33 **Report Date:** 12/05/22

SAMPLE RESULTS

Lab ID: L2263410-01
Client ID: TRIP BLANK
Sample Location: TROY, NH

Date Collected: 11/07/22 09:00
Date Received: 11/10/22
Field Prep: Not Specified

Sample Depth:
Matrix: Water
Analytical Method: 1,8260D
Analytical Date: 11/19/22 10:23
Analyst: MJV

Parameter	Result	Qualifier	Units	RL	MDL	Dilution Factor
Volatile Organics by GC/MS - Westborough Lab						
Methylene chloride	ND		ug/l	3.0	--	1
1,1-Dichloroethane	ND		ug/l	0.75	--	1
Chloroform	ND		ug/l	0.75	--	1
Carbon tetrachloride	ND		ug/l	0.50	--	1
1,2-Dichloropropane	ND		ug/l	1.8	--	1
Dibromochloromethane	ND		ug/l	0.50	--	1
1,1,2-Trichloroethane	ND		ug/l	0.75	--	1
Tetrachloroethene	ND		ug/l	0.50	--	1
Chlorobenzene	ND		ug/l	0.50	--	1
Trichlorofluoromethane	ND		ug/l	2.5	--	1
1,2-Dichloroethane	ND		ug/l	0.50	--	1
1,1,1-Trichloroethane	ND		ug/l	0.50	--	1
Bromodichloromethane	ND		ug/l	0.50	--	1
trans-1,3-Dichloropropene	ND		ug/l	0.50	--	1
cis-1,3-Dichloropropene	ND		ug/l	0.50	--	1
1,3-Dichloropropene, Total	ND		ug/l	0.50	--	1
1,1-Dichloropropene	ND		ug/l	2.5	--	1
Bromoform	ND		ug/l	2.0	--	1
1,1,2,2-Tetrachloroethane	ND		ug/l	0.50	--	1
Benzene	ND		ug/l	0.50	--	1
Toluene	ND		ug/l	0.75	--	1
Ethylbenzene	ND		ug/l	0.50	--	1
Chloromethane	ND		ug/l	2.5	--	1
Bromomethane	ND		ug/l	1.0	--	1
Vinyl chloride	ND		ug/l	1.0	--	1
Chloroethane	ND		ug/l	1.0	--	1
1,1-Dichloroethene	ND		ug/l	0.50	--	1
trans-1,2-Dichloroethene	ND		ug/l	0.75	--	1

Project Name: TROY MILLS LANDFILL SUPERFUND **Lab Number:** L2263410

Project Number: 04.0190987.33 **Report Date:** 12/05/22

SAMPLE RESULTS

Lab ID: L2263410-01 Date Collected: 11/07/22 09:00

Client ID: TRIP BLANK Date Received: 11/10/22

Sample Location: TROY, NH Field Prep: Not Specified

Sample Depth:

Parameter	Result	Qualifier	Units	RL	MDL	Dilution Factor
Volatile Organics by GC/MS - Westborough Lab						
1,2-Dichloroethene, Total	ND		ug/l	0.50	--	1
Trichloroethene	ND		ug/l	0.50	--	1
1,2-Dichlorobenzene	ND		ug/l	2.5	--	1
1,3-Dichlorobenzene	ND		ug/l	2.5	--	1
1,4-Dichlorobenzene	ND		ug/l	2.5	--	1
Methyl tert butyl ether	ND		ug/l	1.0	--	1
p/m-Xylene	ND		ug/l	1.0	--	1
o-Xylene	ND		ug/l	1.0	--	1
Xylenes, Total	ND		ug/l	1.0	--	1
cis-1,2-Dichloroethene	ND		ug/l	0.50	--	1
Dibromomethane	ND		ug/l	5.0	--	1
1,2,3-Trichloropropane	ND		ug/l	5.0	--	1
Styrene	ND		ug/l	1.0	--	1
Dichlorodifluoromethane	ND		ug/l	5.0	--	1
Acetone	ND		ug/l	5.0	--	1
Carbon disulfide	ND		ug/l	5.0	--	1
2-Butanone	ND		ug/l	5.0	--	1
4-Methyl-2-pentanone	ND		ug/l	5.0	--	1
2-Hexanone	ND		ug/l	5.0	--	1
Bromochloromethane	ND		ug/l	2.5	--	1
Tetrahydrofuran	ND		ug/l	5.0	--	1
2,2-Dichloropropane	ND		ug/l	2.5	--	1
1,2-Dibromoethane	ND		ug/l	2.0	--	1
1,1,1,2-Tetrachloroethane	ND		ug/l	0.50	--	1
Bromobenzene	ND		ug/l	2.5	--	1
n-Butylbenzene	ND		ug/l	0.50	--	1
sec-Butylbenzene	ND		ug/l	0.50	--	1
tert-Butylbenzene	ND		ug/l	2.5	--	1
o-Chlorotoluene	ND		ug/l	2.5	--	1
p-Chlorotoluene	ND		ug/l	2.5	--	1
1,2-Dibromo-3-chloropropane	ND		ug/l	2.5	--	1
Hexachlorobutadiene	ND		ug/l	0.50	--	1
Isopropylbenzene	ND		ug/l	0.50	--	1
p-Isopropyltoluene	ND		ug/l	0.50	--	1
Naphthalene	ND		ug/l	2.5	--	1
n-Propylbenzene	ND		ug/l	0.50	--	1
1,2,3-Trichlorobenzene	ND		ug/l	2.5	--	1

Project Name: TROY MILLS LANDFILL SUPERFUND **Lab Number:** L2263410

Project Number: 04.0190987.33 **Report Date:** 12/05/22

SAMPLE RESULTS

Lab ID: L2263410-01 Date Collected: 11/07/22 09:00

Client ID: TRIP BLANK Date Received: 11/10/22

Sample Location: TROY, NH Field Prep: Not Specified

Sample Depth:

Parameter	Result	Qualifier	Units	RL	MDL	Dilution Factor
Volatile Organics by GC/MS - Westborough Lab						
1,2,4-Trichlorobenzene	ND		ug/l	2.5	--	1
1,3,5-Trimethylbenzene	ND		ug/l	2.5	--	1
1,3,5-Trichlorobenzene	ND		ug/l	2.0	--	1
1,2,4-Trimethylbenzene	ND		ug/l	2.5	--	1
Ethyl ether	ND		ug/l	2.5	--	1
Isopropyl Ether	ND		ug/l	2.0	--	1
Tert-Butyl Alcohol	ND		ug/l	10	--	1
Ethyl-Tert-Butyl-Ether	ND		ug/l	2.0	--	1
Tertiary-Amyl Methyl Ether	ND		ug/l	2.0	--	1
1,4-Dioxane	ND		ug/l	250	--	1

Surrogate	% Recovery	Qualifier	Acceptance Criteria
1,2-Dichloroethane-d4	101		70-130
Toluene-d8	98		70-130
4-Bromofluorobenzene	90		70-130
Dibromofluoromethane	102		70-130

Project Name: TROY MILLS LANDFILL SUPERFUND **Lab Number:** L2263410

Project Number: 04.0190987.33 **Report Date:** 12/05/22

SAMPLE RESULTS

Lab ID: L2263410-02
Client ID: TRY_MW-202P
Sample Location: TROY, NH

Date Collected: 11/07/22 14:30
Date Received: 11/10/22
Field Prep: Not Specified

Sample Depth:
Matrix: Water
Analytical Method: 1,8260D
Analytical Date: 11/17/22 23:06
Analyst: MJV

Parameter	Result	Qualifier	Units	RL	MDL	Dilution Factor
Volatile Organics by GC/MS - Westborough Lab						
Methylene chloride	ND		ug/l	3.0	--	1
1,1-Dichloroethane	ND		ug/l	0.75	--	1
Chloroform	ND		ug/l	0.75	--	1
Carbon tetrachloride	ND		ug/l	0.50	--	1
1,2-Dichloropropane	ND		ug/l	1.8	--	1
Dibromochloromethane	ND		ug/l	0.50	--	1
1,1,2-Trichloroethane	ND		ug/l	0.75	--	1
Tetrachloroethene	ND		ug/l	0.50	--	1
Chlorobenzene	ND		ug/l	0.50	--	1
Trichlorofluoromethane	ND		ug/l	2.5	--	1
1,2-Dichloroethane	ND		ug/l	0.50	--	1
1,1,1-Trichloroethane	ND		ug/l	0.50	--	1
Bromodichloromethane	ND		ug/l	0.50	--	1
trans-1,3-Dichloropropene	ND		ug/l	0.50	--	1
cis-1,3-Dichloropropene	ND		ug/l	0.50	--	1
1,3-Dichloropropene, Total	ND		ug/l	0.50	--	1
1,1-Dichloropropene	ND		ug/l	2.5	--	1
Bromoform	ND		ug/l	2.0	--	1
1,1,2,2-Tetrachloroethane	ND		ug/l	0.50	--	1
Benzene	0.58		ug/l	0.50	--	1
Toluene	ND		ug/l	0.75	--	1
Ethylbenzene	ND		ug/l	0.50	--	1
Chloromethane	ND		ug/l	2.5	--	1
Bromomethane	ND		ug/l	1.0	--	1
Vinyl chloride	ND		ug/l	1.0	--	1
Chloroethane	ND		ug/l	1.0	--	1
1,1-Dichloroethene	ND		ug/l	0.50	--	1
trans-1,2-Dichloroethene	ND		ug/l	0.75	--	1

Project Name: TROY MILLS LANDFILL SUPERFUND **Lab Number:** L2263410

Project Number: 04.0190987.33 **Report Date:** 12/05/22

SAMPLE RESULTS

Lab ID: L2263410-02 Date Collected: 11/07/22 14:30

Client ID: TRY_MW-202P Date Received: 11/10/22

Sample Location: TROY, NH Field Prep: Not Specified

Sample Depth:

Parameter	Result	Qualifier	Units	RL	MDL	Dilution Factor
Volatile Organics by GC/MS - Westborough Lab						
1,2-Dichloroethene, Total	0.52		ug/l	0.50	--	1
Trichloroethene	ND		ug/l	0.50	--	1
1,2-Dichlorobenzene	ND		ug/l	2.5	--	1
1,3-Dichlorobenzene	ND		ug/l	2.5	--	1
1,4-Dichlorobenzene	ND		ug/l	2.5	--	1
Methyl tert butyl ether	ND		ug/l	1.0	--	1
p/m-Xylene	ND		ug/l	1.0	--	1
o-Xylene	ND		ug/l	1.0	--	1
Xylenes, Total	ND		ug/l	1.0	--	1
cis-1,2-Dichloroethene	0.52		ug/l	0.50	--	1
Dibromomethane	ND		ug/l	5.0	--	1
1,2,3-Trichloropropane	ND		ug/l	5.0	--	1
Styrene	ND		ug/l	1.0	--	1
Dichlorodifluoromethane	ND		ug/l	5.0	--	1
Acetone	ND		ug/l	5.0	--	1
Carbon disulfide	ND		ug/l	5.0	--	1
2-Butanone	ND		ug/l	5.0	--	1
4-Methyl-2-pentanone	ND		ug/l	5.0	--	1
2-Hexanone	ND		ug/l	5.0	--	1
Bromochloromethane	ND		ug/l	2.5	--	1
Tetrahydrofuran	7.6		ug/l	5.0	--	1
2,2-Dichloropropane	ND		ug/l	2.5	--	1
1,2-Dibromoethane	ND		ug/l	2.0	--	1
1,1,1,2-Tetrachloroethane	ND		ug/l	0.50	--	1
Bromobenzene	ND		ug/l	2.5	--	1
n-Butylbenzene	ND		ug/l	0.50	--	1
sec-Butylbenzene	7.7		ug/l	0.50	--	1
tert-Butylbenzene	ND		ug/l	2.5	--	1
o-Chlorotoluene	ND		ug/l	2.5	--	1
p-Chlorotoluene	ND		ug/l	2.5	--	1
1,2-Dibromo-3-chloropropane	ND		ug/l	2.5	--	1
Hexachlorobutadiene	ND		ug/l	0.50	--	1
Isopropylbenzene	2.9		ug/l	0.50	--	1
p-Isopropyltoluene	ND		ug/l	0.50	--	1
Naphthalene	ND		ug/l	2.5	--	1
n-Propylbenzene	ND		ug/l	0.50	--	1
1,2,3-Trichlorobenzene	ND		ug/l	2.5	--	1

Project Name: TROY MILLS LANDFILL SUPERFUND **Lab Number:** L2263410

Project Number: 04.0190987.33 **Report Date:** 12/05/22

SAMPLE RESULTS

Lab ID: L2263410-02 Date Collected: 11/07/22 14:30

Client ID: TRY_MW-202P Date Received: 11/10/22

Sample Location: TROY, NH Field Prep: Not Specified

Sample Depth:

Parameter	Result	Qualifier	Units	RL	MDL	Dilution Factor
Volatile Organics by GC/MS - Westborough Lab						
1,2,4-Trichlorobenzene	ND		ug/l	2.5	--	1
1,3,5-Trimethylbenzene	ND		ug/l	2.5	--	1
1,3,5-Trichlorobenzene	ND		ug/l	2.0	--	1
1,2,4-Trimethylbenzene	ND		ug/l	2.5	--	1
Ethyl ether	ND		ug/l	2.5	--	1
Isopropyl Ether	ND		ug/l	2.0	--	1
Tert-Butyl Alcohol	ND		ug/l	10	--	1
Ethyl-Tert-Butyl-Ether	ND		ug/l	2.0	--	1
Tertiary-Amyl Methyl Ether	ND		ug/l	2.0	--	1
1,4-Dioxane	ND		ug/l	250	--	1

Surrogate	% Recovery	Qualifier	Acceptance Criteria
1,2-Dichloroethane-d4	108		70-130
Toluene-d8	101		70-130
4-Bromofluorobenzene	94		70-130
Dibromofluoromethane	108		70-130

Project Name: TROY MILLS LANDFILL SUPERFUND **Lab Number:** L2263410

Project Number: 04.0190987.33 **Report Date:** 12/05/22

SAMPLE RESULTS

Lab ID: L2263410-03
Client ID: TRY_MW-602B
Sample Location: TROY, NH

Date Collected: 11/07/22 12:50
Date Received: 11/10/22
Field Prep: Not Specified

Sample Depth:
Matrix: Water
Analytical Method: 1,8260D
Analytical Date: 11/17/22 23:26
Analyst: MJV

Parameter	Result	Qualifier	Units	RL	MDL	Dilution Factor
Volatile Organics by GC/MS - Westborough Lab						
Methylene chloride	ND		ug/l	3.0	--	1
1,1-Dichloroethane	ND		ug/l	0.75	--	1
Chloroform	ND		ug/l	0.75	--	1
Carbon tetrachloride	ND		ug/l	0.50	--	1
1,2-Dichloropropane	ND		ug/l	1.8	--	1
Dibromochloromethane	ND		ug/l	0.50	--	1
1,1,2-Trichloroethane	ND		ug/l	0.75	--	1
Tetrachloroethene	ND		ug/l	0.50	--	1
Chlorobenzene	ND		ug/l	0.50	--	1
Trichlorofluoromethane	ND		ug/l	2.5	--	1
1,2-Dichloroethane	ND		ug/l	0.50	--	1
1,1,1-Trichloroethane	ND		ug/l	0.50	--	1
Bromodichloromethane	ND		ug/l	0.50	--	1
trans-1,3-Dichloropropene	ND		ug/l	0.50	--	1
cis-1,3-Dichloropropene	ND		ug/l	0.50	--	1
1,3-Dichloropropene, Total	ND		ug/l	0.50	--	1
1,1-Dichloropropene	ND		ug/l	2.5	--	1
Bromoform	ND		ug/l	2.0	--	1
1,1,2,2-Tetrachloroethane	ND		ug/l	0.50	--	1
Benzene	ND		ug/l	0.50	--	1
Toluene	ND		ug/l	0.75	--	1
Ethylbenzene	ND		ug/l	0.50	--	1
Chloromethane	ND		ug/l	2.5	--	1
Bromomethane	ND		ug/l	1.0	--	1
Vinyl chloride	ND		ug/l	1.0	--	1
Chloroethane	ND		ug/l	1.0	--	1
1,1-Dichloroethene	ND		ug/l	0.50	--	1
trans-1,2-Dichloroethene	ND		ug/l	0.75	--	1

Project Name: TROY MILLS LANDFILL SUPERFUND **Lab Number:** L2263410

Project Number: 04.0190987.33 **Report Date:** 12/05/22

SAMPLE RESULTS

Lab ID: L2263410-03 Date Collected: 11/07/22 12:50

Client ID: TRY_MW-602B Date Received: 11/10/22

Sample Location: TROY, NH Field Prep: Not Specified

Sample Depth:

Parameter	Result	Qualifier	Units	RL	MDL	Dilution Factor
Volatile Organics by GC/MS - Westborough Lab						
1,2-Dichloroethene, Total	ND		ug/l	0.50	--	1
Trichloroethene	ND		ug/l	0.50	--	1
1,2-Dichlorobenzene	ND		ug/l	2.5	--	1
1,3-Dichlorobenzene	ND		ug/l	2.5	--	1
1,4-Dichlorobenzene	ND		ug/l	2.5	--	1
Methyl tert butyl ether	ND		ug/l	1.0	--	1
p/m-Xylene	ND		ug/l	1.0	--	1
o-Xylene	ND		ug/l	1.0	--	1
Xylenes, Total	ND		ug/l	1.0	--	1
cis-1,2-Dichloroethene	ND		ug/l	0.50	--	1
Dibromomethane	ND		ug/l	5.0	--	1
1,2,3-Trichloropropane	ND		ug/l	5.0	--	1
Styrene	ND		ug/l	1.0	--	1
Dichlorodifluoromethane	ND		ug/l	5.0	--	1
Acetone	ND		ug/l	5.0	--	1
Carbon disulfide	ND		ug/l	5.0	--	1
2-Butanone	ND		ug/l	5.0	--	1
4-Methyl-2-pentanone	ND		ug/l	5.0	--	1
2-Hexanone	ND		ug/l	5.0	--	1
Bromochloromethane	ND		ug/l	2.5	--	1
Tetrahydrofuran	ND		ug/l	5.0	--	1
2,2-Dichloropropane	ND		ug/l	2.5	--	1
1,2-Dibromoethane	ND		ug/l	2.0	--	1
1,1,1,2-Tetrachloroethane	ND		ug/l	0.50	--	1
Bromobenzene	ND		ug/l	2.5	--	1
n-Butylbenzene	ND		ug/l	0.50	--	1
sec-Butylbenzene	7.6		ug/l	0.50	--	1
tert-Butylbenzene	ND		ug/l	2.5	--	1
o-Chlorotoluene	ND		ug/l	2.5	--	1
p-Chlorotoluene	ND		ug/l	2.5	--	1
1,2-Dibromo-3-chloropropane	ND		ug/l	2.5	--	1
Hexachlorobutadiene	ND		ug/l	0.50	--	1
Isopropylbenzene	ND		ug/l	0.50	--	1
p-Isopropyltoluene	ND		ug/l	0.50	--	1
Naphthalene	ND		ug/l	2.5	--	1
n-Propylbenzene	ND		ug/l	0.50	--	1
1,2,3-Trichlorobenzene	ND		ug/l	2.5	--	1

Project Name: TROY MILLS LANDFILL SUPERFUND **Lab Number:** L2263410

Project Number: 04.0190987.33 **Report Date:** 12/05/22

SAMPLE RESULTS

Lab ID: L2263410-03 Date Collected: 11/07/22 12:50

Client ID: TRY_MW-602B Date Received: 11/10/22

Sample Location: TROY, NH Field Prep: Not Specified

Sample Depth:

Parameter	Result	Qualifier	Units	RL	MDL	Dilution Factor
Volatile Organics by GC/MS - Westborough Lab						
1,2,4-Trichlorobenzene	ND		ug/l	2.5	--	1
1,3,5-Trimethylbenzene	ND		ug/l	2.5	--	1
1,3,5-Trichlorobenzene	ND		ug/l	2.0	--	1
1,2,4-Trimethylbenzene	ND		ug/l	2.5	--	1
Ethyl ether	ND		ug/l	2.5	--	1
Isopropyl Ether	ND		ug/l	2.0	--	1
Tert-Butyl Alcohol	ND		ug/l	10	--	1
Ethyl-Tert-Butyl-Ether	ND		ug/l	2.0	--	1
Tertiary-Amyl Methyl Ether	ND		ug/l	2.0	--	1
1,4-Dioxane	ND		ug/l	250	--	1

Surrogate	% Recovery	Qualifier	Acceptance Criteria
1,2-Dichloroethane-d4	108		70-130
Toluene-d8	100		70-130
4-Bromofluorobenzene	100		70-130
Dibromofluoromethane	106		70-130

Project Name: TROY MILLS LANDFILL SUPERFUND **Lab Number:** L2263410

Project Number: 04.0190987.33 **Report Date:** 12/05/22

SAMPLE RESULTS

Lab ID: L2263410-04
Client ID: TRY_MW-102
Sample Location: TROY, NH

Date Collected: 11/09/22 12:40
Date Received: 11/10/22
Field Prep: Refer to COC

Sample Depth:
Matrix: Water
Analytical Method: 1,8260D
Analytical Date: 11/19/22 10:49
Analyst: MJV

Parameter	Result	Qualifier	Units	RL	MDL	Dilution Factor
Volatile Organics by GC/MS - Westborough Lab						
Methylene chloride	ND		ug/l	3.0	--	1
1,1-Dichloroethane	ND		ug/l	0.75	--	1
Chloroform	ND		ug/l	0.75	--	1
Carbon tetrachloride	ND		ug/l	0.50	--	1
1,2-Dichloropropane	ND		ug/l	1.8	--	1
Dibromochloromethane	ND		ug/l	0.50	--	1
1,1,2-Trichloroethane	ND		ug/l	0.75	--	1
Tetrachloroethene	ND		ug/l	0.50	--	1
Chlorobenzene	ND		ug/l	0.50	--	1
Trichlorofluoromethane	ND		ug/l	2.5	--	1
1,2-Dichloroethane	ND		ug/l	0.50	--	1
1,1,1-Trichloroethane	ND		ug/l	0.50	--	1
Bromodichloromethane	ND		ug/l	0.50	--	1
trans-1,3-Dichloropropene	ND		ug/l	0.50	--	1
cis-1,3-Dichloropropene	ND		ug/l	0.50	--	1
1,3-Dichloropropene, Total	ND		ug/l	0.50	--	1
1,1-Dichloropropene	ND		ug/l	2.5	--	1
Bromoform	ND		ug/l	2.0	--	1
1,1,2,2-Tetrachloroethane	ND		ug/l	0.50	--	1
Benzene	ND		ug/l	0.50	--	1
Toluene	ND		ug/l	0.75	--	1
Ethylbenzene	ND		ug/l	0.50	--	1
Chloromethane	ND		ug/l	2.5	--	1
Bromomethane	ND		ug/l	1.0	--	1
Vinyl chloride	ND		ug/l	1.0	--	1
Chloroethane	ND		ug/l	1.0	--	1
1,1-Dichloroethene	ND		ug/l	0.50	--	1
trans-1,2-Dichloroethene	ND		ug/l	0.75	--	1

Project Name: TROY MILLS LANDFILL SUPERFUND **Lab Number:** L2263410

Project Number: 04.0190987.33 **Report Date:** 12/05/22

SAMPLE RESULTS

Lab ID: L2263410-04 Date Collected: 11/09/22 12:40

Client ID: TRY_MW-102 Date Received: 11/10/22

Sample Location: TROY, NH Field Prep: Refer to COC

Sample Depth:

Parameter	Result	Qualifier	Units	RL	MDL	Dilution Factor
Volatile Organics by GC/MS - Westborough Lab						
1,2-Dichloroethene, Total	ND		ug/l	0.50	--	1
Trichloroethene	ND		ug/l	0.50	--	1
1,2-Dichlorobenzene	ND		ug/l	2.5	--	1
1,3-Dichlorobenzene	ND		ug/l	2.5	--	1
1,4-Dichlorobenzene	ND		ug/l	2.5	--	1
Methyl tert butyl ether	ND		ug/l	1.0	--	1
p/m-Xylene	ND		ug/l	1.0	--	1
o-Xylene	ND		ug/l	1.0	--	1
Xylenes, Total	ND		ug/l	1.0	--	1
cis-1,2-Dichloroethene	ND		ug/l	0.50	--	1
Dibromomethane	ND		ug/l	5.0	--	1
1,2,3-Trichloropropane	ND		ug/l	5.0	--	1
Styrene	ND		ug/l	1.0	--	1
Dichlorodifluoromethane	ND		ug/l	5.0	--	1
Acetone	ND		ug/l	5.0	--	1
Carbon disulfide	ND		ug/l	5.0	--	1
2-Butanone	ND		ug/l	5.0	--	1
4-Methyl-2-pentanone	ND		ug/l	5.0	--	1
2-Hexanone	ND		ug/l	5.0	--	1
Bromochloromethane	ND		ug/l	2.5	--	1
Tetrahydrofuran	ND		ug/l	5.0	--	1
2,2-Dichloropropane	ND		ug/l	2.5	--	1
1,2-Dibromoethane	ND		ug/l	2.0	--	1
1,1,1,2-Tetrachloroethane	ND		ug/l	0.50	--	1
Bromobenzene	ND		ug/l	2.5	--	1
n-Butylbenzene	ND		ug/l	0.50	--	1
sec-Butylbenzene	ND		ug/l	0.50	--	1
tert-Butylbenzene	ND		ug/l	2.5	--	1
o-Chlorotoluene	ND		ug/l	2.5	--	1
p-Chlorotoluene	ND		ug/l	2.5	--	1
1,2-Dibromo-3-chloropropane	ND		ug/l	2.5	--	1
Hexachlorobutadiene	ND		ug/l	0.50	--	1
Isopropylbenzene	ND		ug/l	0.50	--	1
p-Isopropyltoluene	ND		ug/l	0.50	--	1
Naphthalene	ND		ug/l	2.5	--	1
n-Propylbenzene	ND		ug/l	0.50	--	1
1,2,3-Trichlorobenzene	ND		ug/l	2.5	--	1

Project Name: TROY MILLS LANDFILL SUPERFUND **Lab Number:** L2263410

Project Number: 04.0190987.33 **Report Date:** 12/05/22

SAMPLE RESULTS

Lab ID: L2263410-04 Date Collected: 11/09/22 12:40

Client ID: TRY_MW-102 Date Received: 11/10/22

Sample Location: TROY, NH Field Prep: Refer to COC

Sample Depth:

Parameter	Result	Qualifier	Units	RL	MDL	Dilution Factor
Volatile Organics by GC/MS - Westborough Lab						
1,2,4-Trichlorobenzene	ND		ug/l	2.5	--	1
1,3,5-Trimethylbenzene	ND		ug/l	2.5	--	1
1,3,5-Trichlorobenzene	ND		ug/l	2.0	--	1
1,2,4-Trimethylbenzene	ND		ug/l	2.5	--	1
Ethyl ether	ND		ug/l	2.5	--	1
Isopropyl Ether	ND		ug/l	2.0	--	1
Tert-Butyl Alcohol	ND		ug/l	10	--	1
Ethyl-Tert-Butyl-Ether	ND		ug/l	2.0	--	1
Tertiary-Amyl Methyl Ether	ND		ug/l	2.0	--	1
1,4-Dioxane	ND		ug/l	250	--	1

Surrogate	% Recovery	Qualifier	Acceptance Criteria
1,2-Dichloroethane-d4	101		70-130
Toluene-d8	98		70-130
4-Bromofluorobenzene	91		70-130
Dibromofluoromethane	99		70-130

Project Name: TROY MILLS LANDFILL SUPERFUND **Lab Number:** L2263410

Project Number: 04.0190987.33 **Report Date:** 12/05/22

SAMPLE RESULTS

Lab ID: L2263410-05
Client ID: TRY_M-1
Sample Location: TROY, NH

Date Collected: 11/09/22 12:45
Date Received: 11/10/22
Field Prep: None

Sample Depth:
Matrix: Water
Analytical Method: 1,8260D
Analytical Date: 11/19/22 11:15
Analyst: MJV

Parameter	Result	Qualifier	Units	RL	MDL	Dilution Factor
Volatile Organics by GC/MS - Westborough Lab						
Methylene chloride	ND		ug/l	3.0	--	1
1,1-Dichloroethane	ND		ug/l	0.75	--	1
Chloroform	ND		ug/l	0.75	--	1
Carbon tetrachloride	ND		ug/l	0.50	--	1
1,2-Dichloropropane	ND		ug/l	1.8	--	1
Dibromochloromethane	ND		ug/l	0.50	--	1
1,1,2-Trichloroethane	ND		ug/l	0.75	--	1
Tetrachloroethene	ND		ug/l	0.50	--	1
Chlorobenzene	ND		ug/l	0.50	--	1
Trichlorofluoromethane	ND		ug/l	2.5	--	1
1,2-Dichloroethane	ND		ug/l	0.50	--	1
1,1,1-Trichloroethane	ND		ug/l	0.50	--	1
Bromodichloromethane	ND		ug/l	0.50	--	1
trans-1,3-Dichloropropene	ND		ug/l	0.50	--	1
cis-1,3-Dichloropropene	ND		ug/l	0.50	--	1
1,3-Dichloropropene, Total	ND		ug/l	0.50	--	1
1,1-Dichloropropene	ND		ug/l	2.5	--	1
Bromoform	ND		ug/l	2.0	--	1
1,1,2,2-Tetrachloroethane	ND		ug/l	0.50	--	1
Benzene	ND		ug/l	0.50	--	1
Toluene	ND		ug/l	0.75	--	1
Ethylbenzene	ND		ug/l	0.50	--	1
Chloromethane	ND		ug/l	2.5	--	1
Bromomethane	ND		ug/l	1.0	--	1
Vinyl chloride	ND		ug/l	1.0	--	1
Chloroethane	ND		ug/l	1.0	--	1
1,1-Dichloroethene	ND		ug/l	0.50	--	1
trans-1,2-Dichloroethene	ND		ug/l	0.75	--	1

Project Name: TROY MILLS LANDFILL SUPERFUND **Lab Number:** L2263410

Project Number: 04.0190987.33 **Report Date:** 12/05/22

SAMPLE RESULTS

Lab ID: L2263410-05 Date Collected: 11/09/22 12:45

Client ID: TRY_M-1 Date Received: 11/10/22

Sample Location: TROY, NH Field Prep: None

Sample Depth:

Parameter	Result	Qualifier	Units	RL	MDL	Dilution Factor
Volatile Organics by GC/MS - Westborough Lab						
1,2-Dichloroethene, Total	ND		ug/l	0.50	--	1
Trichloroethene	ND		ug/l	0.50	--	1
1,2-Dichlorobenzene	ND		ug/l	2.5	--	1
1,3-Dichlorobenzene	ND		ug/l	2.5	--	1
1,4-Dichlorobenzene	ND		ug/l	2.5	--	1
Methyl tert butyl ether	ND		ug/l	1.0	--	1
p/m-Xylene	ND		ug/l	1.0	--	1
o-Xylene	ND		ug/l	1.0	--	1
Xylenes, Total	ND		ug/l	1.0	--	1
cis-1,2-Dichloroethene	ND		ug/l	0.50	--	1
Dibromomethane	ND		ug/l	5.0	--	1
1,2,3-Trichloropropane	ND		ug/l	5.0	--	1
Styrene	ND		ug/l	1.0	--	1
Dichlorodifluoromethane	ND		ug/l	5.0	--	1
Acetone	ND		ug/l	5.0	--	1
Carbon disulfide	ND		ug/l	5.0	--	1
2-Butanone	ND		ug/l	5.0	--	1
4-Methyl-2-pentanone	ND		ug/l	5.0	--	1
2-Hexanone	ND		ug/l	5.0	--	1
Bromochloromethane	ND		ug/l	2.5	--	1
Tetrahydrofuran	ND		ug/l	5.0	--	1
2,2-Dichloropropane	ND		ug/l	2.5	--	1
1,2-Dibromoethane	ND		ug/l	2.0	--	1
1,1,1,2-Tetrachloroethane	ND		ug/l	0.50	--	1
Bromobenzene	ND		ug/l	2.5	--	1
n-Butylbenzene	ND		ug/l	0.50	--	1
sec-Butylbenzene	3.3		ug/l	0.50	--	1
tert-Butylbenzene	ND		ug/l	2.5	--	1
o-Chlorotoluene	ND		ug/l	2.5	--	1
p-Chlorotoluene	ND		ug/l	2.5	--	1
1,2-Dibromo-3-chloropropane	ND		ug/l	2.5	--	1
Hexachlorobutadiene	ND		ug/l	0.50	--	1
Isopropylbenzene	ND		ug/l	0.50	--	1
p-Isopropyltoluene	ND		ug/l	0.50	--	1
Naphthalene	ND		ug/l	2.5	--	1
n-Propylbenzene	ND		ug/l	0.50	--	1
1,2,3-Trichlorobenzene	ND		ug/l	2.5	--	1

Project Name: TROY MILLS LANDFILL SUPERFUND **Lab Number:** L2263410

Project Number: 04.0190987.33 **Report Date:** 12/05/22

SAMPLE RESULTS

Lab ID: L2263410-05 Date Collected: 11/09/22 12:45

Client ID: TRY_M-1 Date Received: 11/10/22

Sample Location: TROY, NH Field Prep: None

Sample Depth:

Parameter	Result	Qualifier	Units	RL	MDL	Dilution Factor
Volatile Organics by GC/MS - Westborough Lab						
1,2,4-Trichlorobenzene	ND		ug/l	2.5	--	1
1,3,5-Trimethylbenzene	ND		ug/l	2.5	--	1
1,3,5-Trichlorobenzene	ND		ug/l	2.0	--	1
1,2,4-Trimethylbenzene	ND		ug/l	2.5	--	1
Ethyl ether	ND		ug/l	2.5	--	1
Isopropyl Ether	ND		ug/l	2.0	--	1
Tert-Butyl Alcohol	ND		ug/l	10	--	1
Ethyl-Tert-Butyl-Ether	ND		ug/l	2.0	--	1
Tertiary-Amyl Methyl Ether	ND		ug/l	2.0	--	1
1,4-Dioxane	ND		ug/l	250	--	1

Surrogate	% Recovery	Qualifier	Acceptance Criteria
1,2-Dichloroethane-d4	104		70-130
Toluene-d8	98		70-130
4-Bromofluorobenzene	94		70-130
Dibromofluoromethane	102		70-130

Project Name: TROY MILLS LANDFILL SUPERFUND **Lab Number:** L2263410

Project Number: 04.0190987.33 **Report Date:** 12/05/22

Method Blank Analysis
Batch Quality Control

Analytical Method: 1,8260D
Analytical Date: 11/17/22 17:25
Analyst: LAC

Parameter	Result	Qualifier	Units	RL	MDL
Volatile Organics by GC/MS - Westborough Lab for sample(s): 02-03 Batch: WG1713922-5					
Methylene chloride	ND		ug/l	3.0	--
1,1-Dichloroethane	ND		ug/l	0.75	--
Chloroform	ND		ug/l	0.75	--
Carbon tetrachloride	ND		ug/l	0.50	--
1,2-Dichloropropane	ND		ug/l	1.8	--
Dibromochloromethane	ND		ug/l	0.50	--
1,1,2-Trichloroethane	ND		ug/l	0.75	--
Tetrachloroethene	ND		ug/l	0.50	--
Chlorobenzene	ND		ug/l	0.50	--
Trichlorofluoromethane	ND		ug/l	2.5	--
1,2-Dichloroethane	ND		ug/l	0.50	--
1,1,1-Trichloroethane	ND		ug/l	0.50	--
Bromodichloromethane	ND		ug/l	0.50	--
trans-1,3-Dichloropropene	ND		ug/l	0.50	--
cis-1,3-Dichloropropene	ND		ug/l	0.50	--
1,3-Dichloropropene, Total	ND		ug/l	0.50	--
1,1-Dichloropropene	ND		ug/l	2.5	--
Bromoform	ND		ug/l	2.0	--
1,1,2,2-Tetrachloroethane	ND		ug/l	0.50	--
Benzene	ND		ug/l	0.50	--
Toluene	ND		ug/l	0.75	--
Ethylbenzene	ND		ug/l	0.50	--
Chloromethane	ND		ug/l	2.5	--
Bromomethane	ND		ug/l	1.0	--
Vinyl chloride	ND		ug/l	1.0	--
Chloroethane	ND		ug/l	1.0	--
1,1-Dichloroethene	ND		ug/l	0.50	--
trans-1,2-Dichloroethene	ND		ug/l	0.75	--
1,2-Dichloroethene, Total	ND		ug/l	0.50	--

Project Name: TROY MILLS LANDFILL SUPERFUND **Lab Number:** L2263410

Project Number: 04.0190987.33 **Report Date:** 12/05/22

Method Blank Analysis
Batch Quality Control

Analytical Method: 1,8260D
Analytical Date: 11/17/22 17:25
Analyst: LAC

Parameter	Result	Qualifier	Units	RL	MDL
Volatile Organics by GC/MS - Westborough Lab for sample(s): 02-03 Batch: WG1713922-5					
Trichloroethene	ND		ug/l	0.50	--
1,2-Dichlorobenzene	ND		ug/l	2.5	--
1,3-Dichlorobenzene	ND		ug/l	2.5	--
1,4-Dichlorobenzene	ND		ug/l	2.5	--
Methyl tert butyl ether	ND		ug/l	1.0	--
p/m-Xylene	ND		ug/l	1.0	--
o-Xylene	ND		ug/l	1.0	--
Xylenes, Total	ND		ug/l	1.0	--
cis-1,2-Dichloroethene	ND		ug/l	0.50	--
Dibromomethane	ND		ug/l	5.0	--
1,2,3-Trichloropropane	ND		ug/l	5.0	--
Styrene	ND		ug/l	1.0	--
Dichlorodifluoromethane	ND		ug/l	5.0	--
Acetone	ND		ug/l	5.0	--
Carbon disulfide	ND		ug/l	5.0	--
2-Butanone	ND		ug/l	5.0	--
4-Methyl-2-pentanone	ND		ug/l	5.0	--
2-Hexanone	ND		ug/l	5.0	--
Bromochloromethane	ND		ug/l	2.5	--
Tetrahydrofuran	ND		ug/l	5.0	--
2,2-Dichloropropane	ND		ug/l	2.5	--
1,2-Dibromoethane	ND		ug/l	2.0	--
1,1,1,2-Tetrachloroethane	ND		ug/l	0.50	--
Bromobenzene	ND		ug/l	2.5	--
n-Butylbenzene	ND		ug/l	0.50	--
sec-Butylbenzene	ND		ug/l	0.50	--
tert-Butylbenzene	ND		ug/l	2.5	--
o-Chlorotoluene	ND		ug/l	2.5	--
p-Chlorotoluene	ND		ug/l	2.5	--

Project Name: TROY MILLS LANDFILL SUPERFUND **Lab Number:** L2263410

Project Number: 04.0190987.33 **Report Date:** 12/05/22

Method Blank Analysis
Batch Quality Control

Analytical Method: 1,8260D
Analytical Date: 11/17/22 17:25
Analyst: LAC

Parameter	Result	Qualifier	Units	RL	MDL
Volatile Organics by GC/MS - Westborough Lab for sample(s): 02-03 Batch: WG1713922-5					
1,2-Dibromo-3-chloropropane	ND		ug/l	2.5	--
Hexachlorobutadiene	ND		ug/l	0.50	--
Isopropylbenzene	ND		ug/l	0.50	--
p-Isopropyltoluene	ND		ug/l	0.50	--
Naphthalene	ND		ug/l	2.5	--
n-Propylbenzene	ND		ug/l	0.50	--
1,2,3-Trichlorobenzene	ND		ug/l	2.5	--
1,2,4-Trichlorobenzene	ND		ug/l	2.5	--
1,3,5-Trimethylbenzene	ND		ug/l	2.5	--
1,3,5-Trichlorobenzene	ND		ug/l	2.0	--
1,2,4-Trimethylbenzene	ND		ug/l	2.5	--
Ethyl ether	ND		ug/l	2.5	--
Isopropyl Ether	ND		ug/l	2.0	--
Tert-Butyl Alcohol	ND		ug/l	10	--
Ethyl-Tert-Butyl-Ether	ND		ug/l	2.0	--
Tertiary-Amyl Methyl Ether	ND		ug/l	2.0	--
1,4-Dioxane	ND		ug/l	250	--

Surrogate	%Recovery	Qualifier	Acceptance Criteria
1,2-Dichloroethane-d4	102		70-130
Toluene-d8	104		70-130
4-Bromofluorobenzene	95		70-130
Dibromofluoromethane	101		70-130

Project Name: TROY MILLS LANDFILL SUPERFUND **Lab Number:** L2263410

Project Number: 04.0190987.33 **Report Date:** 12/05/22

Method Blank Analysis
Batch Quality Control

Analytical Method: 1,8260D
Analytical Date: 11/19/22 08:39
Analyst: TMS

Parameter	Result	Qualifier	Units	RL	MDL
Volatile Organics by GC/MS - Westborough Lab for sample(s): 01,04-05 Batch: WG1714768-5					
Methylene chloride	ND		ug/l	3.0	--
1,1-Dichloroethane	ND		ug/l	0.75	--
Chloroform	ND		ug/l	0.75	--
Carbon tetrachloride	ND		ug/l	0.50	--
1,2-Dichloropropane	ND		ug/l	1.8	--
Dibromochloromethane	ND		ug/l	0.50	--
1,1,2-Trichloroethane	ND		ug/l	0.75	--
Tetrachloroethene	ND		ug/l	0.50	--
Chlorobenzene	ND		ug/l	0.50	--
Trichlorofluoromethane	ND		ug/l	2.5	--
1,2-Dichloroethane	ND		ug/l	0.50	--
1,1,1-Trichloroethane	ND		ug/l	0.50	--
Bromodichloromethane	ND		ug/l	0.50	--
trans-1,3-Dichloropropene	ND		ug/l	0.50	--
cis-1,3-Dichloropropene	ND		ug/l	0.50	--
1,3-Dichloropropene, Total	ND		ug/l	0.50	--
1,1-Dichloropropene	ND		ug/l	2.5	--
Bromoform	ND		ug/l	2.0	--
1,1,2,2-Tetrachloroethane	ND		ug/l	0.50	--
Benzene	ND		ug/l	0.50	--
Toluene	ND		ug/l	0.75	--
Ethylbenzene	ND		ug/l	0.50	--
Chloromethane	ND		ug/l	2.5	--
Bromomethane	ND		ug/l	1.0	--
Vinyl chloride	ND		ug/l	1.0	--
Chloroethane	ND		ug/l	1.0	--
1,1-Dichloroethene	ND		ug/l	0.50	--
trans-1,2-Dichloroethene	ND		ug/l	0.75	--
1,2-Dichloroethene, Total	ND		ug/l	0.50	--

Project Name: TROY MILLS LANDFILL SUPERFUND **Lab Number:** L2263410

Project Number: 04.0190987.33 **Report Date:** 12/05/22

Method Blank Analysis
Batch Quality Control

Analytical Method: 1,8260D
Analytical Date: 11/19/22 08:39
Analyst: TMS

Parameter	Result	Qualifier	Units	RL	MDL
Volatile Organics by GC/MS - Westborough Lab for sample(s): 01,04-05 Batch: WG1714768-5					
Trichloroethene	ND		ug/l	0.50	--
1,2-Dichlorobenzene	ND		ug/l	2.5	--
1,3-Dichlorobenzene	ND		ug/l	2.5	--
1,4-Dichlorobenzene	ND		ug/l	2.5	--
Methyl tert butyl ether	ND		ug/l	1.0	--
p/m-Xylene	ND		ug/l	1.0	--
o-Xylene	ND		ug/l	1.0	--
Xylenes, Total	ND		ug/l	1.0	--
cis-1,2-Dichloroethene	ND		ug/l	0.50	--
Dibromomethane	ND		ug/l	5.0	--
1,2,3-Trichloropropane	ND		ug/l	5.0	--
Styrene	ND		ug/l	1.0	--
Dichlorodifluoromethane	ND		ug/l	5.0	--
Acetone	ND		ug/l	5.0	--
Carbon disulfide	ND		ug/l	5.0	--
2-Butanone	ND		ug/l	5.0	--
4-Methyl-2-pentanone	ND		ug/l	5.0	--
2-Hexanone	ND		ug/l	5.0	--
Bromochloromethane	ND		ug/l	2.5	--
Tetrahydrofuran	ND		ug/l	5.0	--
2,2-Dichloropropane	ND		ug/l	2.5	--
1,2-Dibromoethane	ND		ug/l	2.0	--
1,1,1,2-Tetrachloroethane	ND		ug/l	0.50	--
Bromobenzene	ND		ug/l	2.5	--
n-Butylbenzene	ND		ug/l	0.50	--
sec-Butylbenzene	ND		ug/l	0.50	--
tert-Butylbenzene	ND		ug/l	2.5	--
o-Chlorotoluene	ND		ug/l	2.5	--
p-Chlorotoluene	ND		ug/l	2.5	--

Project Name: TROY MILLS LANDFILL SUPERFUND **Lab Number:** L2263410

Project Number: 04.0190987.33 **Report Date:** 12/05/22

Method Blank Analysis
Batch Quality Control

Analytical Method: 1,8260D
Analytical Date: 11/19/22 08:39
Analyst: TMS

Parameter	Result	Qualifier	Units	RL	MDL
Volatile Organics by GC/MS - Westborough Lab for sample(s): 01,04-05 Batch: WG1714768-5					
1,2-Dibromo-3-chloropropane	ND		ug/l	2.5	--
Hexachlorobutadiene	ND		ug/l	0.50	--
Isopropylbenzene	ND		ug/l	0.50	--
p-Isopropyltoluene	ND		ug/l	0.50	--
Naphthalene	ND		ug/l	2.5	--
n-Propylbenzene	ND		ug/l	0.50	--
1,2,3-Trichlorobenzene	ND		ug/l	2.5	--
1,2,4-Trichlorobenzene	ND		ug/l	2.5	--
1,3,5-Trimethylbenzene	ND		ug/l	2.5	--
1,3,5-Trichlorobenzene	ND		ug/l	2.0	--
1,2,4-Trimethylbenzene	ND		ug/l	2.5	--
Ethyl ether	ND		ug/l	2.5	--
Isopropyl Ether	ND		ug/l	2.0	--
Tert-Butyl Alcohol	ND		ug/l	10	--
Ethyl-Tert-Butyl-Ether	ND		ug/l	2.0	--
Tertiary-Amyl Methyl Ether	ND		ug/l	2.0	--
1,4-Dioxane	ND		ug/l	250	--

Surrogate	%Recovery	Qualifier	Acceptance Criteria
1,2-Dichloroethane-d4	103		70-130
Toluene-d8	99		70-130
4-Bromofluorobenzene	90		70-130
Dibromofluoromethane	102		70-130

Lab Control Sample Analysis
Batch Quality Control

Project Name: TROY MILLS LANDFILL SUPERFUND
Project Number: 04.0190987.33

Lab Number: L2263410
Report Date: 12/05/22

Parameter	LCS %Recovery	Qual	LCSD %Recovery	Qual	%Recovery Limits	RPD	Qual	RPD Limits
Volatile Organics by GC/MS - Westborough Lab Associated sample(s): 02-03 Batch: WG1713922-3 WG1713922-4								
Methylene chloride	93		92		70-130	1		20
1,1-Dichloroethane	100		92		70-130	8		20
Chloroform	98		93		70-130	5		20
Carbon tetrachloride	89		85		63-132	5		20
1,2-Dichloropropane	100		94		70-130	6		20
Dibromochloromethane	90		84		63-130	7		20
1,1,2-Trichloroethane	100		93		70-130	7		20
Tetrachloroethene	94		86		70-130	9		20
Chlorobenzene	99		92		75-130	7		25
Trichlorofluoromethane	110		99		62-150	11		20
1,2-Dichloroethane	95		92		70-130	3		20
1,1,1-Trichloroethane	92		88		67-130	4		20
Bromodichloromethane	92		87		67-130	6		20
trans-1,3-Dichloropropene	90		86		70-130	5		20
cis-1,3-Dichloropropene	91		85		70-130	7		20
1,1-Dichloropropene	97		88		70-130	10		20
Bromoform	87		78		54-136	11		20
1,1,2,2-Tetrachloroethane	100		97		67-130	3		20
Benzene	98		92		70-130	6		25
Toluene	99		90		70-130	10		25
Ethylbenzene	98		89		70-130	10		20
Chloromethane	97		91		64-130	6		20
Bromomethane	110		100		39-139	10		20

Lab Control Sample Analysis
Batch Quality Control

Project Name: TROY MILLS LANDFILL SUPERFUND
Project Number: 04.0190987.33

Lab Number: L2263410
Report Date: 12/05/22

Parameter	LCS %Recovery	Qual	LCSD %Recovery	Qual	%Recovery Limits	RPD	Qual	RPD Limits
Volatile Organics by GC/MS - Westborough Lab Associated sample(s): 02-03 Batch: WG1713922-3 WG1713922-4								
Vinyl chloride	110		100		55-140	10		20
Chloroethane	**210**	Q	**200**	Q	55-138	5		20
1,1-Dichloroethene	110		100		61-145	10		25
trans-1,2-Dichloroethene	96		93		70-130	3		20
Trichloroethene	92		89		70-130	3		25
1,2-Dichlorobenzene	100		88		70-130	13		20
1,3-Dichlorobenzene	100		89		70-130	12		20
1,4-Dichlorobenzene	100		91		70-130	9		20
Methyl tert butyl ether	86		84		63-130	2		20
p/m-Xylene	95		90		70-130	5		20
o-Xylene	95		85		70-130	11		20
cis-1,2-Dichloroethene	99		91		70-130	8		20
Dibromomethane	93		89		70-130	4		20
1,2,3-Trichloropropane	98		89		64-130	10		20
Styrene	95		85		70-130	11		20
Dichlorodifluoromethane	87		82		36-147	6		20
Acetone	93		100		58-148	7		20
Carbon disulfide	110		100		51-130	10		20
2-Butanone	90		83		63-138	8		20
4-Methyl-2-pentanone	89		85		59-130	5		20
2-Hexanone	78		82		57-130	5		20
Bromochloromethane	98		92		70-130	6		20
Tetrahydrofuran	75		77		58-130	3		20

Lab Control Sample Analysis
Batch Quality Control

Project Name: TROY MILLS LANDFILL SUPERFUND
Project Number: 04.0190987.33

Lab Number: L2263410
Report Date: 12/05/22

Parameter	LCS %Recovery	Qual	LCSD %Recovery	Qual	%Recovery Limits	RPD	Qual	RPD Limits
Volatile Organics by GC/MS - Westborough Lab Associated sample(s): 02-03 Batch: WG1713922-3 WG1713922-4								
2,2-Dichloropropane	94		87		63-133	8		20
1,2-Dibromoethane	96		90		70-130	6		20
1,1,1,2-Tetrachloroethane	90		84		64-130	7		20
Bromobenzene	100		89		70-130	12		20
n-Butylbenzene	110		93		53-136	17		20
sec-Butylbenzene	100		92		70-130	8		20
tert-Butylbenzene	98		88		70-130	11		20
o-Chlorotoluene	100		89		70-130	12		20
p-Chlorotoluene	110		91		70-130	19		20
1,2-Dibromo-3-chloropropane	94		83		41-144	12		20
Hexachlorobutadiene	92		85		63-130	8		20
Isopropylbenzene	100		90		70-130	11		20
p-Isopropyltoluene	100		91		70-130	9		20
Naphthalene	96		89		70-130	8		20
n-Propylbenzene	100		93		69-130	7		20
1,2,3-Trichlorobenzene	98		88		70-130	11		20
1,2,4-Trichlorobenzene	100		90		70-130	11		20
1,3,5-Trimethylbenzene	100		89		64-130	12		20
1,3,5-Trichlorobenzene	99		90		70-130	10		20
1,2,4-Trimethylbenzene	99		88		70-130	12		20
Ethyl ether	110		100		59-134	10		20
Isopropyl Ether	87		83		70-130	5		20
Tert-Butyl Alcohol	84		82		70-130	2		20

Lab Control Sample Analysis

Batch Quality Control

Project Name: TROY MILLS LANDFILL SUPERFUND

Project Number: 04.0190987.33

Lab Number: L2263410

Report Date: 12/05/22

Parameter	LCS %Recovery	Qual	LCSD %Recovery	Qual	%Recovery Limits	RPD	Qual	RPD Limits
Volatile Organics by GC/MS - Westborough Lab Associated sample(s): 02-03 Batch: WG1713922-3 WG1713922-4								
Ethyl-Tert-Butyl-Ether	88		85		70-130	3		20
Tertiary-Amyl Methyl Ether	82		79		66-130	4		20
1,4-Dioxane	128		112		56-162	13		20

Surrogate	LCS %Recovery	Qual	LCSD %Recovery	Qual	Acceptance Criteria
1,2-Dichloroethane-d4	99		98		70-130
Toluene-d8	103		101		70-130
4-Bromofluorobenzene	98		97		70-130
Dibromofluoromethane	99		98		70-130

Lab Control Sample Analysis
Batch Quality Control

Project Name: TROY MILLS LANDFILL SUPERFUND
Project Number: 04.0190987.33

Lab Number: L2263410
Report Date: 12/05/22

Parameter	LCS %Recovery	Qual	LCSD %Recovery	Qual	%Recovery Limits	RPD	Qual	RPD Limits
Volatile Organics by GC/MS - Westborough Lab Associated sample(s): 01,04-05 Batch: WG1714768-3 WG1714768-4								
Methylene chloride	90		92		70-130	2		20
1,1-Dichloroethane	100		98		70-130	2		20
Chloroform	100		100		70-130	0		20
Carbon tetrachloride	100		100		63-132	0		20
1,2-Dichloropropane	100		100		70-130	0		20
Dibromochloromethane	100		98		63-130	2		20
1,1,2-Trichloroethane	95		91		70-130	4		20
Tetrachloroethene	110		110		70-130	0		20
Chlorobenzene	110		110		75-130	0		25
Trichlorofluoromethane	96		93		62-150	3		20
1,2-Dichloroethane	100		100		70-130	0		20
1,1,1-Trichloroethane	100		100		67-130	0		20
Bromodichloromethane	100		99		67-130	1		20
trans-1,3-Dichloropropene	97		93		70-130	4		20
cis-1,3-Dichloropropene	96		96		70-130	0		20
1,1-Dichloropropene	100		99		70-130	1		20
Bromoform	97		92		54-136	5		20
1,1,2,2-Tetrachloroethane	94		91		67-130	3		20
Benzene	100		100		70-130	0		25
Toluene	100		100		70-130	0		25
Ethylbenzene	100		100		70-130	0		20
Chloromethane	92		86		64-130	7		20
Bromomethane	91		97		39-139	6		20

Lab Control Sample Analysis
Batch Quality Control

Project Name: TROY MILLS LANDFILL SUPERFUND
Project Number: 04.0190987.33

Lab Number: L2263410
Report Date: 12/05/22

Parameter	LCS %Recovery	Qual	LCSD %Recovery	Qual	%Recovery Limits	RPD	Qual	RPD Limits
Volatile Organics by GC/MS - Westborough Lab Associated sample(s): 01,04-05 Batch: WG1714768-3 WG1714768-4								
Vinyl chloride	110		100		55-140	10		20
Chloroethane	**220**	Q	**220**	Q	55-138	0		20
1,1-Dichloroethene	89		91		61-145	2		25
trans-1,2-Dichloroethene	97		98		70-130	1		20
Trichloroethene	97		97		70-130	0		25
1,2-Dichlorobenzene	100		100		70-130	0		20
1,3-Dichlorobenzene	100		100		70-130	0		20
1,4-Dichlorobenzene	110		110		70-130	0		20
Methyl tert butyl ether	88		87		63-130	1		20
p/m-Xylene	105		105		70-130	0		20
o-Xylene	105		105		70-130	0		20
cis-1,2-Dichloroethene	98		94		70-130	4		20
Dibromomethane	100		110		70-130	10		20
1,2,3-Trichloropropane	93		88		64-130	6		20
Styrene	105		100		70-130	5		20
Dichlorodifluoromethane	93		94		36-147	1		20
Acetone	77		74		58-148	4		20
Carbon disulfide	66		67		51-130	2		20
2-Butanone	80		70		63-138	13		20
4-Methyl-2-pentanone	77		73		59-130	5		20
2-Hexanone	77		71		57-130	8		20
Bromochloromethane	110		110		70-130	0		20
Tetrahydrofuran	86		78		58-130	10		20

Lab Control Sample Analysis
Batch Quality Control

Project Name: TROY MILLS LANDFILL SUPERFUND
Project Number: 04.0190987.33
Lab Number: L2263410
Report Date: 12/05/22

Parameter	LCS %Recovery	Qual	LCSD %Recovery	Qual	%Recovery Limits	RPD	Qual	RPD Limits
Volatile Organics by GC/MS - Westborough Lab Associated sample(s): 01,04-05 Batch: WG1714768-3 WG1714768-4								
2,2-Dichloropropane	110		100		63-133	10		20
1,2-Dibromoethane	100		99		70-130	1		20
1,1,1,2-Tetrachloroethane	100		100		64-130	0		20
Bromobenzene	100		100		70-130	0		20
n-Butylbenzene	100		100		53-136	0		20
sec-Butylbenzene	100		100		70-130	0		20
tert-Butylbenzene	100		100		70-130	0		20
o-Chlorotoluene	100		100		70-130	0		20
p-Chlorotoluene	100		98		70-130	2		20
1,2-Dibromo-3-chloropropane	90		82		41-144	9		20
Hexachlorobutadiene	97		96		63-130	1		20
Isopropylbenzene	99		98		70-130	1		20
p-Isopropyltoluene	100		100		70-130	0		20
Naphthalene	72		71		70-130	1		20
n-Propylbenzene	100		100		69-130	0		20
1,2,3-Trichlorobenzene	88		88		70-130	0		20
1,2,4-Trichlorobenzene	93		90		70-130	3		20
1,3,5-Trimethylbenzene	100		99		64-130	1		20
1,3,5-Trichlorobenzene	97		98		70-130	1		20
1,2,4-Trimethylbenzene	100		97		70-130	3		20
Ethyl ether	88		87		59-134	1		20
Isopropyl Ether	88		87		70-130	1		20
Tert-Butyl Alcohol	78		74		70-130	5		20

Lab Control Sample Analysis
Batch Quality Control

Project Name: TROY MILLS LANDFILL SUPERFUND
Project Number: 04.0190987.33
Lab Number: L2263410
Report Date: 12/05/22

Parameter	LCS %Recovery	Qual	LCSD %Recovery	Qual	%Recovery Limits	RPD	Qual	RPD Limits
Volatile Organics by GC/MS - Westborough Lab Associated sample(s): 01,04-05 Batch: WG1714768-3 WG1714768-4								
Ethyl-Tert-Butyl-Ether	89		88		70-130	1		20
Tertiary-Amyl Methyl Ether	90		90		66-130	0		20
1,4-Dioxane	112		108		56-162	4		20

Surrogate	LCS %Recovery	Qual	LCSD %Recovery	Qual	Acceptance Criteria
1,2-Dichloroethane-d4	106		106		70-130
Toluene-d8	100		100		70-130
4-Bromofluorobenzene	89		88		70-130
Dibromofluoromethane	99		100		70-130

SEMIVOLATILES

Project Name: TROY MILLS LANDFILL SUPERFUND **Lab Number:** L2263410

Project Number: 04.0190987.33 **Report Date:** 12/05/22

SAMPLE RESULTS

Lab ID: L2263410-02
Client ID: TRY_MW-202P
Sample Location: TROY, NH

Date Collected: 11/07/22 14:30
Date Received: 11/10/22
Field Prep: Not Specified

Sample Depth:
Matrix: Water
Analytical Method: 1,8270E
Analytical Date: 11/15/22 22:53
Analyst: EK

Extraction Method: EPA 3510C
Extraction Date: 11/13/22 01:46

Parameter	Result	Qualifier	Units	RL	MDL	Dilution Factor
Semivolatile Organics by GC/MS - Westborough Lab						
Benzidine	ND		ug/l	20	--	1
1,2,4-Trichlorobenzene	ND		ug/l	5.0	--	1
Bis(2-chloroethyl)ether	ND		ug/l	2.0	--	1
1,2-Dichlorobenzene	ND		ug/l	2.0	--	1
1,3-Dichlorobenzene	ND		ug/l	2.0	--	1
1,4-Dichlorobenzene	ND		ug/l	2.0	--	1
3,3'-Dichlorobenzidine	ND		ug/l	5.0	--	1
2,4-Dinitrotoluene	ND		ug/l	5.0	--	1
2,6-Dinitrotoluene	ND		ug/l	5.0	--	1
Azobenzene	ND		ug/l	2.0	--	1
4-Chlorophenyl phenyl ether	ND		ug/l	2.0	--	1
4-Bromophenyl phenyl ether	ND		ug/l	2.0	--	1
Bis(2-chloroisopropyl)ether	ND		ug/l	2.0	--	1
Bis(2-chloroethoxy)methane	ND		ug/l	5.0	--	1
Hexachlorocyclopentadiene	ND		ug/l	20	--	1
Isophorone	ND		ug/l	5.0	--	1
Nitrobenzene	ND		ug/l	2.0	--	1
NDPA/DPA	ND		ug/l	2.0	--	1
n-Nitrosodi-n-propylamine	ND		ug/l	5.0	--	1
Bis(2-ethylhexyl)phthalate	ND		ug/l	3.0	--	1
Butyl benzyl phthalate	ND		ug/l	5.0	--	1
Di-n-butylphthalate	ND		ug/l	5.0	--	1
Di-n-octylphthalate	ND		ug/l	5.0	--	1
Diethyl phthalate	ND		ug/l	5.0	--	1
Dimethyl phthalate	ND		ug/l	5.0	--	1
Biphenyl	ND		ug/l	2.0	--	1
Aniline	ND		ug/l	2.0	--	1
4-Chloroaniline	ND		ug/l	5.0	--	1

Project Name: TROY MILLS LANDFILL SUPERFUND **Lab Number:** L2263410

Project Number: 04.0190987.33 **Report Date:** 12/05/22

SAMPLE RESULTS

Lab ID: L2263410-02 Date Collected: 11/07/22 14:30

Client ID: TRY_MW-202P Date Received: 11/10/22

Sample Location: TROY, NH Field Prep: Not Specified

Sample Depth:

Parameter	Result	Qualifier	Units	RL	MDL	Dilution Factor
Semivolatile Organics by GC/MS - Westborough Lab						
2-Nitroaniline	ND		ug/l	5.0	--	1
3-Nitroaniline	ND		ug/l	5.0	--	1
4-Nitroaniline	ND		ug/l	5.0	--	1
Dibenzofuran	ND		ug/l	2.0	--	1
n-Nitrosodimethylamine	ND		ug/l	2.0	--	1
2,4,6-Trichlorophenol	ND		ug/l	5.0	--	1
p-Chloro-m-cresol	ND		ug/l	2.0	--	1
2-Chlorophenol	ND		ug/l	2.0	--	1
2,4-Dichlorophenol	ND		ug/l	5.0	--	1
2,4-Dimethylphenol	ND		ug/l	5.0	--	1
2-Nitrophenol	ND		ug/l	10	--	1
4-Nitrophenol	ND		ug/l	10	--	1
2,4-Dinitrophenol	ND		ug/l	20	--	1
4,6-Dinitro-o-cresol	ND		ug/l	10	--	1
Phenol	ND		ug/l	5.0	--	1
2-Methylphenol	ND		ug/l	5.0	--	1
3-Methylphenol/4-Methylphenol	ND		ug/l	5.0	--	1
2,4,5-Trichlorophenol	ND		ug/l	5.0	--	1
Benzoic Acid	ND		ug/l	50	--	1
Benzyl Alcohol	ND		ug/l	2.0	--	1
Carbazole	ND		ug/l	2.0	--	1
Pyridine	ND		ug/l	3.5	--	1

Surrogate	% Recovery	Qualifier	Acceptance Criteria
2-Fluorophenol	32		21-120
Phenol-d6	38		10-120
Nitrobenzene-d5	73		23-120
2-Fluorobiphenyl	61		15-120
2,4,6-Tribromophenol	15		10-120
4-Terphenyl-d14	59		41-149

Project Name: TROY MILLS LANDFILL SUPERFUND
Lab Number: L2263410
Project Number: 04.0190987.33
Report Date: 12/05/22

SAMPLE RESULTS

Lab ID: L2263410-02
Client ID: TRY_MW-202P
Sample Location: TROY, NH

Date Collected: 11/07/22 14:30
Date Received: 11/10/22
Field Prep: Not Specified

Sample Depth:
Matrix: Water
Analytical Method: 1,8270E-SIM
Analytical Date: 11/15/22 19:34
Analyst: DMB

Extraction Method: EPA 3510C
Extraction Date: 11/14/22 09:59

Parameter	Result	Qualifier	Units	RL	MDL	Dilution Factor
1,4 Dioxane by 8270E-SIM - Mansfield Lab						
1,4-Dioxane	0.348		ug/l	0.144	--	1

Surrogate	% Recovery	Qualifier	Acceptance Criteria
1,4-Dioxane-d8	53		15-110

Project Name: TROY MILLS LANDFILL SUPERFUND **Lab Number:** L2263410

Project Number: 04.0190987.33 **Report Date:** 12/05/22

SAMPLE RESULTS

Lab ID: L2263410-02
Client ID: TRY_MW-202P
Sample Location: TROY, NH

Date Collected: 11/07/22 14:30
Date Received: 11/10/22
Field Prep: Not Specified

Sample Depth:
Matrix: Water
Analytical Method: 1,8270E-SIM
Analytical Date: 11/19/22 19:34
Analyst: AH

Extraction Method: EPA 3510C
Extraction Date: 11/13/22 01:47

Parameter	Result	Qualifier	Units	RL	MDL	Dilution Factor
Semivolatile Organics by GC/MS-SIM - Westborough Lab						
Acenaphthene	ND		ug/l	0.10	--	1
2-Chloronaphthalene	ND		ug/l	0.20	--	1
Fluoranthene	ND		ug/l	0.10	--	1
Hexachlorobutadiene	ND		ug/l	0.50	--	1
Naphthalene	ND		ug/l	0.10	--	1
Benzo(a)anthracene	ND		ug/l	0.10	--	1
Benzo(a)pyrene	ND		ug/l	0.10	--	1
Benzo(b)fluoranthene	ND		ug/l	0.10	--	1
Benzo(k)fluoranthene	ND		ug/l	0.10	--	1
Chrysene	ND		ug/l	0.10	--	1
Acenaphthylene	ND		ug/l	0.10	--	1
Anthracene	ND		ug/l	0.10	--	1
Benzo(ghi)perylene	ND		ug/l	0.10	--	1
Fluorene	ND		ug/l	0.10	--	1
Phenanthrene	ND		ug/l	0.10	--	1
Dibenzo(a,h)anthracene	ND		ug/l	0.10	--	1
Indeno(1,2,3-cd)pyrene	ND		ug/l	0.10	--	1
Pyrene	ND		ug/l	0.10	--	1
1-Methylnaphthalene	ND		ug/l	0.10	--	1
2-Methylnaphthalene	ND		ug/l	0.10	--	1
Pentachlorophenol	ND		ug/l	0.80	--	1
Hexachlorobenzene	ND		ug/l	0.80	--	1
Hexachloroethane	ND		ug/l	0.80	--	1

Project Name: TROY MILLS LANDFILL SUPERFUND **Lab Number:** L2263410

Project Number: 04.0190987.33 **Report Date:** 12/05/22

SAMPLE RESULTS

Lab ID: L2263410-02 Date Collected: 11/07/22 14:30

Client ID: TRY_MW-202P Date Received: 11/10/22

Sample Location: TROY, NH Field Prep: Not Specified

Sample Depth:

Parameter	Result	Qualifier	Units	RL	MDL	Dilution Factor
Semivolatile Organics by GC/MS-SIM - Westborough Lab						

Surrogate	% Recovery	Qualifier	Acceptance Criteria
2-Fluorophenol	30		21-120
Phenol-d6	45		10-120
Nitrobenzene-d5	115		23-120
2-Fluorobiphenyl	69		15-120
2,4,6-Tribromophenol	25		10-120
4-Terphenyl-d14	69		41-149

Project Name: TROY MILLS LANDFILL SUPERFUND **Lab Number:** L2263410

Project Number: 04.0190987.33 **Report Date:** 12/05/22

SAMPLE RESULTS

Lab ID: L2263410-03
Client ID: TRY_MW-602B
Sample Location: TROY, NH

Date Collected: 11/07/22 12:50
Date Received: 11/10/22
Field Prep: Not Specified

Sample Depth:
Matrix: Water
Analytical Method: 1,8270E
Analytical Date: 11/15/22 23:16
Analyst: EK

Extraction Method: EPA 3510C
Extraction Date: 11/13/22 01:46

Parameter	Result	Qualifier	Units	RL	MDL	Dilution Factor
Semivolatile Organics by GC/MS - Westborough Lab						
Benzidine	ND		ug/l	20	--	1
1,2,4-Trichlorobenzene	ND		ug/l	5.0	--	1
Bis(2-chloroethyl)ether	ND		ug/l	2.0	--	1
1,2-Dichlorobenzene	ND		ug/l	2.0	--	1
1,3-Dichlorobenzene	ND		ug/l	2.0	--	1
1,4-Dichlorobenzene	ND		ug/l	2.0	--	1
3,3'-Dichlorobenzidine	ND		ug/l	5.0	--	1
2,4-Dinitrotoluene	ND		ug/l	5.0	--	1
2,6-Dinitrotoluene	ND		ug/l	5.0	--	1
Azobenzene	ND		ug/l	2.0	--	1
4-Chlorophenyl phenyl ether	ND		ug/l	2.0	--	1
4-Bromophenyl phenyl ether	ND		ug/l	2.0	--	1
Bis(2-chloroisopropyl)ether	ND		ug/l	2.0	--	1
Bis(2-chloroethoxy)methane	ND		ug/l	5.0	--	1
Hexachlorocyclopentadiene	ND		ug/l	20	--	1
Isophorone	ND		ug/l	5.0	--	1
Nitrobenzene	ND		ug/l	2.0	--	1
NDPA/DPA	ND		ug/l	2.0	--	1
n-Nitrosodi-n-propylamine	ND		ug/l	5.0	--	1
Bis(2-ethylhexyl)phthalate	ND		ug/l	3.0	--	1
Butyl benzyl phthalate	ND		ug/l	5.0	--	1
Di-n-butylphthalate	ND		ug/l	5.0	--	1
Di-n-octylphthalate	ND		ug/l	5.0	--	1
Diethyl phthalate	ND		ug/l	5.0	--	1
Dimethyl phthalate	ND		ug/l	5.0	--	1
Biphenyl	ND		ug/l	2.0	--	1
Aniline	ND		ug/l	2.0	--	1
4-Chloroaniline	ND		ug/l	5.0	--	1

Project Name: TROY MILLS LANDFILL SUPERFUND **Lab Number:** L2263410

Project Number: 04.0190987.33 **Report Date:** 12/05/22

SAMPLE RESULTS

Lab ID: L2263410-03 Date Collected: 11/07/22 12:50

Client ID: TRY_MW-602B Date Received: 11/10/22

Sample Location: TROY, NH Field Prep: Not Specified

Sample Depth:

Parameter	Result	Qualifier	Units	RL	MDL	Dilution Factor
Semivolatile Organics by GC/MS - Westborough Lab						
2-Nitroaniline	ND		ug/l	5.0	--	1
3-Nitroaniline	ND		ug/l	5.0	--	1
4-Nitroaniline	ND		ug/l	5.0	--	1
Dibenzofuran	ND		ug/l	2.0	--	1
n-Nitrosodimethylamine	ND		ug/l	2.0	--	1
2,4,6-Trichlorophenol	ND		ug/l	5.0	--	1
p-Chloro-m-cresol	ND		ug/l	2.0	--	1
2-Chlorophenol	ND		ug/l	2.0	--	1
2,4-Dichlorophenol	ND		ug/l	5.0	--	1
2,4-Dimethylphenol	ND		ug/l	5.0	--	1
2-Nitrophenol	ND		ug/l	10	--	1
4-Nitrophenol	ND		ug/l	10	--	1
2,4-Dinitrophenol	ND		ug/l	20	--	1
4,6-Dinitro-o-cresol	ND		ug/l	10	--	1
Phenol	ND		ug/l	5.0	--	1
2-Methylphenol	ND		ug/l	5.0	--	1
3-Methylphenol/4-Methylphenol	ND		ug/l	5.0	--	1
2,4,5-Trichlorophenol	ND		ug/l	5.0	--	1
Benzoic Acid	ND		ug/l	50	--	1
Benzyl Alcohol	ND		ug/l	2.0	--	1
Carbazole	ND		ug/l	2.0	--	1
Pyridine	ND		ug/l	3.5	--	1

Surrogate	% Recovery	Qualifier	Acceptance Criteria
2-Fluorophenol	43		21-120
Phenol-d6	47		10-120
Nitrobenzene-d5	92		23-120
2-Fluorobiphenyl	68		15-120
2,4,6-Tribromophenol	44		10-120
4-Terphenyl-d14	67		41-149

Project Name: TROY MILLS LANDFILL SUPERFUND
Lab Number: L2263410
Project Number: 04.0190987.33
Report Date: 12/05/22

SAMPLE RESULTS

Lab ID: L2263410-03
Client ID: TRY_MW-602B
Sample Location: TROY, NH

Date Collected: 11/07/22 12:50
Date Received: 11/10/22
Field Prep: Not Specified

Sample Depth:
Matrix: Water
Analytical Method: 1,8270E-SIM
Analytical Date: 11/15/22 19:58
Analyst: DMB

Extraction Method: EPA 3510C
Extraction Date: 11/14/22 09:59

Parameter	Result	Qualifier	Units	RL	MDL	Dilution Factor
1,4 Dioxane by 8270E-SIM - Mansfield Lab						
1,4-Dioxane	ND		ug/l	0.139	--	1

Surrogate	% Recovery	Qualifier	Acceptance Criteria
1,4-Dioxane-d8	47		15-110

Project Name: TROY MILLS LANDFILL SUPERFUND **Lab Number:** L2263410

Project Number: 04.0190987.33 **Report Date:** 12/05/22

SAMPLE RESULTS

Lab ID: L2263410-03
Client ID: TRY_MW-602B
Sample Location: TROY, NH

Date Collected: 11/07/22 12:50
Date Received: 11/10/22
Field Prep: Not Specified

Sample Depth:
Matrix: Water
Analytical Method: 1,8270E-SIM
Analytical Date: 11/19/22 19:51
Analyst: AH

Extraction Method: EPA 3510C
Extraction Date: 11/13/22 01:47

Parameter	Result	Qualifier	Units	RL	MDL	Dilution Factor
Semivolatile Organics by GC/MS-SIM - Westborough Lab						
Acenaphthene	ND		ug/l	0.10	--	1
2-Chloronaphthalene	ND		ug/l	0.20	--	1
Fluoranthene	ND		ug/l	0.10	--	1
Hexachlorobutadiene	ND		ug/l	0.50	--	1
Naphthalene	ND		ug/l	0.10	--	1
Benzo(a)anthracene	ND		ug/l	0.10	--	1
Benzo(a)pyrene	ND		ug/l	0.10	--	1
Benzo(b)fluoranthene	ND		ug/l	0.10	--	1
Benzo(k)fluoranthene	ND		ug/l	0.10	--	1
Chrysene	ND		ug/l	0.10	--	1
Acenaphthylene	ND		ug/l	0.10	--	1
Anthracene	ND		ug/l	0.10	--	1
Benzo(ghi)perylene	ND		ug/l	0.10	--	1
Fluorene	ND		ug/l	0.10	--	1
Phenanthrene	ND		ug/l	0.10	--	1
Dibenzo(a,h)anthracene	ND		ug/l	0.10	--	1
Indeno(1,2,3-cd)pyrene	ND		ug/l	0.10	--	1
Pyrene	ND		ug/l	0.10	--	1
1-Methylnaphthalene	ND		ug/l	0.10	--	1
2-Methylnaphthalene	ND		ug/l	0.10	--	1
Pentachlorophenol	ND		ug/l	0.80	--	1
Hexachlorobenzene	ND		ug/l	0.80	--	1
Hexachloroethane	ND		ug/l	0.80	--	1

Project Name: TROY MILLS LANDFILL SUPERFUND **Lab Number:** L2263410

Project Number: 04.0190987.33 **Report Date:** 12/05/22

SAMPLE RESULTS

Lab ID: L2263410-03 Date Collected: 11/07/22 12:50

Client ID: TRY_MW-602B Date Received: 11/10/22

Sample Location: TROY, NH Field Prep: Not Specified

Sample Depth:

Parameter	Result	Qualifier	Units	RL	MDL	Dilution Factor
Semivolatile Organics by GC/MS-SIM - Westborough Lab						

Surrogate	% Recovery	Qualifier	Acceptance Criteria
2-Fluorophenol	43		21-120
Phenol-d6	50		10-120
Nitrobenzene-d5	117		23-120
2-Fluorobiphenyl	73		15-120
2,4,6-Tribromophenol	59		10-120
4-Terphenyl-d14	71		41-149

Project Name: TROY MILLS LANDFILL SUPERFUND **Lab Number:** L2263410

Project Number: 04.0190987.33 **Report Date:** 12/05/22

SAMPLE RESULTS

Lab ID: L2263410-04
Client ID: TRY_MW-102
Sample Location: TROY, NH

Date Collected: 11/09/22 12:40
Date Received: 11/10/22
Field Prep: Refer to COC

Sample Depth:
Matrix: Water
Analytical Method: 1,8270E
Analytical Date: 11/16/22 01:14
Analyst: EK

Extraction Method: EPA 3510C
Extraction Date: 11/13/22 01:46

Parameter	Result	Qualifier	Units	RL	MDL	Dilution Factor
Semivolatile Organics by GC/MS - Westborough Lab						
Benzidine	ND		ug/l	20	--	1
1,2,4-Trichlorobenzene	ND		ug/l	5.0	--	1
Bis(2-chloroethyl)ether	ND		ug/l	2.0	--	1
1,2-Dichlorobenzene	ND		ug/l	2.0	--	1
1,3-Dichlorobenzene	ND		ug/l	2.0	--	1
1,4-Dichlorobenzene	ND		ug/l	2.0	--	1
3,3'-Dichlorobenzidine	ND		ug/l	5.0	--	1
2,4-Dinitrotoluene	ND		ug/l	5.0	--	1
2,6-Dinitrotoluene	ND		ug/l	5.0	--	1
Azobenzene	ND		ug/l	2.0	--	1
4-Chlorophenyl phenyl ether	ND		ug/l	2.0	--	1
4-Bromophenyl phenyl ether	ND		ug/l	2.0	--	1
Bis(2-chloroisopropyl)ether	ND		ug/l	2.0	--	1
Bis(2-chloroethoxy)methane	ND		ug/l	5.0	--	1
Hexachlorocyclopentadiene	ND		ug/l	20	--	1
Isophorone	ND		ug/l	5.0	--	1
Nitrobenzene	ND		ug/l	2.0	--	1
NDPA/DPA	ND		ug/l	2.0	--	1
n-Nitrosodi-n-propylamine	ND		ug/l	5.0	--	1
Bis(2-ethylhexyl)phthalate	ND		ug/l	3.0	--	1
Butyl benzyl phthalate	ND		ug/l	5.0	--	1
Di-n-butylphthalate	ND		ug/l	5.0	--	1
Di-n-octylphthalate	ND		ug/l	5.0	--	1
Diethyl phthalate	ND		ug/l	5.0	--	1
Dimethyl phthalate	ND		ug/l	5.0	--	1
Biphenyl	ND		ug/l	2.0	--	1
Aniline	ND		ug/l	2.0	--	1
4-Chloroaniline	ND		ug/l	5.0	--	1

Project Name: TROY MILLS LANDFILL SUPERFUND **Lab Number:** L2263410

Project Number: 04.0190987.33 **Report Date:** 12/05/22

SAMPLE RESULTS

Lab ID: L2263410-04 Date Collected: 11/09/22 12:40

Client ID: TRY_MW-102 Date Received: 11/10/22

Sample Location: TROY, NH Field Prep: Refer to COC

Sample Depth:

Parameter	Result	Qualifier	Units	RL	MDL	Dilution Factor
Semivolatile Organics by GC/MS - Westborough Lab						
2-Nitroaniline	ND		ug/l	5.0	--	1
3-Nitroaniline	ND		ug/l	5.0	--	1
4-Nitroaniline	ND		ug/l	5.0	--	1
Dibenzofuran	ND		ug/l	2.0	--	1
n-Nitrosodimethylamine	ND		ug/l	2.0	--	1
2,4,6-Trichlorophenol	ND		ug/l	5.0	--	1
p-Chloro-m-cresol	ND		ug/l	2.0	--	1
2-Chlorophenol	ND		ug/l	2.0	--	1
2,4-Dichlorophenol	ND		ug/l	5.0	--	1
2,4-Dimethylphenol	ND		ug/l	5.0	--	1
2-Nitrophenol	ND		ug/l	10	--	1
4-Nitrophenol	ND		ug/l	10	--	1
2,4-Dinitrophenol	ND		ug/l	20	--	1
4,6-Dinitro-o-cresol	ND		ug/l	10	--	1
Phenol	ND		ug/l	5.0	--	1
2-Methylphenol	ND		ug/l	5.0	--	1
3-Methylphenol/4-Methylphenol	ND		ug/l	5.0	--	1
2,4,5-Trichlorophenol	ND		ug/l	5.0	--	1
Benzoic Acid	ND		ug/l	50	--	1
Benzyl Alcohol	ND		ug/l	2.0	--	1
Carbazole	ND		ug/l	2.0	--	1
Pyridine	ND		ug/l	3.5	--	1

Surrogate	% Recovery	Qualifier	Acceptance Criteria
2-Fluorophenol	51		21-120
Phenol-d6	45		10-120
Nitrobenzene-d5	86		23-120
2-Fluorobiphenyl	66		15-120
2,4,6-Tribromophenol	55		10-120
4-Terphenyl-d14	59		41-149

Project Name: TROY MILLS LANDFILL SUPERFUND
Lab Number: L2263410
Project Number: 04.0190987.33
Report Date: 12/05/22

SAMPLE RESULTS

Lab ID: L2263410-04
Client ID: TRY_MW-102
Sample Location: TROY, NH

Date Collected: 11/09/22 12:40
Date Received: 11/10/22
Field Prep: Refer to COC

Sample Depth:
Matrix: Water
Analytical Method: 1,8270E-SIM
Analytical Date: 11/15/22 20:22
Analyst: DMB

Extraction Method: EPA 3510C
Extraction Date: 11/14/22 09:59

Parameter	Result	Qualifier	Units	RL	MDL	Dilution Factor
1,4 Dioxane by 8270E-SIM - Mansfield Lab						
1,4-Dioxane	ND		ug/l	0.134	--	1

Surrogate	% Recovery	Qualifier	Acceptance Criteria
1,4-Dioxane-d8	49		15-110

Project Name: TROY MILLS LANDFILL SUPERFUND
Project Number: 04.0190987.33
Lab Number: L2263410
Report Date: 12/05/22

SAMPLE RESULTS

Lab ID: L2263410-04
Client ID: TRY_MW-102
Sample Location: TROY, NH

Date Collected: 11/09/22 12:40
Date Received: 11/10/22
Field Prep: Refer to COC

Sample Depth:
Matrix: Water
Analytical Method: 1,8270E-SIM
Analytical Date: 11/19/22 20:08
Analyst: AH

Extraction Method: EPA 3510C
Extraction Date: 11/13/22 01:47

Parameter	Result	Qualifier	Units	RL	MDL	Dilution Factor
Semivolatile Organics by GC/MS-SIM - Westborough Lab						
Acenaphthene	ND		ug/l	0.10	--	1
2-Chloronaphthalene	ND		ug/l	0.20	--	1
Fluoranthene	ND		ug/l	0.10	--	1
Hexachlorobutadiene	ND		ug/l	0.50	--	1
Naphthalene	ND		ug/l	0.10	--	1
Benzo(a)anthracene	ND		ug/l	0.10	--	1
Benzo(a)pyrene	ND		ug/l	0.10	--	1
Benzo(b)fluoranthene	ND		ug/l	0.10	--	1
Benzo(k)fluoranthene	ND		ug/l	0.10	--	1
Chrysene	ND		ug/l	0.10	--	1
Acenaphthylene	ND		ug/l	0.10	--	1
Anthracene	ND		ug/l	0.10	--	1
Benzo(ghi)perylene	ND		ug/l	0.10	--	1
Fluorene	ND		ug/l	0.10	--	1
Phenanthrene	ND		ug/l	0.10	--	1
Dibenzo(a,h)anthracene	ND		ug/l	0.10	--	1
Indeno(1,2,3-cd)pyrene	ND		ug/l	0.10	--	1
Pyrene	ND		ug/l	0.10	--	1
1-Methylnaphthalene	ND		ug/l	0.10	--	1
2-Methylnaphthalene	ND		ug/l	0.10	--	1
Pentachlorophenol	ND		ug/l	0.80	--	1
Hexachlorobenzene	ND		ug/l	0.80	--	1
Hexachloroethane	ND		ug/l	0.80	--	1

Project Name: TROY MILLS LANDFILL SUPERFUND **Lab Number:** L2263410

Project Number: 04.0190987.33 **Report Date:** 12/05/22

SAMPLE RESULTS

Lab ID: L2263410-04 Date Collected: 11/09/22 12:40

Client ID: TRY_MW-102 Date Received: 11/10/22

Sample Location: TROY, NH Field Prep: Refer to COC

Sample Depth:

Parameter	Result	Qualifier	Units	RL	MDL	Dilution Factor

Semivolatile Organics by GC/MS-SIM - Westborough Lab

Surrogate	% Recovery	Qualifier	Acceptance Criteria
2-Fluorophenol	58		21-120
Phenol-d6	54		10-120
Nitrobenzene-d5	**121**	Q	23-120
2-Fluorobiphenyl	74		15-120
2,4,6-Tribromophenol	93		10-120
4-Terphenyl-d14	72		41-149

Project Name: TROY MILLS LANDFILL SUPERFUND **Lab Number:** L2263410

Project Number: 04.0190987.33 **Report Date:** 12/05/22

SAMPLE RESULTS

Lab ID: L2263410-05
Client ID: TRY_M-1
Sample Location: TROY, NH

Date Collected: 11/09/22 12:45
Date Received: 11/10/22
Field Prep: None

Sample Depth:
Matrix: Water
Analytical Method: 1,8270E
Analytical Date: 11/16/22 01:37
Analyst: EK

Extraction Method: EPA 3510C
Extraction Date: 11/13/22 07:53

Parameter	Result	Qualifier	Units	RL	MDL	Dilution Factor
Semivolatile Organics by GC/MS - Westborough Lab						
Benzidine	ND		ug/l	20	--	1
1,2,4-Trichlorobenzene	ND		ug/l	5.0	--	1
Bis(2-chloroethyl)ether	ND		ug/l	2.0	--	1
1,2-Dichlorobenzene	ND		ug/l	2.0	--	1
1,3-Dichlorobenzene	ND		ug/l	2.0	--	1
1,4-Dichlorobenzene	ND		ug/l	2.0	--	1
3,3'-Dichlorobenzidine	ND		ug/l	5.0	--	1
2,4-Dinitrotoluene	ND		ug/l	5.0	--	1
2,6-Dinitrotoluene	ND		ug/l	5.0	--	1
Azobenzene	ND		ug/l	2.0	--	1
4-Chlorophenyl phenyl ether	ND		ug/l	2.0	--	1
4-Bromophenyl phenyl ether	ND		ug/l	2.0	--	1
Bis(2-chloroisopropyl)ether	ND		ug/l	2.0	--	1
Bis(2-chloroethoxy)methane	ND		ug/l	5.0	--	1
Hexachlorocyclopentadiene	ND		ug/l	20	--	1
Isophorone	ND		ug/l	5.0	--	1
Nitrobenzene	ND		ug/l	2.0	--	1
NDPA/DPA	ND		ug/l	2.0	--	1
n-Nitrosodi-n-propylamine	ND		ug/l	5.0	--	1
Bis(2-ethylhexyl)phthalate	ND		ug/l	3.0	--	1
Butyl benzyl phthalate	ND		ug/l	5.0	--	1
Di-n-butylphthalate	ND		ug/l	5.0	--	1
Di-n-octylphthalate	ND		ug/l	5.0	--	1
Diethyl phthalate	ND		ug/l	5.0	--	1
Dimethyl phthalate	ND		ug/l	5.0	--	1
Biphenyl	ND		ug/l	2.0	--	1
Aniline	ND		ug/l	2.0	--	1
4-Chloroaniline	ND		ug/l	5.0	--	1

Project Name: TROY MILLS LANDFILL SUPERFUND **Lab Number:** L2263410

Project Number: 04.0190987.33 **Report Date:** 12/05/22

SAMPLE RESULTS

Lab ID: L2263410-05 Date Collected: 11/09/22 12:45

Client ID: TRY_M-1 Date Received: 11/10/22

Sample Location: TROY, NH Field Prep: None

Sample Depth:

Parameter	Result	Qualifier	Units	RL	MDL	Dilution Factor
Semivolatile Organics by GC/MS - Westborough Lab						
2-Nitroaniline	ND		ug/l	5.0	--	1
3-Nitroaniline	ND		ug/l	5.0	--	1
4-Nitroaniline	ND		ug/l	5.0	--	1
Dibenzofuran	ND		ug/l	2.0	--	1
n-Nitrosodimethylamine	ND		ug/l	2.0	--	1
2,4,6-Trichlorophenol	ND		ug/l	5.0	--	1
p-Chloro-m-cresol	ND		ug/l	2.0	--	1
2-Chlorophenol	ND		ug/l	2.0	--	1
2,4-Dichlorophenol	ND		ug/l	5.0	--	1
2,4-Dimethylphenol	ND		ug/l	5.0	--	1
2-Nitrophenol	ND		ug/l	10	--	1
4-Nitrophenol	ND		ug/l	10	--	1
2,4-Dinitrophenol	ND		ug/l	20	--	1
4,6-Dinitro-o-cresol	ND		ug/l	10	--	1
Phenol	ND		ug/l	5.0	--	1
2-Methylphenol	ND		ug/l	5.0	--	1
3-Methylphenol/4-Methylphenol	ND		ug/l	5.0	--	1
2,4,5-Trichlorophenol	ND		ug/l	5.0	--	1
Benzoic Acid	ND		ug/l	50	--	1
Benzyl Alcohol	ND		ug/l	2.0	--	1
Carbazole	ND		ug/l	2.0	--	1
Pyridine	ND		ug/l	3.5	--	1

Surrogate	% Recovery	Qualifier	Acceptance Criteria
2-Fluorophenol	32		21-120
Phenol-d6	35		10-120
Nitrobenzene-d5	80		23-120
2-Fluorobiphenyl	64		15-120
2,4,6-Tribromophenol	32		10-120
4-Terphenyl-d14	64		41-149

Project Name: TROY MILLS LANDFILL SUPERFUND **Lab Number:** L2263410

Project Number: 04.0190987.33 **Report Date:** 12/05/22

SAMPLE RESULTS

Lab ID: L2263410-05
Client ID: TRY_M-1
Sample Location: TROY, NH

Date Collected: 11/09/22 12:45
Date Received: 11/10/22
Field Prep: None

Sample Depth:
Matrix: Water
Analytical Method: 1,8270E-SIM
Analytical Date: 11/15/22 20:46
Analyst: DMB

Extraction Method: EPA 3510C
Extraction Date: 11/14/22 09:59

Parameter	Result	Qualifier	Units	RL	MDL	Dilution Factor
1,4 Dioxane by 8270E-SIM - Mansfield Lab						
1,4-Dioxane	ND		ug/l	0.144	--	1

Surrogate	% Recovery	Qualifier	Acceptance Criteria
1,4-Dioxane-d8	49		15-110

Project Name: TROY MILLS LANDFILL SUPERFUND **Lab Number:** L2263410

Project Number: 04.0190987.33 **Report Date:** 12/05/22

SAMPLE RESULTS

Lab ID: L2263410-05
Client ID: TRY_M-1
Sample Location: TROY, NH

Date Collected: 11/09/22 12:45
Date Received: 11/10/22
Field Prep: None

Sample Depth:
Matrix: Water
Analytical Method: 1,8270E-SIM
Analytical Date: 11/19/22 20:24
Analyst: AH

Extraction Method: EPA 3510C
Extraction Date: 11/13/22 07:52

Parameter	Result	Qualifier	Units	RL	MDL	Dilution Factor
Semivolatile Organics by GC/MS-SIM - Westborough Lab						
Acenaphthene	ND		ug/l	0.10	--	1
2-Chloronaphthalene	ND		ug/l	0.20	--	1
Fluoranthene	ND		ug/l	0.10	--	1
Hexachlorobutadiene	ND		ug/l	0.50	--	1
Naphthalene	ND		ug/l	0.10	--	1
Benzo(a)anthracene	ND		ug/l	0.10	--	1
Benzo(a)pyrene	ND		ug/l	0.10	--	1
Benzo(b)fluoranthene	ND		ug/l	0.10	--	1
Benzo(k)fluoranthene	ND		ug/l	0.10	--	1
Chrysene	ND		ug/l	0.10	--	1
Acenaphthylene	ND		ug/l	0.10	--	1
Anthracene	ND		ug/l	0.10	--	1
Benzo(ghi)perylene	ND		ug/l	0.10	--	1
Fluorene	ND		ug/l	0.10	--	1
Phenanthrene	ND		ug/l	0.10	--	1
Dibenzo(a,h)anthracene	ND		ug/l	0.10	--	1
Indeno(1,2,3-cd)pyrene	ND		ug/l	0.10	--	1
Pyrene	ND		ug/l	0.10	--	1
1-Methylnaphthalene	ND		ug/l	0.10	--	1
2-Methylnaphthalene	ND		ug/l	0.10	--	1
Pentachlorophenol	ND		ug/l	0.80	--	1
Hexachlorobenzene	ND		ug/l	0.80	--	1
Hexachloroethane	ND		ug/l	0.80	--	1

Project Name: TROY MILLS LANDFILL SUPERFUND **Lab Number:** L2263410

Project Number: 04.0190987.33 **Report Date:** 12/05/22

SAMPLE RESULTS

Lab ID: L2263410-05 Date Collected: 11/09/22 12:45

Client ID: TRY_M-1 Date Received: 11/10/22

Sample Location: TROY, NH Field Prep: None

Sample Depth:

Parameter	Result	Qualifier	Units	RL	MDL	Dilution Factor
Semivolatile Organics by GC/MS-SIM - Westborough Lab						

Surrogate	% Recovery	Qualifier	Acceptance Criteria
2-Fluorophenol	27		21-120
Phenol-d6	35		10-120
Nitrobenzene-d5	101		23-120
2-Fluorobiphenyl	63		15-120
2,4,6-Tribromophenol	39		10-120
4-Terphenyl-d14	66		41-149

Project Name: TROY MILLS LANDFILL SUPERFUND **Lab Number:** L2263410

Project Number: 04.0190987.33 **Report Date:** 12/05/22

Method Blank Analysis
Batch Quality Control

Analytical Method: 1,8270E-SIM
Analytical Date: 11/14/22 11:11
Analyst: JJW

Extraction Method: EPA 3510C
Extraction Date: 11/13/22 01:47

Parameter	Result	Qualifier	Units	RL	MDL
Semivolatile Organics by GC/MS-SIM - Westborough Lab for sample(s): 02-05 Batch: WG1711599-1					
Acenaphthene	ND		ug/l	0.10	--
2-Chloronaphthalene	ND		ug/l	0.20	--
Fluoranthene	ND		ug/l	0.10	--
Hexachlorobutadiene	ND		ug/l	0.50	--
Naphthalene	ND		ug/l	0.10	--
Benzo(a)anthracene	ND		ug/l	0.10	--
Benzo(a)pyrene	ND		ug/l	0.10	--
Benzo(b)fluoranthene	ND		ug/l	0.10	--
Benzo(k)fluoranthene	ND		ug/l	0.10	--
Chrysene	ND		ug/l	0.10	--
Acenaphthylene	ND		ug/l	0.10	--
Anthracene	ND		ug/l	0.10	--
Benzo(ghi)perylene	ND		ug/l	0.10	--
Fluorene	ND		ug/l	0.10	--
Phenanthrene	ND		ug/l	0.10	--
Dibenzo(a,h)anthracene	ND		ug/l	0.10	--
Indeno(1,2,3-cd)pyrene	ND		ug/l	0.10	--
Pyrene	ND		ug/l	0.10	--
1-Methylnaphthalene	ND		ug/l	0.10	--
2-Methylnaphthalene	ND		ug/l	0.10	--
Pentachlorophenol	ND		ug/l	0.80	--
Hexachlorobenzene	ND		ug/l	0.80	--
Hexachloroethane	ND		ug/l	0.80	--

Project Name: TROY MILLS LANDFILL SUPERFUND **Lab Number:** L2263410

Project Number: 04.0190987.33 **Report Date:** 12/05/22

Method Blank Analysis
Batch Quality Control

Analytical Method: 1,8270E-SIM
Analytical Date: 11/14/22 11:11
Analyst: JJW

Extraction Method: EPA 3510C
Extraction Date: 11/13/22 01:47

Parameter	Result	Qualifier	Units	RL	MDL
Semivolatile Organics by GC/MS-SIM - Westborough Lab for sample(s): 02-05 Batch: WG1711599-1					

Surrogate	%Recovery	Qualifier	Acceptance Criteria
2-Fluorophenol	63		21-120
Phenol-d6	51		10-120
Nitrobenzene-d5	76		23-120
2-Fluorobiphenyl	75		15-120
2,4,6-Tribromophenol	81		10-120
4-Terphenyl-d14	86		41-149

Project Name: TROY MILLS LANDFILL SUPERFUND
Project Number: 04.0190987.33

Lab Number: L2263410
Report Date: 12/05/22

Method Blank Analysis
Batch Quality Control

Analytical Method: 1,8270E
Analytical Date: 11/14/22 22:09
Analyst: SZ

Extraction Method: EPA 3510C
Extraction Date: 11/13/22 01:46

Parameter	Result	Qualifier	Units	RL	MDL
Semivolatile Organics by GC/MS - Westborough Lab for sample(s): 02-05 Batch: WG1711600-1					
Acenaphthene	ND		ug/l	2.0	--
Benzidine	ND		ug/l	20	--
1,2,4-Trichlorobenzene	ND		ug/l	5.0	--
Hexachlorobenzene	ND		ug/l	2.0	--
Bis(2-chloroethyl)ether	ND		ug/l	2.0	--
2-Chloronaphthalene	ND		ug/l	2.0	--
1,2-Dichlorobenzene	ND		ug/l	2.0	--
1,3-Dichlorobenzene	ND		ug/l	2.0	--
1,4-Dichlorobenzene	ND		ug/l	2.0	--
3,3'-Dichlorobenzidine	ND		ug/l	5.0	--
2,4-Dinitrotoluene	ND		ug/l	5.0	--
2,6-Dinitrotoluene	ND		ug/l	5.0	--
Azobenzene	ND		ug/l	2.0	--
Fluoranthene	ND		ug/l	2.0	--
4-Chlorophenyl phenyl ether	ND		ug/l	2.0	--
4-Bromophenyl phenyl ether	ND		ug/l	2.0	--
Bis(2-chloroisopropyl)ether	ND		ug/l	2.0	--
Bis(2-chloroethoxy)methane	ND		ug/l	5.0	--
Hexachlorobutadiene	ND		ug/l	2.0	--
Hexachlorocyclopentadiene	ND		ug/l	20	--
Hexachloroethane	ND		ug/l	2.0	--
Isophorone	ND		ug/l	5.0	--
Naphthalene	ND		ug/l	2.0	--
Nitrobenzene	ND		ug/l	2.0	--
NDPA/DPA	ND		ug/l	2.0	--
n-Nitrosodi-n-propylamine	ND		ug/l	5.0	--
Bis(2-ethylhexyl)phthalate	ND		ug/l	3.0	--
Butyl benzyl phthalate	ND		ug/l	5.0	--
Di-n-butylphthalate	ND		ug/l	5.0	--

Project Name: TROY MILLS LANDFILL SUPERFUND **Lab Number:** L2263410

Project Number: 04.0190987.33 **Report Date:** 12/05/22

Method Blank Analysis
Batch Quality Control

Analytical Method: 1,8270E
Analytical Date: 11/14/22 22:09
Analyst: SZ

Extraction Method: EPA 3510C
Extraction Date: 11/13/22 01:46

Parameter	Result	Qualifier	Units	RL	MDL
Semivolatile Organics by GC/MS - Westborough Lab for sample(s): 02-05 Batch: WG1711600-1					
Di-n-octylphthalate	ND		ug/l	5.0	--
Diethyl phthalate	ND		ug/l	5.0	--
Dimethyl phthalate	ND		ug/l	5.0	--
Benzo(a)anthracene	ND		ug/l	2.0	--
Benzo(a)pyrene	ND		ug/l	2.0	--
Benzo(b)fluoranthene	ND		ug/l	2.0	--
Benzo(k)fluoranthene	ND		ug/l	2.0	--
Chrysene	ND		ug/l	2.0	--
Acenaphthylene	ND		ug/l	2.0	--
Anthracene	ND		ug/l	2.0	--
Benzo(ghi)perylene	ND		ug/l	2.0	--
Fluorene	ND		ug/l	2.0	--
Phenanthrene	ND		ug/l	2.0	--
Dibenzo(a,h)anthracene	ND		ug/l	2.0	--
Indeno(1,2,3-cd)pyrene	ND		ug/l	2.0	--
Pyrene	ND		ug/l	2.0	--
Biphenyl	ND		ug/l	2.0	--
Aniline	ND		ug/l	2.0	--
4-Chloroaniline	ND		ug/l	5.0	--
1-Methylnaphthalene	ND		ug/l	2.0	--
2-Nitroaniline	ND		ug/l	5.0	--
3-Nitroaniline	ND		ug/l	5.0	--
4-Nitroaniline	ND		ug/l	5.0	--
Dibenzofuran	ND		ug/l	2.0	--
2-Methylnaphthalene	ND		ug/l	2.0	--
n-Nitrosodimethylamine	ND		ug/l	2.0	--
2,4,6-Trichlorophenol	ND		ug/l	5.0	--
p-Chloro-m-cresol	ND		ug/l	2.0	--
2-Chlorophenol	ND		ug/l	2.0	--

Project Name: TROY MILLS LANDFILL SUPERFUND **Lab Number:** L2263410

Project Number: 04.0190987.33 **Report Date:** 12/05/22

Method Blank Analysis
Batch Quality Control

Analytical Method: 1,8270E
Analytical Date: 11/14/22 22:09
Analyst: SZ

Extraction Method: EPA 3510C
Extraction Date: 11/13/22 01:46

Parameter	Result	Qualifier	Units	RL	MDL
Semivolatile Organics by GC/MS - Westborough Lab for sample(s): 02-05 Batch: WG1711600-1					
2,4-Dichlorophenol	ND		ug/l	5.0	--
2,4-Dimethylphenol	ND		ug/l	5.0	--
2-Nitrophenol	ND		ug/l	10	--
4-Nitrophenol	ND		ug/l	10	--
2,4-Dinitrophenol	ND		ug/l	20	--
4,6-Dinitro-o-cresol	ND		ug/l	10	--
Pentachlorophenol	ND		ug/l	10	--
Phenol	ND		ug/l	5.0	--
2-Methylphenol	ND		ug/l	5.0	--
3-Methylphenol/4-Methylphenol	ND		ug/l	5.0	--
2,4,5-Trichlorophenol	ND		ug/l	5.0	--
Benzoic Acid	ND		ug/l	50	--
Benzyl Alcohol	ND		ug/l	2.0	--
Carbazole	ND		ug/l	2.0	--
Pyridine	ND		ug/l	3.5	--

Surrogate	%Recovery	Qualifier	Acceptance Criteria
2-Fluorophenol	59		21-120
Phenol-d6	47		10-120
Nitrobenzene-d5	81		23-120
2-Fluorobiphenyl	65		15-120
2,4,6-Tribromophenol	61		10-120
4-Terphenyl-d14	58		41-149

Project Name: TROY MILLS LANDFILL SUPERFUND
Project Number: 04.0190987.33
Lab Number: L2263410
Report Date: 12/05/22

Method Blank Analysis
Batch Quality Control

Analytical Method: 1,8270E-SIM
Analytical Date: 11/15/22 11:55
Analyst: DMB

Extraction Method: EPA 3510C
Extraction Date: 11/14/22 09:57

Parameter	Result	Qualifier	Units	RL	MDL
1,4 Dioxane by 8270E-SIM - Mansfield Lab for sample(s): 02-05 Batch: WG1711884-1					
1,4-Dioxane	ND		ug/l	0.150	--

Surrogate	%Recovery	Qualifier	Acceptance Criteria
1,4-Dioxane-d8	45		15-110

Lab Control Sample Analysis
Batch Quality Control

Project Name: TROY MILLS LANDFILL SUPERFUND
Project Number: 04.0190987.33
Lab Number: L2263410
Report Date: 12/05/22

Parameter	LCS %Recovery	Qual	LCSD %Recovery	Qual	%Recovery Limits	RPD	Qual	RPD Limits
Semivolatile Organics by GC/MS-SIM - Westborough Lab Associated sample(s): 02-05 Batch: WG1711599-2 WG1711599-3								
Acenaphthene	72		68		40-140	6		40
2-Chloronaphthalene	70		66		40-140	6		40
Fluoranthene	77		74		40-140	4		40
Hexachlorobutadiene	64		60		40-140	6		40
Naphthalene	71		68		40-140	4		40
Benzo(a)anthracene	76		72		40-140	5		40
Benzo(a)pyrene	81		79		40-140	3		40
Benzo(b)fluoranthene	83		82		40-140	1		40
Benzo(k)fluoranthene	84		79		40-140	6		40
Chrysene	73		73		40-140	0		40
Acenaphthylene	74		70		40-140	6		40
Anthracene	77		74		40-140	4		40
Benzo(ghi)perylene	77		78		40-140	1		40
Fluorene	75		70		40-140	7		40
Phenanthrene	72		71		40-140	1		40
Dibenzo(a,h)anthracene	84		85		40-140	1		40
Indeno(1,2,3-cd)pyrene	82		83		40-140	1		40
Pyrene	78		75		40-140	4		40
1-Methylnaphthalene	69		66		40-140	4		40
2-Methylnaphthalene	72		67		40-140	7		40
Pentachlorophenol	87		81		40-140	7		40
Hexachlorobenzene	73		71		40-140	3		40
Hexachloroethane	63		59		40-140	7		40

Lab Control Sample Analysis

Batch Quality Control

Project Name: TROY MILLS LANDFILL SUPERFUND

Project Number: 04.0190987.33

Lab Number: L2263410

Report Date: 12/05/22

Parameter	LCS %Recovery	Qual	LCSD %Recovery	Qual	%Recovery Limits	RPD	Qual	RPD Limits
Semivolatile Organics by GC/MS-SIM - Westborough Lab Associated sample(s): 02-05 Batch: WG1711599-2 WG1711599-3								

Surrogate	LCS %Recovery	Qual	LCSD %Recovery	Qual	Acceptance Criteria
2-Fluorophenol	60		50		21-120
Phenol-d6	52		48		10-120
Nitrobenzene-d5	76		72		23-120
2-Fluorobiphenyl	74		69		15-120
2,4,6-Tribromophenol	55		40		10-120
4-Terphenyl-d14	82		77		41-149

Lab Control Sample Analysis
Batch Quality Control

Project Name: TROY MILLS LANDFILL SUPERFUND
Project Number: 04.0190987.33
Lab Number: L2263410
Report Date: 12/05/22

Parameter	LCS %Recovery	Qual	LCSD %Recovery	Qual	%Recovery Limits	RPD	Qual	RPD Limits
Semivolatile Organics by GC/MS - Westborough Lab Associated sample(s): 02-05 Batch: WG1711600-2 WG1711600-3								
Acenaphthene	50		59		37-111	17		30
Benzidine	**7**	Q	**0**	Q	10-75	NC		30
1,2,4-Trichlorobenzene	50		58		39-98	15		30
Hexachlorobenzene	50		58		40-140	15		30
Bis(2-chloroethyl)ether	55		62		40-140	12		30
2-Chloronaphthalene	50		58		40-140	15		30
1,2-Dichlorobenzene	52		60		40-140	14		30
1,3-Dichlorobenzene	50		60		40-140	18		30
1,4-Dichlorobenzene	48		58		36-97	19		30
3,3'-Dichlorobenzidine	50		42		40-140	17		30
2,4-Dinitrotoluene	71		83		48-143	16		30
2,6-Dinitrotoluene	66		73		40-140	10		30
Azobenzene	56		65		40-140	15		30
Fluoranthene	48		56		40-140	15		30
4-Chlorophenyl phenyl ether	52		59		40-140	13		30
4-Bromophenyl phenyl ether	54		61		40-140	12		30
Bis(2-chloroisopropyl)ether	57		68		40-140	18		30
Bis(2-chloroethoxy)methane	59		68		40-140	14		30
Hexachlorobutadiene	44		51		40-140	15		30
Hexachlorocyclopentadiene	48		58		40-140	19		30
Hexachloroethane	48		56		40-140	15		30
Isophorone	56		62		40-140	10		30
Naphthalene	50		60		40-140	18		30

Lab Control Sample Analysis
Batch Quality Control

Project Name: TROY MILLS LANDFILL SUPERFUND
Project Number: 04.0190987.33

Lab Number: L2263410
Report Date: 12/05/22

Parameter	LCS %Recovery	Qual	LCSD %Recovery	Qual	%Recovery Limits	RPD	Qual	RPD Limits
Semivolatile Organics by GC/MS - Westborough Lab Associated sample(s): 02-05 Batch: WG1711600-2 WG1711600-3								
Nitrobenzene	64		74		40-140	14		30
NDPA/DPA	53		60		40-140	12		30
n-Nitrosodi-n-propylamine	57		66		29-132	15		30
Bis(2-ethylhexyl)phthalate	78		88		40-140	12		30
Butyl benzyl phthalate	60		74		40-140	21		30
Di-n-butylphthalate	58		66		40-140	13		30
Di-n-octylphthalate	73		85		40-140	15		30
Diethyl phthalate	58		64		40-140	10		30
Dimethyl phthalate	58		65		40-140	11		30
Benzo(a)anthracene	57		66		40-140	15		30
Benzo(a)pyrene	50		62		40-140	21		30
Benzo(b)fluoranthene	54		66		40-140	20		30
Benzo(k)fluoranthene	51		63		40-140	21		30
Chrysene	55		60		40-140	9		30
Acenaphthylene	52		60		45-123	14		30
Anthracene	52		56		40-140	7		30
Benzo(ghi)perylene	49		58		40-140	17		30
Fluorene	53		62		40-140	16		30
Phenanthrene	52		59		40-140	13		30
Dibenzo(a,h)anthracene	53		61		40-140	14		30
Indeno(1,2,3-cd)pyrene	52		61		40-140	16		30
Pyrene	49		57		26-127	15		30
Biphenyl	51		61		40-140	18		30

Lab Control Sample Analysis
Batch Quality Control

Project Name: TROY MILLS LANDFILL SUPERFUND
Project Number: 04.0190987.33
Lab Number: L2263410
Report Date: 12/05/22

Parameter	LCS %Recovery	Qual	LCSD %Recovery	Qual	%Recovery Limits	RPD	Qual	RPD Limits
Semivolatile Organics by GC/MS - Westborough Lab Associated sample(s): 02-05 Batch: WG1711600-2 WG1711600-3								
Aniline	**35**	Q	**24**	Q	40-140	**37**	Q	30
4-Chloroaniline	44		59		40-140	29		30
1-Methylnaphthalene	52		58		41-103	11		30
2-Nitroaniline	71		80		52-143	12		30
3-Nitroaniline	63		69		25-145	9		30
4-Nitroaniline	66		70		51-143	6		30
Dibenzofuran	51		62		40-140	19		30
2-Methylnaphthalene	51		60		40-140	16		30
n-Nitrosodimethylamine	43		54		22-74	23		30
2,4,6-Trichlorophenol	57		60		30-130	5		30
p-Chloro-m-cresol	54		60		23-97	11		30
2-Chlorophenol	53		61		27-123	14		30
2,4-Dichlorophenol	58		65		30-130	11		30
2,4-Dimethylphenol	55		33		30-130	**50**	Q	30
2-Nitrophenol	75		83		30-130	10		30
4-Nitrophenol	66		75		10-80	13		30
2,4-Dinitrophenol	85		98		20-130	14		30
4,6-Dinitro-o-cresol	90		106		20-164	16		30
Pentachlorophenol	52		58		9-103	11		30
Phenol	41		50		12-110	20		30
2-Methylphenol	53		58		30-130	9		30
3-Methylphenol/4-Methylphenol	57		65		30-130	13		30
2,4,5-Trichlorophenol	55		62		30-130	12		30

Lab Control Sample Analysis

Batch Quality Control

Project Name: TROY MILLS LANDFILL SUPERFUND

Project Number: 04.0190987.33

Lab Number: L2263410

Report Date: 12/05/22

Parameter	LCS %Recovery	Qual	LCSD %Recovery	Qual	%Recovery Limits	RPD	Qual	RPD Limits
Semivolatile Organics by GC/MS - Westborough Lab Associated sample(s): 02-05 Batch: WG1711600-2 WG1711600-3								
Benzoic Acid	54		78		10-164	**36**	Q	30
Benzyl Alcohol	57		65		26-116	13		30
Carbazole	**52**	Q	60		55-144	14		30
Pyridine	25		26		10-66	4		30

Surrogate	LCS %Recovery	Qual	LCSD %Recovery	Qual	Acceptance Criteria
2-Fluorophenol	46		54		21-120
Phenol-d6	39		48		10-120
Nitrobenzene-d5	60		73		23-120
2-Fluorobiphenyl	52		59		15-120
2,4,6-Tribromophenol	54		59		10-120
4-Terphenyl-d14	46		56		41-149

Lab Control Sample Analysis

Batch Quality Control

Project Name: TROY MILLS LANDFILL SUPERFUND

Project Number: 04.0190987.33

Lab Number: L2263410

Report Date: 12/05/22

Parameter	LCS %Recovery	Qual	LCSD %Recovery	Qual	%Recovery Limits	RPD	Qual	RPD Limits
1,4 Dioxane by 8270E-SIM - Mansfield Lab Associated sample(s): 02-05 Batch: WG1711884-2 WG1711884-3								
1,4-Dioxane	103		103		40-140	0		30

Surrogate	LCS %Recovery	Qual	LCSD %Recovery	Qual	Acceptance Criteria
1,4-Dioxane-d8	56		56		15-110

METALS

Project Name: TROY MILLS LANDFILL SUPERFUND
Lab Number: L2263410
Project Number: 04.0190987.33
Report Date: 12/05/22

SAMPLE RESULTS

Lab ID: L2263410-02
Client ID: TRY_MW-202P
Sample Location: TROY, NH

Date Collected: 11/07/22 14:30
Date Received: 11/10/22
Field Prep: Not Specified

Sample Depth:
Matrix: Water

Parameter	Result	Qualifier	Units	RL	MDL	Dilution Factor	Date Prepared	Date Analyzed	Prep Method	Analytical Method	Analyst
Total Metals - Mansfield Lab											
Manganese, Total	0.1713		mg/l	0.00100	--	1	11/17/22 08:53	12/04/22 17:05	EPA 3005A	1,6020B	SV

Project Name: TROY MILLS LANDFILL SUPERFUND
Lab Number: L2263410
Project Number: 04.0190987.33
Report Date: 12/05/22

SAMPLE RESULTS

Lab ID: L2263410-03
Client ID: TRY_MW-602B
Sample Location: TROY, NH

Date Collected: 11/07/22 12:50
Date Received: 11/10/22
Field Prep: Not Specified

Sample Depth:
Matrix: Water

Parameter	Result	Qualifier	Units	RL	MDL	Dilution Factor	Date Prepared	Date Analyzed	Prep Method	Analytical Method	Analyst
Total Metals - Mansfield Lab											
Manganese, Total	6.865		mg/l	0.00100	--	1	11/17/22 08:53	12/04/22 17:10	EPA 3005A	1,6020B	SV

Project Name: TROY MILLS LANDFILL SUPERFUND
Lab Number: L2263410
Project Number: 04.0190987.33
Report Date: 12/05/22

SAMPLE RESULTS

Lab ID: L2263410-04
Client ID: TRY_MW-102
Sample Location: TROY, NH

Date Collected: 11/09/22 12:40
Date Received: 11/10/22
Field Prep: Refer to COC

Sample Depth:
Matrix: Water

Parameter	Result	Qualifier	Units	RL	MDL	Dilution Factor	Date Prepared	Date Analyzed	Prep Method	Analytical Method	Analyst
Dissolved Metals - Mansfield Lab											
Manganese, Dissolved	2.260		mg/l	0.00100	--	1	11/16/22 13:55	11/28/22 01:34	EPA 3005A	1,6020B	WKP

Project Name: TROY MILLS LANDFILL SUPERFUND **Lab Number:** L2263410

Project Number: 04.0190987.33 **Report Date:** 12/05/22

SAMPLE RESULTS

Lab ID: L2263410-05 Date Collected: 11/09/22 12:45

Client ID: TRY_M-1 Date Received: 11/10/22

Sample Location: TROY, NH Field Prep: None

Sample Depth:

Matrix: Water

Parameter	Result	Qualifier	Units	RL	MDL	Dilution Factor	Date Prepared	Date Analyzed	Prep Method	Analytical Method	Analyst
Total Metals - Mansfield Lab											
Manganese, Total	0.09350		mg/l	0.00100	--	1	11/17/22 08:53	12/04/22 17:15	EPA 3005A	1,6020B	SV

Project Name: TROY MILLS LANDFILL SUPERFUND **Lab Number:** L2263410

Project Number: 04.0190987.33 **Report Date:** 12/05/22

Method Blank Analysis
Batch Quality Control

Parameter	Result	Qualifier	Units	RL	MDL	Dilution Factor	Date Prepared	Date Analyzed	Analytical Method	Analyst
Dissolved Metals - Mansfield Lab for sample(s): 04 Batch: WG1712203-1										
Manganese, Dissolved	ND		mg/l	0.00100	--	1	11/16/22 13:55	11/28/22 00:03	1,6020B	WKP

Prep Information

Digestion Method: EPA 3005A

Parameter	Result	Qualifier	Units	RL	MDL	Dilution Factor	Date Prepared	Date Analyzed	Analytical Method	Analyst
Total Metals - Mansfield Lab for sample(s): 02-03,05 Batch: WG1713039-1										
Manganese, Total	ND		mg/l	0.00100	--	1	11/17/22 08:53	11/20/22 21:13	1,6020B	WKP

Prep Information

Digestion Method: EPA 3005A

Lab Control Sample Analysis

Batch Quality Control

Project Name: TROY MILLS LANDFILL SUPERFUND

Project Number: 04.0190987.33

Lab Number: L2263410

Report Date: 12/05/22

Parameter	LCS %Recovery	Qual	LCSD %Recovery	Qual	%Recovery Limits	RPD	Qual	RPD Limits
Dissolved Metals - Mansfield Lab Associated sample(s): 04 Batch: WG1712203-2								
Manganese, Dissolved	97		-		80-120	-		
Total Metals - Mansfield Lab Associated sample(s): 02-03,05 Batch: WG1713039-2								
Manganese, Total	89		-		80-120	-		

Matrix Spike Analysis
Batch Quality Control

Project Name: TROY MILLS LANDFILL SUPERFUND
Project Number: 04.0190987.33

Lab Number: L2263410
Report Date: 12/05/22

Parameter	Native Sample	MS Added	MS Found	MS %Recovery	Qual	MSD Found	MSD %Recovery	Qual	Recovery Limits	RPD	Qual	RPD Limits
Dissolved Metals - Mansfield Lab Associated sample(s): 04 QC Batch ID: WG1712203-3 QC Sample: L2263293-18 Client ID: MS Sample												
Manganese, Dissolved	32.92	0.5	33.48	112		-	-		75-125	-		20
Total Metals - Mansfield Lab Associated sample(s): 02-03,05 QC Batch ID: WG1713039-3 QC Sample: L2264251-08 Client ID: MS Sample												
Manganese, Total	ND	0.5	0.4542	91		-	-		75-125	-		20

Lab Duplicate Analysis

Batch Quality Control

Project Name: TROY MILLS LANDFILL SUPERFUND

Project Number: 04.0190987.33

Lab Number: L2263410

Report Date: 12/05/22

Parameter	Native Sample	Duplicate Sample	Units	RPD	Qual	RPD Limits
Total Metals - Mansfield Lab Associated sample(s): 02-03,05 QC Batch ID: WG1713039-4 QC Sample: L2264251-08 Client ID: DUP Sample						
Manganese, Total	ND	ND	mg/l	NC		20

Project Name: TROY MILLS LANDFILL SUPERFUND
Project Number: 04.0190987.33

Lab Number: L2263410
Report Date: 12/05/22

Sample Receipt and Container Information

Were project specific reporting limits specified? YES

Cooler Information

Cooler	Custody Seal
A	Absent

Container Information

Container ID	Container Type	Cooler	Initial pH	Final pH	Temp deg C	Pres	Seal	Frozen Date/Time	Analysis(*)
L2263410-01A	Vial HCl preserved	A	NA		3.4	Y	Absent		8260-NH(14)
L2263410-01B	Vial HCl preserved	A	NA		3.4	Y	Absent		8260-NH(14)
L2263410-02A	Vial HCl preserved	A	NA		3.4	Y	Absent		8260-NH(14)
L2263410-02B	Vial HCl preserved	A	NA		3.4	Y	Absent		8260-NH(14)
L2263410-02C	Vial HCl preserved	A	NA		3.4	Y	Absent		8260-NH(14)
L2263410-02D	Plastic 250ml HNO3 preserved	A	<2	<2	3.4	Y	Absent		MN-6020T(180)
L2263410-02E	Amber 250ml unpreserved	A	7	7	3.4	Y	Absent		A2-14-DIOXANESIM-PPB(7)
L2263410-02F	Amber 250ml unpreserved	A	7	7	3.4	Y	Absent		A2-14-DIOXANESIM-PPB(7)
L2263410-02G	Amber 250ml unpreserved	A	7	7	3.4	Y	Absent		8270TCL-LVI(7),8270TCL-SIM-LVI(7)
L2263410-02H	Amber 250ml unpreserved	A	7	7	3.4	Y	Absent		8270TCL-LVI(7),8270TCL-SIM-LVI(7)
L2263410-03A	Vial HCl preserved	A	NA		3.4	Y	Absent		8260-NH(14)
L2263410-03B	Vial HCl preserved	A	NA		3.4	Y	Absent		8260-NH(14)
L2263410-03C	Vial HCl preserved	A	NA		3.4	Y	Absent		8260-NH(14)
L2263410-03D	Plastic 250ml HNO3 preserved	A	<2	<2	3.4	Y	Absent		MN-6020T(180)
L2263410-03E	Amber 250ml unpreserved	A	7	7	3.4	Y	Absent		A2-14-DIOXANESIM-PPB(7)
L2263410-03F	Amber 250ml unpreserved	A	7	7	3.4	Y	Absent		A2-14-DIOXANESIM-PPB(7)
L2263410-03G	Amber 250ml unpreserved	A	7	7	3.4	Y	Absent		8270TCL-LVI(7),8270TCL-SIM-LVI(7)
L2263410-03H	Amber 250ml unpreserved	A	7	7	3.4	Y	Absent		8270TCL-LVI(7),8270TCL-SIM-LVI(7)
L2263410-04A	Vial HCl preserved	A	NA		3.4	Y	Absent		8260-NH(14)
L2263410-04B	Vial HCl preserved	A	NA		3.4	Y	Absent		8260-NH(14)
L2263410-04C	Vial HCl preserved	A	NA		3.4	Y	Absent		8260-NH(14)
L2263410-04D	Plastic 250ml HNO3 preserved	A	<2	<2	3.4	Y	Absent		MN-6020S(180)
L2263410-04E	Amber 250ml unpreserved	A	7	7	3.4	Y	Absent		A2-14-DIOXANESIM-PPB(7)

*Values in parentheses indicate holding time in days

Project Name: TROY MILLS LANDFILL SUPERFUND
Project Number: 04.0190987.33

Lab Number: L2263410
Report Date: 12/05/22

Container Information

Container ID	Container Type	Cooler	Initial pH	Final pH	Temp deg C	Pres	Seal	Frozen Date/Time	Analysis(*)
L2263410-04F	Amber 250ml unpreserved	A	7	7	3.4	Y	Absent		A2-14-DIOXANESIM-PPB(7)
L2263410-04G	Amber 250ml unpreserved	A	7	7	3.4	Y	Absent		8270TCL-LVI(7),8270TCL-SIM-LVI(7)
L2263410-04H	Amber 250ml unpreserved	A	7	7	3.4	Y	Absent		8270TCL-LVI(7),8270TCL-SIM-LVI(7)
L2263410-05A	Vial HCl preserved	A	NA		3.4	Y	Absent		8260-NH(14)
L2263410-05B	Vial HCl preserved	A	NA		3.4	Y	Absent		8260-NH(14)
L2263410-05C	Vial HCl preserved	A	NA		3.4	Y	Absent		8260-NH(14)
L2263410-05D	Plastic 250ml HNO3 preserved	A	<2	<2	3.4	Y	Absent		MN-6020T(180)
L2263410-05E	Amber 250ml unpreserved	A	7	7	3.4	Y	Absent		A2-14-DIOXANESIM-PPB(7)
L2263410-05F	Amber 250ml unpreserved	A	7	7	3.4	Y	Absent		A2-14-DIOXANESIM-PPB(7)
L2263410-05G	Amber 250ml unpreserved	A	7	7	3.4	Y	Absent		8270TCL-LVI(7),8270TCL-SIM-LVI(7)
L2263410-05H	Amber 250ml unpreserved	A	7	7	3.4	Y	Absent		8270TCL-LVI(7),8270TCL-SIM-LVI(7)

*Values in parentheses indicate holding time in days

Project Name:	TROY MILLS LANDFILL SUPERFUND	**Lab Number:**	L2263410
Project Number:	04.0190987.33	**Report Date:**	12/05/22

GLOSSARY

Acronyms

DL	- Detection Limit: This value represents the level to which target analyte concentrations are reported as estimated values, when those target analyte concentrations are quantified below the limit of quantitation (LOQ). The DL includes any adjustments from dilutions, concentrations or moisture content, where applicable. (DoD report formats only.)
EDL	- Estimated Detection Limit: This value represents the level to which target analyte concentrations are reported as estimated values, when those target analyte concentrations are quantified below the reporting limit (RL). The EDL includes any adjustments from dilutions, concentrations or moisture content, where applicable. The use of EDLs is specific to the analysis of PAHs using Solid-Phase Microextraction (SPME).
EMPC	- Estimated Maximum Possible Concentration: The concentration that results from the signal present at the retention time of an analyte when the ions meet all of the identification criteria except the ion abundance ratio criteria. An EMPC is a worst-case estimate of the concentration.
EPA	- Environmental Protection Agency.
LCS	- Laboratory Control Sample: A sample matrix, free from the analytes of interest, spiked with verified known amounts of analytes or a material containing known and verified amounts of analytes.
LCSD	- Laboratory Control Sample Duplicate: Refer to LCS.
LFB	- Laboratory Fortified Blank: A sample matrix, free from the analytes of interest, spiked with verified known amounts of analytes or a material containing known and verified amounts of analytes.
LOD	- Limit of Detection: This value represents the level to which a target analyte can reliably be detected for a specific analyte in a specific matrix by a specific method. The LOD includes any adjustments from dilutions, concentrations or moisture content, where applicable. (DoD report formats only.)
LOQ	- Limit of Quantitation: The value at which an instrument can accurately measure an analyte at a specific concentration. The LOQ includes any adjustments from dilutions, concentrations or moisture content, where applicable. (DoD report formats only.) Limit of Quantitation: The value at which an instrument can accurately measure an analyte at a specific concentration. The LOQ includes any adjustments from dilutions, concentrations or moisture content, where applicable. (DoD report formats only.)
MDL	- Method Detection Limit: This value represents the level to which target analyte concentrations are reported as estimated values, when those target analyte concentrations are quantified below the reporting limit (RL). The MDL includes any adjustments from dilutions, concentrations or moisture content, where applicable.
MS	- Matrix Spike Sample: A sample prepared by adding a known mass of target analyte to a specified amount of matrix sample for which an independent estimate of target analyte concentration is available. For Method 332.0, the spike recovery is calculated using the native concentration, including estimated values.
MSD	- Matrix Spike Sample Duplicate: Refer to MS.
NA	- Not Applicable.
NC	- Not Calculated: Term is utilized when one or more of the results utilized in the calculation are non-detect at the parameter's reporting unit.
NDPA/DPA	- N-Nitrosodiphenylamine/Diphenylamine.
NI	- Not Ignitable.
NP	- Non-Plastic: Term is utilized for the analysis of Atterberg Limits in soil.
NR	- No Results: Term is utilized when 'No Target Compounds Requested' is reported for the analysis of Volatile or Semivolatile Organic TIC only requests.
RL	- Reporting Limit: The value at which an instrument can accurately measure an analyte at a specific concentration. The RL includes any adjustments from dilutions, concentrations or moisture content, where applicable.
RPD	- Relative Percent Difference: The results from matrix and/or matrix spike duplicates are primarily designed to assess the precision of analytical results in a given matrix and are expressed as relative percent difference (RPD). Values which are less than five times the reporting limit for any individual parameter are evaluated by utilizing the absolute difference between the values; although the RPD value will be provided in the report.
SRM	- Standard Reference Material: A reference sample of a known or certified value that is of the same or similar matrix as the associated field samples.
STLP	- Semi-dynamic Tank Leaching Procedure per EPA Method 1315.
TEF	- Toxic Equivalency Factors: The values assigned to each dioxin and furan to evaluate their toxicity relative to 2,3,7,8-TCDD.
TEQ	- Toxic Equivalent: The measure of a sample's toxicity derived by multiplying each dioxin and furan by its corresponding TEF and then summing the resulting values.
TIC	- Tentatively Identified Compound: A compound that has been identified to be present and is not part of the target compound list (TCL) for the method and/or program. All TICs are qualitatively identified and reported as estimated concentrations.

Report Format: Data Usability Report

Project Name:	TROY MILLS LANDFILL SUPERFUND	**Lab Number:**	L2263410
Project Number:	04.0190987.33	**Report Date:**	12/05/22

Footnotes

1 - The reference for this analyte should be considered modified since this analyte is absent from the target analyte list of the original method.

Terms

Analytical Method: Both the document from which the method originates and the analytical reference method. (Example: EPA 8260B is shown as 1,8260B.) The codes for the reference method documents are provided in the References section of the Addendum.

Chlordane: The target compound Chlordane (CAS No. 57-74-9) is reported for GC ECD analyses. Per EPA,this compound "refers to a mixture of chlordane isomers, other chlorinated hydrocarbons and numerous other components." (Reference: USEPA Toxicological Review of Chlordane, In Support of Summary Information on the Integrated Risk Information System (IRIS), December 1997.)

Difference: With respect to Total Oxidizable Precursor (TOP) Assay analysis, the difference is defined as the Post-Treatment value minus the Pre-Treatment value.

Final pH: As it pertains to Sample Receipt & Container Information section of the report, Final pH reflects pH of container determined after adjustment at the laboratory, if applicable. If no adjustment required, value reflects Initial pH.

Frozen Date/Time: With respect to Volatile Organics in soil, Frozen Date/Time reflects the date/time at which associated Reagent Water-preserved vials were initially frozen. Note: If frozen date/time is beyond 48 hours from sample collection, value will be reflected in 'bold'.

Gasoline Range Organics (GRO): Gasoline Range Organics (GRO) results include all chromatographic peaks eluting from Methyl tert butyl ether through Naphthalene, with the exception of GRO analysis in support of State of Ohio programs, which includes all chromatographic peaks eluting from Hexane through Dodecane.

Initial pH: As it pertains to Sample Receipt & Container Information section of the report, Initial pH reflects pH of container determined upon receipt, if applicable.

PAH Total: With respect to Alkylated PAH analyses, the 'PAHs, Total' result is defined as the summation of results for all or a subset of the following compounds: Naphthalene, C1-C4 Naphthalenes, 2-Methylnaphthalene, 1-Methylnaphthalene, Biphenyl, Acenaphthylene, Acenaphthene, Fluorene, C1-C3 Fluorenes, Phenanthrene, C1-C4 Phenanthrenes/Anthracenes, Anthracene, Fluoranthene, Pyrene, C1-C4 Fluoranthenes/Pyrenes, Benz(a)anthracene, Chrysene, C1-C4 Chrysenes, Benzo(b)fluoranthene, Benzo(j)+(k)fluoranthene, Benzo(e)pyrene, Benzo(a)pyrene, Perylene, Indeno(1,2,3-cd)pyrene, Dibenz(ah)+(ac)anthracene, Benzo(g,h,i)perylene. If a 'Total' result is requested, the results of its individual components will also be reported.

PFAS Total: With respect to PFAS analyses, the 'PFAS, Total (5)' result is defined as the summation of results for: PFHpA, PFHxS, PFOA, PFNA and PFOS. In addition, the 'PFAS, Total (6)' result is defined as the summation of results for: PFHpA, PFHxS, PFOA, PFNA, PFDA and PFOS. For MassDEP DW compliance analysis only, the 'PFAS, Total (6)' result is defined as the summation of results at or above the RL. Note: If a 'Total' result is requested, the results of its individual components will also be reported.

Total: With respect to Organic analyses, a 'Total' result is defined as the summation of results for individual isomers or Aroclors. If a 'Total' result is requested, the results of its individual components will also be reported. This is applicable to 'Total' results for methods 8260, 8081 and 8082.

Data Qualifiers

A - Spectra identified as "Aldol Condensates" are byproducts of the extraction/concentration procedures when acetone is introduced in the process.

B - The analyte was detected above the reporting limit in the associated method blank. Flag only applies to associated field samples that have detectable concentrations of the analyte at less than ten times (10x) the concentration found in the blank. For MCP-related projects, flag only applies to associated field samples that have detectable concentrations of the analyte at less than ten times (10x) the concentration found in the blank. For DOD-related projects, flag only applies to associated field samples that have detectable concentrations of the analyte at less than ten times (10x) the concentration found in the blank AND the analyte was detected above one-half the reporting limit (or above the reporting limit for common lab contaminants) in the associated method blank. For NJ-Air-related projects, flag only applies to associated field samples that have detectable concentrations of the analyte above the reporting limit. For NJ-related projects (excluding Air), flag only applies to associated field samples that have detectable concentrations of the analyte, which was detected above the reporting limit in the associated method blank or above five times the reporting limit for common lab contaminants (Phthalates, Acetone, Methylene Chloride, 2-Butanone).

C - Co-elution: The target analyte co-elutes with a known lab standard (i.e. surrogate, internal standards, etc.) for co-extracted analyses.

D - Concentration of analyte was quantified from diluted analysis. Flag only applies to field samples that have detectable concentrations of the analyte.

E - Concentration of analyte exceeds the range of the calibration curve and/or linear range of the instrument.

F - The ratio of quantifier ion response to qualifier ion response falls outside of the laboratory criteria. Results are considered to be an estimated maximum concentration.

G - The concentration may be biased high due to matrix interferences (i.e, co-elution) with non-target compound(s). The result should be considered estimated.

H - The analysis of pH was performed beyond the regulatory-required holding time of 15 minutes from the time of sample collection.

I - The lower value for the two columns has been reported due to obvious interference.

J - Estimated value. This represents an estimated concentration for Tentatively Identified Compounds (TICs).

M - Reporting Limit (RL) exceeds the MCP CAM Reporting Limit for this analyte.

Report Format: Data Usability Report

Project Name:	TROY MILLS LANDFILL SUPERFUND	**Lab Number:**	L2263410
Project Number:	04.0190987.33	**Report Date:**	12/05/22

Data Qualifiers

ND - Not detected at the reporting limit (RL) for the sample.

NJ - Presumptive evidence of compound. This represents an estimated concentration for Tentatively Identified Compounds (TICs), where the identification is based on a mass spectral library search.

P - The RPD between the results for the two columns exceeds the method-specified criteria.

Q - The quality control sample exceeds the associated acceptance criteria. For DOD-related projects, LCS and/or Continuing Calibration Standard exceedences are also qualified on all associated sample results. Note: This flag is not applicable for matrix spike recoveries when the sample concentration is greater than 4x the spike added or for batch duplicate RPD when the sample concentrations are less than 5x the RL. (Metals only.)

R - Analytical results are from sample re-analysis.

RE - Analytical results are from sample re-extraction.

S - Analytical results are from modified screening analysis.

V - The surrogate associated with this target analyte has a recovery outside the QC acceptance limits. (Applicable to MassDEP DW Compliance samples only.)

Z - The batch matrix spike and/or duplicate associated with this target analyte has a recovery/RPD outside the QC acceptance limits. (Applicable to MassDEP DW Compliance samples only.)

Project Name:	TROY MILLS LANDFILL SUPERFUND	**Lab Number:**	L2263410
Project Number:	04.0190987.33	**Report Date:**	12/05/22

REFERENCES

1 Test Methods for Evaluating Solid Waste: Physical/Chemical Methods. EPA SW-846. Third Edition. Updates I - VI, 2018.

LIMITATION OF LIABILITIES

Alpha Analytical performs services with reasonable care and diligence normal to the analytical testing laboratory industry. In the event of an error, the sole and exclusive responsibility of Alpha Analytical shall be to re-perform the work at it's own expense. In no event shall Alpha Analytical be held liable for any incidental, consequential or special damages, including but not limited to, damages in any way connected with the use of, interpretation of, information or analysis provided by Alpha Analytical.

We strongly urge our clients to comply with EPA protocol regarding sample volume, preservation, cooling, containers, sampling procedures, holding time and splitting of samples in the field.

Certification Information

The following analytes are not included in our Primary NELAP Scope of Accreditation:

Westborough Facility
EPA 624/624.1: m/p-xylene, o-xylene, Naphthalene
EPA 625/625.1: alpha-Terpineol
EPA 8260C/8260D: NPW: 1,2,4,5-Tetramethylbenzene; 4-Ethyltoluene, Azobenzene; SCM: Iodomethane (methyl iodide), 1,2,4,5-Tetramethylbenzene; 4-Ethyltoluene.
EPA 8270D/8270E: NPW: Dimethylnaphthalene,1,4-Diphenylhydrazine, alpha-Terpineol; SCM: Dimethylnaphthalene,1,4-Diphenylhydrazine.
SM4500: NPW: Amenable Cyanide; SCM: Total Phosphorus, TKN, NO2, NO3.

Mansfield Facility
SM 2540D: TSS
EPA 8082A: NPW: PCB: 1, 5, 31, 87,101, 110, 141, 151, 153, 180, 183, 187.
EPA TO-15: Halothane, 2,4,4-Trimethyl-2-pentene, 2,4,4-Trimethyl-1-pentene, Thiophene, 2-Methylthiophene, 3-Methylthiophene, 2-Ethylthiophene, 1,2,3-Trimethylbenzene, Indan, Indene, 1,2,4,5-Tetramethylbenzene, Benzothiophene, 1-Methylnaphthalene.
Biological Tissue Matrix: EPA 3050B

The following analytes are included in our Massachusetts DEP Scope of Accreditation

Westborough Facility:

Drinking Water
EPA 300.0: Chloride, Nitrate-N, Fluoride, Sulfate; **EPA 353.2**: Nitrate-N, Nitrite-N; **SM4500NO3-F**: Nitrate-N, Nitrite-N; **SM4500F-C, SM4500CN-CE, EPA 180.1, SM2130B, SM4500Cl-D, SM2320B, SM2540C, SM4500H-B, SM4500NO2-B**
EPA 332: Perchlorate; **EPA 524.2:** THMs and VOCs; **EPA 504.1:** EDB, DBCP.
Microbiology: **SM9215B; SM9223-P/A, SM9223B-Colilert-QT,SM9222D**.

Non-Potable Water
SM4500H,B, EPA 120.1, SM2510B, SM2540C, SM2320B, SM4500CL-E, SM4500F-BC, SM4500NH3-BH: Ammonia-N and Kjeldahl-N, **EPA 350.1**: Ammonia-N, **LACHAT 10-107-06-1-B**: Ammonia-N, **EPA 351.1, SM4500NO3-F, EPA 353.2**: Nitrate-N**, SM4500P-E, SM4500P-B, E, SM4500SO4-E, SM5220D, EPA 410.4, SM5210B, SM5310C, SM4500CL-D, EPA 1664, EPA 420.1, SM4500-CN-CE, SM2540D, EPA 300: Chloride, Sulfate, Nitrate.**
EPA 624.1: Volatile Halocarbons & Aromatics,
EPA 608.3: Chlordane, Toxaphene, Aldrin, alpha-BHC, beta-BHC, gamma-BHC, delta-BHC, Dieldrin, DDD, DDE, DDT, Endosulfan I, Endosulfan II, Endosulfan sulfate, Endrin, Endrin Aldehyde, Heptachlor, Heptachlor Epoxide, PCBs
EPA 625.1: SVOC (Acid/Base/Neutral Extractables), **EPA 600/4-81-045**: PCB-Oil.
Microbiology: **SM9223B-Colilert-QT; Enterolert-QT, SM9221E, EPA 1600, EPA 1603, SM9222D.**

Mansfield Facility:

Drinking Water
EPA 200.7: Al, Ba, Cd, Cr, Cu, Fe, Mn, Ni, Na, Ag, Ca, Zn. **EPA 200.8:** Al, Sb, As, Ba, Be, Cd, Cr, Cu, Pb, Mn, Ni, Se, Ag, TL, Zn. **EPA 245.1** Hg.
EPA 522, EPA 537.1.

Non-Potable Water
EPA 200.7: Al, Sb, As, Be, Cd, Ca, Cr, Co, Cu, Fe, Pb, Mg, Mn, Mo, Ni, K, Se, Ag, Na, Sr, TL, Ti, V, Zn.
EPA 200.8: Al, Sb**,** As, Be, Cd, Cr, Cu, Fe, Pb, Mn, Ni, K, Se, Ag, Na, TL, Zn.
EPA 245.1 Hg.
SM2340B

For a complete listing of analytes and methods, please contact your Alpha Project Manager.

CHAIN OF CUSTODY

PAGE 1 OF 1

ALPHA ANALYTICAL

Westborough, MA TEL: 508-898-9220 FAX: 508-898-9193
Mansfield, MA TEL: 508-822-9300 FAX: 508-822-3288

Date Rec'd in Lab: 11/10/22

ALPHA Job #: L2263410

Project Information

Project Name: Troy Mills Landfill Superfund
Project Location: Troy, NH
Project #: 04.0190987.33
Project Manager: Michael Summerlin
ALPHA Quote #: Contract #1081921

Report Information — ☐ FAX ☒ ADEx ☒ EMAIL ☐ Add'l Deliverables

Data Deliverables

Billing Information — ☒ Same as Client Info PO #: 2589-00 "T"

Regulatory Requirements/Report Limits

State/Fed Program	Criteria
NHDES	Sampling and Analysis Plan limits

Client Information

Client: NHDES
Address: 29 Hazen Drive
Concord, NH 03302
Phone: 603-271-3649
Fax:
Email: see comments

☐ These samples have been Previously analyzed by Alpha

Turn-Around Time

☒ Standard ☐ Rush (ONLY IF PRE-APPROVED)

Due Date: Time:

Other Project Specific Requirements/Comments/Detection Limits:

michael.d.summerlinjr@des.nh.gov. Please also email login receipts and lab reports to megan.murphy@gza.com and katherine.mcdonald@gza.com. Please provide excel files formatted for upload to the NHDES EMD and for GZA EQuIS upload.
Temperature Blank included in cooler.

ANALYSIS

SAMPLE HANDLING
Filtration
☐ Done
☒ Not Needed
☐ Lab to do
Preservation
☐ Lab to do
(Please specify below)

Please check appropriate boxes below

ALPHA Lab ID (Lab Use Only)	Sample ID	Collection Date	Collection Time	Sample Matrix	Sampler's Initials	VOCs 8260 NHDES List	SVOCs (Acid/base/neutrals)	1,4-Dioxane	Total Metals (Mn)	Hardness	Dissolved Metals (Mn)							Sample Specific Comments	TOTAL # BOTTLES
63410-01	TRIP BLANK	11/07/22	09:00	AQ	MB	✔													2
-02	TRY_MW-202P	11/07/22	14:30	GW	MB	✔	✔	✔	✔										8
-03	TRY_MW-602B	11/07/22	12:50	GW	MM	✔	✔	✔	✔										8
-04	TRY_MW-102	11/09/22	12:40	GW	MM	✔	✔	✔			✔							Metals sample was field filtered	8
-05	TRY_M-1	11/09/22	12:45	GW	MB	✔	✔	✔	✔										8

Container Type	V	A	A	P	P	P						
Preservative	B	A	A	C	C	C						

Relinquished By:	Date/Time	Received By:	Date/Time
[illegible]	11/10/22 1220	Hailey Puntin	11/10/22 12:20
[illegible]	11/10/22 1542	[illegible]	11/10/22 1542
[illegible]	11/10/22	Joseph C. Bergeron	
Joseph C. Bergeron	11/10 2230	[illegible]	11/10/22 2230

Please print clearly, legibly and completely. Samples can not be logged in and turnaround time clock will not start until any ambiguities are resolved. All samples submitted are subject to Alpha's Payment Terms.

FORM NO: 01-01D (MA) (Rev. 6-JAN-12)

ANALYTICAL REPORT

Lab Number:	L2263831
Client:	GZA GeoEnvironmental, Inc. / NHDES PO Box 95 29 Hazen Drive Concord, NH 03302-0095
ATTN:	Michael Summerlin
Phone:	(603) 271-3649
Project Name:	TROY MILLS LANDFILL SUPERFUND
Project Number:	04.0190987.33
Report Date:	11/30/22

The original project report/data package is held by Alpha Analytical. This report/data package is paginated and should be reproduced only in its entirety. Alpha Analytical holds no responsibility for results and/or data that are not consistent with the original.

Certifications & Approvals: MA (M-MA086), NH NELAP (2064), CT (PH-0574), IL (200077), ME (MA00086), MD (348), NJ (MA935), NY (11148), NC (25700/666), PA (68-03671), RI (LAO00065), TX (T104704476), VT (VT-0935), VA (460195), USDA (Permit #P330-17-00196).

Eight Walkup Drive, Westborough, MA 01581-1019
508-898-9220 (Fax) 508-898-9193 800-624-9220 - www.alphalab.com

Project Name: TROY MILLS LANDFILL SUPERFUND
Project Number: 04.0190987.33

Lab Number: L2263831
Report Date: 11/30/22

Alpha Sample ID	Client ID	Matrix	Sample Location	Collection Date/Time	Receive Date
L2263831-01	TRIP BLANK	WATER	TROY, NH	11/11/22 08:00	11/14/22
L2263831-02	TRY_SW-100	WATER	TROY, NH	11/11/22 11:20	11/14/22
L2263831-03	TRY_SW-3	WATER	TROY, NH	11/11/22 12:25	11/14/22
L2263831-04	TRY_SW-3 DUP	WATER	TROY, NH	11/11/22 12:25	11/14/22
L2263831-05	TRY_SW-4	WATER	TROY, NH	11/11/22 14:10	11/14/22
L2263831-06	TRY_SW-1	WATER	TROY, NH	11/11/22 14:30	11/14/22
L2263831-07	TRY_SW-LEACHATE	WATER	TROY, NH	11/11/22 13:10	11/14/22
L2263831-08	TRY_SW-LEACHATE DUP	WATER	TROY, NH	11/11/22 13:10	11/14/22

Project Name:	TROY MILLS LANDFILL SUPERFUND	**Lab Number:**	L2263831
Project Number:	04.0190987.33	**Report Date:**	11/30/22

Case Narrative

The samples were received in accordance with the Chain of Custody and no significant deviations were encountered during the preparation or analysis unless otherwise noted. Sample Receipt, Container Information, and the Chain of Custody are located at the back of the report.

Results contained within this report relate only to the samples submitted under this Alpha Lab Number and meet NELAP requirements for all NELAP accredited parameters unless otherwise noted in the following narrative. The data presented in this report is organized by parameter (i.e. VOC, SVOC, etc.). Sample specific Quality Control data (i.e. Surrogate Spike Recovery) is reported at the end of the target analyte list for each individual sample, followed by the Laboratory Batch Quality Control at the end of each parameter. Tentatively Identified Compounds (TICs), if requested, are reported for compounds identified to be present and are not part of the method/program Target Compound List, even if only a subset of the TCL are being reported. If a sample was re-analyzed or re-extracted due to a required quality control corrective action and if both sets of data are reported, the Laboratory ID of the re-analysis or re-extraction is designated with an "R" or "RE", respectively.

When multiple Batch Quality Control elements are reported (e.g. more than one LCS), the associated samples for each element are noted in the grey shaded header line of each data table. Any Laboratory Batch, Sample Specific % recovery or RPD value that is outside the listed Acceptance Criteria is bolded in the report. In reference to questions H (CAM) or 4 (RCP) when "NO" is checked, the performance criteria for CAM and RCP methods allow for some quality control failures to occur and still be within method compliance. In these instances, the specific failure is not narrated but noted in the associated QC Outlier Summary Report, located directly after the Case Narrative. QC information is also incorporated in the Data Usability Assessment table (Format 11) of our Data Merger tool, where it can be reviewed in conjunction with the sample result, associated regulatory criteria and any associated data usability implications.

Soil/sediments, solids and tissues are reported on a dry weight basis unless otherwise noted. Definitions of all data qualifiers and acronyms used in this report are provided in the Glossary located at the back of the report.

HOLD POLICY - For samples submitted on hold, Alpha's policy is to hold samples (with the exception of Air canisters) free of charge for 21 calendar days from the date the project is completed. After 21 calendar days, we will dispose of all samples submitted including those put on hold unless you have contacted your Alpha Project Manager and made arrangements for Alpha to continue to hold the samples. Air canisters will be disposed after 3 business days from the date the project is completed.

Please contact Project Management at 800-624-9220 with any questions.

Project Name:	TROY MILLS LANDFILL SUPERFUND	**Lab Number:**	L2263831
Project Number:	04.0190987.33	**Report Date:**	11/30/22

Case Narrative (continued)

Semivolatile Organics

The WG1712532-2/-3 LCS/LCSD recoveries, associated with L2263831-02 through -08, are below the acceptance criteria for benzidine (0%/1%) and pyridine (LCS at 5%); however, they have been identified as "difficult" analytes. The results of the associated samples are reported.

I, the undersigned, attest under the pains and penalties of perjury that, to the best of my knowledge and belief and based upon my personal inquiry of those responsible for providing the information contained in this analytical report, such information is accurate and complete. This certificate of analysis is not complete unless this page accompanies any and all pages of this report.

Authorized Signature: Cristin Walker

Title: Technical Director/Representative

Date: 11/30/22

ORGANICS

VOLATILES

Project Name: TROY MILLS LANDFILL SUPERFUND **Lab Number:** L2263831

Project Number: 04.0190987.33 **Report Date:** 11/30/22

SAMPLE RESULTS

Lab ID: L2263831-01
Client ID: TRIP BLANK
Sample Location: TROY, NH

Date Collected: 11/11/22 08:00
Date Received: 11/14/22
Field Prep: Not Specified

Sample Depth:
Matrix: Water
Analytical Method: 1,8260D
Analytical Date: 11/21/22 21:59
Analyst: MJV

Parameter	Result	Qualifier	Units	RL	MDL	Dilution Factor
Volatile Organics by GC/MS - Westborough Lab						
Methylene chloride	ND		ug/l	3.0	--	1
1,1-Dichloroethane	ND		ug/l	0.75	--	1
Chloroform	ND		ug/l	0.75	--	1
Carbon tetrachloride	ND		ug/l	0.50	--	1
1,2-Dichloropropane	ND		ug/l	1.8	--	1
Dibromochloromethane	ND		ug/l	0.50	--	1
1,1,2-Trichloroethane	ND		ug/l	0.75	--	1
Tetrachloroethene	ND		ug/l	0.50	--	1
Chlorobenzene	ND		ug/l	0.50	--	1
Trichlorofluoromethane	ND		ug/l	2.5	--	1
1,2-Dichloroethane	ND		ug/l	0.50	--	1
1,1,1-Trichloroethane	ND		ug/l	0.50	--	1
Bromodichloromethane	ND		ug/l	0.50	--	1
trans-1,3-Dichloropropene	ND		ug/l	0.50	--	1
cis-1,3-Dichloropropene	ND		ug/l	0.50	--	1
1,3-Dichloropropene, Total	ND		ug/l	0.50	--	1
1,1-Dichloropropene	ND		ug/l	2.5	--	1
Bromoform	ND		ug/l	2.0	--	1
1,1,2,2-Tetrachloroethane	ND		ug/l	0.50	--	1
Benzene	ND		ug/l	0.50	--	1
Toluene	ND		ug/l	0.75	--	1
Ethylbenzene	ND		ug/l	0.50	--	1
Chloromethane	ND		ug/l	2.5	--	1
Bromomethane	ND		ug/l	1.0	--	1
Vinyl chloride	ND		ug/l	1.0	--	1
Chloroethane	ND		ug/l	1.0	--	1
1,1-Dichloroethene	ND		ug/l	0.50	--	1
trans-1,2-Dichloroethene	ND		ug/l	0.75	--	1

Project Name: TROY MILLS LANDFILL SUPERFUND **Lab Number:** L2263831

Project Number: 04.0190987.33 **Report Date:** 11/30/22

SAMPLE RESULTS

Lab ID: L2263831-01 Date Collected: 11/11/22 08:00

Client ID: TRIP BLANK Date Received: 11/14/22

Sample Location: TROY, NH Field Prep: Not Specified

Sample Depth:

Parameter	Result	Qualifier	Units	RL	MDL	Dilution Factor
Volatile Organics by GC/MS - Westborough Lab						
1,2-Dichloroethene, Total	ND		ug/l	0.50	--	1
Trichloroethene	ND		ug/l	0.50	--	1
1,2-Dichlorobenzene	ND		ug/l	2.5	--	1
1,3-Dichlorobenzene	ND		ug/l	2.5	--	1
1,4-Dichlorobenzene	ND		ug/l	2.5	--	1
Methyl tert butyl ether	ND		ug/l	1.0	--	1
p/m-Xylene	ND		ug/l	1.0	--	1
o-Xylene	ND		ug/l	1.0	--	1
Xylenes, Total	ND		ug/l	1.0	--	1
cis-1,2-Dichloroethene	ND		ug/l	0.50	--	1
Dibromomethane	ND		ug/l	5.0	--	1
1,2,3-Trichloropropane	ND		ug/l	5.0	--	1
Styrene	ND		ug/l	1.0	--	1
Dichlorodifluoromethane	ND		ug/l	5.0	--	1
Acetone	ND		ug/l	5.0	--	1
Carbon disulfide	ND		ug/l	5.0	--	1
2-Butanone	ND		ug/l	5.0	--	1
4-Methyl-2-pentanone	ND		ug/l	5.0	--	1
2-Hexanone	ND		ug/l	5.0	--	1
Bromochloromethane	ND		ug/l	2.5	--	1
Tetrahydrofuran	ND		ug/l	5.0	--	1
2,2-Dichloropropane	ND		ug/l	2.5	--	1
1,2-Dibromoethane	ND		ug/l	2.0	--	1
1,1,1,2-Tetrachloroethane	ND		ug/l	0.50	--	1
Bromobenzene	ND		ug/l	2.5	--	1
n-Butylbenzene	ND		ug/l	0.50	--	1
sec-Butylbenzene	ND		ug/l	0.50	--	1
tert-Butylbenzene	ND		ug/l	2.5	--	1
o-Chlorotoluene	ND		ug/l	2.5	--	1
p-Chlorotoluene	ND		ug/l	2.5	--	1
1,2-Dibromo-3-chloropropane	ND		ug/l	2.5	--	1
Hexachlorobutadiene	ND		ug/l	0.50	--	1
Isopropylbenzene	ND		ug/l	0.50	--	1
p-Isopropyltoluene	ND		ug/l	0.50	--	1
Naphthalene	ND		ug/l	2.5	--	1
n-Propylbenzene	ND		ug/l	0.50	--	1
1,2,3-Trichlorobenzene	ND		ug/l	2.5	--	1

Project Name: TROY MILLS LANDFILL SUPERFUND **Lab Number:** L2263831

Project Number: 04.0190987.33 **Report Date:** 11/30/22

SAMPLE RESULTS

Lab ID: L2263831-01 Date Collected: 11/11/22 08:00

Client ID: TRIP BLANK Date Received: 11/14/22

Sample Location: TROY, NH Field Prep: Not Specified

Sample Depth:

Parameter	Result	Qualifier	Units	RL	MDL	Dilution Factor
Volatile Organics by GC/MS - Westborough Lab						
1,2,4-Trichlorobenzene	ND		ug/l	2.5	--	1
1,3,5-Trimethylbenzene	ND		ug/l	2.5	--	1
1,3,5-Trichlorobenzene	ND		ug/l	2.0	--	1
1,2,4-Trimethylbenzene	ND		ug/l	2.5	--	1
Ethyl ether	ND		ug/l	2.5	--	1
Isopropyl Ether	ND		ug/l	2.0	--	1
Tert-Butyl Alcohol	ND		ug/l	10	--	1
Ethyl-Tert-Butyl-Ether	ND		ug/l	2.0	--	1
Tertiary-Amyl Methyl Ether	ND		ug/l	2.0	--	1
1,4-Dioxane	ND		ug/l	250	--	1

Surrogate	% Recovery	Qualifier	Acceptance Criteria
1,2-Dichloroethane-d4	93		70-130
Toluene-d8	104		70-130
4-Bromofluorobenzene	100		70-130
Dibromofluoromethane	100		70-130

Project Name: TROY MILLS LANDFILL SUPERFUND **Lab Number:** L2263831

Project Number: 04.0190987.33 **Report Date:** 11/30/22

SAMPLE RESULTS

Lab ID: L2263831-02
Client ID: TRY_SW-100
Sample Location: TROY, NH

Date Collected: 11/11/22 11:20
Date Received: 11/14/22
Field Prep: Not Specified

Sample Depth:
Matrix: Water
Analytical Method: 1,8260D
Analytical Date: 11/21/22 22:22
Analyst: MJV

Parameter	Result	Qualifier	Units	RL	MDL	Dilution Factor
Volatile Organics by GC/MS - Westborough Lab						
Methylene chloride	ND		ug/l	3.0	--	1
1,1-Dichloroethane	ND		ug/l	0.75	--	1
Chloroform	ND		ug/l	0.75	--	1
Carbon tetrachloride	ND		ug/l	0.50	--	1
1,2-Dichloropropane	ND		ug/l	1.8	--	1
Dibromochloromethane	ND		ug/l	0.50	--	1
1,1,2-Trichloroethane	ND		ug/l	0.75	--	1
Tetrachloroethene	ND		ug/l	0.50	--	1
Chlorobenzene	ND		ug/l	0.50	--	1
Trichlorofluoromethane	ND		ug/l	2.5	--	1
1,2-Dichloroethane	ND		ug/l	0.50	--	1
1,1,1-Trichloroethane	ND		ug/l	0.50	--	1
Bromodichloromethane	ND		ug/l	0.50	--	1
trans-1,3-Dichloropropene	ND		ug/l	0.50	--	1
cis-1,3-Dichloropropene	ND		ug/l	0.50	--	1
1,3-Dichloropropene, Total	ND		ug/l	0.50	--	1
1,1-Dichloropropene	ND		ug/l	2.5	--	1
Bromoform	ND		ug/l	2.0	--	1
1,1,2,2-Tetrachloroethane	ND		ug/l	0.50	--	1
Benzene	ND		ug/l	0.50	--	1
Toluene	ND		ug/l	0.75	--	1
Ethylbenzene	ND		ug/l	0.50	--	1
Chloromethane	ND		ug/l	2.5	--	1
Bromomethane	ND		ug/l	1.0	--	1
Vinyl chloride	ND		ug/l	1.0	--	1
Chloroethane	ND		ug/l	1.0	--	1
1,1-Dichloroethene	ND		ug/l	0.50	--	1
trans-1,2-Dichloroethene	ND		ug/l	0.75	--	1

Project Name: TROY MILLS LANDFILL SUPERFUND **Lab Number:** L2263831

Project Number: 04.0190987.33 **Report Date:** 11/30/22

SAMPLE RESULTS

Lab ID: L2263831-02 Date Collected: 11/11/22 11:20

Client ID: TRY_SW-100 Date Received: 11/14/22

Sample Location: TROY, NH Field Prep: Not Specified

Sample Depth:

Parameter	Result	Qualifier	Units	RL	MDL	Dilution Factor
Volatile Organics by GC/MS - Westborough Lab						
1,2-Dichloroethene, Total	ND		ug/l	0.50	--	1
Trichloroethene	ND		ug/l	0.50	--	1
1,2-Dichlorobenzene	ND		ug/l	2.5	--	1
1,3-Dichlorobenzene	ND		ug/l	2.5	--	1
1,4-Dichlorobenzene	ND		ug/l	2.5	--	1
Methyl tert butyl ether	ND		ug/l	1.0	--	1
p/m-Xylene	ND		ug/l	1.0	--	1
o-Xylene	ND		ug/l	1.0	--	1
Xylenes, Total	ND		ug/l	1.0	--	1
cis-1,2-Dichloroethene	ND		ug/l	0.50	--	1
Dibromomethane	ND		ug/l	5.0	--	1
1,2,3-Trichloropropane	ND		ug/l	5.0	--	1
Styrene	ND		ug/l	1.0	--	1
Dichlorodifluoromethane	ND		ug/l	5.0	--	1
Acetone	ND		ug/l	5.0	--	1
Carbon disulfide	ND		ug/l	5.0	--	1
2-Butanone	ND		ug/l	5.0	--	1
4-Methyl-2-pentanone	ND		ug/l	5.0	--	1
2-Hexanone	ND		ug/l	5.0	--	1
Bromochloromethane	ND		ug/l	2.5	--	1
Tetrahydrofuran	ND		ug/l	5.0	--	1
2,2-Dichloropropane	ND		ug/l	2.5	--	1
1,2-Dibromoethane	ND		ug/l	2.0	--	1
1,1,1,2-Tetrachloroethane	ND		ug/l	0.50	--	1
Bromobenzene	ND		ug/l	2.5	--	1
n-Butylbenzene	ND		ug/l	0.50	--	1
sec-Butylbenzene	ND		ug/l	0.50	--	1
tert-Butylbenzene	ND		ug/l	2.5	--	1
o-Chlorotoluene	ND		ug/l	2.5	--	1
p-Chlorotoluene	ND		ug/l	2.5	--	1
1,2-Dibromo-3-chloropropane	ND		ug/l	2.5	--	1
Hexachlorobutadiene	ND		ug/l	0.50	--	1
Isopropylbenzene	ND		ug/l	0.50	--	1
p-Isopropyltoluene	ND		ug/l	0.50	--	1
Naphthalene	ND		ug/l	2.5	--	1
n-Propylbenzene	ND		ug/l	0.50	--	1
1,2,3-Trichlorobenzene	ND		ug/l	2.5	--	1

Project Name: TROY MILLS LANDFILL SUPERFUND **Lab Number:** L2263831

Project Number: 04.0190987.33 **Report Date:** 11/30/22

SAMPLE RESULTS

Lab ID: L2263831-02 Date Collected: 11/11/22 11:20

Client ID: TRY_SW-100 Date Received: 11/14/22

Sample Location: TROY, NH Field Prep: Not Specified

Sample Depth:

Parameter	Result	Qualifier	Units	RL	MDL	Dilution Factor
Volatile Organics by GC/MS - Westborough Lab						
1,2,4-Trichlorobenzene	ND		ug/l	2.5	--	1
1,3,5-Trimethylbenzene	ND		ug/l	2.5	--	1
1,3,5-Trichlorobenzene	ND		ug/l	2.0	--	1
1,2,4-Trimethylbenzene	ND		ug/l	2.5	--	1
Ethyl ether	ND		ug/l	2.5	--	1
Isopropyl Ether	ND		ug/l	2.0	--	1
Tert-Butyl Alcohol	ND		ug/l	10	--	1
Ethyl-Tert-Butyl-Ether	ND		ug/l	2.0	--	1
Tertiary-Amyl Methyl Ether	ND		ug/l	2.0	--	1
1,4-Dioxane	ND		ug/l	250	--	1

Surrogate	% Recovery	Qualifier	Acceptance Criteria
1,2-Dichloroethane-d4	93		70-130
Toluene-d8	101		70-130
4-Bromofluorobenzene	103		70-130
Dibromofluoromethane	100		70-130

Project Name: TROY MILLS LANDFILL SUPERFUND **Lab Number:** L2263831

Project Number: 04.0190987.33 **Report Date:** 11/30/22

SAMPLE RESULTS

Lab ID: L2263831-03
Client ID: TRY_SW-3
Sample Location: TROY, NH

Date Collected: 11/11/22 12:25
Date Received: 11/14/22
Field Prep: Not Specified

Sample Depth:
Matrix: Water
Analytical Method: 1,8260D
Analytical Date: 11/21/22 22:45
Analyst: MJV

Parameter	Result	Qualifier	Units	RL	MDL	Dilution Factor
Volatile Organics by GC/MS - Westborough Lab						
Methylene chloride	ND		ug/l	3.0	--	1
1,1-Dichloroethane	ND		ug/l	0.75	--	1
Chloroform	ND		ug/l	0.75	--	1
Carbon tetrachloride	ND		ug/l	0.50	--	1
1,2-Dichloropropane	ND		ug/l	1.8	--	1
Dibromochloromethane	ND		ug/l	0.50	--	1
1,1,2-Trichloroethane	ND		ug/l	0.75	--	1
Tetrachloroethene	ND		ug/l	0.50	--	1
Chlorobenzene	ND		ug/l	0.50	--	1
Trichlorofluoromethane	ND		ug/l	2.5	--	1
1,2-Dichloroethane	ND		ug/l	0.50	--	1
1,1,1-Trichloroethane	ND		ug/l	0.50	--	1
Bromodichloromethane	ND		ug/l	0.50	--	1
trans-1,3-Dichloropropene	ND		ug/l	0.50	--	1
cis-1,3-Dichloropropene	ND		ug/l	0.50	--	1
1,3-Dichloropropene, Total	ND		ug/l	0.50	--	1
1,1-Dichloropropene	ND		ug/l	2.5	--	1
Bromoform	ND		ug/l	2.0	--	1
1,1,2,2-Tetrachloroethane	ND		ug/l	0.50	--	1
Benzene	ND		ug/l	0.50	--	1
Toluene	ND		ug/l	0.75	--	1
Ethylbenzene	ND		ug/l	0.50	--	1
Chloromethane	ND		ug/l	2.5	--	1
Bromomethane	ND		ug/l	1.0	--	1
Vinyl chloride	ND		ug/l	1.0	--	1
Chloroethane	ND		ug/l	1.0	--	1
1,1-Dichloroethene	ND		ug/l	0.50	--	1
trans-1,2-Dichloroethene	ND		ug/l	0.75	--	1

Project Name: TROY MILLS LANDFILL SUPERFUND **Lab Number:** L2263831

Project Number: 04.0190987.33 **Report Date:** 11/30/22

SAMPLE RESULTS

Lab ID: L2263831-03 Date Collected: 11/11/22 12:25

Client ID: TRY_SW-3 Date Received: 11/14/22

Sample Location: TROY, NH Field Prep: Not Specified

Sample Depth:

Parameter	Result	Qualifier	Units	RL	MDL	Dilution Factor
Volatile Organics by GC/MS - Westborough Lab						
1,2-Dichloroethene, Total	ND		ug/l	0.50	--	1
Trichloroethene	ND		ug/l	0.50	--	1
1,2-Dichlorobenzene	ND		ug/l	2.5	--	1
1,3-Dichlorobenzene	ND		ug/l	2.5	--	1
1,4-Dichlorobenzene	ND		ug/l	2.5	--	1
Methyl tert butyl ether	ND		ug/l	1.0	--	1
p/m-Xylene	ND		ug/l	1.0	--	1
o-Xylene	ND		ug/l	1.0	--	1
Xylenes, Total	ND		ug/l	1.0	--	1
cis-1,2-Dichloroethene	ND		ug/l	0.50	--	1
Dibromomethane	ND		ug/l	5.0	--	1
1,2,3-Trichloropropane	ND		ug/l	5.0	--	1
Styrene	ND		ug/l	1.0	--	1
Dichlorodifluoromethane	ND		ug/l	5.0	--	1
Acetone	ND		ug/l	5.0	--	1
Carbon disulfide	ND		ug/l	5.0	--	1
2-Butanone	ND		ug/l	5.0	--	1
4-Methyl-2-pentanone	ND		ug/l	5.0	--	1
2-Hexanone	ND		ug/l	5.0	--	1
Bromochloromethane	ND		ug/l	2.5	--	1
Tetrahydrofuran	ND		ug/l	5.0	--	1
2,2-Dichloropropane	ND		ug/l	2.5	--	1
1,2-Dibromoethane	ND		ug/l	2.0	--	1
1,1,1,2-Tetrachloroethane	ND		ug/l	0.50	--	1
Bromobenzene	ND		ug/l	2.5	--	1
n-Butylbenzene	ND		ug/l	0.50	--	1
sec-Butylbenzene	ND		ug/l	0.50	--	1
tert-Butylbenzene	ND		ug/l	2.5	--	1
o-Chlorotoluene	ND		ug/l	2.5	--	1
p-Chlorotoluene	ND		ug/l	2.5	--	1
1,2-Dibromo-3-chloropropane	ND		ug/l	2.5	--	1
Hexachlorobutadiene	ND		ug/l	0.50	--	1
Isopropylbenzene	ND		ug/l	0.50	--	1
p-Isopropyltoluene	ND		ug/l	0.50	--	1
Naphthalene	ND		ug/l	2.5	--	1
n-Propylbenzene	ND		ug/l	0.50	--	1
1,2,3-Trichlorobenzene	ND		ug/l	2.5	--	1

Project Name: TROY MILLS LANDFILL SUPERFUND **Lab Number:** L2263831

Project Number: 04.0190987.33 **Report Date:** 11/30/22

SAMPLE RESULTS

Lab ID: L2263831-03 Date Collected: 11/11/22 12:25

Client ID: TRY_SW-3 Date Received: 11/14/22

Sample Location: TROY, NH Field Prep: Not Specified

Sample Depth:

Parameter	Result	Qualifier	Units	RL	MDL	Dilution Factor
Volatile Organics by GC/MS - Westborough Lab						
1,2,4-Trichlorobenzene	ND		ug/l	2.5	--	1
1,3,5-Trimethylbenzene	ND		ug/l	2.5	--	1
1,3,5-Trichlorobenzene	ND		ug/l	2.0	--	1
1,2,4-Trimethylbenzene	ND		ug/l	2.5	--	1
Ethyl ether	ND		ug/l	2.5	--	1
Isopropyl Ether	ND		ug/l	2.0	--	1
Tert-Butyl Alcohol	ND		ug/l	10	--	1
Ethyl-Tert-Butyl-Ether	ND		ug/l	2.0	--	1
Tertiary-Amyl Methyl Ether	ND		ug/l	2.0	--	1
1,4-Dioxane	ND		ug/l	250	--	1

Surrogate	% Recovery	Qualifier	Acceptance Criteria
1,2-Dichloroethane-d4	94		70-130
Toluene-d8	107		70-130
4-Bromofluorobenzene	104		70-130
Dibromofluoromethane	100		70-130

Project Name: TROY MILLS LANDFILL SUPERFUND **Lab Number:** L2263831

Project Number: 04.0190987.33 **Report Date:** 11/30/22

SAMPLE RESULTS

Lab ID: L2263831-04
Client ID: TRY_SW-3 DUP
Sample Location: TROY, NH

Date Collected: 11/11/22 12:25
Date Received: 11/14/22
Field Prep: Not Specified

Sample Depth:
Matrix: Water
Analytical Method: 1,8260D
Analytical Date: 11/21/22 23:08
Analyst: MJV

Parameter	Result	Qualifier	Units	RL	MDL	Dilution Factor
Volatile Organics by GC/MS - Westborough Lab						
Methylene chloride	ND		ug/l	3.0	--	1
1,1-Dichloroethane	ND		ug/l	0.75	--	1
Chloroform	ND		ug/l	0.75	--	1
Carbon tetrachloride	ND		ug/l	0.50	--	1
1,2-Dichloropropane	ND		ug/l	1.8	--	1
Dibromochloromethane	ND		ug/l	0.50	--	1
1,1,2-Trichloroethane	ND		ug/l	0.75	--	1
Tetrachloroethene	ND		ug/l	0.50	--	1
Chlorobenzene	ND		ug/l	0.50	--	1
Trichlorofluoromethane	ND		ug/l	2.5	--	1
1,2-Dichloroethane	ND		ug/l	0.50	--	1
1,1,1-Trichloroethane	ND		ug/l	0.50	--	1
Bromodichloromethane	ND		ug/l	0.50	--	1
trans-1,3-Dichloropropene	ND		ug/l	0.50	--	1
cis-1,3-Dichloropropene	ND		ug/l	0.50	--	1
1,3-Dichloropropene, Total	ND		ug/l	0.50	--	1
1,1-Dichloropropene	ND		ug/l	2.5	--	1
Bromoform	ND		ug/l	2.0	--	1
1,1,2,2-Tetrachloroethane	ND		ug/l	0.50	--	1
Benzene	ND		ug/l	0.50	--	1
Toluene	ND		ug/l	0.75	--	1
Ethylbenzene	ND		ug/l	0.50	--	1
Chloromethane	ND		ug/l	2.5	--	1
Bromomethane	ND		ug/l	1.0	--	1
Vinyl chloride	ND		ug/l	1.0	--	1
Chloroethane	ND		ug/l	1.0	--	1
1,1-Dichloroethene	ND		ug/l	0.50	--	1
trans-1,2-Dichloroethene	ND		ug/l	0.75	--	1

Project Name: TROY MILLS LANDFILL SUPERFUND **Lab Number:** L2263831

Project Number: 04.0190987.33 **Report Date:** 11/30/22

SAMPLE RESULTS

Lab ID: L2263831-04 Date Collected: 11/11/22 12:25

Client ID: TRY_SW-3 DUP Date Received: 11/14/22

Sample Location: TROY, NH Field Prep: Not Specified

Sample Depth:

Parameter	Result	Qualifier	Units	RL	MDL	Dilution Factor
Volatile Organics by GC/MS - Westborough Lab						
1,2-Dichloroethene, Total	ND		ug/l	0.50	--	1
Trichloroethene	ND		ug/l	0.50	--	1
1,2-Dichlorobenzene	ND		ug/l	2.5	--	1
1,3-Dichlorobenzene	ND		ug/l	2.5	--	1
1,4-Dichlorobenzene	ND		ug/l	2.5	--	1
Methyl tert butyl ether	ND		ug/l	1.0	--	1
p/m-Xylene	ND		ug/l	1.0	--	1
o-Xylene	ND		ug/l	1.0	--	1
Xylenes, Total	ND		ug/l	1.0	--	1
cis-1,2-Dichloroethene	ND		ug/l	0.50	--	1
Dibromomethane	ND		ug/l	5.0	--	1
1,2,3-Trichloropropane	ND		ug/l	5.0	--	1
Styrene	ND		ug/l	1.0	--	1
Dichlorodifluoromethane	ND		ug/l	5.0	--	1
Acetone	ND		ug/l	5.0	--	1
Carbon disulfide	ND		ug/l	5.0	--	1
2-Butanone	ND		ug/l	5.0	--	1
4-Methyl-2-pentanone	ND		ug/l	5.0	--	1
2-Hexanone	ND		ug/l	5.0	--	1
Bromochloromethane	ND		ug/l	2.5	--	1
Tetrahydrofuran	ND		ug/l	5.0	--	1
2,2-Dichloropropane	ND		ug/l	2.5	--	1
1,2-Dibromoethane	ND		ug/l	2.0	--	1
1,1,1,2-Tetrachloroethane	ND		ug/l	0.50	--	1
Bromobenzene	ND		ug/l	2.5	--	1
n-Butylbenzene	ND		ug/l	0.50	--	1
sec-Butylbenzene	ND		ug/l	0.50	--	1
tert-Butylbenzene	ND		ug/l	2.5	--	1
o-Chlorotoluene	ND		ug/l	2.5	--	1
p-Chlorotoluene	ND		ug/l	2.5	--	1
1,2-Dibromo-3-chloropropane	ND		ug/l	2.5	--	1
Hexachlorobutadiene	ND		ug/l	0.50	--	1
Isopropylbenzene	ND		ug/l	0.50	--	1
p-Isopropyltoluene	ND		ug/l	0.50	--	1
Naphthalene	ND		ug/l	2.5	--	1
n-Propylbenzene	ND		ug/l	0.50	--	1
1,2,3-Trichlorobenzene	ND		ug/l	2.5	--	1

Project Name: TROY MILLS LANDFILL SUPERFUND **Lab Number:** L2263831

Project Number: 04.0190987.33 **Report Date:** 11/30/22

SAMPLE RESULTS

Lab ID: L2263831-04 Date Collected: 11/11/22 12:25

Client ID: TRY_SW-3 DUP Date Received: 11/14/22

Sample Location: TROY, NH Field Prep: Not Specified

Sample Depth:

Parameter	Result	Qualifier	Units	RL	MDL	Dilution Factor
Volatile Organics by GC/MS - Westborough Lab						
1,2,4-Trichlorobenzene	ND		ug/l	2.5	--	1
1,3,5-Trimethylbenzene	ND		ug/l	2.5	--	1
1,3,5-Trichlorobenzene	ND		ug/l	2.0	--	1
1,2,4-Trimethylbenzene	ND		ug/l	2.5	--	1
Ethyl ether	ND		ug/l	2.5	--	1
Isopropyl Ether	ND		ug/l	2.0	--	1
Tert-Butyl Alcohol	ND		ug/l	10	--	1
Ethyl-Tert-Butyl-Ether	ND		ug/l	2.0	--	1
Tertiary-Amyl Methyl Ether	ND		ug/l	2.0	--	1
1,4-Dioxane	ND		ug/l	250	--	1

Surrogate	% Recovery	Qualifier	Acceptance Criteria
1,2-Dichloroethane-d4	94		70-130
Toluene-d8	103		70-130
4-Bromofluorobenzene	101		70-130
Dibromofluoromethane	101		70-130

Project Name: TROY MILLS LANDFILL SUPERFUND **Lab Number:** L2263831

Project Number: 04.0190987.33 **Report Date:** 11/30/22

SAMPLE RESULTS

Lab ID: L2263831-05
Client ID: TRY_SW-4
Sample Location: TROY, NH

Date Collected: 11/11/22 14:10
Date Received: 11/14/22
Field Prep: Not Specified

Sample Depth:
Matrix: Water
Analytical Method: 1,8260D
Analytical Date: 11/21/22 23:31
Analyst: MJV

Parameter	Result	Qualifier	Units	RL	MDL	Dilution Factor
Volatile Organics by GC/MS - Westborough Lab						
Methylene chloride	ND		ug/l	3.0	--	1
1,1-Dichloroethane	ND		ug/l	0.75	--	1
Chloroform	ND		ug/l	0.75	--	1
Carbon tetrachloride	ND		ug/l	0.50	--	1
1,2-Dichloropropane	ND		ug/l	1.8	--	1
Dibromochloromethane	ND		ug/l	0.50	--	1
1,1,2-Trichloroethane	ND		ug/l	0.75	--	1
Tetrachloroethene	ND		ug/l	0.50	--	1
Chlorobenzene	ND		ug/l	0.50	--	1
Trichlorofluoromethane	ND		ug/l	2.5	--	1
1,2-Dichloroethane	ND		ug/l	0.50	--	1
1,1,1-Trichloroethane	ND		ug/l	0.50	--	1
Bromodichloromethane	ND		ug/l	0.50	--	1
trans-1,3-Dichloropropene	ND		ug/l	0.50	--	1
cis-1,3-Dichloropropene	ND		ug/l	0.50	--	1
1,3-Dichloropropene, Total	ND		ug/l	0.50	--	1
1,1-Dichloropropene	ND		ug/l	2.5	--	1
Bromoform	ND		ug/l	2.0	--	1
1,1,2,2-Tetrachloroethane	ND		ug/l	0.50	--	1
Benzene	ND		ug/l	0.50	--	1
Toluene	ND		ug/l	0.75	--	1
Ethylbenzene	ND		ug/l	0.50	--	1
Chloromethane	ND		ug/l	2.5	--	1
Bromomethane	ND		ug/l	1.0	--	1
Vinyl chloride	ND		ug/l	1.0	--	1
Chloroethane	ND		ug/l	1.0	--	1
1,1-Dichloroethene	ND		ug/l	0.50	--	1
trans-1,2-Dichloroethene	ND		ug/l	0.75	--	1

Project Name: TROY MILLS LANDFILL SUPERFUND **Lab Number:** L2263831

Project Number: 04.0190987.33 **Report Date:** 11/30/22

SAMPLE RESULTS

Lab ID: L2263831-05 Date Collected: 11/11/22 14:10

Client ID: TRY_SW-4 Date Received: 11/14/22

Sample Location: TROY, NH Field Prep: Not Specified

Sample Depth:

Parameter	Result	Qualifier	Units	RL	MDL	Dilution Factor
Volatile Organics by GC/MS - Westborough Lab						
1,2-Dichloroethene, Total	ND		ug/l	0.50	--	1
Trichloroethene	ND		ug/l	0.50	--	1
1,2-Dichlorobenzene	ND		ug/l	2.5	--	1
1,3-Dichlorobenzene	ND		ug/l	2.5	--	1
1,4-Dichlorobenzene	ND		ug/l	2.5	--	1
Methyl tert butyl ether	ND		ug/l	1.0	--	1
p/m-Xylene	ND		ug/l	1.0	--	1
o-Xylene	ND		ug/l	1.0	--	1
Xylenes, Total	ND		ug/l	1.0	--	1
cis-1,2-Dichloroethene	ND		ug/l	0.50	--	1
Dibromomethane	ND		ug/l	5.0	--	1
1,2,3-Trichloropropane	ND		ug/l	5.0	--	1
Styrene	ND		ug/l	1.0	--	1
Dichlorodifluoromethane	ND		ug/l	5.0	--	1
Acetone	ND		ug/l	5.0	--	1
Carbon disulfide	ND		ug/l	5.0	--	1
2-Butanone	ND		ug/l	5.0	--	1
4-Methyl-2-pentanone	ND		ug/l	5.0	--	1
2-Hexanone	ND		ug/l	5.0	--	1
Bromochloromethane	ND		ug/l	2.5	--	1
Tetrahydrofuran	ND		ug/l	5.0	--	1
2,2-Dichloropropane	ND		ug/l	2.5	--	1
1,2-Dibromoethane	ND		ug/l	2.0	--	1
1,1,1,2-Tetrachloroethane	ND		ug/l	0.50	--	1
Bromobenzene	ND		ug/l	2.5	--	1
n-Butylbenzene	ND		ug/l	0.50	--	1
sec-Butylbenzene	ND		ug/l	0.50	--	1
tert-Butylbenzene	ND		ug/l	2.5	--	1
o-Chlorotoluene	ND		ug/l	2.5	--	1
p-Chlorotoluene	ND		ug/l	2.5	--	1
1,2-Dibromo-3-chloropropane	ND		ug/l	2.5	--	1
Hexachlorobutadiene	ND		ug/l	0.50	--	1
Isopropylbenzene	ND		ug/l	0.50	--	1
p-Isopropyltoluene	ND		ug/l	0.50	--	1
Naphthalene	ND		ug/l	2.5	--	1
n-Propylbenzene	ND		ug/l	0.50	--	1
1,2,3-Trichlorobenzene	ND		ug/l	2.5	--	1

Project Name: TROY MILLS LANDFILL SUPERFUND **Lab Number:** L2263831

Project Number: 04.0190987.33 **Report Date:** 11/30/22

SAMPLE RESULTS

Lab ID: L2263831-05 Date Collected: 11/11/22 14:10

Client ID: TRY_SW-4 Date Received: 11/14/22

Sample Location: TROY, NH Field Prep: Not Specified

Sample Depth:

Parameter	Result	Qualifier	Units	RL	MDL	Dilution Factor
Volatile Organics by GC/MS - Westborough Lab						
1,2,4-Trichlorobenzene	ND		ug/l	2.5	--	1
1,3,5-Trimethylbenzene	ND		ug/l	2.5	--	1
1,3,5-Trichlorobenzene	ND		ug/l	2.0	--	1
1,2,4-Trimethylbenzene	ND		ug/l	2.5	--	1
Ethyl ether	ND		ug/l	2.5	--	1
Isopropyl Ether	ND		ug/l	2.0	--	1
Tert-Butyl Alcohol	ND		ug/l	10	--	1
Ethyl-Tert-Butyl-Ether	ND		ug/l	2.0	--	1
Tertiary-Amyl Methyl Ether	ND		ug/l	2.0	--	1
1,4-Dioxane	ND		ug/l	250	--	1

Surrogate	% Recovery	Qualifier	Acceptance Criteria
1,2-Dichloroethane-d4	94		70-130
Toluene-d8	103		70-130
4-Bromofluorobenzene	97		70-130
Dibromofluoromethane	100		70-130

Project Name: TROY MILLS LANDFILL SUPERFUND **Lab Number:** L2263831

Project Number: 04.0190987.33 **Report Date:** 11/30/22

SAMPLE RESULTS

Lab ID: L2263831-06
Client ID: TRY_SW-1
Sample Location: TROY, NH

Date Collected: 11/11/22 14:30
Date Received: 11/14/22
Field Prep: Not Specified

Sample Depth:
Matrix: Water
Analytical Method: 1,8260D
Analytical Date: 11/21/22 23:54
Analyst: MJV

Parameter	Result	Qualifier	Units	RL	MDL	Dilution Factor
Volatile Organics by GC/MS - Westborough Lab						
Methylene chloride	ND		ug/l	3.0	--	1
1,1-Dichloroethane	ND		ug/l	0.75	--	1
Chloroform	ND		ug/l	0.75	--	1
Carbon tetrachloride	ND		ug/l	0.50	--	1
1,2-Dichloropropane	ND		ug/l	1.8	--	1
Dibromochloromethane	ND		ug/l	0.50	--	1
1,1,2-Trichloroethane	ND		ug/l	0.75	--	1
Tetrachloroethene	ND		ug/l	0.50	--	1
Chlorobenzene	ND		ug/l	0.50	--	1
Trichlorofluoromethane	ND		ug/l	2.5	--	1
1,2-Dichloroethane	ND		ug/l	0.50	--	1
1,1,1-Trichloroethane	ND		ug/l	0.50	--	1
Bromodichloromethane	ND		ug/l	0.50	--	1
trans-1,3-Dichloropropene	ND		ug/l	0.50	--	1
cis-1,3-Dichloropropene	ND		ug/l	0.50	--	1
1,3-Dichloropropene, Total	ND		ug/l	0.50	--	1
1,1-Dichloropropene	ND		ug/l	2.5	--	1
Bromoform	ND		ug/l	2.0	--	1
1,1,2,2-Tetrachloroethane	ND		ug/l	0.50	--	1
Benzene	ND		ug/l	0.50	--	1
Toluene	ND		ug/l	0.75	--	1
Ethylbenzene	ND		ug/l	0.50	--	1
Chloromethane	ND		ug/l	2.5	--	1
Bromomethane	ND		ug/l	1.0	--	1
Vinyl chloride	ND		ug/l	1.0	--	1
Chloroethane	ND		ug/l	1.0	--	1
1,1-Dichloroethene	ND		ug/l	0.50	--	1
trans-1,2-Dichloroethene	ND		ug/l	0.75	--	1

Project Name: TROY MILLS LANDFILL SUPERFUND **Lab Number:** L2263831

Project Number: 04.0190987.33 **Report Date:** 11/30/22

SAMPLE RESULTS

Lab ID: L2263831-06 Date Collected: 11/11/22 14:30

Client ID: TRY_SW-1 Date Received: 11/14/22

Sample Location: TROY, NH Field Prep: Not Specified

Sample Depth:

Parameter	Result	Qualifier	Units	RL	MDL	Dilution Factor
Volatile Organics by GC/MS - Westborough Lab						
1,2-Dichloroethene, Total	ND		ug/l	0.50	--	1
Trichloroethene	ND		ug/l	0.50	--	1
1,2-Dichlorobenzene	ND		ug/l	2.5	--	1
1,3-Dichlorobenzene	ND		ug/l	2.5	--	1
1,4-Dichlorobenzene	ND		ug/l	2.5	--	1
Methyl tert butyl ether	ND		ug/l	1.0	--	1
p/m-Xylene	ND		ug/l	1.0	--	1
o-Xylene	ND		ug/l	1.0	--	1
Xylenes, Total	ND		ug/l	1.0	--	1
cis-1,2-Dichloroethene	ND		ug/l	0.50	--	1
Dibromomethane	ND		ug/l	5.0	--	1
1,2,3-Trichloropropane	ND		ug/l	5.0	--	1
Styrene	ND		ug/l	1.0	--	1
Dichlorodifluoromethane	ND		ug/l	5.0	--	1
Acetone	ND		ug/l	5.0	--	1
Carbon disulfide	ND		ug/l	5.0	--	1
2-Butanone	ND		ug/l	5.0	--	1
4-Methyl-2-pentanone	ND		ug/l	5.0	--	1
2-Hexanone	ND		ug/l	5.0	--	1
Bromochloromethane	ND		ug/l	2.5	--	1
Tetrahydrofuran	ND		ug/l	5.0	--	1
2,2-Dichloropropane	ND		ug/l	2.5	--	1
1,2-Dibromoethane	ND		ug/l	2.0	--	1
1,1,1,2-Tetrachloroethane	ND		ug/l	0.50	--	1
Bromobenzene	ND		ug/l	2.5	--	1
n-Butylbenzene	ND		ug/l	0.50	--	1
sec-Butylbenzene	ND		ug/l	0.50	--	1
tert-Butylbenzene	ND		ug/l	2.5	--	1
o-Chlorotoluene	ND		ug/l	2.5	--	1
p-Chlorotoluene	ND		ug/l	2.5	--	1
1,2-Dibromo-3-chloropropane	ND		ug/l	2.5	--	1
Hexachlorobutadiene	ND		ug/l	0.50	--	1
Isopropylbenzene	ND		ug/l	0.50	--	1
p-Isopropyltoluene	ND		ug/l	0.50	--	1
Naphthalene	ND		ug/l	2.5	--	1
n-Propylbenzene	ND		ug/l	0.50	--	1
1,2,3-Trichlorobenzene	ND		ug/l	2.5	--	1

Project Name: TROY MILLS LANDFILL SUPERFUND **Lab Number:** L2263831

Project Number: 04.0190987.33 **Report Date:** 11/30/22

SAMPLE RESULTS

Lab ID: L2263831-06 Date Collected: 11/11/22 14:30

Client ID: TRY_SW-1 Date Received: 11/14/22

Sample Location: TROY, NH Field Prep: Not Specified

Sample Depth:

Parameter	Result	Qualifier	Units	RL	MDL	Dilution Factor
Volatile Organics by GC/MS - Westborough Lab						
1,2,4-Trichlorobenzene	ND		ug/l	2.5	--	1
1,3,5-Trimethylbenzene	ND		ug/l	2.5	--	1
1,3,5-Trichlorobenzene	ND		ug/l	2.0	--	1
1,2,4-Trimethylbenzene	ND		ug/l	2.5	--	1
Ethyl ether	ND		ug/l	2.5	--	1
Isopropyl Ether	ND		ug/l	2.0	--	1
Tert-Butyl Alcohol	ND		ug/l	10	--	1
Ethyl-Tert-Butyl-Ether	ND		ug/l	2.0	--	1
Tertiary-Amyl Methyl Ether	ND		ug/l	2.0	--	1
1,4-Dioxane	ND		ug/l	250	--	1

Surrogate	% Recovery	Qualifier	Acceptance Criteria
1,2-Dichloroethane-d4	94		70-130
Toluene-d8	105		70-130
4-Bromofluorobenzene	100		70-130
Dibromofluoromethane	100		70-130

Project Name: TROY MILLS LANDFILL SUPERFUND **Lab Number:** L2263831

Project Number: 04.0190987.33 **Report Date:** 11/30/22

SAMPLE RESULTS

Lab ID: L2263831-07
Client ID: TRY_SW-LEACHATE
Sample Location: TROY, NH

Date Collected: 11/11/22 13:10
Date Received: 11/14/22
Field Prep: Not Specified

Sample Depth:
Matrix: Water
Analytical Method: 1,8260D
Analytical Date: 11/22/22 00:18
Analyst: MJV

Parameter	Result	Qualifier	Units	RL	MDL	Dilution Factor
Volatile Organics by GC/MS - Westborough Lab						
Methylene chloride	ND		ug/l	3.0	--	1
1,1-Dichloroethane	ND		ug/l	0.75	--	1
Chloroform	ND		ug/l	0.75	--	1
Carbon tetrachloride	ND		ug/l	0.50	--	1
1,2-Dichloropropane	ND		ug/l	1.8	--	1
Dibromochloromethane	ND		ug/l	0.50	--	1
1,1,2-Trichloroethane	ND		ug/l	0.75	--	1
Tetrachloroethene	ND		ug/l	0.50	--	1
Chlorobenzene	ND		ug/l	0.50	--	1
Trichlorofluoromethane	ND		ug/l	2.5	--	1
1,2-Dichloroethane	ND		ug/l	0.50	--	1
1,1,1-Trichloroethane	ND		ug/l	0.50	--	1
Bromodichloromethane	ND		ug/l	0.50	--	1
trans-1,3-Dichloropropene	ND		ug/l	0.50	--	1
cis-1,3-Dichloropropene	ND		ug/l	0.50	--	1
1,3-Dichloropropene, Total	ND		ug/l	0.50	--	1
1,1-Dichloropropene	ND		ug/l	2.5	--	1
Bromoform	ND		ug/l	2.0	--	1
1,1,2,2-Tetrachloroethane	ND		ug/l	0.50	--	1
Benzene	ND		ug/l	0.50	--	1
Toluene	ND		ug/l	0.75	--	1
Ethylbenzene	ND		ug/l	0.50	--	1
Chloromethane	ND		ug/l	2.5	--	1
Bromomethane	ND		ug/l	1.0	--	1
Vinyl chloride	ND		ug/l	1.0	--	1
Chloroethane	ND		ug/l	1.0	--	1
1,1-Dichloroethene	ND		ug/l	0.50	--	1
trans-1,2-Dichloroethene	ND		ug/l	0.75	--	1

Project Name: TROY MILLS LANDFILL SUPERFUND **Lab Number:** L2263831

Project Number: 04.0190987.33 **Report Date:** 11/30/22

SAMPLE RESULTS

Lab ID: L2263831-07 Date Collected: 11/11/22 13:10

Client ID: TRY_SW-LEACHATE Date Received: 11/14/22

Sample Location: TROY, NH Field Prep: Not Specified

Sample Depth:

Parameter	Result	Qualifier	Units	RL	MDL	Dilution Factor
Volatile Organics by GC/MS - Westborough Lab						
1,2-Dichloroethene, Total	ND		ug/l	0.50	--	1
Trichloroethene	ND		ug/l	0.50	--	1
1,2-Dichlorobenzene	ND		ug/l	2.5	--	1
1,3-Dichlorobenzene	ND		ug/l	2.5	--	1
1,4-Dichlorobenzene	ND		ug/l	2.5	--	1
Methyl tert butyl ether	ND		ug/l	1.0	--	1
p/m-Xylene	ND		ug/l	1.0	--	1
o-Xylene	ND		ug/l	1.0	--	1
Xylenes, Total	ND		ug/l	1.0	--	1
cis-1,2-Dichloroethene	ND		ug/l	0.50	--	1
Dibromomethane	ND		ug/l	5.0	--	1
1,2,3-Trichloropropane	ND		ug/l	5.0	--	1
Styrene	ND		ug/l	1.0	--	1
Dichlorodifluoromethane	ND		ug/l	5.0	--	1
Acetone	ND		ug/l	5.0	--	1
Carbon disulfide	ND		ug/l	5.0	--	1
2-Butanone	ND		ug/l	5.0	--	1
4-Methyl-2-pentanone	ND		ug/l	5.0	--	1
2-Hexanone	ND		ug/l	5.0	--	1
Bromochloromethane	ND		ug/l	2.5	--	1
Tetrahydrofuran	ND		ug/l	5.0	--	1
2,2-Dichloropropane	ND		ug/l	2.5	--	1
1,2-Dibromoethane	ND		ug/l	2.0	--	1
1,1,1,2-Tetrachloroethane	ND		ug/l	0.50	--	1
Bromobenzene	ND		ug/l	2.5	--	1
n-Butylbenzene	ND		ug/l	0.50	--	1
sec-Butylbenzene	9.9		ug/l	0.50	--	1
tert-Butylbenzene	3.0		ug/l	2.5	--	1
o-Chlorotoluene	ND		ug/l	2.5	--	1
p-Chlorotoluene	ND		ug/l	2.5	--	1
1,2-Dibromo-3-chloropropane	ND		ug/l	2.5	--	1
Hexachlorobutadiene	ND		ug/l	0.50	--	1
Isopropylbenzene	7.5		ug/l	0.50	--	1
p-Isopropyltoluene	ND		ug/l	0.50	--	1
Naphthalene	ND		ug/l	2.5	--	1
n-Propylbenzene	ND		ug/l	0.50	--	1
1,2,3-Trichlorobenzene	ND		ug/l	2.5	--	1

Project Name: TROY MILLS LANDFILL SUPERFUND **Lab Number:** L2263831

Project Number: 04.0190987.33 **Report Date:** 11/30/22

SAMPLE RESULTS

Lab ID: L2263831-07 Date Collected: 11/11/22 13:10

Client ID: TRY_SW-LEACHATE Date Received: 11/14/22

Sample Location: TROY, NH Field Prep: Not Specified

Sample Depth:

Parameter	Result	Qualifier	Units	RL	MDL	Dilution Factor
Volatile Organics by GC/MS - Westborough Lab						
1,2,4-Trichlorobenzene	ND		ug/l	2.5	--	1
1,3,5-Trimethylbenzene	ND		ug/l	2.5	--	1
1,3,5-Trichlorobenzene	ND		ug/l	2.0	--	1
1,2,4-Trimethylbenzene	ND		ug/l	2.5	--	1
Ethyl ether	ND		ug/l	2.5	--	1
Isopropyl Ether	ND		ug/l	2.0	--	1
Tert-Butyl Alcohol	ND		ug/l	10	--	1
Ethyl-Tert-Butyl-Ether	ND		ug/l	2.0	--	1
Tertiary-Amyl Methyl Ether	ND		ug/l	2.0	--	1
1,4-Dioxane	ND		ug/l	250	--	1

Surrogate	% Recovery	Qualifier	Acceptance Criteria
1,2-Dichloroethane-d4	93		70-130
Toluene-d8	103		70-130
4-Bromofluorobenzene	109		70-130
Dibromofluoromethane	100		70-130

Project Name: TROY MILLS LANDFILL SUPERFUND **Lab Number:** L2263831

Project Number: 04.0190987.33 **Report Date:** 11/30/22

SAMPLE RESULTS

Lab ID: L2263831-08
Client ID: TRY_SW-LEACHATE DUP
Sample Location: TROY, NH

Date Collected: 11/11/22 13:10
Date Received: 11/14/22
Field Prep: Not Specified

Sample Depth:
Matrix: Water
Analytical Method: 1,8260D
Analytical Date: 11/22/22 00:41
Analyst: MJV

Parameter	Result	Qualifier	Units	RL	MDL	Dilution Factor
Volatile Organics by GC/MS - Westborough Lab						
Methylene chloride	ND		ug/l	3.0	--	1
1,1-Dichloroethane	ND		ug/l	0.75	--	1
Chloroform	ND		ug/l	0.75	--	1
Carbon tetrachloride	ND		ug/l	0.50	--	1
1,2-Dichloropropane	ND		ug/l	1.8	--	1
Dibromochloromethane	ND		ug/l	0.50	--	1
1,1,2-Trichloroethane	ND		ug/l	0.75	--	1
Tetrachloroethene	ND		ug/l	0.50	--	1
Chlorobenzene	ND		ug/l	0.50	--	1
Trichlorofluoromethane	ND		ug/l	2.5	--	1
1,2-Dichloroethane	ND		ug/l	0.50	--	1
1,1,1-Trichloroethane	ND		ug/l	0.50	--	1
Bromodichloromethane	ND		ug/l	0.50	--	1
trans-1,3-Dichloropropene	ND		ug/l	0.50	--	1
cis-1,3-Dichloropropene	ND		ug/l	0.50	--	1
1,3-Dichloropropene, Total	ND		ug/l	0.50	--	1
1,1-Dichloropropene	ND		ug/l	2.5	--	1
Bromoform	ND		ug/l	2.0	--	1
1,1,2,2-Tetrachloroethane	ND		ug/l	0.50	--	1
Benzene	ND		ug/l	0.50	--	1
Toluene	ND		ug/l	0.75	--	1
Ethylbenzene	ND		ug/l	0.50	--	1
Chloromethane	ND		ug/l	2.5	--	1
Bromomethane	ND		ug/l	1.0	--	1
Vinyl chloride	ND		ug/l	1.0	--	1
Chloroethane	ND		ug/l	1.0	--	1
1,1-Dichloroethene	ND		ug/l	0.50	--	1
trans-1,2-Dichloroethene	ND		ug/l	0.75	--	1

Project Name: TROY MILLS LANDFILL SUPERFUND **Lab Number:** L2263831

Project Number: 04.0190987.33 **Report Date:** 11/30/22

SAMPLE RESULTS

Lab ID: L2263831-08 Date Collected: 11/11/22 13:10

Client ID: TRY_SW-LEACHATE DUP Date Received: 11/14/22

Sample Location: TROY, NH Field Prep: Not Specified

Sample Depth:

Parameter	Result	Qualifier	Units	RL	MDL	Dilution Factor
Volatile Organics by GC/MS - Westborough Lab						
1,2-Dichloroethene, Total	ND		ug/l	0.50	--	1
Trichloroethene	ND		ug/l	0.50	--	1
1,2-Dichlorobenzene	ND		ug/l	2.5	--	1
1,3-Dichlorobenzene	ND		ug/l	2.5	--	1
1,4-Dichlorobenzene	ND		ug/l	2.5	--	1
Methyl tert butyl ether	ND		ug/l	1.0	--	1
p/m-Xylene	ND		ug/l	1.0	--	1
o-Xylene	ND		ug/l	1.0	--	1
Xylenes, Total	ND		ug/l	1.0	--	1
cis-1,2-Dichloroethene	ND		ug/l	0.50	--	1
Dibromomethane	ND		ug/l	5.0	--	1
1,2,3-Trichloropropane	ND		ug/l	5.0	--	1
Styrene	ND		ug/l	1.0	--	1
Dichlorodifluoromethane	ND		ug/l	5.0	--	1
Acetone	ND		ug/l	5.0	--	1
Carbon disulfide	ND		ug/l	5.0	--	1
2-Butanone	ND		ug/l	5.0	--	1
4-Methyl-2-pentanone	ND		ug/l	5.0	--	1
2-Hexanone	ND		ug/l	5.0	--	1
Bromochloromethane	ND		ug/l	2.5	--	1
Tetrahydrofuran	ND		ug/l	5.0	--	1
2,2-Dichloropropane	ND		ug/l	2.5	--	1
1,2-Dibromoethane	ND		ug/l	2.0	--	1
1,1,1,2-Tetrachloroethane	ND		ug/l	0.50	--	1
Bromobenzene	ND		ug/l	2.5	--	1
n-Butylbenzene	ND		ug/l	0.50	--	1
sec-Butylbenzene	9.9		ug/l	0.50	--	1
tert-Butylbenzene	3.0		ug/l	2.5	--	1
o-Chlorotoluene	ND		ug/l	2.5	--	1
p-Chlorotoluene	ND		ug/l	2.5	--	1
1,2-Dibromo-3-chloropropane	ND		ug/l	2.5	--	1
Hexachlorobutadiene	ND		ug/l	0.50	--	1
Isopropylbenzene	7.7		ug/l	0.50	--	1
p-Isopropyltoluene	ND		ug/l	0.50	--	1
Naphthalene	ND		ug/l	2.5	--	1
n-Propylbenzene	ND		ug/l	0.50	--	1
1,2,3-Trichlorobenzene	ND		ug/l	2.5	--	1

Project Name: TROY MILLS LANDFILL SUPERFUND **Lab Number:** L2263831

Project Number: 04.0190987.33 **Report Date:** 11/30/22

SAMPLE RESULTS

Lab ID: L2263831-08 Date Collected: 11/11/22 13:10

Client ID: TRY_SW-LEACHATE DUP Date Received: 11/14/22

Sample Location: TROY, NH Field Prep: Not Specified

Sample Depth:

Parameter	Result	Qualifier	Units	RL	MDL	Dilution Factor
Volatile Organics by GC/MS - Westborough Lab						
1,2,4-Trichlorobenzene	ND		ug/l	2.5	--	1
1,3,5-Trimethylbenzene	ND		ug/l	2.5	--	1
1,3,5-Trichlorobenzene	ND		ug/l	2.0	--	1
1,2,4-Trimethylbenzene	ND		ug/l	2.5	--	1
Ethyl ether	ND		ug/l	2.5	--	1
Isopropyl Ether	ND		ug/l	2.0	--	1
Tert-Butyl Alcohol	ND		ug/l	10	--	1
Ethyl-Tert-Butyl-Ether	ND		ug/l	2.0	--	1
Tertiary-Amyl Methyl Ether	ND		ug/l	2.0	--	1
1,4-Dioxane	ND		ug/l	250	--	1

Surrogate	% Recovery	Qualifier	Acceptance Criteria
1,2-Dichloroethane-d4	94		70-130
Toluene-d8	103		70-130
4-Bromofluorobenzene	112		70-130
Dibromofluoromethane	100		70-130

Project Name: TROY MILLS LANDFILL SUPERFUND **Lab Number:** L2263831

Project Number: 04.0190987.33 **Report Date:** 11/30/22

Method Blank Analysis
Batch Quality Control

Analytical Method: 1,8260D
Analytical Date: 11/21/22 20:26
Analyst: AJK

Parameter	Result	Qualifier	Units	RL	MDL
Volatile Organics by GC/MS - Westborough Lab for sample(s): 01-08 Batch: WG1715285-5					
Methylene chloride	ND		ug/l	3.0	--
1,1-Dichloroethane	ND		ug/l	0.75	--
Chloroform	ND		ug/l	0.75	--
Carbon tetrachloride	ND		ug/l	0.50	--
1,2-Dichloropropane	ND		ug/l	1.8	--
Dibromochloromethane	ND		ug/l	0.50	--
1,1,2-Trichloroethane	ND		ug/l	0.75	--
Tetrachloroethene	ND		ug/l	0.50	--
Chlorobenzene	ND		ug/l	0.50	--
Trichlorofluoromethane	ND		ug/l	2.5	--
1,2-Dichloroethane	ND		ug/l	0.50	--
1,1,1-Trichloroethane	ND		ug/l	0.50	--
Bromodichloromethane	ND		ug/l	0.50	--
trans-1,3-Dichloropropene	ND		ug/l	0.50	--
cis-1,3-Dichloropropene	ND		ug/l	0.50	--
1,3-Dichloropropene, Total	ND		ug/l	0.50	--
1,1-Dichloropropene	ND		ug/l	2.5	--
Bromoform	ND		ug/l	2.0	--
1,1,2,2-Tetrachloroethane	ND		ug/l	0.50	--
Benzene	ND		ug/l	0.50	--
Toluene	ND		ug/l	0.75	--
Ethylbenzene	ND		ug/l	0.50	--
Chloromethane	ND		ug/l	2.5	--
Bromomethane	ND		ug/l	1.0	--
Vinyl chloride	ND		ug/l	1.0	--
Chloroethane	ND		ug/l	1.0	--
1,1-Dichloroethene	ND		ug/l	0.50	--
trans-1,2-Dichloroethene	ND		ug/l	0.75	--
1,2-Dichloroethene, Total	ND		ug/l	0.50	--

Project Name: TROY MILLS LANDFILL SUPERFUND **Lab Number:** L2263831

Project Number: 04.0190987.33 **Report Date:** 11/30/22

Method Blank Analysis
Batch Quality Control

Analytical Method: 1,8260D
Analytical Date: 11/21/22 20:26
Analyst: AJK

Parameter	Result	Qualifier	Units	RL	MDL
Volatile Organics by GC/MS - Westborough Lab for sample(s): 01-08 Batch: WG1715285-5					
Trichloroethene	ND		ug/l	0.50	--
1,2-Dichlorobenzene	ND		ug/l	2.5	--
1,3-Dichlorobenzene	ND		ug/l	2.5	--
1,4-Dichlorobenzene	ND		ug/l	2.5	--
Methyl tert butyl ether	ND		ug/l	1.0	--
p/m-Xylene	ND		ug/l	1.0	--
o-Xylene	ND		ug/l	1.0	--
Xylenes, Total	ND		ug/l	1.0	--
cis-1,2-Dichloroethene	ND		ug/l	0.50	--
Dibromomethane	ND		ug/l	5.0	--
1,2,3-Trichloropropane	ND		ug/l	5.0	--
Styrene	ND		ug/l	1.0	--
Dichlorodifluoromethane	ND		ug/l	5.0	--
Acetone	ND		ug/l	5.0	--
Carbon disulfide	ND		ug/l	5.0	--
2-Butanone	ND		ug/l	5.0	--
4-Methyl-2-pentanone	ND		ug/l	5.0	--
2-Hexanone	ND		ug/l	5.0	--
Bromochloromethane	ND		ug/l	2.5	--
Tetrahydrofuran	ND		ug/l	5.0	--
2,2-Dichloropropane	ND		ug/l	2.5	--
1,2-Dibromoethane	ND		ug/l	2.0	--
1,1,1,2-Tetrachloroethane	ND		ug/l	0.50	--
Bromobenzene	ND		ug/l	2.5	--
n-Butylbenzene	ND		ug/l	0.50	--
sec-Butylbenzene	ND		ug/l	0.50	--
tert-Butylbenzene	ND		ug/l	2.5	--
o-Chlorotoluene	ND		ug/l	2.5	--
p-Chlorotoluene	ND		ug/l	2.5	--

Project Name: TROY MILLS LANDFILL SUPERFUND **Lab Number:** L2263831

Project Number: 04.0190987.33 **Report Date:** 11/30/22

Method Blank Analysis
Batch Quality Control

Analytical Method: 1,8260D
Analytical Date: 11/21/22 20:26
Analyst: AJK

Parameter	Result	Qualifier	Units	RL	MDL
Volatile Organics by GC/MS - Westborough Lab for sample(s): 01-08 Batch: WG1715285-5					
1,2-Dibromo-3-chloropropane	ND		ug/l	2.5	--
Hexachlorobutadiene	ND		ug/l	0.50	--
Isopropylbenzene	ND		ug/l	0.50	--
p-Isopropyltoluene	ND		ug/l	0.50	--
Naphthalene	ND		ug/l	2.5	--
n-Propylbenzene	ND		ug/l	0.50	--
1,2,3-Trichlorobenzene	ND		ug/l	2.5	--
1,2,4-Trichlorobenzene	ND		ug/l	2.5	--
1,3,5-Trimethylbenzene	ND		ug/l	2.5	--
1,3,5-Trichlorobenzene	ND		ug/l	2.0	--
1,2,4-Trimethylbenzene	ND		ug/l	2.5	--
Ethyl ether	ND		ug/l	2.5	--
Isopropyl Ether	ND		ug/l	2.0	--
Tert-Butyl Alcohol	ND		ug/l	10	--
Ethyl-Tert-Butyl-Ether	ND		ug/l	2.0	--
Tertiary-Amyl Methyl Ether	ND		ug/l	2.0	--
1,4-Dioxane	ND		ug/l	250	--

Surrogate	%Recovery	Qualifier	Acceptance Criteria
1,2-Dichloroethane-d4	92		70-130
Toluene-d8	103		70-130
4-Bromofluorobenzene	99		70-130
Dibromofluoromethane	99		70-130

Lab Control Sample Analysis
Batch Quality Control

Project Name: TROY MILLS LANDFILL SUPERFUND
Project Number: 04.0190987.33
Lab Number: L2263831
Report Date: 11/30/22

Parameter	LCS %Recovery	Qual	LCSD %Recovery	Qual	%Recovery Limits	RPD	Qual	RPD Limits
Volatile Organics by GC/MS - Westborough Lab Associated sample(s): 01-08 Batch: WG1715285-3 WG1715285-4								
Methylene chloride	94		93		70-130	1		20
1,1-Dichloroethane	86		85		70-130	1		20
Chloroform	91		92		70-130	1		20
Carbon tetrachloride	85		83		63-132	2		20
1,2-Dichloropropane	84		84		70-130	0		20
Dibromochloromethane	82		85		63-130	4		20
1,1,2-Trichloroethane	89		94		70-130	5		20
Tetrachloroethene	95		96		70-130	1		20
Chlorobenzene	97		97		75-130	0		25
Trichlorofluoromethane	110		110		62-150	0		20
1,2-Dichloroethane	82		83		70-130	1		20
1,1,1-Trichloroethane	91		90		67-130	1		20
Bromodichloromethane	86		84		67-130	2		20
trans-1,3-Dichloropropene	83		85		70-130	2		20
cis-1,3-Dichloropropene	81		83		70-130	2		20
1,1-Dichloropropene	90		90		70-130	0		20
Bromoform	65		76		54-136	16		20
1,1,2,2-Tetrachloroethane	77		92		67-130	18		20
Benzene	92		92		70-130	0		25
Toluene	96		95		70-130	1		25
Ethylbenzene	96		94		70-130	2		20
Chloromethane	86		83		64-130	4		20
Bromomethane	90		85		39-139	6		20

Lab Control Sample Analysis
Batch Quality Control

Project Name: TROY MILLS LANDFILL SUPERFUND
Project Number: 04.0190987.33
Lab Number: L2263831
Report Date: 11/30/22

Parameter	LCS %Recovery	Qual	LCSD %Recovery	Qual	%Recovery Limits	RPD	Qual	RPD Limits
Volatile Organics by GC/MS - Westborough Lab Associated sample(s): 01-08 Batch: WG1715285-3 WG1715285-4								
Vinyl chloride	91		88		55-140	3		20
Chloroethane	110		110		55-138	0		20
1,1-Dichloroethene	95		93		61-145	2		25
trans-1,2-Dichloroethene	94		92		70-130	2		20
Trichloroethene	84		84		70-130	0		25
1,2-Dichlorobenzene	92		94		70-130	2		20
1,3-Dichlorobenzene	94		95		70-130	1		20
1,4-Dichlorobenzene	94		95		70-130	1		20
Methyl tert butyl ether	76		81		63-130	6		20
p/m-Xylene	95		95		70-130	0		20
o-Xylene	95		95		70-130	0		20
cis-1,2-Dichloroethene	92		91		70-130	1		20
Dibromomethane	82		84		70-130	2		20
1,2,3-Trichloropropane	80		89		64-130	11		20
Styrene	95		95		70-130	0		20
Dichlorodifluoromethane	85		82		36-147	4		20
Acetone	83		78		58-148	6		20
Carbon disulfide	93		90		51-130	3		20
2-Butanone	83		83		63-138	0		20
4-Methyl-2-pentanone	70		76		59-130	8		20
2-Hexanone	83		86		57-130	4		20
Bromochloromethane	93		92		70-130	1		20
Tetrahydrofuran	81		92		58-130	13		20

Lab Control Sample Analysis
Batch Quality Control

Project Name: TROY MILLS LANDFILL SUPERFUND
Project Number: 04.0190987.33
Lab Number: L2263831
Report Date: 11/30/22

Parameter	LCS %Recovery	Qual	LCSD %Recovery	Qual	%Recovery Limits	RPD	Qual	RPD Limits
Volatile Organics by GC/MS - Westborough Lab Associated sample(s): 01-08 Batch: WG1715285-3 WG1715285-4								
2,2-Dichloropropane	90		88		63-133	2		20
1,2-Dibromoethane	93		95		70-130	2		20
1,1,1,2-Tetrachloroethane	90		90		64-130	0		20
Bromobenzene	80		91		70-130	13		20
n-Butylbenzene	93		100		53-136	7		20
sec-Butylbenzene	94		98		70-130	4		20
tert-Butylbenzene	95		98		70-130	3		20
o-Chlorotoluene	88		96		70-130	9		20
p-Chlorotoluene	90		94		70-130	4		20
1,2-Dibromo-3-chloropropane	69		76		41-144	10		20
Hexachlorobutadiene	94		93		63-130	1		20
Isopropylbenzene	84		93		70-130	10		20
p-Isopropyltoluene	97		100		70-130	3		20
Naphthalene	75		84		70-130	11		20
n-Propylbenzene	86		97		69-130	12		20
1,2,3-Trichlorobenzene	77		83		70-130	8		20
1,2,4-Trichlorobenzene	85		88		70-130	3		20
1,3,5-Trimethylbenzene	92		95		64-130	3		20
1,3,5-Trichlorobenzene	92		93		70-130	1		20
1,2,4-Trimethylbenzene	91		95		70-130	4		20
Ethyl ether	100		100		59-134	0		20
Isopropyl Ether	85		87		70-130	2		20
Tert-Butyl Alcohol	72		76		70-130	5		20

Lab Control Sample Analysis

Batch Quality Control

Project Name: TROY MILLS LANDFILL SUPERFUND

Project Number: 04.0190987.33

Lab Number: L2263831

Report Date: 11/30/22

Parameter	LCS %Recovery	Qual	LCSD %Recovery	Qual	%Recovery Limits	RPD	Qual	RPD Limits
Volatile Organics by GC/MS - Westborough Lab Associated sample(s): 01-08 Batch: WG1715285-3 WG1715285-4								
Ethyl-Tert-Butyl-Ether	74		78		70-130	5		20
Tertiary-Amyl Methyl Ether	75		81		66-130	8		20
1,4-Dioxane	90		90		56-162	0		20

Surrogate	LCS %Recovery	Qual	LCSD %Recovery	Qual	Acceptance Criteria
1,2-Dichloroethane-d4	94		96		70-130
Toluene-d8	105		106		70-130
4-Bromofluorobenzene	86		99		70-130
Dibromofluoromethane	98		98		70-130

SEMIVOLATILES

Project Name: TROY MILLS LANDFILL SUPERFUND **Lab Number:** L2263831

Project Number: 04.0190987.33 **Report Date:** 11/30/22

SAMPLE RESULTS

Lab ID: L2263831-02
Client ID: TRY_SW-100
Sample Location: TROY, NH

Date Collected: 11/11/22 11:20
Date Received: 11/14/22
Field Prep: Not Specified

Sample Depth:
Matrix: Water
Analytical Method: 1,8270E
Analytical Date: 11/16/22 13:01
Analyst: EK

Extraction Method: EPA 3510C
Extraction Date: 11/15/22 15:55

Parameter	Result	Qualifier	Units	RL	MDL	Dilution Factor
Semivolatile Organics by GC/MS - Westborough Lab						
Benzidine	ND		ug/l	20	--	1
1,2,4-Trichlorobenzene	ND		ug/l	5.0	--	1
Bis(2-chloroethyl)ether	ND		ug/l	2.0	--	1
1,2-Dichlorobenzene	ND		ug/l	2.0	--	1
1,3-Dichlorobenzene	ND		ug/l	2.0	--	1
1,4-Dichlorobenzene	ND		ug/l	2.0	--	1
3,3'-Dichlorobenzidine	ND		ug/l	5.0	--	1
2,4-Dinitrotoluene	ND		ug/l	5.0	--	1
2,6-Dinitrotoluene	ND		ug/l	5.0	--	1
Azobenzene	ND		ug/l	2.0	--	1
4-Chlorophenyl phenyl ether	ND		ug/l	2.0	--	1
4-Bromophenyl phenyl ether	ND		ug/l	2.0	--	1
Bis(2-chloroisopropyl)ether	ND		ug/l	2.0	--	1
Bis(2-chloroethoxy)methane	ND		ug/l	5.0	--	1
Hexachlorocyclopentadiene	ND		ug/l	20	--	1
Isophorone	ND		ug/l	5.0	--	1
Nitrobenzene	ND		ug/l	2.0	--	1
NDPA/DPA	ND		ug/l	2.0	--	1
n-Nitrosodi-n-propylamine	ND		ug/l	5.0	--	1
Bis(2-ethylhexyl)phthalate	ND		ug/l	3.0	--	1
Butyl benzyl phthalate	ND		ug/l	5.0	--	1
Di-n-butylphthalate	ND		ug/l	5.0	--	1
Di-n-octylphthalate	ND		ug/l	5.0	--	1
Diethyl phthalate	ND		ug/l	5.0	--	1
Dimethyl phthalate	ND		ug/l	5.0	--	1
Biphenyl	ND		ug/l	2.0	--	1
Aniline	ND		ug/l	2.0	--	1
4-Chloroaniline	ND		ug/l	5.0	--	1

Project Name: TROY MILLS LANDFILL SUPERFUND **Lab Number:** L2263831

Project Number: 04.0190987.33 **Report Date:** 11/30/22

SAMPLE RESULTS

Lab ID: L2263831-02 Date Collected: 11/11/22 11:20

Client ID: TRY_SW-100 Date Received: 11/14/22

Sample Location: TROY, NH Field Prep: Not Specified

Sample Depth:

Parameter	Result	Qualifier	Units	RL	MDL	Dilution Factor
Semivolatile Organics by GC/MS - Westborough Lab						
2-Nitroaniline	ND		ug/l	5.0	--	1
3-Nitroaniline	ND		ug/l	5.0	--	1
4-Nitroaniline	ND		ug/l	5.0	--	1
Dibenzofuran	ND		ug/l	2.0	--	1
n-Nitrosodimethylamine	ND		ug/l	2.0	--	1
2,4,6-Trichlorophenol	ND		ug/l	5.0	--	1
p-Chloro-m-cresol	ND		ug/l	2.0	--	1
2-Chlorophenol	ND		ug/l	2.0	--	1
2,4-Dichlorophenol	ND		ug/l	5.0	--	1
2,4-Dimethylphenol	ND		ug/l	5.0	--	1
2-Nitrophenol	ND		ug/l	10	--	1
4-Nitrophenol	ND		ug/l	10	--	1
2,4-Dinitrophenol	ND		ug/l	20	--	1
4,6-Dinitro-o-cresol	ND		ug/l	10	--	1
Phenol	ND		ug/l	5.0	--	1
2-Methylphenol	ND		ug/l	5.0	--	1
3-Methylphenol/4-Methylphenol	ND		ug/l	5.0	--	1
2,4,5-Trichlorophenol	ND		ug/l	5.0	--	1
Benzoic Acid	ND		ug/l	50	--	1
Benzyl Alcohol	ND		ug/l	2.0	--	1
Carbazole	ND		ug/l	2.0	--	1
Pyridine	ND		ug/l	3.5	--	1

Surrogate	% Recovery	Qualifier	Acceptance Criteria
2-Fluorophenol	63		21-120
Phenol-d6	45		10-120
Nitrobenzene-d5	60		23-120
2-Fluorobiphenyl	64		15-120
2,4,6-Tribromophenol	72		10-120
4-Terphenyl-d14	62		41-149

Project Name: TROY MILLS LANDFILL SUPERFUND **Lab Number:** L2263831

Project Number: 04.0190987.33 **Report Date:** 11/30/22

SAMPLE RESULTS

Lab ID: L2263831-02
Client ID: TRY_SW-100
Sample Location: TROY, NH

Date Collected: 11/11/22 11:20
Date Received: 11/14/22
Field Prep: Not Specified

Sample Depth:
Matrix: Water
Analytical Method: 1,8270E-SIM
Analytical Date: 11/17/22 20:16
Analyst: WR

Extraction Method: EPA 3510C
Extraction Date: 11/15/22 15:55

Parameter	Result	Qualifier	Units	RL	MDL	Dilution Factor
Semivolatile Organics by GC/MS-SIM - Westborough Lab						
Acenaphthene	ND		ug/l	0.10	--	1
2-Chloronaphthalene	ND		ug/l	0.20	--	1
Fluoranthene	ND		ug/l	0.10	--	1
Hexachlorobutadiene	ND		ug/l	0.50	--	1
Naphthalene	ND		ug/l	0.10	--	1
Benzo(a)anthracene	ND		ug/l	0.10	--	1
Benzo(a)pyrene	ND		ug/l	0.10	--	1
Benzo(b)fluoranthene	ND		ug/l	0.10	--	1
Benzo(k)fluoranthene	ND		ug/l	0.10	--	1
Chrysene	ND		ug/l	0.10	--	1
Acenaphthylene	ND		ug/l	0.10	--	1
Anthracene	ND		ug/l	0.10	--	1
Benzo(ghi)perylene	ND		ug/l	0.10	--	1
Fluorene	ND		ug/l	0.10	--	1
Phenanthrene	ND		ug/l	0.10	--	1
Dibenzo(a,h)anthracene	ND		ug/l	0.10	--	1
Indeno(1,2,3-cd)pyrene	ND		ug/l	0.10	--	1
Pyrene	ND		ug/l	0.10	--	1
1-Methylnaphthalene	ND		ug/l	0.10	--	1
2-Methylnaphthalene	ND		ug/l	0.10	--	1
Pentachlorophenol	ND		ug/l	0.80	--	1
Hexachlorobenzene	ND		ug/l	0.80	--	1
Hexachloroethane	ND		ug/l	0.80	--	1

Project Name: TROY MILLS LANDFILL SUPERFUND **Lab Number:** L2263831

Project Number: 04.0190987.33 **Report Date:** 11/30/22

SAMPLE RESULTS

Lab ID: L2263831-02 Date Collected: 11/11/22 11:20

Client ID: TRY_SW-100 Date Received: 11/14/22

Sample Location: TROY, NH Field Prep: Not Specified

Sample Depth:

Parameter	Result	Qualifier	Units	RL	MDL	Dilution Factor
Semivolatile Organics by GC/MS-SIM - Westborough Lab						

Surrogate	% Recovery	Qualifier	Acceptance Criteria
2-Fluorophenol	63		21-120
Phenol-d6	53		10-120
Nitrobenzene-d5	86		23-120
2-Fluorobiphenyl	69		15-120
2,4,6-Tribromophenol	74		10-120
4-Terphenyl-d14	73		41-149

Project Name: TROY MILLS LANDFILL SUPERFUND **Lab Number:** L2263831

Project Number: 04.0190987.33 **Report Date:** 11/30/22

SAMPLE RESULTS

Lab ID: L2263831-03
Client ID: TRY_SW-3
Sample Location: TROY, NH

Date Collected: 11/11/22 12:25
Date Received: 11/14/22
Field Prep: Not Specified

Sample Depth:
Matrix: Water
Analytical Method: 1,8270E
Analytical Date: 11/17/22 18:35
Analyst: SZ

Extraction Method: EPA 3510C
Extraction Date: 11/15/22 15:55

Parameter	Result	Qualifier	Units	RL	MDL	Dilution Factor
Semivolatile Organics by GC/MS - Westborough Lab						
Benzidine	ND		ug/l	20	--	1
1,2,4-Trichlorobenzene	ND		ug/l	5.0	--	1
Bis(2-chloroethyl)ether	ND		ug/l	2.0	--	1
1,2-Dichlorobenzene	ND		ug/l	2.0	--	1
1,3-Dichlorobenzene	ND		ug/l	2.0	--	1
1,4-Dichlorobenzene	ND		ug/l	2.0	--	1
3,3'-Dichlorobenzidine	ND		ug/l	5.0	--	1
2,4-Dinitrotoluene	ND		ug/l	5.0	--	1
2,6-Dinitrotoluene	ND		ug/l	5.0	--	1
Azobenzene	ND		ug/l	2.0	--	1
4-Chlorophenyl phenyl ether	ND		ug/l	2.0	--	1
4-Bromophenyl phenyl ether	ND		ug/l	2.0	--	1
Bis(2-chloroisopropyl)ether	ND		ug/l	2.0	--	1
Bis(2-chloroethoxy)methane	ND		ug/l	5.0	--	1
Hexachlorocyclopentadiene	ND		ug/l	20	--	1
Isophorone	ND		ug/l	5.0	--	1
Nitrobenzene	ND		ug/l	2.0	--	1
NDPA/DPA	ND		ug/l	2.0	--	1
n-Nitrosodi-n-propylamine	ND		ug/l	5.0	--	1
Bis(2-ethylhexyl)phthalate	ND		ug/l	3.0	--	1
Butyl benzyl phthalate	ND		ug/l	5.0	--	1
Di-n-butylphthalate	ND		ug/l	5.0	--	1
Di-n-octylphthalate	ND		ug/l	5.0	--	1
Diethyl phthalate	ND		ug/l	5.0	--	1
Dimethyl phthalate	ND		ug/l	5.0	--	1
Biphenyl	ND		ug/l	2.0	--	1
Aniline	ND		ug/l	2.0	--	1
4-Chloroaniline	ND		ug/l	5.0	--	1

Project Name: TROY MILLS LANDFILL SUPERFUND **Lab Number:** L2263831

Project Number: 04.0190987.33 **Report Date:** 11/30/22

SAMPLE RESULTS

Lab ID: L2263831-03 Date Collected: 11/11/22 12:25

Client ID: TRY_SW-3 Date Received: 11/14/22

Sample Location: TROY, NH Field Prep: Not Specified

Sample Depth:

Parameter	Result	Qualifier	Units	RL	MDL	Dilution Factor
Semivolatile Organics by GC/MS - Westborough Lab						
2-Nitroaniline	ND		ug/l	5.0	--	1
3-Nitroaniline	ND		ug/l	5.0	--	1
4-Nitroaniline	ND		ug/l	5.0	--	1
Dibenzofuran	ND		ug/l	2.0	--	1
n-Nitrosodimethylamine	ND		ug/l	2.0	--	1
2,4,6-Trichlorophenol	ND		ug/l	5.0	--	1
p-Chloro-m-cresol	ND		ug/l	2.0	--	1
2-Chlorophenol	ND		ug/l	2.0	--	1
2,4-Dichlorophenol	ND		ug/l	5.0	--	1
2,4-Dimethylphenol	ND		ug/l	5.0	--	1
2-Nitrophenol	ND		ug/l	10	--	1
4-Nitrophenol	ND		ug/l	10	--	1
2,4-Dinitrophenol	ND		ug/l	20	--	1
4,6-Dinitro-o-cresol	ND		ug/l	10	--	1
Phenol	ND		ug/l	5.0	--	1
2-Methylphenol	ND		ug/l	5.0	--	1
3-Methylphenol/4-Methylphenol	ND		ug/l	5.0	--	1
2,4,5-Trichlorophenol	ND		ug/l	5.0	--	1
Benzoic Acid	ND		ug/l	50	--	1
Benzyl Alcohol	ND		ug/l	2.0	--	1
Carbazole	ND		ug/l	2.0	--	1
Pyridine	ND		ug/l	3.5	--	1

Surrogate	% Recovery	Qualifier	Acceptance Criteria
2-Fluorophenol	31		21-120
Phenol-d6	36		10-120
Nitrobenzene-d5	60		23-120
2-Fluorobiphenyl	67		15-120
2,4,6-Tribromophenol	29		10-120
4-Terphenyl-d14	72		41-149

Project Name: TROY MILLS LANDFILL SUPERFUND **Lab Number:** L2263831

Project Number: 04.0190987.33 **Report Date:** 11/30/22

SAMPLE RESULTS

Lab ID: L2263831-03
Client ID: TRY_SW-3
Sample Location: TROY, NH

Date Collected: 11/11/22 12:25
Date Received: 11/14/22
Field Prep: Not Specified

Sample Depth:
Matrix: Water
Analytical Method: 1,8270E-SIM
Analytical Date: 11/18/22 13:47
Analyst: JJW

Extraction Method: EPA 3510C
Extraction Date: 11/15/22 15:55

Parameter	Result	Qualifier	Units	RL	MDL	Dilution Factor
Semivolatile Organics by GC/MS-SIM - Westborough Lab						
Acenaphthene	ND		ug/l	0.10	--	1
2-Chloronaphthalene	ND		ug/l	0.20	--	1
Fluoranthene	ND		ug/l	0.10	--	1
Hexachlorobutadiene	ND		ug/l	0.50	--	1
Naphthalene	ND		ug/l	0.10	--	1
Benzo(a)anthracene	ND		ug/l	0.10	--	1
Benzo(a)pyrene	ND		ug/l	0.10	--	1
Benzo(b)fluoranthene	ND		ug/l	0.10	--	1
Benzo(k)fluoranthene	ND		ug/l	0.10	--	1
Chrysene	ND		ug/l	0.10	--	1
Acenaphthylene	ND		ug/l	0.10	--	1
Anthracene	ND		ug/l	0.10	--	1
Benzo(ghi)perylene	ND		ug/l	0.10	--	1
Fluorene	ND		ug/l	0.10	--	1
Phenanthrene	ND		ug/l	0.10	--	1
Dibenzo(a,h)anthracene	ND		ug/l	0.10	--	1
Indeno(1,2,3-cd)pyrene	ND		ug/l	0.10	--	1
Pyrene	ND		ug/l	0.10	--	1
1-Methylnaphthalene	ND		ug/l	0.10	--	1
2-Methylnaphthalene	ND		ug/l	0.10	--	1
Pentachlorophenol	ND		ug/l	0.80	--	1
Hexachlorobenzene	ND		ug/l	0.80	--	1
Hexachloroethane	ND		ug/l	0.80	--	1

Project Name: TROY MILLS LANDFILL SUPERFUND **Lab Number:** L2263831

Project Number: 04.0190987.33 **Report Date:** 11/30/22

SAMPLE RESULTS

Lab ID: L2263831-03 Date Collected: 11/11/22 12:25

Client ID: TRY_SW-3 Date Received: 11/14/22

Sample Location: TROY, NH Field Prep: Not Specified

Sample Depth:

Parameter	Result	Qualifier	Units	RL	MDL	Dilution Factor

Semivolatile Organics by GC/MS-SIM - Westborough Lab

Surrogate	% Recovery	Qualifier	Acceptance Criteria
2-Fluorophenol	44		21-120
Phenol-d6	51		10-120
Nitrobenzene-d5	**122**	Q	23-120
2-Fluorobiphenyl	73		15-120
2,4,6-Tribromophenol	57		10-120
4-Terphenyl-d14	81		41-149

Project Name: TROY MILLS LANDFILL SUPERFUND **Lab Number:** L2263831

Project Number: 04.0190987.33 **Report Date:** 11/30/22

SAMPLE RESULTS

Lab ID: L2263831-04
Client ID: TRY_SW-3 DUP
Sample Location: TROY, NH

Date Collected: 11/11/22 12:25
Date Received: 11/14/22
Field Prep: Not Specified

Sample Depth:
Matrix: Water
Analytical Method: 1,8270E
Analytical Date: 11/16/22 13:53
Analyst: EK

Extraction Method: EPA 3510C
Extraction Date: 11/15/22 15:55

Parameter	Result	Qualifier	Units	RL	MDL	Dilution Factor
Semivolatile Organics by GC/MS - Westborough Lab						
Benzidine	ND		ug/l	20	--	1
1,2,4-Trichlorobenzene	ND		ug/l	5.0	--	1
Bis(2-chloroethyl)ether	ND		ug/l	2.0	--	1
1,2-Dichlorobenzene	ND		ug/l	2.0	--	1
1,3-Dichlorobenzene	ND		ug/l	2.0	--	1
1,4-Dichlorobenzene	ND		ug/l	2.0	--	1
3,3'-Dichlorobenzidine	ND		ug/l	5.0	--	1
2,4-Dinitrotoluene	ND		ug/l	5.0	--	1
2,6-Dinitrotoluene	ND		ug/l	5.0	--	1
Azobenzene	ND		ug/l	2.0	--	1
4-Chlorophenyl phenyl ether	ND		ug/l	2.0	--	1
4-Bromophenyl phenyl ether	ND		ug/l	2.0	--	1
Bis(2-chloroisopropyl)ether	ND		ug/l	2.0	--	1
Bis(2-chloroethoxy)methane	ND		ug/l	5.0	--	1
Hexachlorocyclopentadiene	ND		ug/l	20	--	1
Isophorone	ND		ug/l	5.0	--	1
Nitrobenzene	ND		ug/l	2.0	--	1
NDPA/DPA	ND		ug/l	2.0	--	1
n-Nitrosodi-n-propylamine	ND		ug/l	5.0	--	1
Bis(2-ethylhexyl)phthalate	ND		ug/l	3.0	--	1
Butyl benzyl phthalate	ND		ug/l	5.0	--	1
Di-n-butylphthalate	ND		ug/l	5.0	--	1
Di-n-octylphthalate	ND		ug/l	5.0	--	1
Diethyl phthalate	ND		ug/l	5.0	--	1
Dimethyl phthalate	ND		ug/l	5.0	--	1
Biphenyl	ND		ug/l	2.0	--	1
Aniline	ND		ug/l	2.0	--	1
4-Chloroaniline	ND		ug/l	5.0	--	1

Project Name: TROY MILLS LANDFILL SUPERFUND **Lab Number:** L2263831

Project Number: 04.0190987.33 **Report Date:** 11/30/22

SAMPLE RESULTS

Lab ID: L2263831-04 Date Collected: 11/11/22 12:25

Client ID: TRY_SW-3 DUP Date Received: 11/14/22

Sample Location: TROY, NH Field Prep: Not Specified

Sample Depth:

Parameter	Result	Qualifier	Units	RL	MDL	Dilution Factor
Semivolatile Organics by GC/MS - Westborough Lab						
2-Nitroaniline	ND		ug/l	5.0	--	1
3-Nitroaniline	ND		ug/l	5.0	--	1
4-Nitroaniline	ND		ug/l	5.0	--	1
Dibenzofuran	ND		ug/l	2.0	--	1
n-Nitrosodimethylamine	ND		ug/l	2.0	--	1
2,4,6-Trichlorophenol	ND		ug/l	5.0	--	1
p-Chloro-m-cresol	ND		ug/l	2.0	--	1
2-Chlorophenol	ND		ug/l	2.0	--	1
2,4-Dichlorophenol	ND		ug/l	5.0	--	1
2,4-Dimethylphenol	ND		ug/l	5.0	--	1
2-Nitrophenol	ND		ug/l	10	--	1
4-Nitrophenol	ND		ug/l	10	--	1
2,4-Dinitrophenol	ND		ug/l	20	--	1
4,6-Dinitro-o-cresol	ND		ug/l	10	--	1
Phenol	ND		ug/l	5.0	--	1
2-Methylphenol	ND		ug/l	5.0	--	1
3-Methylphenol/4-Methylphenol	ND		ug/l	5.0	--	1
2,4,5-Trichlorophenol	ND		ug/l	5.0	--	1
Benzoic Acid	ND		ug/l	50	--	1
Benzyl Alcohol	ND		ug/l	2.0	--	1
Carbazole	ND		ug/l	2.0	--	1
Pyridine	ND		ug/l	3.5	--	1

Surrogate	% Recovery	Qualifier	Acceptance Criteria
2-Fluorophenol	100		21-120
Phenol-d6	86		10-120
Nitrobenzene-d5	106		23-120
2-Fluorobiphenyl	105		15-120
2,4,6-Tribromophenol	116		10-120
4-Terphenyl-d14	**156**	Q	41-149

Project Name: TROY MILLS LANDFILL SUPERFUND **Lab Number:** L2263831

Project Number: 04.0190987.33 **Report Date:** 11/30/22

SAMPLE RESULTS

Lab ID: L2263831-04
Client ID: TRY_SW-3 DUP
Sample Location: TROY, NH

Date Collected: 11/11/22 12:25
Date Received: 11/14/22
Field Prep: Not Specified

Sample Depth:
Matrix: Water
Analytical Method: 1,8270E-SIM
Analytical Date: 11/17/22 20:32
Analyst: WR

Extraction Method: EPA 3510C
Extraction Date: 11/15/22 15:55

Parameter	Result	Qualifier	Units	RL	MDL	Dilution Factor
Semivolatile Organics by GC/MS-SIM - Westborough Lab						
Acenaphthene	ND		ug/l	0.10	--	1
2-Chloronaphthalene	ND		ug/l	0.20	--	1
Fluoranthene	ND		ug/l	0.10	--	1
Hexachlorobutadiene	ND		ug/l	0.50	--	1
Naphthalene	ND		ug/l	0.10	--	1
Benzo(a)anthracene	ND		ug/l	0.10	--	1
Benzo(a)pyrene	ND		ug/l	0.10	--	1
Benzo(b)fluoranthene	ND		ug/l	0.10	--	1
Benzo(k)fluoranthene	ND		ug/l	0.10	--	1
Chrysene	ND		ug/l	0.10	--	1
Acenaphthylene	ND		ug/l	0.10	--	1
Anthracene	ND		ug/l	0.10	--	1
Benzo(ghi)perylene	ND		ug/l	0.10	--	1
Fluorene	ND		ug/l	0.10	--	1
Phenanthrene	ND		ug/l	0.10	--	1
Dibenzo(a,h)anthracene	ND		ug/l	0.10	--	1
Indeno(1,2,3-cd)pyrene	ND		ug/l	0.10	--	1
Pyrene	ND		ug/l	0.10	--	1
1-Methylnaphthalene	ND		ug/l	0.10	--	1
2-Methylnaphthalene	ND		ug/l	0.10	--	1
Pentachlorophenol	ND		ug/l	0.80	--	1
Hexachlorobenzene	ND		ug/l	0.80	--	1
Hexachloroethane	ND		ug/l	0.80	--	1

Project Name: TROY MILLS LANDFILL SUPERFUND **Lab Number:** L2263831

Project Number: 04.0190987.33 **Report Date:** 11/30/22

SAMPLE RESULTS

Lab ID: L2263831-04 Date Collected: 11/11/22 12:25

Client ID: TRY_SW-3 DUP Date Received: 11/14/22

Sample Location: TROY, NH Field Prep: Not Specified

Sample Depth:

Parameter	Result	Qualifier	Units	RL	MDL	Dilution Factor
Semivolatile Organics by GC/MS-SIM - Westborough Lab						

Surrogate	% Recovery	Qualifier	Acceptance Criteria
2-Fluorophenol	**122**	Q	21-120
Phenol-d6	**122**	Q	10-120
Nitrobenzene-d5	**191**	Q	23-120
2-Fluorobiphenyl	**145**	Q	15-120
2,4,6-Tribromophenol	99		10-120
4-Terphenyl-d14	138		41-149

Project Name: TROY MILLS LANDFILL SUPERFUND **Lab Number:** L2263831

Project Number: 04.0190987.33 **Report Date:** 11/30/22

SAMPLE RESULTS

Lab ID: L2263831-05
Client ID: TRY_SW-4
Sample Location: TROY, NH

Date Collected: 11/11/22 14:10
Date Received: 11/14/22
Field Prep: Not Specified

Sample Depth:
Matrix: Water
Analytical Method: 1,8270E
Analytical Date: 11/16/22 14:19
Analyst: EK

Extraction Method: EPA 3510C
Extraction Date: 11/15/22 15:55

Parameter	Result	Qualifier	Units	RL	MDL	Dilution Factor
Semivolatile Organics by GC/MS - Westborough Lab						
Benzidine	ND		ug/l	20	--	1
1,2,4-Trichlorobenzene	ND		ug/l	5.0	--	1
Bis(2-chloroethyl)ether	ND		ug/l	2.0	--	1
1,2-Dichlorobenzene	ND		ug/l	2.0	--	1
1,3-Dichlorobenzene	ND		ug/l	2.0	--	1
1,4-Dichlorobenzene	ND		ug/l	2.0	--	1
3,3'-Dichlorobenzidine	ND		ug/l	5.0	--	1
2,4-Dinitrotoluene	ND		ug/l	5.0	--	1
2,6-Dinitrotoluene	ND		ug/l	5.0	--	1
Azobenzene	ND		ug/l	2.0	--	1
4-Chlorophenyl phenyl ether	ND		ug/l	2.0	--	1
4-Bromophenyl phenyl ether	ND		ug/l	2.0	--	1
Bis(2-chloroisopropyl)ether	ND		ug/l	2.0	--	1
Bis(2-chloroethoxy)methane	ND		ug/l	5.0	--	1
Hexachlorocyclopentadiene	ND		ug/l	20	--	1
Isophorone	ND		ug/l	5.0	--	1
Nitrobenzene	ND		ug/l	2.0	--	1
NDPA/DPA	ND		ug/l	2.0	--	1
n-Nitrosodi-n-propylamine	ND		ug/l	5.0	--	1
Bis(2-ethylhexyl)phthalate	ND		ug/l	3.0	--	1
Butyl benzyl phthalate	ND		ug/l	5.0	--	1
Di-n-butylphthalate	ND		ug/l	5.0	--	1
Di-n-octylphthalate	ND		ug/l	5.0	--	1
Diethyl phthalate	ND		ug/l	5.0	--	1
Dimethyl phthalate	ND		ug/l	5.0	--	1
Biphenyl	ND		ug/l	2.0	--	1
Aniline	ND		ug/l	2.0	--	1
4-Chloroaniline	ND		ug/l	5.0	--	1

Project Name: TROY MILLS LANDFILL SUPERFUND **Lab Number:** L2263831

Project Number: 04.0190987.33 **Report Date:** 11/30/22

SAMPLE RESULTS

Lab ID: L2263831-05 Date Collected: 11/11/22 14:10

Client ID: TRY_SW-4 Date Received: 11/14/22

Sample Location: TROY, NH Field Prep: Not Specified

Sample Depth:

Parameter	Result	Qualifier	Units	RL	MDL	Dilution Factor
Semivolatile Organics by GC/MS - Westborough Lab						
2-Nitroaniline	ND		ug/l	5.0	--	1
3-Nitroaniline	ND		ug/l	5.0	--	1
4-Nitroaniline	ND		ug/l	5.0	--	1
Dibenzofuran	ND		ug/l	2.0	--	1
n-Nitrosodimethylamine	ND		ug/l	2.0	--	1
2,4,6-Trichlorophenol	ND		ug/l	5.0	--	1
p-Chloro-m-cresol	ND		ug/l	2.0	--	1
2-Chlorophenol	ND		ug/l	2.0	--	1
2,4-Dichlorophenol	ND		ug/l	5.0	--	1
2,4-Dimethylphenol	ND		ug/l	5.0	--	1
2-Nitrophenol	ND		ug/l	10	--	1
4-Nitrophenol	ND		ug/l	10	--	1
2,4-Dinitrophenol	ND		ug/l	20	--	1
4,6-Dinitro-o-cresol	ND		ug/l	10	--	1
Phenol	ND		ug/l	5.0	--	1
2-Methylphenol	ND		ug/l	5.0	--	1
3-Methylphenol/4-Methylphenol	ND		ug/l	5.0	--	1
2,4,5-Trichlorophenol	ND		ug/l	5.0	--	1
Benzoic Acid	ND		ug/l	50	--	1
Benzyl Alcohol	ND		ug/l	2.0	--	1
Carbazole	ND		ug/l	2.0	--	1
Pyridine	ND		ug/l	3.5	--	1

Surrogate	% Recovery	Qualifier	Acceptance Criteria
2-Fluorophenol	35		21-120
Phenol-d6	35		10-120
Nitrobenzene-d5	40		23-120
2-Fluorobiphenyl	60		15-120
2,4,6-Tribromophenol	46		10-120
4-Terphenyl-d14	80		41-149

Project Name: TROY MILLS LANDFILL SUPERFUND **Lab Number:** L2263831

Project Number: 04.0190987.33 **Report Date:** 11/30/22

SAMPLE RESULTS

Lab ID: L2263831-05
Client ID: TRY_SW-4
Sample Location: TROY, NH

Date Collected: 11/11/22 14:10
Date Received: 11/14/22
Field Prep: Not Specified

Sample Depth:
Matrix: Water
Analytical Method: 1,8270E-SIM
Analytical Date: 11/17/22 20:48
Analyst: WR

Extraction Method: EPA 3510C
Extraction Date: 11/15/22 15:55

Parameter	Result	Qualifier	Units	RL	MDL	Dilution Factor
Semivolatile Organics by GC/MS-SIM - Westborough Lab						
Acenaphthene	ND		ug/l	0.10	--	1
2-Chloronaphthalene	ND		ug/l	0.20	--	1
Fluoranthene	ND		ug/l	0.10	--	1
Hexachlorobutadiene	ND		ug/l	0.50	--	1
Naphthalene	ND		ug/l	0.10	--	1
Benzo(a)anthracene	ND		ug/l	0.10	--	1
Benzo(a)pyrene	ND		ug/l	0.10	--	1
Benzo(b)fluoranthene	ND		ug/l	0.10	--	1
Benzo(k)fluoranthene	ND		ug/l	0.10	--	1
Chrysene	ND		ug/l	0.10	--	1
Acenaphthylene	ND		ug/l	0.10	--	1
Anthracene	ND		ug/l	0.10	--	1
Benzo(ghi)perylene	ND		ug/l	0.10	--	1
Fluorene	ND		ug/l	0.10	--	1
Phenanthrene	ND		ug/l	0.10	--	1
Dibenzo(a,h)anthracene	ND		ug/l	0.10	--	1
Indeno(1,2,3-cd)pyrene	ND		ug/l	0.10	--	1
Pyrene	ND		ug/l	0.10	--	1
1-Methylnaphthalene	ND		ug/l	0.10	--	1
2-Methylnaphthalene	ND		ug/l	0.10	--	1
Pentachlorophenol	ND		ug/l	0.80	--	1
Hexachlorobenzene	ND		ug/l	0.80	--	1
Hexachloroethane	ND		ug/l	0.80	--	1

Project Name: TROY MILLS LANDFILL SUPERFUND **Lab Number:** L2263831

Project Number: 04.0190987.33 **Report Date:** 11/30/22

SAMPLE RESULTS

Lab ID: L2263831-05 Date Collected: 11/11/22 14:10

Client ID: TRY_SW-4 Date Received: 11/14/22

Sample Location: TROY, NH Field Prep: Not Specified

Sample Depth:

Parameter	Result	Qualifier	Units	RL	MDL	Dilution Factor
Semivolatile Organics by GC/MS-SIM - Westborough Lab						

Surrogate	% Recovery	Qualifier	Acceptance Criteria
2-Fluorophenol	47		21-120
Phenol-d6	52		10-120
Nitrobenzene-d5	93		23-120
2-Fluorobiphenyl	73		15-120
2,4,6-Tribromophenol	39		10-120
4-Terphenyl-d14	76		41-149

Project Name: TROY MILLS LANDFILL SUPERFUND **Lab Number:** L2263831

Project Number: 04.0190987.33 **Report Date:** 11/30/22

SAMPLE RESULTS

Lab ID: L2263831-06
Client ID: TRY_SW-1
Sample Location: TROY, NH

Date Collected: 11/11/22 14:30
Date Received: 11/14/22
Field Prep: Not Specified

Sample Depth:
Matrix: Water
Analytical Method: 1,8270E
Analytical Date: 11/16/22 14:44
Analyst: EK

Extraction Method: EPA 3510C
Extraction Date: 11/15/22 15:55

Parameter	Result	Qualifier	Units	RL	MDL	Dilution Factor
Semivolatile Organics by GC/MS - Westborough Lab						
Benzidine	ND		ug/l	20	--	1
1,2,4-Trichlorobenzene	ND		ug/l	5.0	--	1
Bis(2-chloroethyl)ether	ND		ug/l	2.0	--	1
1,2-Dichlorobenzene	ND		ug/l	2.0	--	1
1,3-Dichlorobenzene	ND		ug/l	2.0	--	1
1,4-Dichlorobenzene	ND		ug/l	2.0	--	1
3,3'-Dichlorobenzidine	ND		ug/l	5.0	--	1
2,4-Dinitrotoluene	ND		ug/l	5.0	--	1
2,6-Dinitrotoluene	ND		ug/l	5.0	--	1
Azobenzene	ND		ug/l	2.0	--	1
4-Chlorophenyl phenyl ether	ND		ug/l	2.0	--	1
4-Bromophenyl phenyl ether	ND		ug/l	2.0	--	1
Bis(2-chloroisopropyl)ether	ND		ug/l	2.0	--	1
Bis(2-chloroethoxy)methane	ND		ug/l	5.0	--	1
Hexachlorocyclopentadiene	ND		ug/l	20	--	1
Isophorone	ND		ug/l	5.0	--	1
Nitrobenzene	ND		ug/l	2.0	--	1
NDPA/DPA	ND		ug/l	2.0	--	1
n-Nitrosodi-n-propylamine	ND		ug/l	5.0	--	1
Bis(2-ethylhexyl)phthalate	ND		ug/l	3.0	--	1
Butyl benzyl phthalate	ND		ug/l	5.0	--	1
Di-n-butylphthalate	ND		ug/l	5.0	--	1
Di-n-octylphthalate	ND		ug/l	5.0	--	1
Diethyl phthalate	ND		ug/l	5.0	--	1
Dimethyl phthalate	ND		ug/l	5.0	--	1
Biphenyl	ND		ug/l	2.0	--	1
Aniline	ND		ug/l	2.0	--	1
4-Chloroaniline	ND		ug/l	5.0	--	1

Project Name: TROY MILLS LANDFILL SUPERFUND **Lab Number:** L2263831

Project Number: 04.0190987.33 **Report Date:** 11/30/22

SAMPLE RESULTS

Lab ID: L2263831-06 Date Collected: 11/11/22 14:30

Client ID: TRY_SW-1 Date Received: 11/14/22

Sample Location: TROY, NH Field Prep: Not Specified

Sample Depth:

Parameter	Result	Qualifier	Units	RL	MDL	Dilution Factor
Semivolatile Organics by GC/MS - Westborough Lab						
2-Nitroaniline	ND		ug/l	5.0	--	1
3-Nitroaniline	ND		ug/l	5.0	--	1
4-Nitroaniline	ND		ug/l	5.0	--	1
Dibenzofuran	ND		ug/l	2.0	--	1
n-Nitrosodimethylamine	ND		ug/l	2.0	--	1
2,4,6-Trichlorophenol	ND		ug/l	5.0	--	1
p-Chloro-m-cresol	ND		ug/l	2.0	--	1
2-Chlorophenol	ND		ug/l	2.0	--	1
2,4-Dichlorophenol	ND		ug/l	5.0	--	1
2,4-Dimethylphenol	ND		ug/l	5.0	--	1
2-Nitrophenol	ND		ug/l	10	--	1
4-Nitrophenol	ND		ug/l	10	--	1
2,4-Dinitrophenol	ND		ug/l	20	--	1
4,6-Dinitro-o-cresol	ND		ug/l	10	--	1
Phenol	ND		ug/l	5.0	--	1
2-Methylphenol	ND		ug/l	5.0	--	1
3-Methylphenol/4-Methylphenol	ND		ug/l	5.0	--	1
2,4,5-Trichlorophenol	ND		ug/l	5.0	--	1
Benzoic Acid	ND		ug/l	50	--	1
Benzyl Alcohol	ND		ug/l	2.0	--	1
Carbazole	ND		ug/l	2.0	--	1
Pyridine	ND		ug/l	3.5	--	1

Surrogate	% Recovery	Qualifier	Acceptance Criteria
2-Fluorophenol	33		21-120
Phenol-d6	31		10-120
Nitrobenzene-d5	52		23-120
2-Fluorobiphenyl	58		15-120
2,4,6-Tribromophenol	38		10-120
4-Terphenyl-d14	65		41-149

Project Name: TROY MILLS LANDFILL SUPERFUND
Project Number: 04.0190987.33
Lab Number: L2263831
Report Date: 11/30/22

SAMPLE RESULTS

Lab ID: L2263831-06
Client ID: TRY_SW-1
Sample Location: TROY, NH

Date Collected: 11/11/22 14:30
Date Received: 11/14/22
Field Prep: Not Specified

Sample Depth:
Matrix: Water
Analytical Method: 1,8270E-SIM
Analytical Date: 11/17/22 21:04
Analyst: WR

Extraction Method: EPA 3510C
Extraction Date: 11/15/22 15:55

Parameter	Result	Qualifier	Units	RL	MDL	Dilution Factor
Semivolatile Organics by GC/MS-SIM - Westborough Lab						
Acenaphthene	ND		ug/l	0.10	--	1
2-Chloronaphthalene	ND		ug/l	0.20	--	1
Fluoranthene	ND		ug/l	0.10	--	1
Hexachlorobutadiene	ND		ug/l	0.50	--	1
Naphthalene	ND		ug/l	0.10	--	1
Benzo(a)anthracene	ND		ug/l	0.10	--	1
Benzo(a)pyrene	ND		ug/l	0.10	--	1
Benzo(b)fluoranthene	ND		ug/l	0.10	--	1
Benzo(k)fluoranthene	ND		ug/l	0.10	--	1
Chrysene	ND		ug/l	0.10	--	1
Acenaphthylene	ND		ug/l	0.10	--	1
Anthracene	ND		ug/l	0.10	--	1
Benzo(ghi)perylene	ND		ug/l	0.10	--	1
Fluorene	ND		ug/l	0.10	--	1
Phenanthrene	ND		ug/l	0.10	--	1
Dibenzo(a,h)anthracene	ND		ug/l	0.10	--	1
Indeno(1,2,3-cd)pyrene	ND		ug/l	0.10	--	1
Pyrene	ND		ug/l	0.10	--	1
1-Methylnaphthalene	ND		ug/l	0.10	--	1
2-Methylnaphthalene	ND		ug/l	0.10	--	1
Pentachlorophenol	ND		ug/l	0.80	--	1
Hexachlorobenzene	ND		ug/l	0.80	--	1
Hexachloroethane	ND		ug/l	0.80	--	1

Project Name: TROY MILLS LANDFILL SUPERFUND **Lab Number:** L2263831

Project Number: 04.0190987.33 **Report Date:** 11/30/22

SAMPLE RESULTS

Lab ID: L2263831-06 Date Collected: 11/11/22 14:30

Client ID: TRY_SW-1 Date Received: 11/14/22

Sample Location: TROY, NH Field Prep: Not Specified

Sample Depth:

Parameter	Result	Qualifier	Units	RL	MDL	Dilution Factor

Semivolatile Organics by GC/MS-SIM - Westborough Lab

Surrogate	% Recovery	Qualifier	Acceptance Criteria
2-Fluorophenol	37		21-120
Phenol-d6	47		10-120
Nitrobenzene-d5	87		23-120
2-Fluorobiphenyl	70		15-120
2,4,6-Tribromophenol	28		10-120
4-Terphenyl-d14	73		41-149

Project Name: TROY MILLS LANDFILL SUPERFUND **Lab Number:** L2263831

Project Number: 04.0190987.33 **Report Date:** 11/30/22

SAMPLE RESULTS

Lab ID: L2263831-07
Client ID: TRY_SW-LEACHATE
Sample Location: TROY, NH

Date Collected: 11/11/22 13:10
Date Received: 11/14/22
Field Prep: Not Specified

Sample Depth:
Matrix: Water
Analytical Method: 1,8270E
Analytical Date: 11/16/22 15:10
Analyst: EK

Extraction Method: EPA 3510C
Extraction Date: 11/15/22 15:55

Parameter	Result	Qualifier	Units	RL	MDL	Dilution Factor
Semivolatile Organics by GC/MS - Westborough Lab						
Benzidine	ND		ug/l	20	--	1
1,2,4-Trichlorobenzene	ND		ug/l	5.0	--	1
Bis(2-chloroethyl)ether	ND		ug/l	2.0	--	1
1,2-Dichlorobenzene	ND		ug/l	2.0	--	1
1,3-Dichlorobenzene	ND		ug/l	2.0	--	1
1,4-Dichlorobenzene	ND		ug/l	2.0	--	1
3,3'-Dichlorobenzidine	ND		ug/l	5.0	--	1
2,4-Dinitrotoluene	ND		ug/l	5.0	--	1
2,6-Dinitrotoluene	ND		ug/l	5.0	--	1
Azobenzene	ND		ug/l	2.0	--	1
4-Chlorophenyl phenyl ether	ND		ug/l	2.0	--	1
4-Bromophenyl phenyl ether	ND		ug/l	2.0	--	1
Bis(2-chloroisopropyl)ether	ND		ug/l	2.0	--	1
Bis(2-chloroethoxy)methane	ND		ug/l	5.0	--	1
Hexachlorocyclopentadiene	ND		ug/l	20	--	1
Isophorone	ND		ug/l	5.0	--	1
Nitrobenzene	ND		ug/l	2.0	--	1
NDPA/DPA	ND		ug/l	2.0	--	1
n-Nitrosodi-n-propylamine	ND		ug/l	5.0	--	1
Bis(2-ethylhexyl)phthalate	ND		ug/l	3.0	--	1
Butyl benzyl phthalate	ND		ug/l	5.0	--	1
Di-n-butylphthalate	ND		ug/l	5.0	--	1
Di-n-octylphthalate	ND		ug/l	5.0	--	1
Diethyl phthalate	ND		ug/l	5.0	--	1
Dimethyl phthalate	ND		ug/l	5.0	--	1
Biphenyl	ND		ug/l	2.0	--	1
Aniline	ND		ug/l	2.0	--	1
4-Chloroaniline	ND		ug/l	5.0	--	1

Project Name: TROY MILLS LANDFILL SUPERFUND **Lab Number:** L2263831

Project Number: 04.0190987.33 **Report Date:** 11/30/22

SAMPLE RESULTS

Lab ID: L2263831-07 Date Collected: 11/11/22 13:10

Client ID: TRY_SW-LEACHATE Date Received: 11/14/22

Sample Location: TROY, NH Field Prep: Not Specified

Sample Depth:

Parameter	Result	Qualifier	Units	RL	MDL	Dilution Factor
Semivolatile Organics by GC/MS - Westborough Lab						
2-Nitroaniline	ND		ug/l	5.0	--	1
3-Nitroaniline	ND		ug/l	5.0	--	1
4-Nitroaniline	ND		ug/l	5.0	--	1
Dibenzofuran	ND		ug/l	2.0	--	1
n-Nitrosodimethylamine	ND		ug/l	2.0	--	1
2,4,6-Trichlorophenol	ND		ug/l	5.0	--	1
p-Chloro-m-cresol	ND		ug/l	2.0	--	1
2-Chlorophenol	ND		ug/l	2.0	--	1
2,4-Dichlorophenol	ND		ug/l	5.0	--	1
2,4-Dimethylphenol	ND		ug/l	5.0	--	1
2-Nitrophenol	ND		ug/l	10	--	1
4-Nitrophenol	ND		ug/l	10	--	1
2,4-Dinitrophenol	ND		ug/l	20	--	1
4,6-Dinitro-o-cresol	ND		ug/l	10	--	1
Phenol	ND		ug/l	5.0	--	1
2-Methylphenol	ND		ug/l	5.0	--	1
3-Methylphenol/4-Methylphenol	ND		ug/l	5.0	--	1
2,4,5-Trichlorophenol	ND		ug/l	5.0	--	1
Benzoic Acid	ND		ug/l	50	--	1
Benzyl Alcohol	ND		ug/l	2.0	--	1
Carbazole	ND		ug/l	2.0	--	1
Pyridine	ND		ug/l	3.5	--	1

Surrogate	% Recovery	Qualifier	Acceptance Criteria
2-Fluorophenol	52		21-120
Phenol-d6	43		10-120
Nitrobenzene-d5	58		23-120
2-Fluorobiphenyl	58		15-120
2,4,6-Tribromophenol	72		10-120
4-Terphenyl-d14	70		41-149

Project Name: TROY MILLS LANDFILL SUPERFUND **Lab Number:** L2263831

Project Number: 04.0190987.33 **Report Date:** 11/30/22

SAMPLE RESULTS

Lab ID: L2263831-07
Client ID: TRY_SW-LEACHATE
Sample Location: TROY, NH

Date Collected: 11/11/22 13:10
Date Received: 11/14/22
Field Prep: Not Specified

Sample Depth:
Matrix: Water
Analytical Method: 1,8270E-SIM
Analytical Date: 11/17/22 21:20
Analyst: WR

Extraction Method: EPA 3510C
Extraction Date: 11/15/22 15:55

Parameter	Result	Qualifier	Units	RL	MDL	Dilution Factor
Semivolatile Organics by GC/MS-SIM - Westborough Lab						
Acenaphthene	ND		ug/l	0.10	--	1
2-Chloronaphthalene	ND		ug/l	0.20	--	1
Fluoranthene	ND		ug/l	0.10	--	1
Hexachlorobutadiene	ND		ug/l	0.50	--	1
Naphthalene	ND		ug/l	0.10	--	1
Benzo(a)anthracene	ND		ug/l	0.10	--	1
Benzo(a)pyrene	ND		ug/l	0.10	--	1
Benzo(b)fluoranthene	ND		ug/l	0.10	--	1
Benzo(k)fluoranthene	ND		ug/l	0.10	--	1
Chrysene	ND		ug/l	0.10	--	1
Acenaphthylene	ND		ug/l	0.10	--	1
Anthracene	ND		ug/l	0.10	--	1
Benzo(ghi)perylene	ND		ug/l	0.10	--	1
Fluorene	ND		ug/l	0.10	--	1
Phenanthrene	ND		ug/l	0.10	--	1
Dibenzo(a,h)anthracene	ND		ug/l	0.10	--	1
Indeno(1,2,3-cd)pyrene	ND		ug/l	0.10	--	1
Pyrene	ND		ug/l	0.10	--	1
1-Methylnaphthalene	ND		ug/l	0.10	--	1
2-Methylnaphthalene	ND		ug/l	0.10	--	1
Pentachlorophenol	ND		ug/l	0.80	--	1
Hexachlorobenzene	ND		ug/l	0.80	--	1
Hexachloroethane	ND		ug/l	0.80	--	1

Project Name: TROY MILLS LANDFILL SUPERFUND **Lab Number:** L2263831

Project Number: 04.0190987.33 **Report Date:** 11/30/22

SAMPLE RESULTS

Lab ID: L2263831-07 Date Collected: 11/11/22 13:10

Client ID: TRY_SW-LEACHATE Date Received: 11/14/22

Sample Location: TROY, NH Field Prep: Not Specified

Sample Depth:

Parameter	Result	Qualifier	Units	RL	MDL	Dilution Factor
Semivolatile Organics by GC/MS-SIM - Westborough Lab						

Surrogate	% Recovery	Qualifier	Acceptance Criteria
2-Fluorophenol	57		21-120
Phenol-d6	53		10-120
Nitrobenzene-d5	82		23-120
2-Fluorobiphenyl	65		15-120
2,4,6-Tribromophenol	58		10-120
4-Terphenyl-d14	70		41-149

Project Name: TROY MILLS LANDFILL SUPERFUND **Lab Number:** L2263831

Project Number: 04.0190987.33 **Report Date:** 11/30/22

SAMPLE RESULTS

Lab ID: L2263831-08
Client ID: TRY_SW-LEACHATE DUP
Sample Location: TROY, NH

Date Collected: 11/11/22 13:10
Date Received: 11/14/22
Field Prep: Not Specified

Sample Depth:
Matrix: Water
Analytical Method: 1,8270E
Analytical Date: 11/16/22 15:36
Analyst: EK

Extraction Method: EPA 3510C
Extraction Date: 11/15/22 15:55

Parameter	Result	Qualifier	Units	RL	MDL	Dilution Factor
Semivolatile Organics by GC/MS - Westborough Lab						
Benzidine	ND		ug/l	20	--	1
1,2,4-Trichlorobenzene	ND		ug/l	5.0	--	1
Bis(2-chloroethyl)ether	ND		ug/l	2.0	--	1
1,2-Dichlorobenzene	ND		ug/l	2.0	--	1
1,3-Dichlorobenzene	ND		ug/l	2.0	--	1
1,4-Dichlorobenzene	ND		ug/l	2.0	--	1
3,3'-Dichlorobenzidine	ND		ug/l	5.0	--	1
2,4-Dinitrotoluene	ND		ug/l	5.0	--	1
2,6-Dinitrotoluene	ND		ug/l	5.0	--	1
Azobenzene	ND		ug/l	2.0	--	1
4-Chlorophenyl phenyl ether	ND		ug/l	2.0	--	1
4-Bromophenyl phenyl ether	ND		ug/l	2.0	--	1
Bis(2-chloroisopropyl)ether	ND		ug/l	2.0	--	1
Bis(2-chloroethoxy)methane	ND		ug/l	5.0	--	1
Hexachlorocyclopentadiene	ND		ug/l	20	--	1
Isophorone	ND		ug/l	5.0	--	1
Nitrobenzene	ND		ug/l	2.0	--	1
NDPA/DPA	ND		ug/l	2.0	--	1
n-Nitrosodi-n-propylamine	ND		ug/l	5.0	--	1
Bis(2-ethylhexyl)phthalate	ND		ug/l	3.0	--	1
Butyl benzyl phthalate	ND		ug/l	5.0	--	1
Di-n-butylphthalate	ND		ug/l	5.0	--	1
Di-n-octylphthalate	ND		ug/l	5.0	--	1
Diethyl phthalate	ND		ug/l	5.0	--	1
Dimethyl phthalate	ND		ug/l	5.0	--	1
Biphenyl	ND		ug/l	2.0	--	1
Aniline	ND		ug/l	2.0	--	1
4-Chloroaniline	ND		ug/l	5.0	--	1

Project Name: TROY MILLS LANDFILL SUPERFUND **Lab Number:** L2263831

Project Number: 04.0190987.33 **Report Date:** 11/30/22

SAMPLE RESULTS

Lab ID: L2263831-08 Date Collected: 11/11/22 13:10

Client ID: TRY_SW-LEACHATE DUP Date Received: 11/14/22

Sample Location: TROY, NH Field Prep: Not Specified

Sample Depth:

Parameter	Result	Qualifier	Units	RL	MDL	Dilution Factor
Semivolatile Organics by GC/MS - Westborough Lab						
2-Nitroaniline	ND		ug/l	5.0	--	1
3-Nitroaniline	ND		ug/l	5.0	--	1
4-Nitroaniline	ND		ug/l	5.0	--	1
Dibenzofuran	ND		ug/l	2.0	--	1
n-Nitrosodimethylamine	ND		ug/l	2.0	--	1
2,4,6-Trichlorophenol	ND		ug/l	5.0	--	1
p-Chloro-m-cresol	ND		ug/l	2.0	--	1
2-Chlorophenol	ND		ug/l	2.0	--	1
2,4-Dichlorophenol	ND		ug/l	5.0	--	1
2,4-Dimethylphenol	ND		ug/l	5.0	--	1
2-Nitrophenol	ND		ug/l	10	--	1
4-Nitrophenol	ND		ug/l	10	--	1
2,4-Dinitrophenol	ND		ug/l	20	--	1
4,6-Dinitro-o-cresol	ND		ug/l	10	--	1
Phenol	ND		ug/l	5.0	--	1
2-Methylphenol	ND		ug/l	5.0	--	1
3-Methylphenol/4-Methylphenol	ND		ug/l	5.0	--	1
2,4,5-Trichlorophenol	ND		ug/l	5.0	--	1
Benzoic Acid	ND		ug/l	50	--	1
Benzyl Alcohol	ND		ug/l	2.0	--	1
Carbazole	ND		ug/l	2.0	--	1
Pyridine	ND		ug/l	3.5	--	1

Surrogate	% Recovery	Qualifier	Acceptance Criteria
2-Fluorophenol	53		21-120
Phenol-d6	36		10-120
Nitrobenzene-d5	56		23-120
2-Fluorobiphenyl	57		15-120
2,4,6-Tribromophenol	72		10-120
4-Terphenyl-d14	80		41-149

Project Name: TROY MILLS LANDFILL SUPERFUND **Lab Number:** L2263831

Project Number: 04.0190987.33 **Report Date:** 11/30/22

SAMPLE RESULTS

Lab ID: L2263831-08
Client ID: TRY_SW-LEACHATE DUP
Sample Location: TROY, NH

Date Collected: 11/11/22 13:10
Date Received: 11/14/22
Field Prep: Not Specified

Sample Depth:
Matrix: Water
Analytical Method: 1,8270E-SIM
Analytical Date: 11/17/22 21:36
Analyst: WR

Extraction Method: EPA 3510C
Extraction Date: 11/15/22 15:55

Parameter	Result	Qualifier	Units	RL	MDL	Dilution Factor
Semivolatile Organics by GC/MS-SIM - Westborough Lab						
Acenaphthene	ND		ug/l	0.10	--	1
2-Chloronaphthalene	ND		ug/l	0.20	--	1
Fluoranthene	ND		ug/l	0.10	--	1
Hexachlorobutadiene	ND		ug/l	0.50	--	1
Naphthalene	ND		ug/l	0.10	--	1
Benzo(a)anthracene	ND		ug/l	0.10	--	1
Benzo(a)pyrene	ND		ug/l	0.10	--	1
Benzo(b)fluoranthene	ND		ug/l	0.10	--	1
Benzo(k)fluoranthene	ND		ug/l	0.10	--	1
Chrysene	ND		ug/l	0.10	--	1
Acenaphthylene	ND		ug/l	0.10	--	1
Anthracene	ND		ug/l	0.10	--	1
Benzo(ghi)perylene	ND		ug/l	0.10	--	1
Fluorene	ND		ug/l	0.10	--	1
Phenanthrene	ND		ug/l	0.10	--	1
Dibenzo(a,h)anthracene	ND		ug/l	0.10	--	1
Indeno(1,2,3-cd)pyrene	ND		ug/l	0.10	--	1
Pyrene	ND		ug/l	0.10	--	1
1-Methylnaphthalene	0.16		ug/l	0.10	--	1
2-Methylnaphthalene	0.26		ug/l	0.10	--	1
Pentachlorophenol	ND		ug/l	0.80	--	1
Hexachlorobenzene	ND		ug/l	0.80	--	1
Hexachloroethane	ND		ug/l	0.80	--	1

Project Name: TROY MILLS LANDFILL SUPERFUND **Lab Number:** L2263831

Project Number: 04.0190987.33 **Report Date:** 11/30/22

SAMPLE RESULTS

Lab ID: L2263831-08 Date Collected: 11/11/22 13:10

Client ID: TRY_SW-LEACHATE DUP Date Received: 11/14/22

Sample Location: TROY, NH Field Prep: Not Specified

Sample Depth:

Parameter	Result	Qualifier	Units	RL	MDL	Dilution Factor

Semivolatile Organics by GC/MS-SIM - Westborough Lab

Surrogate	% Recovery	Qualifier	Acceptance Criteria
2-Fluorophenol	61		21-120
Phenol-d6	56		10-120
Nitrobenzene-d5	83		23-120
2-Fluorobiphenyl	68		15-120
2,4,6-Tribromophenol	75		10-120
4-Terphenyl-d14	78		41-149

Project Name: TROY MILLS LANDFILL SUPERFUND **Lab Number:** L2263831

Project Number: 04.0190987.33 **Report Date:** 11/30/22

Method Blank Analysis
Batch Quality Control

Analytical Method: 1,8270E
Analytical Date: 11/16/22 00:27
Analyst: SZ

Extraction Method: EPA 3510C
Extraction Date: 11/15/22 12:22

Parameter	Result	Qualifier	Units	RL	MDL
Semivolatile Organics by GC/MS - Westborough Lab for sample(s): 02-08 Batch: WG1712532-1					
Acenaphthene	ND		ug/l	2.0	--
Benzidine	ND		ug/l	20	--
1,2,4-Trichlorobenzene	ND		ug/l	5.0	--
Hexachlorobenzene	ND		ug/l	2.0	--
Bis(2-chloroethyl)ether	ND		ug/l	2.0	--
2-Chloronaphthalene	ND		ug/l	2.0	--
1,2-Dichlorobenzene	ND		ug/l	2.0	--
1,3-Dichlorobenzene	ND		ug/l	2.0	--
1,4-Dichlorobenzene	ND		ug/l	2.0	--
3,3'-Dichlorobenzidine	ND		ug/l	5.0	--
2,4-Dinitrotoluene	ND		ug/l	5.0	--
2,6-Dinitrotoluene	ND		ug/l	5.0	--
Azobenzene	ND		ug/l	2.0	--
Fluoranthene	ND		ug/l	2.0	--
4-Chlorophenyl phenyl ether	ND		ug/l	2.0	--
4-Bromophenyl phenyl ether	ND		ug/l	2.0	--
Bis(2-chloroisopropyl)ether	ND		ug/l	2.0	--
Bis(2-chloroethoxy)methane	ND		ug/l	5.0	--
Hexachlorobutadiene	ND		ug/l	2.0	--
Hexachlorocyclopentadiene	ND		ug/l	20	--
Hexachloroethane	ND		ug/l	2.0	--
Isophorone	ND		ug/l	5.0	--
Naphthalene	ND		ug/l	2.0	--
Nitrobenzene	ND		ug/l	2.0	--
NDPA/DPA	ND		ug/l	2.0	--
n-Nitrosodi-n-propylamine	ND		ug/l	5.0	--
Bis(2-ethylhexyl)phthalate	ND		ug/l	3.0	--
Butyl benzyl phthalate	ND		ug/l	5.0	--
Di-n-butylphthalate	ND		ug/l	5.0	--

Project Name: TROY MILLS LANDFILL SUPERFUND **Lab Number:** L2263831

Project Number: 04.0190987.33 **Report Date:** 11/30/22

Method Blank Analysis
Batch Quality Control

Analytical Method: 1,8270E
Analytical Date: 11/16/22 00:27
Analyst: SZ

Extraction Method: EPA 3510C
Extraction Date: 11/15/22 12:22

Parameter	Result	Qualifier	Units	RL	MDL
Semivolatile Organics by GC/MS - Westborough Lab for sample(s): 02-08 Batch: WG1712532-1					
Di-n-octylphthalate	ND		ug/l	5.0	--
Diethyl phthalate	ND		ug/l	5.0	--
Dimethyl phthalate	ND		ug/l	5.0	--
Benzo(a)anthracene	ND		ug/l	2.0	--
Benzo(a)pyrene	ND		ug/l	2.0	--
Benzo(b)fluoranthene	ND		ug/l	2.0	--
Benzo(k)fluoranthene	ND		ug/l	2.0	--
Chrysene	ND		ug/l	2.0	--
Acenaphthylene	ND		ug/l	2.0	--
Anthracene	ND		ug/l	2.0	--
Benzo(ghi)perylene	ND		ug/l	2.0	--
Fluorene	ND		ug/l	2.0	--
Phenanthrene	ND		ug/l	2.0	--
Dibenzo(a,h)anthracene	ND		ug/l	2.0	--
Indeno(1,2,3-cd)pyrene	ND		ug/l	2.0	--
Pyrene	ND		ug/l	2.0	--
Biphenyl	ND		ug/l	2.0	--
Aniline	ND		ug/l	2.0	--
4-Chloroaniline	ND		ug/l	5.0	--
1-Methylnaphthalene	ND		ug/l	2.0	--
2-Nitroaniline	ND		ug/l	5.0	--
3-Nitroaniline	ND		ug/l	5.0	--
4-Nitroaniline	ND		ug/l	5.0	--
Dibenzofuran	ND		ug/l	2.0	--
2-Methylnaphthalene	ND		ug/l	2.0	--
n-Nitrosodimethylamine	ND		ug/l	2.0	--
2,4,6-Trichlorophenol	ND		ug/l	5.0	--
p-Chloro-m-cresol	ND		ug/l	2.0	--
2-Chlorophenol	ND		ug/l	2.0	--

Project Name: TROY MILLS LANDFILL SUPERFUND
Project Number: 04.0190987.33
Lab Number: L2263831
Report Date: 11/30/22

Method Blank Analysis
Batch Quality Control

Analytical Method: 1,8270E
Analytical Date: 11/16/22 00:27
Analyst: SZ

Extraction Method: EPA 3510C
Extraction Date: 11/15/22 12:22

Parameter	Result	Qualifier	Units	RL	MDL
Semivolatile Organics by GC/MS - Westborough Lab for sample(s): 02-08 Batch: WG1712532-1					
2,4-Dichlorophenol	ND		ug/l	5.0	--
2,4-Dimethylphenol	ND		ug/l	5.0	--
2-Nitrophenol	ND		ug/l	10	--
4-Nitrophenol	ND		ug/l	10	--
2,4-Dinitrophenol	ND		ug/l	20	--
4,6-Dinitro-o-cresol	ND		ug/l	10	--
Pentachlorophenol	ND		ug/l	10	--
Phenol	ND		ug/l	5.0	--
2-Methylphenol	ND		ug/l	5.0	--
3-Methylphenol/4-Methylphenol	ND		ug/l	5.0	--
2,4,5-Trichlorophenol	ND		ug/l	5.0	--
Benzoic Acid	ND		ug/l	50	--
Benzyl Alcohol	ND		ug/l	2.0	--
Carbazole	ND		ug/l	2.0	--
Pyridine	ND		ug/l	3.5	--

Surrogate	%Recovery	Qualifier	Acceptance Criteria
2-Fluorophenol	61		21-120
Phenol-d6	51		10-120
Nitrobenzene-d5	84		23-120
2-Fluorobiphenyl	67		15-120
2,4,6-Tribromophenol	71		10-120
4-Terphenyl-d14	70		41-149

Project Name: TROY MILLS LANDFILL SUPERFUND
Project Number: 04.0190987.33

Lab Number: L2263831
Report Date: 11/30/22

Method Blank Analysis
Batch Quality Control

Analytical Method: 1,8270E-SIM
Analytical Date: 11/17/22 15:11
Analyst: WR

Extraction Method: EPA 3510C
Extraction Date: 11/15/22 12:23

Parameter	Result	Qualifier	Units	RL	MDL
Semivolatile Organics by GC/MS-SIM - Westborough Lab for sample(s): 02-08 Batch: WG1712533-1					
Acenaphthene	ND		ug/l	0.10	--
2-Chloronaphthalene	ND		ug/l	0.20	--
Fluoranthene	ND		ug/l	0.10	--
Hexachlorobutadiene	ND		ug/l	0.50	--
Naphthalene	ND		ug/l	0.10	--
Benzo(a)anthracene	ND		ug/l	0.10	--
Benzo(a)pyrene	ND		ug/l	0.10	--
Benzo(b)fluoranthene	ND		ug/l	0.10	--
Benzo(k)fluoranthene	ND		ug/l	0.10	--
Chrysene	ND		ug/l	0.10	--
Acenaphthylene	ND		ug/l	0.10	--
Anthracene	ND		ug/l	0.10	--
Benzo(ghi)perylene	ND		ug/l	0.10	--
Fluorene	ND		ug/l	0.10	--
Phenanthrene	ND		ug/l	0.10	--
Dibenzo(a,h)anthracene	ND		ug/l	0.10	--
Indeno(1,2,3-cd)pyrene	ND		ug/l	0.10	--
Pyrene	ND		ug/l	0.10	--
1-Methylnaphthalene	ND		ug/l	0.10	--
2-Methylnaphthalene	ND		ug/l	0.10	--
Pentachlorophenol	ND		ug/l	0.80	--
Hexachlorobenzene	ND		ug/l	0.80	--
Hexachloroethane	ND		ug/l	0.80	--

Project Name: TROY MILLS LANDFILL SUPERFUND
Project Number: 04.0190987.33

Lab Number: L2263831
Report Date: 11/30/22

Method Blank Analysis
Batch Quality Control

Analytical Method: 1,8270E-SIM
Analytical Date: 11/17/22 15:11
Analyst: WR

Extraction Method: EPA 3510C
Extraction Date: 11/15/22 12:23

Parameter	Result	Qualifier	Units	RL	MDL
Semivolatile Organics by GC/MS-SIM - Westborough Lab for sample(s): 02-08 Batch: WG1712533-1					

Surrogate	%Recovery	Qualifier	Acceptance Criteria
2-Fluorophenol	39		21-120
Phenol-d6	46		10-120
Nitrobenzene-d5	84		23-120
2-Fluorobiphenyl	71		15-120
2,4,6-Tribromophenol	32		10-120
4-Terphenyl-d14	83		41-149

Lab Control Sample Analysis
Batch Quality Control

Project Name: TROY MILLS LANDFILL SUPERFUND
Project Number: 04.0190987.33

Lab Number: L2263831
Report Date: 11/30/22

Parameter	LCS %Recovery	Qual	LCSD %Recovery	Qual	%Recovery Limits	RPD	Qual	RPD Limits
Semivolatile Organics by GC/MS - Westborough Lab Associated sample(s): 02-08 Batch: WG1712532-2 WG1712532-3								
Acenaphthene	52		53		37-111	2		30
Benzidine	**0**	Q	**1**	Q	10-75	NC		30
1,2,4-Trichlorobenzene	51		56		39-98	9		30
Hexachlorobenzene	54		55		40-140	2		30
Bis(2-chloroethyl)ether	51		59		40-140	15		30
2-Chloronaphthalene	52		56		40-140	7		30
1,2-Dichlorobenzene	50		57		40-140	13		30
1,3-Dichlorobenzene	47		58		40-140	21		30
1,4-Dichlorobenzene	47		54		36-97	14		30
3,3'-Dichlorobenzidine	44		46		40-140	4		30
2,4-Dinitrotoluene	79		81		48-143	3		30
2,6-Dinitrotoluene	77		73		40-140	5		30
Azobenzene	61		60		40-140	2		30
Fluoranthene	54		51		40-140	6		30
4-Chlorophenyl phenyl ether	55		55		40-140	0		30
4-Bromophenyl phenyl ether	56		56		40-140	0		30
Bis(2-chloroisopropyl)ether	55		62		40-140	12		30
Bis(2-chloroethoxy)methane	61		66		40-140	8		30
Hexachlorobutadiene	45		47		40-140	4		30
Hexachlorocyclopentadiene	52		54		40-140	4		30
Hexachloroethane	46		56		40-140	20		30
Isophorone	57		65		40-140	13		30
Naphthalene	51		52		40-140	2		30

Lab Control Sample Analysis
Batch Quality Control

Project Name: TROY MILLS LANDFILL SUPERFUND
Project Number: 04.0190987.33

Lab Number: L2263831
Report Date: 11/30/22

Parameter	LCS %Recovery	Qual	LCSD %Recovery	Qual	%Recovery Limits	RPD	Qual	RPD Limits
Semivolatile Organics by GC/MS - Westborough Lab Associated sample(s): 02-08 Batch: WG1712532-2 WG1712532-3								
Nitrobenzene	62		73		40-140	16		30
NDPA/DPA	55		56		40-140	2		30
n-Nitrosodi-n-propylamine	57		64		29-132	12		30
Bis(2-ethylhexyl)phthalate	84		83		40-140	1		30
Butyl benzyl phthalate	72		69		40-140	4		30
Di-n-butylphthalate	64		64		40-140	0		30
Di-n-octylphthalate	77		76		40-140	1		30
Diethyl phthalate	64		63		40-140	2		30
Dimethyl phthalate	65		67		40-140	3		30
Benzo(a)anthracene	59		59		40-140	0		30
Benzo(a)pyrene	54		52		40-140	4		30
Benzo(b)fluoranthene	63		61		40-140	3		30
Benzo(k)fluoranthene	52		50		40-140	4		30
Chrysene	57		56		40-140	2		30
Acenaphthylene	57		59		45-123	3		30
Anthracene	56		54		40-140	4		30
Benzo(ghi)perylene	53		50		40-140	6		30
Fluorene	56		56		40-140	0		30
Phenanthrene	54		53		40-140	2		30
Dibenzo(a,h)anthracene	52		52		40-140	0		30
Indeno(1,2,3-cd)pyrene	56		54		40-140	4		30
Pyrene	54		53		26-127	2		30
Biphenyl	53		56		40-140	6		30

Lab Control Sample Analysis
Batch Quality Control

Project Name: TROY MILLS LANDFILL SUPERFUND
Project Number: 04.0190987.33
Lab Number: L2263831
Report Date: 11/30/22

Parameter	LCS %Recovery	Qual	LCSD %Recovery	Qual	%Recovery Limits	RPD	Qual	RPD Limits
Semivolatile Organics by GC/MS - Westborough Lab Associated sample(s): 02-08 Batch: WG1712532-2 WG1712532-3								
Aniline	**18**	Q	**24**	Q	40-140	29		30
4-Chloroaniline	47		53		40-140	12		30
1-Methylnaphthalene	54		55		41-103	2		30
2-Nitroaniline	78		83		52-143	6		30
3-Nitroaniline	67		64		25-145	5		30
4-Nitroaniline	70		70		51-143	0		30
Dibenzofuran	55		55		40-140	0		30
2-Methylnaphthalene	53		56		40-140	6		30
n-Nitrosodimethylamine	45		49		22-74	9		30
2,4,6-Trichlorophenol	58		58		30-130	0		30
p-Chloro-m-cresol	62		63		23-97	2		30
2-Chlorophenol	52		60		27-123	14		30
2,4-Dichlorophenol	56		63		30-130	12		30
2,4-Dimethylphenol	31		53		30-130	**52**	Q	30
2-Nitrophenol	72		84		30-130	15		30
4-Nitrophenol	80		79		10-80	1		30
2,4-Dinitrophenol	85		88		20-130	3		30
4,6-Dinitro-o-cresol	92		94		20-164	2		30
Pentachlorophenol	54		52		9-103	4		30
Phenol	45		49		12-110	9		30
2-Methylphenol	49		60		30-130	20		30
3-Methylphenol/4-Methylphenol	57		68		30-130	18		30
2,4,5-Trichlorophenol	58		60		30-130	3		30

Lab Control Sample Analysis
Batch Quality Control

Project Name: TROY MILLS LANDFILL SUPERFUND
Project Number: 04.0190987.33

Lab Number: L2263831
Report Date: 11/30/22

Parameter	LCS %Recovery	Qual	LCSD %Recovery	Qual	%Recovery Limits	RPD	Qual	RPD Limits
Semivolatile Organics by GC/MS - Westborough Lab Associated sample(s): 02-08 Batch: WG1712532-2 WG1712532-3								
Benzoic Acid	68		62		10-164	9		30
Benzyl Alcohol	57		63		26-116	10		30
Carbazole	57		**54**	Q	55-144	5		30
Pyridine	**5**	Q	16		10-66	**102**	Q	30

Surrogate	LCS %Recovery	Qual	LCSD %Recovery	Qual	Acceptance Criteria
2-Fluorophenol	47		54		21-120
Phenol-d6	43		47		10-120
Nitrobenzene-d5	62		72		23-120
2-Fluorobiphenyl	55		56		15-120
2,4,6-Tribromophenol	56		58		10-120
4-Terphenyl-d14	50		52		41-149

Lab Control Sample Analysis
Batch Quality Control

Project Name: TROY MILLS LANDFILL SUPERFUND
Project Number: 04.0190987.33
Lab Number: L2263831
Report Date: 11/30/22

Parameter	LCS %Recovery	Qual	LCSD %Recovery	Qual	%Recovery Limits	RPD	Qual	RPD Limits
Semivolatile Organics by GC/MS-SIM - Westborough Lab Associated sample(s): 02-08 Batch: WG1712533-2 WG1712533-3								
Acenaphthene	74		64		40-140	14		40
2-Chloronaphthalene	70		60		40-140	15		40
Fluoranthene	82		75		40-140	9		40
Hexachlorobutadiene	63		52		40-140	19		40
Naphthalene	72		60		40-140	18		40
Benzo(a)anthracene	86		79		40-140	8		40
Benzo(a)pyrene	91		83		40-140	9		40
Benzo(b)fluoranthene	91		86		40-140	6		40
Benzo(k)fluoranthene	95		83		40-140	13		40
Chrysene	79		72		40-140	9		40
Acenaphthylene	77		66		40-140	15		40
Anthracene	83		73		40-140	13		40
Benzo(ghi)perylene	85		81		40-140	5		40
Fluorene	77		68		40-140	12		40
Phenanthrene	78		69		40-140	12		40
Dibenzo(a,h)anthracene	93		89		40-140	4		40
Indeno(1,2,3-cd)pyrene	91		88		40-140	3		40
Pyrene	82		76		40-140	8		40
1-Methylnaphthalene	72		61		40-140	17		40
2-Methylnaphthalene	74		62		40-140	18		40
Pentachlorophenol	53		58		40-140	9		40
Hexachlorobenzene	75		66		40-140	13		40
Hexachloroethane	69		57		40-140	19		40

Lab Control Sample Analysis
Batch Quality Control

Project Name: TROY MILLS LANDFILL SUPERFUND
Project Number: 04.0190987.33
Lab Number: L2263831
Report Date: 11/30/22

Parameter	LCS %Recovery	Qual	LCSD %Recovery	Qual	%Recovery Limits	RPD	Qual	RPD Limits
Semivolatile Organics by GC/MS-SIM - Westborough Lab Associated sample(s): 02-08 Batch: WG1712533-2 WG1712533-3								

Surrogate	LCS %Recovery	Qual	LCSD %Recovery	Qual	Acceptance Criteria
2-Fluorophenol	55		53		21-120
Phenol-d6	55		51		10-120
Nitrobenzene-d5	88		73		23-120
2-Fluorobiphenyl	72		62		15-120
2,4,6-Tribromophenol	40		49		10-120
4-Terphenyl-d14	81		75		41-149

METALS

Project Name: TROY MILLS LANDFILL SUPERFUND
Lab Number: L2263831
Project Number: 04.0190987.33
Report Date: 11/30/22

SAMPLE RESULTS

Lab ID: L2263831-02
Client ID: TRY_SW-100
Sample Location: TROY, NH
Date Collected: 11/11/22 11:20
Date Received: 11/14/22
Field Prep: Not Specified

Sample Depth:
Matrix: Water

Parameter	Result	Qualifier	Units	RL	MDL	Dilution Factor	Date Prepared	Date Analyzed	Prep Method	Analytical Method	Analyst
Total Metals - Mansfield Lab											
Manganese, Total	0.03277		mg/l	0.00100	--	1	11/16/22 00:30	11/30/22 01:04	EPA 3005A	1,6020B	SV
Total Hardness by SM 2340B - Mansfield Lab											
Hardness	6.07		mg/l	0.660	NA	1	11/16/22 00:30	11/16/22 22:53	EPA 3005A	1,6010D	GCL

Project Name: TROY MILLS LANDFILL SUPERFUND **Lab Number:** L2263831

Project Number: 04.0190987.33 **Report Date:** 11/30/22

SAMPLE RESULTS

Lab ID: L2263831-03 Date Collected: 11/11/22 12:25

Client ID: TRY_SW-3 Date Received: 11/14/22

Sample Location: TROY, NH Field Prep: Not Specified

Sample Depth:

Matrix: Water

Parameter	Result	Qualifier	Units	RL	MDL	Dilution Factor	Date Prepared	Date Analyzed	Prep Method	Analytical Method	Analyst
Total Metals - Mansfield Lab											
Manganese, Total	0.02543		mg/l	0.00100	--	1	11/16/22 00:30	11/30/22 01:42	EPA 3005A	1,6020B	SV
Total Hardness by SM 2340B - Mansfield Lab											
Hardness	5.57		mg/l	0.660	NA	1	11/16/22 00:30	11/16/22 23:11	EPA 3005A	1,6010D	GCL

Project Name: TROY MILLS LANDFILL SUPERFUND
Lab Number: L2263831
Project Number: 04.0190987.33
Report Date: 11/30/22

SAMPLE RESULTS

Lab ID: L2263831-04
Client ID: TRY_SW-3 DUP
Sample Location: TROY, NH
Date Collected: 11/11/22 12:25
Date Received: 11/14/22
Field Prep: Not Specified

Sample Depth:
Matrix: Water

Parameter	Result	Qualifier	Units	RL	MDL	Dilution Factor	Date Prepared	Date Analyzed	Prep Method	Analytical Method	Analyst
Total Metals - Mansfield Lab											
Manganese, Total	0.02549		mg/l	0.00100	--	1	11/16/22 00:30	11/30/22 01:47	EPA 3005A	1,6020B	SV
Total Hardness by SM 2340B - Mansfield Lab											
Hardness	5.57		mg/l	0.660	NA	1	11/16/22 00:30	11/16/22 23:14	EPA 3005A	1,6010D	GCL

Project Name: TROY MILLS LANDFILL SUPERFUND
Lab Number: L2263831
Project Number: 04.0190987.33
Report Date: 11/30/22

SAMPLE RESULTS

Lab ID: L2263831-05
Client ID: TRY_SW-4
Sample Location: TROY, NH
Date Collected: 11/11/22 14:10
Date Received: 11/14/22
Field Prep: Not Specified

Sample Depth:
Matrix: Water

Parameter	Result	Qualifier	Units	RL	MDL	Dilution Factor	Date Prepared	Date Analyzed	Prep Method	Analytical Method	Analyst
Total Metals - Mansfield Lab											
Manganese, Total	0.01550		mg/l	0.00100	--	1	11/16/22 00:30	11/30/22 01:52	EPA 3005A	1,6020B	SV
Total Hardness by SM 2340B - Mansfield Lab											
Hardness	5.37		mg/l	0.660	NA	1	11/16/22 00:30	11/16/22 23:17	EPA 3005A	1,6010D	GCL

Project Name: TROY MILLS LANDFILL SUPERFUND **Lab Number:** L2263831

Project Number: 04.0190987.33 **Report Date:** 11/30/22

SAMPLE RESULTS

Lab ID: L2263831-06 Date Collected: 11/11/22 14:30

Client ID: TRY_SW-1 Date Received: 11/14/22

Sample Location: TROY, NH Field Prep: Not Specified

Sample Depth:

Matrix: Water

Parameter	Result	Qualifier	Units	RL	MDL	Dilution Factor	Date Prepared	Date Analyzed	Prep Method	Analytical Method	Analyst
Total Metals - Mansfield Lab											
Manganese, Total	0.01824		mg/l	0.00100	--	1	11/16/22 00:30	11/30/22 01:57	EPA 3005A	1,6020B	SV
Total Hardness by SM 2340B - Mansfield Lab											
Hardness	5.30		mg/l	0.660	NA	1	11/16/22 00:30	11/17/22 10:48	EPA 3005A	1,6010D	JMF

Project Name: TROY MILLS LANDFILL SUPERFUND
Lab Number: L2263831
Project Number: 04.0190987.33
Report Date: 11/30/22

SAMPLE RESULTS

Lab ID: L2263831-07
Client ID: TRY_SW-LEACHATE
Sample Location: TROY, NH
Date Collected: 11/11/22 13:10
Date Received: 11/14/22
Field Prep: Not Specified

Sample Depth:
Matrix: Water

Parameter	Result	Qualifier	Units	RL	MDL	Dilution Factor	Date Prepared	Date Analyzed	Prep Method	Analytical Method	Analyst
Total Metals - Mansfield Lab											
Manganese, Total	3.910		mg/l	0.00100	--	1	11/16/22 00:30	11/30/22 02:01	EPA 3005A	1,6020B	SV
Total Hardness by SM 2340B - Mansfield Lab											
Hardness	104.		mg/l	0.660	NA	1	11/16/22 00:30	11/17/22 10:52	EPA 3005A	1,6010D	JMF

Project Name:	TROY MILLS LANDFILL SUPERFUND	**Lab Number:**	L2263831
Project Number:	04.0190987.33	**Report Date:**	11/30/22

SAMPLE RESULTS

Lab ID:	L2263831-08	Date Collected:	11/11/22 13:10
Client ID:	TRY_SW-LEACHATE DUP	Date Received:	11/14/22
Sample Location:	TROY, NH	Field Prep:	Not Specified
Sample Depth:			
Matrix:	Water		

Parameter	Result	Qualifier	Units	RL	MDL	Dilution Factor	Date Prepared	Date Analyzed	Prep Method	Analytical Method	Analyst
Total Metals - Mansfield Lab											
Manganese, Total	3.900		mg/l	0.00100	--	1	11/16/22 00:30	11/30/22 02:06	EPA 3005A	1,6020B	SV
Total Hardness by SM 2340B - Mansfield Lab											
Hardness	107.		mg/l	0.660	NA	1	11/16/22 00:30	11/17/22 10:55	EPA 3005A	1,6010D	JMF

Project Name: TROY MILLS LANDFILL SUPERFUND **Lab Number:** L2263831

Project Number: 04.0190987.33 **Report Date:** 11/30/22

Method Blank Analysis
Batch Quality Control

Parameter	Result	Qualifier	Units	RL	MDL	Dilution Factor	Date Prepared	Date Analyzed	Analytical Method	Analyst
Total Metals - Mansfield Lab for sample(s): 02-08 Batch: WG1712548-1										
Manganese, Total	ND		mg/l	0.00100	--	1	11/16/22 00:30	11/30/22 01:37	1,6020B	SV

Prep Information

Digestion Method: EPA 3005A

Parameter	Result	Qualifier	Units	RL	MDL	Dilution Factor	Date Prepared	Date Analyzed	Analytical Method	Analyst
Total Hardness by SM 2340B - Mansfield Lab for sample(s): 02-08 Batch: WG1712550-1										
Hardness	ND		mg/l	0.660	NA	1	11/16/22 00:30	11/16/22 22:46	1,6010D	GCL

Prep Information

Digestion Method: EPA 3005A

Lab Control Sample Analysis
Batch Quality Control

Project Name: TROY MILLS LANDFILL SUPERFUND

Project Number: 04.0190987.33

Lab Number: L2263831

Report Date: 11/30/22

Parameter	LCS %Recovery	Qual	LCSD %Recovery	Qual	%Recovery Limits	RPD	Qual	RPD Limits
Total Metals - Mansfield Lab Associated sample(s): 02-08 Batch: WG1712548-2								
Manganese, Total	96		-		80-120	-		
Total Hardness by SM 2340B - Mansfield Lab Associated sample(s): 02-08 Batch: WG1712550-2								
Hardness	112		-		80-120	-		

Matrix Spike Analysis
Batch Quality Control

Project Name: TROY MILLS LANDFILL SUPERFUND
Project Number: 04.0190987.33

Lab Number: L2263831
Report Date: 11/30/22

Parameter	Native Sample	MS Added	MS Found	MS %Recovery	Qual	MSD Found	MSD %Recovery	Qual	Recovery Limits	RPD	Qual	RPD Limits
Total Metals - Mansfield Lab Associated sample(s): 02-08 QC Batch ID: WG1712548-3 QC Sample: L2263831-02 Client ID: TRY_SW-100												
Manganese, Total	0.03277	0.5	0.4970	93		-	-		75-125	-		20
Total Hardness by SM 2340B - Mansfield Lab Associated sample(s): 02-08 QC Batch ID: WG1712550-3 QC Sample: L2263831-02 Client ID: TRY_SW-100												
Hardness	6.07	66.2	80.5	112		-	-		75-125	-		20

Lab Duplicate Analysis

Batch Quality Control

Project Name: TROY MILLS LANDFILL SUPERFUND

Project Number: 04.0190987.33

Lab Number: L2263831

Report Date: 11/30/22

Parameter	Native Sample	Duplicate Sample	Units	RPD	Qual	RPD Limits
Total Metals - Mansfield Lab Associated sample(s): 02-08 QC Batch ID: WG1712548-4 QC Sample: L2263831-02 Client ID: TRY_SW-100						
Manganese, Total	0.03277	0.03228	mg/l	2		20
Total Hardness by SM 2340B - Mansfield Lab Associated sample(s): 02-08 QC Batch ID: WG1712550-4 QC Sample: L2263831-02 Client ID: TRY_SW-100						
Hardness	6.07	6.03	mg/l	1		20

Lab Serial Dilution Analysis

Batch Quality Control

Project Name: TROY MILLS LANDFILL SUPERFUND
Project Number: 04.0190987.33

Lab Number: L2263831
Report Date: 11/30/22

Parameter	Native Sample	Serial Dilution	Units	% D	Qual	RPD Limits
Total Metals - Mansfield Lab Associated sample(s): 02-08 QC Batch ID: WG1712548-6 QC Sample: L2263831-02 Client ID: TRY_SW-100						
Manganese, Total	0.03277	0.03141	mg/l	4		20

Project Name: TROY MILLS LANDFILL SUPERFUND
Project Number: 04.0190987.33

Lab Number: L2263831
Report Date: 11/30/22

Sample Receipt and Container Information

Were project specific reporting limits specified? YES

Cooler Information

Cooler	Custody Seal
A	Absent
B	Absent

Container Information

Container ID	Container Type	Cooler	Initial pH	Final pH	Temp deg C	Pres	Seal	Frozen Date/Time	Analysis(*)
L2263831-01A	Vial HCl preserved	A	NA		2.4	Y	Absent		8260-NH(14)
L2263831-01B	Vial HCl preserved	A	NA		2.4	Y	Absent		8260-NH(14)
L2263831-02A	Vial HCl preserved	A	NA		2.4	Y	Absent		8260-NH(14)
L2263831-02B	Vial HCl preserved	A	NA		2.4	Y	Absent		8260-NH(14)
L2263831-02C	Vial HCl preserved	A	NA		2.4	Y	Absent		8260-NH(14)
L2263831-02D	Plastic 250ml HNO3 preserved	A	<2	<2	2.4	Y	Absent		MN-6020T(180),HARDT(180)
L2263831-02E	Amber 250ml unpreserved	A	7	7	2.4	Y	Absent		8270TCL-LVI(7),8270TCL-SIM-LVI(7)
L2263831-02F	Amber 250ml unpreserved	A	7	7	2.4	Y	Absent		8270TCL-LVI(7),8270TCL-SIM-LVI(7)
L2263831-03A	Vial HCl preserved	A	NA		2.4	Y	Absent		8260-NH(14)
L2263831-03B	Vial HCl preserved	A	NA		2.4	Y	Absent		8260-NH(14)
L2263831-03C	Vial HCl preserved	A	NA		2.4	Y	Absent		8260-NH(14)
L2263831-03D	Plastic 250ml HNO3 preserved	A	<2	<2	2.4	Y	Absent		MN-6020T(180),HARDT(180)
L2263831-03E	Amber 250ml unpreserved	A	7	7	2.4	Y	Absent		8270TCL-LVI(7),8270TCL-SIM-LVI(7)
L2263831-03F	Amber 250ml unpreserved	A	7	7	2.4	Y	Absent		8270TCL-LVI(7),8270TCL-SIM-LVI(7)
L2263831-04A	Vial HCl preserved	A	NA		2.4	Y	Absent		8260-NH(14)
L2263831-04B	Vial HCl preserved	A	NA		2.4	Y	Absent		8260-NH(14)
L2263831-04C	Vial HCl preserved	A	NA		2.4	Y	Absent		8260-NH(14)
L2263831-04D	Plastic 250ml HNO3 preserved	A	<2	<2	2.4	Y	Absent		MN-6020T(180),HARDT(180)
L2263831-04E	Amber 250ml unpreserved	A	7	7	2.4	Y	Absent		8270TCL-LVI(7),8270TCL-SIM-LVI(7)
L2263831-04F	Amber 250ml unpreserved	A	7	7	2.4	Y	Absent		8270TCL-LVI(7),8270TCL-SIM-LVI(7)
L2263831-05A	Vial HCl preserved	A	NA		2.4	Y	Absent		8260-NH(14)
L2263831-05B	Vial HCl preserved	A	NA		2.4	Y	Absent		8260-NH(14)

*Values in parentheses indicate holding time in days

Project Name: TROY MILLS LANDFILL SUPERFUND
Project Number: 04.0190987.33

Lab Number: L2263831
Report Date: 11/30/22

Container Information

Container ID	Container Type	Cooler	Initial pH	Final pH	Temp deg C	Pres	Seal	Frozen Date/Time	Analysis(*)
L2263831-05C	Vial HCl preserved	A	NA		2.4	Y	Absent		8260-NH(14)
L2263831-05D	Plastic 250ml HNO3 preserved	A	<2	<2	2.4	Y	Absent		MN-6020T(180),HARDT(180)
L2263831-05E	Amber 250ml unpreserved	A	7	7	2.4	Y	Absent		8270TCL-LVI(7),8270TCL-SIM-LVI(7)
L2263831-05F	Amber 250ml unpreserved	A	7	7	2.4	Y	Absent		8270TCL-LVI(7),8270TCL-SIM-LVI(7)
L2263831-06A	Vial HCl preserved	A	NA		2.4	Y	Absent		8260-NH(14)
L2263831-06B	Vial HCl preserved	A	NA		2.4	Y	Absent		8260-NH(14)
L2263831-06C	Vial HCl preserved	A	NA		2.4	Y	Absent		8260-NH(14)
L2263831-06D	Plastic 250ml HNO3 preserved	A	<2	<2	2.4	Y	Absent		MN-6020T(180),HARDT(180)
L2263831-06E	Amber 250ml unpreserved	A	7	7	2.4	Y	Absent		8270TCL-LVI(7),8270TCL-SIM-LVI(7)
L2263831-06F	Amber 250ml unpreserved	A	7	7	2.4	Y	Absent		8270TCL-LVI(7),8270TCL-SIM-LVI(7)
L2263831-07A	Vial HCl preserved	A	NA		2.4	Y	Absent		8260-NH(14)
L2263831-07B	Vial HCl preserved	A	NA		2.4	Y	Absent		8260-NH(14)
L2263831-07C	Vial HCl preserved	A	NA		2.4	Y	Absent		8260-NH(14)
L2263831-07D	Plastic 250ml HNO3 preserved	A	<2	<2	2.4	Y	Absent		MN-6020T(180),HARDT(180)
L2263831-07E	Amber 250ml unpreserved	A	7	7	2.4	Y	Absent		8270TCL-LVI(7),8270TCL-SIM-LVI(7)
L2263831-07F	Amber 250ml unpreserved	A	7	7	2.4	Y	Absent		8270TCL-LVI(7),8270TCL-SIM-LVI(7)
L2263831-08A	Vial HCl preserved	A	NA		2.4	Y	Absent		8260-NH(14)
L2263831-08B	Vial HCl preserved	A	NA		2.4	Y	Absent		8260-NH(14)
L2263831-08C	Vial HCl preserved	A	NA		2.4	Y	Absent		8260-NH(14)
L2263831-08D	Plastic 250ml HNO3 preserved	A	<2	<2	2.4	Y	Absent		MN-6020T(180),HARDT(180)
L2263831-08E	Amber 250ml unpreserved	A	7	7	2.4	Y	Absent		8270TCL-LVI(7),8270TCL-SIM-LVI(7)
L2263831-08F	Amber 250ml unpreserved	A	7	7	2.4	Y	Absent		8270TCL-LVI(7),8270TCL-SIM-LVI(7)

*Values in parentheses indicate holding time in days

Project Name:	TROY MILLS LANDFILL SUPERFUND	**Lab Number:**	L2263831
Project Number:	04.0190987.33	**Report Date:**	11/30/22

GLOSSARY

Acronyms

DL - Detection Limit: This value represents the level to which target analyte concentrations are reported as estimated values, when those target analyte concentrations are quantified below the limit of quantitation (LOQ). The DL includes any adjustments from dilutions, concentrations or moisture content, where applicable. (DoD report formats only.)

EDL - Estimated Detection Limit: This value represents the level to which target analyte concentrations are reported as estimated values, when those target analyte concentrations are quantified below the reporting limit (RL). The EDL includes any adjustments from dilutions, concentrations or moisture content, where applicable. The use of EDLs is specific to the analysis of PAHs using Solid-Phase Microextraction (SPME).

EMPC - Estimated Maximum Possible Concentration: The concentration that results from the signal present at the retention time of an analyte when the ions meet all of the identification criteria except the ion abundance ratio criteria. An EMPC is a worst-case estimate of the concentration.

EPA - Environmental Protection Agency.

LCS - Laboratory Control Sample: A sample matrix, free from the analytes of interest, spiked with verified known amounts of analytes or a material containing known and verified amounts of analytes.

LCSD - Laboratory Control Sample Duplicate: Refer to LCS.

LFB - Laboratory Fortified Blank: A sample matrix, free from the analytes of interest, spiked with verified known amounts of analytes or a material containing known and verified amounts of analytes.

LOD - Limit of Detection: This value represents the level to which a target analyte can reliably be detected for a specific analyte in a specific matrix by a specific method. The LOD includes any adjustments from dilutions, concentrations or moisture content, where applicable. (DoD report formats only.)

LOQ - Limit of Quantitation: The value at which an instrument can accurately measure an analyte at a specific concentration. The LOQ includes any adjustments from dilutions, concentrations or moisture content, where applicable. (DoD report formats only.)

Limit of Quantitation: The value at which an instrument can accurately measure an analyte at a specific concentration. The LOQ includes any adjustments from dilutions, concentrations or moisture content, where applicable. (DoD report formats only.)

MDL - Method Detection Limit: This value represents the level to which target analyte concentrations are reported as estimated values, when those target analyte concentrations are quantified below the reporting limit (RL). The MDL includes any adjustments from dilutions, concentrations or moisture content, where applicable.

MS - Matrix Spike Sample: A sample prepared by adding a known mass of target analyte to a specified amount of matrix sample for which an independent estimate of target analyte concentration is available. For Method 332.0, the spike recovery is calculated using the native concentration, including estimated values.

MSD - Matrix Spike Sample Duplicate: Refer to MS.

NA - Not Applicable.

NC - Not Calculated: Term is utilized when one or more of the results utilized in the calculation are non-detect at the parameter's reporting unit.

NDPA/DPA - N-Nitrosodiphenylamine/Diphenylamine.

NI - Not Ignitable.

NP - Non-Plastic: Term is utilized for the analysis of Atterberg Limits in soil.

NR - No Results: Term is utilized when 'No Target Compounds Requested' is reported for the analysis of Volatile or Semivolatile Organic TIC only requests.

RL - Reporting Limit: The value at which an instrument can accurately measure an analyte at a specific concentration. The RL includes any adjustments from dilutions, concentrations or moisture content, where applicable.

RPD - Relative Percent Difference: The results from matrix and/or matrix spike duplicates are primarily designed to assess the precision of analytical results in a given matrix and are expressed as relative percent difference (RPD). Values which are less than five times the reporting limit for any individual parameter are evaluated by utilizing the absolute difference between the values; although the RPD value will be provided in the report.

SRM - Standard Reference Material: A reference sample of a known or certified value that is of the same or similar matrix as the associated field samples.

STLP - Semi-dynamic Tank Leaching Procedure per EPA Method 1315.

TEF - Toxic Equivalency Factors: The values assigned to each dioxin and furan to evaluate their toxicity relative to 2,3,7,8-TCDD.

TEQ - Toxic Equivalent: The measure of a sample's toxicity derived by multiplying each dioxin and furan by its corresponding TEF and then summing the resulting values.

TIC - Tentatively Identified Compound: A compound that has been identified to be present and is not part of the target compound list (TCL) for the method and/or program. All TICs are qualitatively identified and reported as estimated concentrations.

Project Name:	TROY MILLS LANDFILL SUPERFUND	**Lab Number:**	L2263831
Project Number:	04.0190987.33	**Report Date:**	11/30/22

Footnotes

1 - The reference for this analyte should be considered modified since this analyte is absent from the target analyte list of the original method.

Terms

Analytical Method: Both the document from which the method originates and the analytical reference method. (Example: EPA 8260B is shown as 1,8260B.) The codes for the reference method documents are provided in the References section of the Addendum.

Chlordane: The target compound Chlordane (CAS No. 57-74-9) is reported for GC ECD analyses. Per EPA,this compound "refers to a mixture of chlordane isomers, other chlorinated hydrocarbons and numerous other components." (Reference: USEPA Toxicological Review of Chlordane, In Support of Summary Information on the Integrated Risk Information System (IRIS), December 1997.)

Difference: With respect to Total Oxidizable Precursor (TOP) Assay analysis, the difference is defined as the Post-Treatment value minus the Pre-Treatment value.

Final pH: As it pertains to Sample Receipt & Container Information section of the report, Final pH reflects pH of container determined after adjustment at the laboratory, if applicable. If no adjustment required, value reflects Initial pH.

Frozen Date/Time: With respect to Volatile Organics in soil, Frozen Date/Time reflects the date/time at which associated Reagent Water-preserved vials were initially frozen. Note: If frozen date/time is beyond 48 hours from sample collection, value will be reflected in 'bold'.

Gasoline Range Organics (GRO): Gasoline Range Organics (GRO) results include all chromatographic peaks eluting from Methyl tert butyl ether through Naphthalene, with the exception of GRO analysis in support of State of Ohio programs, which includes all chromatographic peaks eluting from Hexane through Dodecane.

Initial pH: As it pertains to Sample Receipt & Container Information section of the report, Initial pH reflects pH of container determined upon receipt, if applicable.

PAH Total: With respect to Alkylated PAH analyses, the 'PAHs, Total' result is defined as the summation of results for all or a subset of the following compounds: Naphthalene, C1-C4 Naphthalenes, 2-Methylnaphthalene, 1-Methylnaphthalene, Biphenyl, Acenaphthylene, Acenaphthene, Fluorene, C1-C3 Fluorenes, Phenanthrene, C1-C4 Phenanthrenes/Anthracenes, Anthracene, Fluoranthene, Pyrene, C1-C4 Fluoranthenes/Pyrenes, Benz(a)anthracene, Chrysene, C1-C4 Chrysenes, Benzo(b)fluoranthene, Benzo(j)+(k)fluoranthene, Benzo(e)pyrene, Benzo(a)pyrene, Perylene, Indeno(1,2,3-cd)pyrene, Dibenz(ah)+(ac)anthracene, Benzo(g,h,i)perylene. If a 'Total' result is requested, the results of its individual components will also be reported.

PFAS Total: With respect to PFAS analyses, the 'PFAS, Total (5)' result is defined as the summation of results for: PFHpA, PFHxS, PFOA, PFNA and PFOS. In addition, the 'PFAS, Total (6)' result is defined as the summation of results for: PFHpA, PFHxS, PFOA, PFNA, PFDA and PFOS. For MassDEP DW compliance analysis only, the 'PFAS, Total (6)' result is defined as the summation of results at or above the RL. Note: If a 'Total' result is requested, the results of its individual components will also be reported.

Total: With respect to Organic analyses, a 'Total' result is defined as the summation of results for individual isomers or Aroclors. If a 'Total' result is requested, the results of its individual components will also be reported. This is applicable to 'Total' results for methods 8260, 8081 and 8082.

Data Qualifiers

A - Spectra identified as "Aldol Condensates" are byproducts of the extraction/concentration procedures when acetone is introduced in the process.

B - The analyte was detected above the reporting limit in the associated method blank. Flag only applies to associated field samples that have detectable concentrations of the analyte at less than ten times (10x) the concentration found in the blank. For MCP-related projects, flag only applies to associated field samples that have detectable concentrations of the analyte at less than ten times (10x) the concentration found in the blank. For DOD-related projects, flag only applies to associated field samples that have detectable concentrations of the analyte at less than ten times (10x) the concentration found in the blank AND the analyte was detected above one-half the reporting limit (or above the reporting limit for common lab contaminants) in the associated method blank. For NJ-Air-related projects, flag only applies to associated field samples that have detectable concentrations of the analyte above the reporting limit. For NJ-related projects (excluding Air), flag only applies to associated field samples that have detectable concentrations of the analyte, which was detected above the reporting limit in the associated method blank or above five times the reporting limit for common lab contaminants (Phthalates, Acetone, Methylene Chloride, 2-Butanone).

C - Co-elution: The target analyte co-elutes with a known lab standard (i.e. surrogate, internal standards, etc.) for co-extracted analyses.

D - Concentration of analyte was quantified from diluted analysis. Flag only applies to field samples that have detectable concentrations of the analyte.

E - Concentration of analyte exceeds the range of the calibration curve and/or linear range of the instrument.

F - The ratio of quantifier ion response to qualifier ion response falls outside of the laboratory criteria. Results are considered to be an estimated maximum concentration.

G - The concentration may be biased high due to matrix interferences (i.e, co-elution) with non-target compound(s). The result should be considered estimated.

H - The analysis of pH was performed beyond the regulatory-required holding time of 15 minutes from the time of sample collection.

I - The lower value for the two columns has been reported due to obvious interference.

J - Estimated value. This represents an estimated concentration for Tentatively Identified Compounds (TICs).

M - Reporting Limit (RL) exceeds the MCP CAM Reporting Limit for this analyte.

Report Format: Data Usability Report

Project Name:	TROY MILLS LANDFILL SUPERFUND	**Lab Number:**	L2263831
Project Number:	04.0190987.33	**Report Date:**	11/30/22

Data Qualifiers

ND - Not detected at the reporting limit (RL) for the sample.

NJ - Presumptive evidence of compound. This represents an estimated concentration for Tentatively Identified Compounds (TICs), where the identification is based on a mass spectral library search.

P - The RPD between the results for the two columns exceeds the method-specified criteria.

Q - The quality control sample exceeds the associated acceptance criteria. For DOD-related projects, LCS and/or Continuing Calibration Standard exceedences are also qualified on all associated sample results. Note: This flag is not applicable for matrix spike recoveries when the sample concentration is greater than 4x the spike added or for batch duplicate RPD when the sample concentrations are less than 5x the RL. (Metals only.)

R - Analytical results are from sample re-analysis.

RE - Analytical results are from sample re-extraction.

S - Analytical results are from modified screening analysis.

V - The surrogate associated with this target analyte has a recovery outside the QC acceptance limits. (Applicable to MassDEP DW Compliance samples only.)

Z - The batch matrix spike and/or duplicate associated with this target analyte has a recovery/RPD outside the QC acceptance limits. (Applicable to MassDEP DW Compliance samples only.)

Project Name:	TROY MILLS LANDFILL SUPERFUND	**Lab Number:**	L2263831
Project Number:	04.0190987.33	**Report Date:**	11/30/22

REFERENCES

1 Test Methods for Evaluating Solid Waste: Physical/Chemical Methods. EPA SW-846. Third Edition. Updates I - VI, 2018.

LIMITATION OF LIABILITIES

Alpha Analytical performs services with reasonable care and diligence normal to the analytical testing laboratory industry. In the event of an error, the sole and exclusive responsibility of Alpha Analytical shall be to re-perform the work at it's own expense. In no event shall Alpha Analytical be held liable for any incidental, consequential or special damages, including but not limited to, damages in any way connected with the use of, interpretation of, information or analysis provided by Alpha Analytical.

We strongly urge our clients to comply with EPA protocol regarding sample volume, preservation, cooling, containers, sampling procedures, holding time and splitting of samples in the field.

Certification Information

The following analytes are not included in our Primary NELAP Scope of Accreditation:

Westborough Facility
EPA 624/624.1: m/p-xylene, o-xylene, Naphthalene
EPA 625/625.1: alpha-Terpineol
EPA 8260C/8260D: NPW: 1,2,4,5-Tetramethylbenzene; 4-Ethyltoluene, Azobenzene; SCM: Iodomethane (methyl iodide), 1,2,4,5-Tetramethylbenzene; 4-Ethyltoluene.
EPA 8270D/8270E: NPW: Dimethylnaphthalene,1,4-Diphenylhydrazine, alpha-Terpineol; SCM: Dimethylnaphthalene,1,4-Diphenylhydrazine.
SM4500: NPW: Amenable Cyanide; SCM: Total Phosphorus, TKN, NO2, NO3.

Mansfield Facility
SM 2540D: TSS
EPA 8082A: NPW: PCB: 1, 5, 31, 87,101, 110, 141, 151, 153, 180, 183, 187.
EPA TO-15: Halothane, 2,4,4-Trimethyl-2-pentene, 2,4,4-Trimethyl-1-pentene, Thiophene, 2-Methylthiophene, 3-Methylthiophene, 2-Ethylthiophene, 1,2,3-Trimethylbenzene, Indan, Indene, 1,2,4,5-Tetramethylbenzene, Benzothiophene, 1-Methylnaphthalene.
Biological Tissue Matrix: EPA 3050B

The following analytes are included in our Massachusetts DEP Scope of Accreditation

Westborough Facility:

Drinking Water
EPA 300.0: Chloride, Nitrate-N, Fluoride, Sulfate; **EPA 353.2**: Nitrate-N, Nitrite-N; **SM4500NO3-F**: Nitrate-N, Nitrite-N; **SM4500F-C, SM4500CN-CE, EPA 180.1, SM2130B, SM4500Cl-D, SM2320B, SM2540C, SM4500H-B, SM4500NO2-B**
EPA 332: Perchlorate; **EPA 524.2:** THMs and VOCs; **EPA 504.1:** EDB, DBCP.
Microbiology: **SM9215B; SM9223-P/A, SM9223B-Colilert-QT,SM9222D**.

Non-Potable Water
SM4500H,B, EPA 120.1, SM2510B, SM2540C, SM2320B, SM4500CL-E, SM4500F-BC, SM4500NH3-BH: Ammonia-N and Kjeldahl-N, **EPA 350.1**: Ammonia-N, **LACHAT 10-107-06-1-B**: Ammonia-N, **EPA 351.1, SM4500NO3-F, EPA 353.2**: Nitrate-N**, SM4500P-E, SM4500P-B, E, SM4500SO4-E, SM5220D, EPA 410.4, SM5210B, SM5310C, SM4500CL-D, EPA 1664, EPA 420.1, SM4500-CN-CE, SM2540D, EPA 300: Chloride, Sulfate, Nitrate.**
EPA 624.1: Volatile Halocarbons & Aromatics,
EPA 608.3: Chlordane, Toxaphene, Aldrin, alpha-BHC, beta-BHC, gamma-BHC, delta-BHC, Dieldrin, DDD, DDE, DDT, Endosulfan I, Endosulfan II, Endosulfan sulfate, Endrin, Endrin Aldehyde, Heptachlor, Heptachlor Epoxide, PCBs
EPA 625.1: SVOC (Acid/Base/Neutral Extractables), **EPA 600/4-81-045**: PCB-Oil.
Microbiology: **SM9223B-Colilert-QT; Enterolert-QT, SM9221E, EPA 1600, EPA 1603, SM9222D.**

Mansfield Facility:

Drinking Water
EPA 200.7: Al, Ba, Cd, Cr, Cu, Fe, Mn, Ni, Na, Ag, Ca, Zn. **EPA 200.8:** Al, Sb, As, Ba, Be, Cd, Cr, Cu, Pb, Mn, Ni, Se, Ag, TL, Zn. **EPA 245.1** Hg.
EPA 522, EPA 537.1.

Non-Potable Water
EPA 200.7: Al, Sb, As, Be, Cd, Ca, Cr, Co, Cu, Fe, Pb, Mg, Mn, Mo, Ni, K, Se, Ag, Na, Sr, TL, Ti, V, Zn.
EPA 200.8: Al, Sb**,** As, Be, Cd, Cr, Cu, Fe, Pb, Mn, Ni, K, Se, Ag, Na, TL, Zn.
EPA 245.1 Hg.
SM2340B

For a complete listing of analytes and methods, please contact your Alpha Project Manager.

CHAIN OF CUSTODY

PAGE 1 OF 1

Date Rec'd in Lab: 11/14/22

ALPHA Job #: L2263831

ALPHA ANALYTICAL

Westborough, MA
TEL: 508-898-9220
FAX: 508-898-9193

Mansfield, MA
TEL: 508-822-9300
FAX: 508-822-3288

Client Information

Client: NHDES
Address: 29 Hazen Drive
Concord, NH 03302
Phone: 603-271-3649
Fax:
Email: see comments

☐ These samples have been Previously analyzed by Alpha

Project Information

Project Name: Troy Mills Landfill Superfund
Project Location: Troy, NH
Project #: 04.0190987.33
Project Manager: Michael Summerlin
ALPHA Quote #: Contract #1081921

Turn-Around Time

☒ Standard ☐ Rush (ONLY IF PRE-APPROVED)

Due Date: Time:

Report Information / Data Deliverables

☐ FAX ☒ EMAIL
☒ ADEx ☐ Add'l Deliverables

Billing Information

☒ Same as Client info PO #: 2589-00 "T"

Regulatory Requirements/Report Limits

State/Fed Program	Criteria
NHDES	Sampling and Analysis Plan limits

Other Project Specific Requirements/Comments/Detection Limits:

michael.d.summerlinjr@des.nh.gov. Please also email login receipts and lab reports to megan.murphy@gza.com and katherine.mcdonald@gza.com. Please provide excel files formatted for upload to the NHDES EMD and for GZA EQuIS upload.

Temperature Blank included in cooler.

ANALYSIS

Please check appropriate boxes below

ALPHA Lab ID (Lab Use Only)	Sample ID	Collection Date	Collection Time	Sample Matrix	Sampler's Initials	VOCs 8260 NHDES List	SVOCs (Acid/base/neutrals)	1,4-Dioxane	Total Metals (Mn)	Hardness	Sample Specific Comments	TOTAL # BOTTLES
63831-01	TRIP BLANK	11/11/22	08:00	AQ	MB	✔						2
-02	TRY_SW-100	11/11/22	11:20	SW	MB	✔	✔		✔	✔		6
-03	TRY_SW-3	11/11/22	12:25	SW	MB	✔	✔		✔	✔		6
-04	TRY_SW-3 DUP	11/11/22	12:25	SW	MB	✔	✔		✔	✔		6
-05	TRY_SW-4	11/11/22	14:10	SW	MB	✔	✔		✔	✔		6
-06	TRY_SW-1	11/11/22	14:30	SW	MB	✔	✔		✔	✔		6
-07	TRY_SW-LEACHATE	11/11/22	13:10	SW	MB	✔	✔		✔	✔		6
-08	TRY_SW-LEACHATE DUP	11/11/22	13:10	SW	MB	✔	✔		✔	✔		6

SAMPLE HANDLING
Filtration
☐ Done
☒ Not Needed
☐ Lab to do
Preservation
☐ Lab to do
(Please specify below)

Container Type	V	A	A	P	P							
Preservative	B	A	A	C	C							

Relinquished By:	Date/Time	Received By:	Date/Time
[signature]	11/14/22 0845	[signature]	11/14/22 845
[signature] 18:30	11/14/22	[signature] AAL	11/14/22 18:30
[signature] AAL	11/14/22 20:20	[signature]	11/14 2020

Please print clearly, legibly and completely. Samples can not be logged in and turnaround time clock will not start until any ambiguities are resolved. All samples submitted are subject to Alpha's Payment Terms.

FORM NO: 01-01(I-N)
(rev. 2-JAN-12)

ANALYTICAL REPORT

Lab Number:	L2263832
Client:	GZA GeoEnvironmental, Inc. / NHDES PO Box 95 29 Hazen Drive Concord, NH 03302-0095
ATTN:	Michael Summerlin
Phone:	(603) 271-3649
Project Name:	TROY MILLS LANDFILL SUPERFUND
Project Number:	04.0190987.33
Report Date:	11/30/22

The original project report/data package is held by Alpha Analytical. This report/data package is paginated and should be reproduced only in its entirety. Alpha Analytical holds no responsibility for results and/or data that are not consistent with the original.

Certifications & Approvals: MA (M-MA086), NH NELAP (2064), CT (PH-0574), IL (200077), ME (MA00086), MD (348), NJ (MA935), NY (11148), NC (25700/666), PA (68-03671), RI (LAO00065), TX (T104704476), VT (VT-0935), VA (460195), USDA (Permit #P330-17-00196).

Eight Walkup Drive, Westborough, MA 01581-1019
508-898-9220 (Fax) 508-898-9193 800-624-9220 - www.alphalab.com

Project Name: TROY MILLS LANDFILL SUPERFUND
Project Number: 04.0190987.33

Lab Number: L2263832
Report Date: 11/30/22

Alpha Sample ID	Client ID	Matrix	Sample Location	Collection Date/Time	Receive Date
L2263832-01	TRIP BLANK	WATER	TROY, NH	11/10/22 08:00	11/14/22
L2263832-02	TRY_MW-201SX	WATER	TROY, NH	11/10/22 09:55	11/14/22
L2263832-03	TRY_MW-204	WATER	TROY, NH	11/10/22 14:05	11/14/22
L2263832-04	TRY_MW-204 DUP	WATER	TROY, NH	11/10/22 14:05	11/14/22
L2263832-05	TRY_MW-101D	WATER	TROY, NH	11/10/22 10:00	11/14/22
L2263832-06	TRY_MW-A28	WATER	TROY, NH	11/10/22 14:00	11/14/22
L2263832-07	TRY_MW-A28 DUP	WATER	TROY, NH	11/10/22 14:00	11/14/22

Project Name:	TROY MILLS LANDFILL SUPERFUND	**Lab Number:**	L2263832
Project Number:	04.0190987.33	**Report Date:**	11/30/22

Case Narrative

The samples were received in accordance with the Chain of Custody and no significant deviations were encountered during the preparation or analysis unless otherwise noted. Sample Receipt, Container Information, and the Chain of Custody are located at the back of the report.

Results contained within this report relate only to the samples submitted under this Alpha Lab Number and meet NELAP requirements for all NELAP accredited parameters unless otherwise noted in the following narrative. The data presented in this report is organized by parameter (i.e. VOC, SVOC, etc.). Sample specific Quality Control data (i.e. Surrogate Spike Recovery) is reported at the end of the target analyte list for each individual sample, followed by the Laboratory Batch Quality Control at the end of each parameter. Tentatively Identified Compounds (TICs), if requested, are reported for compounds identified to be present and are not part of the method/program Target Compound List, even if only a subset of the TCL are being reported. If a sample was re-analyzed or re-extracted due to a required quality control corrective action and if both sets of data are reported, the Laboratory ID of the re-analysis or re-extraction is designated with an "R" or "RE", respectively.

When multiple Batch Quality Control elements are reported (e.g. more than one LCS), the associated samples for each element are noted in the grey shaded header line of each data table. Any Laboratory Batch, Sample Specific % recovery or RPD value that is outside the listed Acceptance Criteria is bolded in the report. In reference to questions H (CAM) or 4 (RCP) when "NO" is checked, the performance criteria for CAM and RCP methods allow for some quality control failures to occur and still be within method compliance. In these instances, the specific failure is not narrated but noted in the associated QC Outlier Summary Report, located directly after the Case Narrative. QC information is also incorporated in the Data Usability Assessment table (Format 11) of our Data Merger tool, where it can be reviewed in conjunction with the sample result, associated regulatory criteria and any associated data usability implications.

Soil/sediments, solids and tissues are reported on a dry weight basis unless otherwise noted. Definitions of all data qualifiers and acronyms used in this report are provided in the Glossary located at the back of the report.

HOLD POLICY - For samples submitted on hold, Alpha's policy is to hold samples (with the exception of Air canisters) free of charge for 21 calendar days from the date the project is completed. After 21 calendar days, we will dispose of all samples submitted including those put on hold unless you have contacted your Alpha Project Manager and made arrangements for Alpha to continue to hold the samples. Air canisters will be disposed after 3 business days from the date the project is completed.

Please contact Project Management at 800-624-9220 with any questions.

Project Name:	TROY MILLS LANDFILL SUPERFUND	**Lab Number:**	L2263832
Project Number:	04.0190987.33	**Report Date:**	11/30/22

Case Narrative (continued)

Semivolatile Organics

The WG1712532-2/-3 LCS/LCSD recoveries, associated with L2263832-02 through -07, are below the acceptance criteria for benzidine (0%/1%) and pyridine (LCS at 5%); however, they have been identified as "difficult" analytes. The results of the associated samples are reported.

I, the undersigned, attest under the pains and penalties of perjury that, to the best of my knowledge and belief and based upon my personal inquiry of those responsible for providing the information contained in this analytical report, such information is accurate and complete. This certificate of analysis is not complete unless this page accompanies any and all pages of this report.

Authorized Signature: Cristin Walker

Title: Technical Director/Representative

Date: 11/30/22

ORGANICS

VOLATILES

Project Name: TROY MILLS LANDFILL SUPERFUND **Lab Number:** L2263832

Project Number: 04.0190987.33 **Report Date:** 11/30/22

SAMPLE RESULTS

Lab ID: L2263832-01
Client ID: TRIP BLANK
Sample Location: TROY, NH

Date Collected: 11/10/22 08:00
Date Received: 11/14/22
Field Prep: Not Specified

Sample Depth:
Matrix: Water
Analytical Method: 1,8260D
Analytical Date: 11/20/22 15:28
Analyst: PID

Parameter	Result	Qualifier	Units	RL	MDL	Dilution Factor
Volatile Organics by GC/MS - Westborough Lab						
Methylene chloride	ND		ug/l	3.0	--	1
1,1-Dichloroethane	ND		ug/l	0.75	--	1
Chloroform	ND		ug/l	0.75	--	1
Carbon tetrachloride	ND		ug/l	0.50	--	1
1,2-Dichloropropane	ND		ug/l	1.8	--	1
Dibromochloromethane	ND		ug/l	0.50	--	1
1,1,2-Trichloroethane	ND		ug/l	0.75	--	1
Tetrachloroethene	ND		ug/l	0.50	--	1
Chlorobenzene	ND		ug/l	0.50	--	1
Trichlorofluoromethane	ND		ug/l	2.5	--	1
1,2-Dichloroethane	ND		ug/l	0.50	--	1
1,1,1-Trichloroethane	ND		ug/l	0.50	--	1
Bromodichloromethane	ND		ug/l	0.50	--	1
trans-1,3-Dichloropropene	ND		ug/l	0.50	--	1
cis-1,3-Dichloropropene	ND		ug/l	0.50	--	1
1,3-Dichloropropene, Total	ND		ug/l	0.50	--	1
1,1-Dichloropropene	ND		ug/l	2.5	--	1
Bromoform	ND		ug/l	2.0	--	1
1,1,2,2-Tetrachloroethane	ND		ug/l	0.50	--	1
Benzene	ND		ug/l	0.50	--	1
Toluene	ND		ug/l	0.75	--	1
Ethylbenzene	ND		ug/l	0.50	--	1
Chloromethane	ND		ug/l	2.5	--	1
Bromomethane	ND		ug/l	1.0	--	1
Vinyl chloride	ND		ug/l	1.0	--	1
Chloroethane	ND		ug/l	1.0	--	1
1,1-Dichloroethene	ND		ug/l	0.50	--	1
trans-1,2-Dichloroethene	ND		ug/l	0.75	--	1

Project Name: TROY MILLS LANDFILL SUPERFUND **Lab Number:** L2263832

Project Number: 04.0190987.33 **Report Date:** 11/30/22

SAMPLE RESULTS

Lab ID: L2263832-01 Date Collected: 11/10/22 08:00

Client ID: TRIP BLANK Date Received: 11/14/22

Sample Location: TROY, NH Field Prep: Not Specified

Sample Depth:

Parameter	Result	Qualifier	Units	RL	MDL	Dilution Factor
Volatile Organics by GC/MS - Westborough Lab						
1,2-Dichloroethene, Total	ND		ug/l	0.50	--	1
Trichloroethene	ND		ug/l	0.50	--	1
1,2-Dichlorobenzene	ND		ug/l	2.5	--	1
1,3-Dichlorobenzene	ND		ug/l	2.5	--	1
1,4-Dichlorobenzene	ND		ug/l	2.5	--	1
Methyl tert butyl ether	ND		ug/l	1.0	--	1
p/m-Xylene	ND		ug/l	1.0	--	1
o-Xylene	ND		ug/l	1.0	--	1
Xylenes, Total	ND		ug/l	1.0	--	1
cis-1,2-Dichloroethene	ND		ug/l	0.50	--	1
Dibromomethane	ND		ug/l	5.0	--	1
1,2,3-Trichloropropane	ND		ug/l	5.0	--	1
Styrene	ND		ug/l	1.0	--	1
Dichlorodifluoromethane	ND		ug/l	5.0	--	1
Acetone	ND		ug/l	5.0	--	1
Carbon disulfide	ND		ug/l	5.0	--	1
2-Butanone	ND		ug/l	5.0	--	1
4-Methyl-2-pentanone	ND		ug/l	5.0	--	1
2-Hexanone	ND		ug/l	5.0	--	1
Bromochloromethane	ND		ug/l	2.5	--	1
Tetrahydrofuran	ND		ug/l	5.0	--	1
2,2-Dichloropropane	ND		ug/l	2.5	--	1
1,2-Dibromoethane	ND		ug/l	2.0	--	1
1,1,1,2-Tetrachloroethane	ND		ug/l	0.50	--	1
Bromobenzene	ND		ug/l	2.5	--	1
n-Butylbenzene	ND		ug/l	0.50	--	1
sec-Butylbenzene	ND		ug/l	0.50	--	1
tert-Butylbenzene	ND		ug/l	2.5	--	1
o-Chlorotoluene	ND		ug/l	2.5	--	1
p-Chlorotoluene	ND		ug/l	2.5	--	1
1,2-Dibromo-3-chloropropane	ND		ug/l	2.5	--	1
Hexachlorobutadiene	ND		ug/l	0.50	--	1
Isopropylbenzene	ND		ug/l	0.50	--	1
p-Isopropyltoluene	ND		ug/l	0.50	--	1
Naphthalene	ND		ug/l	2.5	--	1
n-Propylbenzene	ND		ug/l	0.50	--	1
1,2,3-Trichlorobenzene	ND		ug/l	2.5	--	1

Project Name: TROY MILLS LANDFILL SUPERFUND **Lab Number:** L2263832

Project Number: 04.0190987.33 **Report Date:** 11/30/22

SAMPLE RESULTS

Lab ID: L2263832-01 Date Collected: 11/10/22 08:00

Client ID: TRIP BLANK Date Received: 11/14/22

Sample Location: TROY, NH Field Prep: Not Specified

Sample Depth:

Parameter	Result	Qualifier	Units	RL	MDL	Dilution Factor
Volatile Organics by GC/MS - Westborough Lab						
1,2,4-Trichlorobenzene	ND		ug/l	2.5	--	1
1,3,5-Trimethylbenzene	ND		ug/l	2.5	--	1
1,3,5-Trichlorobenzene	ND		ug/l	2.0	--	1
1,2,4-Trimethylbenzene	ND		ug/l	2.5	--	1
Ethyl ether	ND		ug/l	2.5	--	1
Isopropyl Ether	ND		ug/l	2.0	--	1
Tert-Butyl Alcohol	ND		ug/l	10	--	1
Ethyl-Tert-Butyl-Ether	ND		ug/l	2.0	--	1
Tertiary-Amyl Methyl Ether	ND		ug/l	2.0	--	1
1,4-Dioxane	ND		ug/l	250	--	1

Surrogate	% Recovery	Qualifier	Acceptance Criteria
1,2-Dichloroethane-d4	96		70-130
Toluene-d8	104		70-130
4-Bromofluorobenzene	101		70-130
Dibromofluoromethane	101		70-130

Project Name: TROY MILLS LANDFILL SUPERFUND **Lab Number:** L2263832

Project Number: 04.0190987.33 **Report Date:** 11/30/22

SAMPLE RESULTS

Lab ID: L2263832-02
Client ID: TRY_MW-201SX
Sample Location: TROY, NH

Date Collected: 11/10/22 09:55
Date Received: 11/14/22
Field Prep: Not Specified

Sample Depth:
Matrix: Water
Analytical Method: 1,8260D
Analytical Date: 11/20/22 15:52
Analyst: PID

Parameter	Result	Qualifier	Units	RL	MDL	Dilution Factor
Volatile Organics by GC/MS - Westborough Lab						
Methylene chloride	ND		ug/l	3.0	--	1
1,1-Dichloroethane	ND		ug/l	0.75	--	1
Chloroform	ND		ug/l	0.75	--	1
Carbon tetrachloride	ND		ug/l	0.50	--	1
1,2-Dichloropropane	ND		ug/l	1.8	--	1
Dibromochloromethane	ND		ug/l	0.50	--	1
1,1,2-Trichloroethane	ND		ug/l	0.75	--	1
Tetrachloroethene	ND		ug/l	0.50	--	1
Chlorobenzene	ND		ug/l	0.50	--	1
Trichlorofluoromethane	ND		ug/l	2.5	--	1
1,2-Dichloroethane	ND		ug/l	0.50	--	1
1,1,1-Trichloroethane	ND		ug/l	0.50	--	1
Bromodichloromethane	ND		ug/l	0.50	--	1
trans-1,3-Dichloropropene	ND		ug/l	0.50	--	1
cis-1,3-Dichloropropene	ND		ug/l	0.50	--	1
1,3-Dichloropropene, Total	ND		ug/l	0.50	--	1
1,1-Dichloropropene	ND		ug/l	2.5	--	1
Bromoform	ND		ug/l	2.0	--	1
1,1,2,2-Tetrachloroethane	ND		ug/l	0.50	--	1
Benzene	ND		ug/l	0.50	--	1
Toluene	ND		ug/l	0.75	--	1
Ethylbenzene	ND		ug/l	0.50	--	1
Chloromethane	ND		ug/l	2.5	--	1
Bromomethane	ND		ug/l	1.0	--	1
Vinyl chloride	ND		ug/l	1.0	--	1
Chloroethane	ND		ug/l	1.0	--	1
1,1-Dichloroethene	ND		ug/l	0.50	--	1
trans-1,2-Dichloroethene	ND		ug/l	0.75	--	1

Project Name: TROY MILLS LANDFILL SUPERFUND **Lab Number:** L2263832

Project Number: 04.0190987.33 **Report Date:** 11/30/22

SAMPLE RESULTS

Lab ID: L2263832-02 Date Collected: 11/10/22 09:55

Client ID: TRY_MW-201SX Date Received: 11/14/22

Sample Location: TROY, NH Field Prep: Not Specified

Sample Depth:

Parameter	Result	Qualifier	Units	RL	MDL	Dilution Factor
Volatile Organics by GC/MS - Westborough Lab						
1,2-Dichloroethene, Total	ND		ug/l	0.50	--	1
Trichloroethene	ND		ug/l	0.50	--	1
1,2-Dichlorobenzene	ND		ug/l	2.5	--	1
1,3-Dichlorobenzene	ND		ug/l	2.5	--	1
1,4-Dichlorobenzene	ND		ug/l	2.5	--	1
Methyl tert butyl ether	ND		ug/l	1.0	--	1
p/m-Xylene	ND		ug/l	1.0	--	1
o-Xylene	ND		ug/l	1.0	--	1
Xylenes, Total	ND		ug/l	1.0	--	1
cis-1,2-Dichloroethene	ND		ug/l	0.50	--	1
Dibromomethane	ND		ug/l	5.0	--	1
1,2,3-Trichloropropane	ND		ug/l	5.0	--	1
Styrene	ND		ug/l	1.0	--	1
Dichlorodifluoromethane	ND		ug/l	5.0	--	1
Acetone	ND		ug/l	5.0	--	1
Carbon disulfide	ND		ug/l	5.0	--	1
2-Butanone	ND		ug/l	5.0	--	1
4-Methyl-2-pentanone	ND		ug/l	5.0	--	1
2-Hexanone	ND		ug/l	5.0	--	1
Bromochloromethane	ND		ug/l	2.5	--	1
Tetrahydrofuran	ND		ug/l	5.0	--	1
2,2-Dichloropropane	ND		ug/l	2.5	--	1
1,2-Dibromoethane	ND		ug/l	2.0	--	1
1,1,1,2-Tetrachloroethane	ND		ug/l	0.50	--	1
Bromobenzene	ND		ug/l	2.5	--	1
n-Butylbenzene	0.80		ug/l	0.50	--	1
sec-Butylbenzene	12		ug/l	0.50	--	1
tert-Butylbenzene	4.8		ug/l	2.5	--	1
o-Chlorotoluene	ND		ug/l	2.5	--	1
p-Chlorotoluene	ND		ug/l	2.5	--	1
1,2-Dibromo-3-chloropropane	ND		ug/l	2.5	--	1
Hexachlorobutadiene	ND		ug/l	0.50	--	1
Isopropylbenzene	2.7		ug/l	0.50	--	1
p-Isopropyltoluene	ND		ug/l	0.50	--	1
Naphthalene	ND		ug/l	2.5	--	1
n-Propylbenzene	1.2		ug/l	0.50	--	1
1,2,3-Trichlorobenzene	ND		ug/l	2.5	--	1

Project Name: TROY MILLS LANDFILL SUPERFUND **Lab Number:** L2263832

Project Number: 04.0190987.33 **Report Date:** 11/30/22

SAMPLE RESULTS

Lab ID: L2263832-02 Date Collected: 11/10/22 09:55

Client ID: TRY_MW-201SX Date Received: 11/14/22

Sample Location: TROY, NH Field Prep: Not Specified

Sample Depth:

Parameter	Result	Qualifier	Units	RL	MDL	Dilution Factor
Volatile Organics by GC/MS - Westborough Lab						
1,2,4-Trichlorobenzene	ND		ug/l	2.5	--	1
1,3,5-Trimethylbenzene	ND		ug/l	2.5	--	1
1,3,5-Trichlorobenzene	ND		ug/l	2.0	--	1
1,2,4-Trimethylbenzene	5.9		ug/l	2.5	--	1
Ethyl ether	ND		ug/l	2.5	--	1
Isopropyl Ether	ND		ug/l	2.0	--	1
Tert-Butyl Alcohol	ND		ug/l	10	--	1
Ethyl-Tert-Butyl-Ether	ND		ug/l	2.0	--	1
Tertiary-Amyl Methyl Ether	ND		ug/l	2.0	--	1
1,4-Dioxane	ND		ug/l	250	--	1

Surrogate	% Recovery	Qualifier	Acceptance Criteria
1,2-Dichloroethane-d4	96		70-130
Toluene-d8	104		70-130
4-Bromofluorobenzene	115		70-130
Dibromofluoromethane	102		70-130

Project Name: TROY MILLS LANDFILL SUPERFUND **Lab Number:** L2263832

Project Number: 04.0190987.33 **Report Date:** 11/30/22

SAMPLE RESULTS

Lab ID: L2263832-03
Client ID: TRY_MW-204
Sample Location: TROY, NH

Date Collected: 11/10/22 14:05
Date Received: 11/14/22
Field Prep: Not Specified

Sample Depth:
Matrix: Water
Analytical Method: 1,8260D
Analytical Date: 11/20/22 16:15
Analyst: PID

Parameter	Result	Qualifier	Units	RL	MDL	Dilution Factor
Volatile Organics by GC/MS - Westborough Lab						
Methylene chloride	ND		ug/l	3.0	--	1
1,1-Dichloroethane	ND		ug/l	0.75	--	1
Chloroform	ND		ug/l	0.75	--	1
Carbon tetrachloride	ND		ug/l	0.50	--	1
1,2-Dichloropropane	ND		ug/l	1.8	--	1
Dibromochloromethane	ND		ug/l	0.50	--	1
1,1,2-Trichloroethane	ND		ug/l	0.75	--	1
Tetrachloroethene	ND		ug/l	0.50	--	1
Chlorobenzene	ND		ug/l	0.50	--	1
Trichlorofluoromethane	ND		ug/l	2.5	--	1
1,2-Dichloroethane	ND		ug/l	0.50	--	1
1,1,1-Trichloroethane	ND		ug/l	0.50	--	1
Bromodichloromethane	ND		ug/l	0.50	--	1
trans-1,3-Dichloropropene	ND		ug/l	0.50	--	1
cis-1,3-Dichloropropene	ND		ug/l	0.50	--	1
1,3-Dichloropropene, Total	ND		ug/l	0.50	--	1
1,1-Dichloropropene	ND		ug/l	2.5	--	1
Bromoform	ND		ug/l	2.0	--	1
1,1,2,2-Tetrachloroethane	ND		ug/l	0.50	--	1
Benzene	ND		ug/l	0.50	--	1
Toluene	ND		ug/l	0.75	--	1
Ethylbenzene	ND		ug/l	0.50	--	1
Chloromethane	ND		ug/l	2.5	--	1
Bromomethane	ND		ug/l	1.0	--	1
Vinyl chloride	ND		ug/l	1.0	--	1
Chloroethane	ND		ug/l	1.0	--	1
1,1-Dichloroethene	ND		ug/l	0.50	--	1
trans-1,2-Dichloroethene	ND		ug/l	0.75	--	1

Project Name: TROY MILLS LANDFILL SUPERFUND **Lab Number:** L2263832

Project Number: 04.0190987.33 **Report Date:** 11/30/22

SAMPLE RESULTS

Lab ID: L2263832-03 Date Collected: 11/10/22 14:05

Client ID: TRY_MW-204 Date Received: 11/14/22

Sample Location: TROY, NH Field Prep: Not Specified

Sample Depth:

Parameter	Result	Qualifier	Units	RL	MDL	Dilution Factor
Volatile Organics by GC/MS - Westborough Lab						
1,2-Dichloroethene, Total	ND		ug/l	0.50	--	1
Trichloroethene	ND		ug/l	0.50	--	1
1,2-Dichlorobenzene	ND		ug/l	2.5	--	1
1,3-Dichlorobenzene	ND		ug/l	2.5	--	1
1,4-Dichlorobenzene	ND		ug/l	2.5	--	1
Methyl tert butyl ether	ND		ug/l	1.0	--	1
p/m-Xylene	ND		ug/l	1.0	--	1
o-Xylene	ND		ug/l	1.0	--	1
Xylenes, Total	ND		ug/l	1.0	--	1
cis-1,2-Dichloroethene	ND		ug/l	0.50	--	1
Dibromomethane	ND		ug/l	5.0	--	1
1,2,3-Trichloropropane	ND		ug/l	5.0	--	1
Styrene	ND		ug/l	1.0	--	1
Dichlorodifluoromethane	ND		ug/l	5.0	--	1
Acetone	ND		ug/l	5.0	--	1
Carbon disulfide	ND		ug/l	5.0	--	1
2-Butanone	ND		ug/l	5.0	--	1
4-Methyl-2-pentanone	ND		ug/l	5.0	--	1
2-Hexanone	ND		ug/l	5.0	--	1
Bromochloromethane	ND		ug/l	2.5	--	1
Tetrahydrofuran	ND		ug/l	5.0	--	1
2,2-Dichloropropane	ND		ug/l	2.5	--	1
1,2-Dibromoethane	ND		ug/l	2.0	--	1
1,1,1,2-Tetrachloroethane	ND		ug/l	0.50	--	1
Bromobenzene	ND		ug/l	2.5	--	1
n-Butylbenzene	ND		ug/l	0.50	--	1
sec-Butylbenzene	11		ug/l	0.50	--	1
tert-Butylbenzene	2.5		ug/l	2.5	--	1
o-Chlorotoluene	ND		ug/l	2.5	--	1
p-Chlorotoluene	ND		ug/l	2.5	--	1
1,2-Dibromo-3-chloropropane	ND		ug/l	2.5	--	1
Hexachlorobutadiene	ND		ug/l	0.50	--	1
Isopropylbenzene	0.76		ug/l	0.50	--	1
p-Isopropyltoluene	ND		ug/l	0.50	--	1
Naphthalene	ND		ug/l	2.5	--	1
n-Propylbenzene	ND		ug/l	0.50	--	1
1,2,3-Trichlorobenzene	ND		ug/l	2.5	--	1

Project Name: TROY MILLS LANDFILL SUPERFUND **Lab Number:** L2263832

Project Number: 04.0190987.33 **Report Date:** 11/30/22

SAMPLE RESULTS

Lab ID: L2263832-03 Date Collected: 11/10/22 14:05

Client ID: TRY_MW-204 Date Received: 11/14/22

Sample Location: TROY, NH Field Prep: Not Specified

Sample Depth:

Parameter	Result	Qualifier	Units	RL	MDL	Dilution Factor
Volatile Organics by GC/MS - Westborough Lab						
1,2,4-Trichlorobenzene	ND		ug/l	2.5	--	1
1,3,5-Trimethylbenzene	ND		ug/l	2.5	--	1
1,3,5-Trichlorobenzene	ND		ug/l	2.0	--	1
1,2,4-Trimethylbenzene	ND		ug/l	2.5	--	1
Ethyl ether	ND		ug/l	2.5	--	1
Isopropyl Ether	ND		ug/l	2.0	--	1
Tert-Butyl Alcohol	ND		ug/l	10	--	1
Ethyl-Tert-Butyl-Ether	ND		ug/l	2.0	--	1
Tertiary-Amyl Methyl Ether	ND		ug/l	2.0	--	1
1,4-Dioxane	ND		ug/l	250	--	1

Surrogate	% Recovery	Qualifier	Acceptance Criteria
1,2-Dichloroethane-d4	94		70-130
Toluene-d8	104		70-130
4-Bromofluorobenzene	109		70-130
Dibromofluoromethane	100		70-130

Project Name: TROY MILLS LANDFILL SUPERFUND **Lab Number:** L2263832

Project Number: 04.0190987.33 **Report Date:** 11/30/22

SAMPLE RESULTS

Lab ID: L2263832-04
Client ID: TRY_MW-204 DUP
Sample Location: TROY, NH

Date Collected: 11/10/22 14:05
Date Received: 11/14/22
Field Prep: Not Specified

Sample Depth:
Matrix: Water
Analytical Method: 1,8260D
Analytical Date: 11/20/22 16:38
Analyst: PID

Parameter	Result	Qualifier	Units	RL	MDL	Dilution Factor
Volatile Organics by GC/MS - Westborough Lab						
Methylene chloride	ND		ug/l	3.0	--	1
1,1-Dichloroethane	ND		ug/l	0.75	--	1
Chloroform	ND		ug/l	0.75	--	1
Carbon tetrachloride	ND		ug/l	0.50	--	1
1,2-Dichloropropane	ND		ug/l	1.8	--	1
Dibromochloromethane	ND		ug/l	0.50	--	1
1,1,2-Trichloroethane	ND		ug/l	0.75	--	1
Tetrachloroethene	ND		ug/l	0.50	--	1
Chlorobenzene	ND		ug/l	0.50	--	1
Trichlorofluoromethane	ND		ug/l	2.5	--	1
1,2-Dichloroethane	ND		ug/l	0.50	--	1
1,1,1-Trichloroethane	ND		ug/l	0.50	--	1
Bromodichloromethane	ND		ug/l	0.50	--	1
trans-1,3-Dichloropropene	ND		ug/l	0.50	--	1
cis-1,3-Dichloropropene	ND		ug/l	0.50	--	1
1,3-Dichloropropene, Total	ND		ug/l	0.50	--	1
1,1-Dichloropropene	ND		ug/l	2.5	--	1
Bromoform	ND		ug/l	2.0	--	1
1,1,2,2-Tetrachloroethane	ND		ug/l	0.50	--	1
Benzene	ND		ug/l	0.50	--	1
Toluene	ND		ug/l	0.75	--	1
Ethylbenzene	ND		ug/l	0.50	--	1
Chloromethane	ND		ug/l	2.5	--	1
Bromomethane	ND		ug/l	1.0	--	1
Vinyl chloride	ND		ug/l	1.0	--	1
Chloroethane	ND		ug/l	1.0	--	1
1,1-Dichloroethene	ND		ug/l	0.50	--	1
trans-1,2-Dichloroethene	ND		ug/l	0.75	--	1

Project Name: TROY MILLS LANDFILL SUPERFUND **Lab Number:** L2263832

Project Number: 04.0190987.33 **Report Date:** 11/30/22

SAMPLE RESULTS

Lab ID: L2263832-04 Date Collected: 11/10/22 14:05

Client ID: TRY_MW-204 DUP Date Received: 11/14/22

Sample Location: TROY, NH Field Prep: Not Specified

Sample Depth:

Parameter	Result	Qualifier	Units	RL	MDL	Dilution Factor
Volatile Organics by GC/MS - Westborough Lab						
1,2-Dichloroethene, Total	ND		ug/l	0.50	--	1
Trichloroethene	ND		ug/l	0.50	--	1
1,2-Dichlorobenzene	ND		ug/l	2.5	--	1
1,3-Dichlorobenzene	ND		ug/l	2.5	--	1
1,4-Dichlorobenzene	ND		ug/l	2.5	--	1
Methyl tert butyl ether	ND		ug/l	1.0	--	1
p/m-Xylene	ND		ug/l	1.0	--	1
o-Xylene	ND		ug/l	1.0	--	1
Xylenes, Total	ND		ug/l	1.0	--	1
cis-1,2-Dichloroethene	ND		ug/l	0.50	--	1
Dibromomethane	ND		ug/l	5.0	--	1
1,2,3-Trichloropropane	ND		ug/l	5.0	--	1
Styrene	ND		ug/l	1.0	--	1
Dichlorodifluoromethane	ND		ug/l	5.0	--	1
Acetone	ND		ug/l	5.0	--	1
Carbon disulfide	ND		ug/l	5.0	--	1
2-Butanone	ND		ug/l	5.0	--	1
4-Methyl-2-pentanone	ND		ug/l	5.0	--	1
2-Hexanone	ND		ug/l	5.0	--	1
Bromochloromethane	ND		ug/l	2.5	--	1
Tetrahydrofuran	ND		ug/l	5.0	--	1
2,2-Dichloropropane	ND		ug/l	2.5	--	1
1,2-Dibromoethane	ND		ug/l	2.0	--	1
1,1,1,2-Tetrachloroethane	ND		ug/l	0.50	--	1
Bromobenzene	ND		ug/l	2.5	--	1
n-Butylbenzene	ND		ug/l	0.50	--	1
sec-Butylbenzene	11		ug/l	0.50	--	1
tert-Butylbenzene	2.6		ug/l	2.5	--	1
o-Chlorotoluene	ND		ug/l	2.5	--	1
p-Chlorotoluene	ND		ug/l	2.5	--	1
1,2-Dibromo-3-chloropropane	ND		ug/l	2.5	--	1
Hexachlorobutadiene	ND		ug/l	0.50	--	1
Isopropylbenzene	0.86		ug/l	0.50	--	1
p-Isopropyltoluene	ND		ug/l	0.50	--	1
Naphthalene	ND		ug/l	2.5	--	1
n-Propylbenzene	ND		ug/l	0.50	--	1
1,2,3-Trichlorobenzene	ND		ug/l	2.5	--	1

Project Name: TROY MILLS LANDFILL SUPERFUND **Lab Number:** L2263832

Project Number: 04.0190987.33 **Report Date:** 11/30/22

SAMPLE RESULTS

Lab ID: L2263832-04 Date Collected: 11/10/22 14:05

Client ID: TRY_MW-204 DUP Date Received: 11/14/22

Sample Location: TROY, NH Field Prep: Not Specified

Sample Depth:

Parameter	Result	Qualifier	Units	RL	MDL	Dilution Factor
Volatile Organics by GC/MS - Westborough Lab						
1,2,4-Trichlorobenzene	ND		ug/l	2.5	--	1
1,3,5-Trimethylbenzene	ND		ug/l	2.5	--	1
1,3,5-Trichlorobenzene	ND		ug/l	2.0	--	1
1,2,4-Trimethylbenzene	ND		ug/l	2.5	--	1
Ethyl ether	ND		ug/l	2.5	--	1
Isopropyl Ether	ND		ug/l	2.0	--	1
Tert-Butyl Alcohol	ND		ug/l	10	--	1
Ethyl-Tert-Butyl-Ether	ND		ug/l	2.0	--	1
Tertiary-Amyl Methyl Ether	ND		ug/l	2.0	--	1
1,4-Dioxane	ND		ug/l	250	--	1

Surrogate	% Recovery	Qualifier	Acceptance Criteria
1,2-Dichloroethane-d4	94		70-130
Toluene-d8	104		70-130
4-Bromofluorobenzene	109		70-130
Dibromofluoromethane	101		70-130

Project Name: TROY MILLS LANDFILL SUPERFUND **Lab Number:** L2263832

Project Number: 04.0190987.33 **Report Date:** 11/30/22

SAMPLE RESULTS

Lab ID: L2263832-05
Client ID: TRY_MW-101D
Sample Location: TROY, NH

Date Collected: 11/10/22 10:00
Date Received: 11/14/22
Field Prep: Not Specified

Sample Depth:
Matrix: Water
Analytical Method: 1,8260D
Analytical Date: 11/20/22 17:01
Analyst: PID

Parameter	Result	Qualifier	Units	RL	MDL	Dilution Factor
Volatile Organics by GC/MS - Westborough Lab						
Methylene chloride	ND		ug/l	3.0	--	1
1,1-Dichloroethane	ND		ug/l	0.75	--	1
Chloroform	ND		ug/l	0.75	--	1
Carbon tetrachloride	ND		ug/l	0.50	--	1
1,2-Dichloropropane	ND		ug/l	1.8	--	1
Dibromochloromethane	ND		ug/l	0.50	--	1
1,1,2-Trichloroethane	ND		ug/l	0.75	--	1
Tetrachloroethene	ND		ug/l	0.50	--	1
Chlorobenzene	ND		ug/l	0.50	--	1
Trichlorofluoromethane	ND		ug/l	2.5	--	1
1,2-Dichloroethane	ND		ug/l	0.50	--	1
1,1,1-Trichloroethane	ND		ug/l	0.50	--	1
Bromodichloromethane	ND		ug/l	0.50	--	1
trans-1,3-Dichloropropene	ND		ug/l	0.50	--	1
cis-1,3-Dichloropropene	ND		ug/l	0.50	--	1
1,3-Dichloropropene, Total	ND		ug/l	0.50	--	1
1,1-Dichloropropene	ND		ug/l	2.5	--	1
Bromoform	ND		ug/l	2.0	--	1
1,1,2,2-Tetrachloroethane	ND		ug/l	0.50	--	1
Benzene	ND		ug/l	0.50	--	1
Toluene	ND		ug/l	0.75	--	1
Ethylbenzene	ND		ug/l	0.50	--	1
Chloromethane	ND		ug/l	2.5	--	1
Bromomethane	ND		ug/l	1.0	--	1
Vinyl chloride	ND		ug/l	1.0	--	1
Chloroethane	ND		ug/l	1.0	--	1
1,1-Dichloroethene	ND		ug/l	0.50	--	1
trans-1,2-Dichloroethene	ND		ug/l	0.75	--	1

Project Name: TROY MILLS LANDFILL SUPERFUND **Lab Number:** L2263832

Project Number: 04.0190987.33 **Report Date:** 11/30/22

SAMPLE RESULTS

Lab ID: L2263832-05 Date Collected: 11/10/22 10:00

Client ID: TRY_MW-101D Date Received: 11/14/22

Sample Location: TROY, NH Field Prep: Not Specified

Sample Depth:

Parameter	Result	Qualifier	Units	RL	MDL	Dilution Factor
Volatile Organics by GC/MS - Westborough Lab						
1,2-Dichloroethene, Total	ND		ug/l	0.50	--	1
Trichloroethene	ND		ug/l	0.50	--	1
1,2-Dichlorobenzene	ND		ug/l	2.5	--	1
1,3-Dichlorobenzene	ND		ug/l	2.5	--	1
1,4-Dichlorobenzene	ND		ug/l	2.5	--	1
Methyl tert butyl ether	ND		ug/l	1.0	--	1
p/m-Xylene	ND		ug/l	1.0	--	1
o-Xylene	ND		ug/l	1.0	--	1
Xylenes, Total	ND		ug/l	1.0	--	1
cis-1,2-Dichloroethene	ND		ug/l	0.50	--	1
Dibromomethane	ND		ug/l	5.0	--	1
1,2,3-Trichloropropane	ND		ug/l	5.0	--	1
Styrene	ND		ug/l	1.0	--	1
Dichlorodifluoromethane	ND		ug/l	5.0	--	1
Acetone	ND		ug/l	5.0	--	1
Carbon disulfide	ND		ug/l	5.0	--	1
2-Butanone	ND		ug/l	5.0	--	1
4-Methyl-2-pentanone	ND		ug/l	5.0	--	1
2-Hexanone	ND		ug/l	5.0	--	1
Bromochloromethane	ND		ug/l	2.5	--	1
Tetrahydrofuran	ND		ug/l	5.0	--	1
2,2-Dichloropropane	ND		ug/l	2.5	--	1
1,2-Dibromoethane	ND		ug/l	2.0	--	1
1,1,1,2-Tetrachloroethane	ND		ug/l	0.50	--	1
Bromobenzene	ND		ug/l	2.5	--	1
n-Butylbenzene	ND		ug/l	0.50	--	1
sec-Butylbenzene	ND		ug/l	0.50	--	1
tert-Butylbenzene	ND		ug/l	2.5	--	1
o-Chlorotoluene	ND		ug/l	2.5	--	1
p-Chlorotoluene	ND		ug/l	2.5	--	1
1,2-Dibromo-3-chloropropane	ND		ug/l	2.5	--	1
Hexachlorobutadiene	ND		ug/l	0.50	--	1
Isopropylbenzene	ND		ug/l	0.50	--	1
p-Isopropyltoluene	ND		ug/l	0.50	--	1
Naphthalene	ND		ug/l	2.5	--	1
n-Propylbenzene	ND		ug/l	0.50	--	1
1,2,3-Trichlorobenzene	ND		ug/l	2.5	--	1

Project Name: TROY MILLS LANDFILL SUPERFUND **Lab Number:** L2263832

Project Number: 04.0190987.33 **Report Date:** 11/30/22

SAMPLE RESULTS

Lab ID: L2263832-05 Date Collected: 11/10/22 10:00

Client ID: TRY_MW-101D Date Received: 11/14/22

Sample Location: TROY, NH Field Prep: Not Specified

Sample Depth:

Parameter	Result	Qualifier	Units	RL	MDL	Dilution Factor
Volatile Organics by GC/MS - Westborough Lab						
1,2,4-Trichlorobenzene	ND		ug/l	2.5	--	1
1,3,5-Trimethylbenzene	ND		ug/l	2.5	--	1
1,3,5-Trichlorobenzene	ND		ug/l	2.0	--	1
1,2,4-Trimethylbenzene	ND		ug/l	2.5	--	1
Ethyl ether	ND		ug/l	2.5	--	1
Isopropyl Ether	ND		ug/l	2.0	--	1
Tert-Butyl Alcohol	ND		ug/l	10	--	1
Ethyl-Tert-Butyl-Ether	ND		ug/l	2.0	--	1
Tertiary-Amyl Methyl Ether	ND		ug/l	2.0	--	1
1,4-Dioxane	ND		ug/l	250	--	1

Surrogate	% Recovery	Qualifier	Acceptance Criteria
1,2-Dichloroethane-d4	94		70-130
Toluene-d8	106		70-130
4-Bromofluorobenzene	92		70-130
Dibromofluoromethane	100		70-130

Project Name: TROY MILLS LANDFILL SUPERFUND **Lab Number:** L2263832

Project Number: 04.0190987.33 **Report Date:** 11/30/22

SAMPLE RESULTS

Lab ID: L2263832-06
Client ID: TRY_MW-A28
Sample Location: TROY, NH

Date Collected: 11/10/22 14:00
Date Received: 11/14/22
Field Prep: Not Specified

Sample Depth:
Matrix: Water
Analytical Method: 1,8260D
Analytical Date: 11/20/22 17:24
Analyst: PID

Parameter	Result	Qualifier	Units	RL	MDL	Dilution Factor
Volatile Organics by GC/MS - Westborough Lab						
Methylene chloride	ND		ug/l	3.0	--	1
1,1-Dichloroethane	ND		ug/l	0.75	--	1
Chloroform	ND		ug/l	0.75	--	1
Carbon tetrachloride	ND		ug/l	0.50	--	1
1,2-Dichloropropane	ND		ug/l	1.8	--	1
Dibromochloromethane	ND		ug/l	0.50	--	1
1,1,2-Trichloroethane	ND		ug/l	0.75	--	1
Tetrachloroethene	ND		ug/l	0.50	--	1
Chlorobenzene	ND		ug/l	0.50	--	1
Trichlorofluoromethane	ND		ug/l	2.5	--	1
1,2-Dichloroethane	ND		ug/l	0.50	--	1
1,1,1-Trichloroethane	ND		ug/l	0.50	--	1
Bromodichloromethane	ND		ug/l	0.50	--	1
trans-1,3-Dichloropropene	ND		ug/l	0.50	--	1
cis-1,3-Dichloropropene	ND		ug/l	0.50	--	1
1,3-Dichloropropene, Total	ND		ug/l	0.50	--	1
1,1-Dichloropropene	ND		ug/l	2.5	--	1
Bromoform	ND		ug/l	2.0	--	1
1,1,2,2-Tetrachloroethane	ND		ug/l	0.50	--	1
Benzene	ND		ug/l	0.50	--	1
Toluene	ND		ug/l	0.75	--	1
Ethylbenzene	ND		ug/l	0.50	--	1
Chloromethane	ND		ug/l	2.5	--	1
Bromomethane	ND		ug/l	1.0	--	1
Vinyl chloride	ND		ug/l	1.0	--	1
Chloroethane	ND		ug/l	1.0	--	1
1,1-Dichloroethene	ND		ug/l	0.50	--	1
trans-1,2-Dichloroethene	ND		ug/l	0.75	--	1

Project Name: TROY MILLS LANDFILL SUPERFUND **Lab Number:** L2263832

Project Number: 04.0190987.33 **Report Date:** 11/30/22

SAMPLE RESULTS

Lab ID: L2263832-06 Date Collected: 11/10/22 14:00

Client ID: TRY_MW-A28 Date Received: 11/14/22

Sample Location: TROY, NH Field Prep: Not Specified

Sample Depth:

Parameter	Result	Qualifier	Units	RL	MDL	Dilution Factor
Volatile Organics by GC/MS - Westborough Lab						
1,2-Dichloroethene, Total	ND		ug/l	0.50	--	1
Trichloroethene	ND		ug/l	0.50	--	1
1,2-Dichlorobenzene	ND		ug/l	2.5	--	1
1,3-Dichlorobenzene	ND		ug/l	2.5	--	1
1,4-Dichlorobenzene	ND		ug/l	2.5	--	1
Methyl tert butyl ether	ND		ug/l	1.0	--	1
p/m-Xylene	ND		ug/l	1.0	--	1
o-Xylene	ND		ug/l	1.0	--	1
Xylenes, Total	ND		ug/l	1.0	--	1
cis-1,2-Dichloroethene	ND		ug/l	0.50	--	1
Dibromomethane	ND		ug/l	5.0	--	1
1,2,3-Trichloropropane	ND		ug/l	5.0	--	1
Styrene	ND		ug/l	1.0	--	1
Dichlorodifluoromethane	ND		ug/l	5.0	--	1
Acetone	9.0		ug/l	5.0	--	1
Carbon disulfide	ND		ug/l	5.0	--	1
2-Butanone	ND		ug/l	5.0	--	1
4-Methyl-2-pentanone	ND		ug/l	5.0	--	1
2-Hexanone	ND		ug/l	5.0	--	1
Bromochloromethane	ND		ug/l	2.5	--	1
Tetrahydrofuran	ND		ug/l	5.0	--	1
2,2-Dichloropropane	ND		ug/l	2.5	--	1
1,2-Dibromoethane	ND		ug/l	2.0	--	1
1,1,1,2-Tetrachloroethane	ND		ug/l	0.50	--	1
Bromobenzene	ND		ug/l	2.5	--	1
n-Butylbenzene	1.4		ug/l	0.50	--	1
sec-Butylbenzene	3.3		ug/l	0.50	--	1
tert-Butylbenzene	ND		ug/l	2.5	--	1
o-Chlorotoluene	ND		ug/l	2.5	--	1
p-Chlorotoluene	ND		ug/l	2.5	--	1
1,2-Dibromo-3-chloropropane	ND		ug/l	2.5	--	1
Hexachlorobutadiene	ND		ug/l	0.50	--	1
Isopropylbenzene	3.2		ug/l	0.50	--	1
p-Isopropyltoluene	2.2		ug/l	0.50	--	1
Naphthalene	ND		ug/l	2.5	--	1
n-Propylbenzene	4.4		ug/l	0.50	--	1
1,2,3-Trichlorobenzene	ND		ug/l	2.5	--	1

Project Name: TROY MILLS LANDFILL SUPERFUND **Lab Number:** L2263832

Project Number: 04.0190987.33 **Report Date:** 11/30/22

SAMPLE RESULTS

Lab ID: L2263832-06 Date Collected: 11/10/22 14:00

Client ID: TRY_MW-A28 Date Received: 11/14/22

Sample Location: TROY, NH Field Prep: Not Specified

Sample Depth:

Parameter	Result	Qualifier	Units	RL	MDL	Dilution Factor
Volatile Organics by GC/MS - Westborough Lab						
1,2,4-Trichlorobenzene	ND		ug/l	2.5	--	1
1,3,5-Trimethylbenzene	ND		ug/l	2.5	--	1
1,3,5-Trichlorobenzene	ND		ug/l	2.0	--	1
1,2,4-Trimethylbenzene	31		ug/l	2.5	--	1
Ethyl ether	ND		ug/l	2.5	--	1
Isopropyl Ether	ND		ug/l	2.0	--	1
Tert-Butyl Alcohol	ND		ug/l	10	--	1
Ethyl-Tert-Butyl-Ether	ND		ug/l	2.0	--	1
Tertiary-Amyl Methyl Ether	ND		ug/l	2.0	--	1
1,4-Dioxane	ND		ug/l	250	--	1

Surrogate	% Recovery	Qualifier	Acceptance Criteria
1,2-Dichloroethane-d4	94		70-130
Toluene-d8	104		70-130
4-Bromofluorobenzene	102		70-130
Dibromofluoromethane	99		70-130

Project Name: TROY MILLS LANDFILL SUPERFUND **Lab Number:** L2263832

Project Number: 04.0190987.33 **Report Date:** 11/30/22

Method Blank Analysis
Batch Quality Control

Analytical Method: 1,8260D
Analytical Date: 11/20/22 09:58
Analyst: NLK

Parameter	Result	Qualifier	Units	RL	MDL
Volatile Organics by GC/MS - Westborough Lab for sample(s): 01-06 Batch: WG1714913-5					
Methylene chloride	ND		ug/l	3.0	--
1,1-Dichloroethane	ND		ug/l	0.75	--
Chloroform	ND		ug/l	0.75	--
Carbon tetrachloride	ND		ug/l	0.50	--
1,2-Dichloropropane	ND		ug/l	1.8	--
Dibromochloromethane	ND		ug/l	0.50	--
1,1,2-Trichloroethane	ND		ug/l	0.75	--
Tetrachloroethene	ND		ug/l	0.50	--
Chlorobenzene	ND		ug/l	0.50	--
Trichlorofluoromethane	ND		ug/l	2.5	--
1,2-Dichloroethane	ND		ug/l	0.50	--
1,1,1-Trichloroethane	ND		ug/l	0.50	--
Bromodichloromethane	ND		ug/l	0.50	--
trans-1,3-Dichloropropene	ND		ug/l	0.50	--
cis-1,3-Dichloropropene	ND		ug/l	0.50	--
1,3-Dichloropropene, Total	ND		ug/l	0.50	--
1,1-Dichloropropene	ND		ug/l	2.5	--
Bromoform	ND		ug/l	2.0	--
1,1,2,2-Tetrachloroethane	ND		ug/l	0.50	--
Benzene	ND		ug/l	0.50	--
Toluene	ND		ug/l	0.75	--
Ethylbenzene	ND		ug/l	0.50	--
Chloromethane	ND		ug/l	2.5	--
Bromomethane	ND		ug/l	1.0	--
Vinyl chloride	ND		ug/l	1.0	--
Chloroethane	ND		ug/l	1.0	--
1,1-Dichloroethene	ND		ug/l	0.50	--
trans-1,2-Dichloroethene	ND		ug/l	0.75	--
1,2-Dichloroethene, Total	ND		ug/l	0.50	--

Project Name: TROY MILLS LANDFILL SUPERFUND **Lab Number:** L2263832

Project Number: 04.0190987.33 **Report Date:** 11/30/22

Method Blank Analysis
Batch Quality Control

Analytical Method: 1,8260D
Analytical Date: 11/20/22 09:58
Analyst: NLK

Parameter	Result	Qualifier	Units	RL	MDL
Volatile Organics by GC/MS - Westborough Lab for sample(s): 01-06 Batch: WG1714913-5					
Trichloroethene	ND		ug/l	0.50	--
1,2-Dichlorobenzene	ND		ug/l	2.5	--
1,3-Dichlorobenzene	ND		ug/l	2.5	--
1,4-Dichlorobenzene	ND		ug/l	2.5	--
Methyl tert butyl ether	ND		ug/l	1.0	--
p/m-Xylene	ND		ug/l	1.0	--
o-Xylene	ND		ug/l	1.0	--
Xylenes, Total	ND		ug/l	1.0	--
cis-1,2-Dichloroethene	ND		ug/l	0.50	--
Dibromomethane	ND		ug/l	5.0	--
1,2,3-Trichloropropane	ND		ug/l	5.0	--
Styrene	ND		ug/l	1.0	--
Dichlorodifluoromethane	ND		ug/l	5.0	--
Acetone	ND		ug/l	5.0	--
Carbon disulfide	ND		ug/l	5.0	--
2-Butanone	ND		ug/l	5.0	--
4-Methyl-2-pentanone	ND		ug/l	5.0	--
2-Hexanone	ND		ug/l	5.0	--
Bromochloromethane	ND		ug/l	2.5	--
Tetrahydrofuran	ND		ug/l	5.0	--
2,2-Dichloropropane	ND		ug/l	2.5	--
1,2-Dibromoethane	ND		ug/l	2.0	--
1,1,1,2-Tetrachloroethane	ND		ug/l	0.50	--
Bromobenzene	ND		ug/l	2.5	--
n-Butylbenzene	ND		ug/l	0.50	--
sec-Butylbenzene	ND		ug/l	0.50	--
tert-Butylbenzene	ND		ug/l	2.5	--
o-Chlorotoluene	ND		ug/l	2.5	--
p-Chlorotoluene	ND		ug/l	2.5	--

Project Name: TROY MILLS LANDFILL SUPERFUND **Lab Number:** L2263832

Project Number: 04.0190987.33 **Report Date:** 11/30/22

Method Blank Analysis
Batch Quality Control

Analytical Method: 1,8260D
Analytical Date: 11/20/22 09:58
Analyst: NLK

Parameter	Result	Qualifier	Units	RL	MDL
Volatile Organics by GC/MS - Westborough Lab for sample(s): 01-06 Batch: WG1714913-5					
1,2-Dibromo-3-chloropropane	ND		ug/l	2.5	--
Hexachlorobutadiene	ND		ug/l	0.50	--
Isopropylbenzene	ND		ug/l	0.50	--
p-Isopropyltoluene	ND		ug/l	0.50	--
Naphthalene	ND		ug/l	2.5	--
n-Propylbenzene	ND		ug/l	0.50	--
1,2,3-Trichlorobenzene	ND		ug/l	2.5	--
1,2,4-Trichlorobenzene	ND		ug/l	2.5	--
1,3,5-Trimethylbenzene	ND		ug/l	2.5	--
1,3,5-Trichlorobenzene	ND		ug/l	2.0	--
1,2,4-Trimethylbenzene	ND		ug/l	2.5	--
Ethyl ether	ND		ug/l	2.5	--
Isopropyl Ether	ND		ug/l	2.0	--
Tert-Butyl Alcohol	ND		ug/l	10	--
Ethyl-Tert-Butyl-Ether	ND		ug/l	2.0	--
Tertiary-Amyl Methyl Ether	ND		ug/l	2.0	--
1,4-Dioxane	ND		ug/l	250	--

Surrogate	%Recovery	Qualifier	Acceptance Criteria
1,2-Dichloroethane-d4	95		70-130
Toluene-d8	105		70-130
4-Bromofluorobenzene	100		70-130
Dibromofluoromethane	101		70-130

Lab Control Sample Analysis
Batch Quality Control

Project Name: TROY MILLS LANDFILL SUPERFUND
Project Number: 04.0190987.33
Lab Number: L2263832
Report Date: 11/30/22

Parameter	LCS %Recovery	Qual	LCSD %Recovery	Qual	%Recovery Limits	RPD	Qual	RPD Limits
Volatile Organics by GC/MS - Westborough Lab Associated sample(s): 01-06 Batch: WG1714913-3 WG1714913-4								
Methylene chloride	98		98		70-130	0		20
1,1-Dichloroethane	90		88		70-130	2		20
Chloroform	97		96		70-130	1		20
Carbon tetrachloride	83		81		63-132	2		20
1,2-Dichloropropane	89		88		70-130	1		20
Dibromochloromethane	87		89		63-130	2		20
1,1,2-Trichloroethane	96		99		70-130	3		20
Tetrachloroethene	96		93		70-130	3		20
Chlorobenzene	100		100		75-130	0		25
Trichlorofluoromethane	110		110		62-150	0		20
1,2-Dichloroethane	87		88		70-130	1		20
1,1,1-Trichloroethane	92		91		67-130	1		20
Bromodichloromethane	89		91		67-130	2		20
trans-1,3-Dichloropropene	88		89		70-130	1		20
cis-1,3-Dichloropropene	86		86		70-130	0		20
1,1-Dichloropropene	90		87		70-130	3		20
Bromoform	78		76		54-136	3		20
1,1,2,2-Tetrachloroethane	91		94		67-130	3		20
Benzene	97		94		70-130	3		25
Toluene	100		98		70-130	2		25
Ethylbenzene	99		97		70-130	2		20
Chloromethane	86		82		64-130	5		20
Bromomethane	75		80		39-139	6		20

Lab Control Sample Analysis
Batch Quality Control

Project Name: TROY MILLS LANDFILL SUPERFUND
Project Number: 04.0190987.33
Lab Number: L2263832
Report Date: 11/30/22

Parameter	LCS %Recovery	Qual	LCSD %Recovery	Qual	%Recovery Limits	RPD	Qual	RPD Limits
Volatile Organics by GC/MS - Westborough Lab Associated sample(s): 01-06 Batch: WG1714913-3 WG1714913-4								
Vinyl chloride	90		85		55-140	6		20
Chloroethane	120		110		55-138	9		20
1,1-Dichloroethene	96		91		61-145	5		25
trans-1,2-Dichloroethene	96		92		70-130	4		20
Trichloroethene	87		85		70-130	2		25
1,2-Dichlorobenzene	93		97		70-130	4		20
1,3-Dichlorobenzene	100		97		70-130	3		20
1,4-Dichlorobenzene	100		97		70-130	3		20
Methyl tert butyl ether	82		86		63-130	5		20
p/m-Xylene	100		95		70-130	5		20
o-Xylene	105		100		70-130	5		20
cis-1,2-Dichloroethene	97		95		70-130	2		20
Dibromomethane	87		90		70-130	3		20
1,2,3-Trichloropropane	86		89		64-130	3		20
Styrene	100		100		70-130	0		20
Dichlorodifluoromethane	83		81		36-147	2		20
Acetone	88		95		58-148	8		20
Carbon disulfide	94		89		51-130	5		20
2-Butanone	79		86		63-138	8		20
4-Methyl-2-pentanone	74		81		59-130	9		20
2-Hexanone	86		94		57-130	9		20
Bromochloromethane	97		95		70-130	2		20
Tetrahydrofuran	72		84		58-130	15		20

Lab Control Sample Analysis
Batch Quality Control

Project Name: TROY MILLS LANDFILL SUPERFUND
Project Number: 04.0190987.33
Lab Number: L2263832
Report Date: 11/30/22

Parameter	LCS %Recovery	Qual	LCSD %Recovery	Qual	%Recovery Limits	RPD	Qual	RPD Limits
Volatile Organics by GC/MS - Westborough Lab Associated sample(s): 01-06 Batch: WG1714913-3 WG1714913-4								
2,2-Dichloropropane	92		89		63-133	3		20
1,2-Dibromoethane	95		98		70-130	3		20
1,1,1,2-Tetrachloroethane	95		95		64-130	0		20
Bromobenzene	96		92		70-130	4		20
n-Butylbenzene	100		97		53-136	3		20
sec-Butylbenzene	99		95		70-130	4		20
tert-Butylbenzene	99		95		70-130	4		20
o-Chlorotoluene	98		96		70-130	2		20
p-Chlorotoluene	99		95		70-130	4		20
1,2-Dibromo-3-chloropropane	70		76		41-144	8		20
Hexachlorobutadiene	95		93		63-130	2		20
Isopropylbenzene	96		92		70-130	4		20
p-Isopropyltoluene	100		98		70-130	2		20
Naphthalene	76		86		70-130	12		20
n-Propylbenzene	100		96		69-130	4		20
1,2,3-Trichlorobenzene	78		82		70-130	5		20
1,2,4-Trichlorobenzene	88		91		70-130	3		20
1,3,5-Trimethylbenzene	98		95		64-130	3		20
1,3,5-Trichlorobenzene	94		95		70-130	1		20
1,2,4-Trimethylbenzene	98		95		70-130	3		20
Ethyl ether	110		120		59-134	9		20
Isopropyl Ether	90		90		70-130	0		20
Tert-Butyl Alcohol	70		76		70-130	8		20

Lab Control Sample Analysis

Batch Quality Control

Project Name: TROY MILLS LANDFILL SUPERFUND

Project Number: 04.0190987.33

Lab Number: L2263832

Report Date: 11/30/22

Parameter	LCS %Recovery	Qual	LCSD %Recovery	Qual	%Recovery Limits	RPD	Qual	RPD Limits
Volatile Organics by GC/MS - Westborough Lab Associated sample(s): 01-06 Batch: WG1714913-3 WG1714913-4								
Ethyl-Tert-Butyl-Ether	80		82		70-130	2		20
Tertiary-Amyl Methyl Ether	80		82		66-130	2		20
1,4-Dioxane	94		96		56-162	2		20

Surrogate	LCS %Recovery	Qual	LCSD %Recovery	Qual	Acceptance Criteria
1,2-Dichloroethane-d4	95		97		70-130
Toluene-d8	107		106		70-130
4-Bromofluorobenzene	99		97		70-130
Dibromofluoromethane	98		98		70-130

SEMIVOLATILES

Project Name: TROY MILLS LANDFILL SUPERFUND **Lab Number:** L2263832

Project Number: 04.0190987.33 **Report Date:** 11/30/22

SAMPLE RESULTS

Lab ID: L2263832-02
Client ID: TRY_MW-201SX
Sample Location: TROY, NH

Date Collected: 11/10/22 09:55
Date Received: 11/14/22
Field Prep: Not Specified

Sample Depth:
Matrix: Water
Analytical Method: 1,8270E
Analytical Date: 11/16/22 16:02
Analyst: EK

Extraction Method: EPA 3510C
Extraction Date: 11/15/22 15:55

Parameter	Result	Qualifier	Units	RL	MDL	Dilution Factor
Semivolatile Organics by GC/MS - Westborough Lab						
Benzidine	ND		ug/l	20	--	1
1,2,4-Trichlorobenzene	ND		ug/l	5.0	--	1
Bis(2-chloroethyl)ether	ND		ug/l	2.0	--	1
1,2-Dichlorobenzene	ND		ug/l	2.0	--	1
1,3-Dichlorobenzene	ND		ug/l	2.0	--	1
1,4-Dichlorobenzene	ND		ug/l	2.0	--	1
3,3'-Dichlorobenzidine	ND		ug/l	5.0	--	1
2,4-Dinitrotoluene	ND		ug/l	5.0	--	1
2,6-Dinitrotoluene	ND		ug/l	5.0	--	1
Azobenzene	ND		ug/l	2.0	--	1
4-Chlorophenyl phenyl ether	ND		ug/l	2.0	--	1
4-Bromophenyl phenyl ether	ND		ug/l	2.0	--	1
Bis(2-chloroisopropyl)ether	ND		ug/l	2.0	--	1
Bis(2-chloroethoxy)methane	ND		ug/l	5.0	--	1
Hexachlorocyclopentadiene	ND		ug/l	20	--	1
Isophorone	ND		ug/l	5.0	--	1
Nitrobenzene	ND		ug/l	2.0	--	1
NDPA/DPA	ND		ug/l	2.0	--	1
n-Nitrosodi-n-propylamine	ND		ug/l	5.0	--	1
Bis(2-ethylhexyl)phthalate	ND		ug/l	3.0	--	1
Butyl benzyl phthalate	ND		ug/l	5.0	--	1
Di-n-butylphthalate	ND		ug/l	5.0	--	1
Di-n-octylphthalate	ND		ug/l	5.0	--	1
Diethyl phthalate	ND		ug/l	5.0	--	1
Dimethyl phthalate	ND		ug/l	5.0	--	1
Biphenyl	ND		ug/l	2.0	--	1
Aniline	ND		ug/l	2.0	--	1
4-Chloroaniline	ND		ug/l	5.0	--	1

Project Name: TROY MILLS LANDFILL SUPERFUND **Lab Number:** L2263832

Project Number: 04.0190987.33 **Report Date:** 11/30/22

SAMPLE RESULTS

Lab ID: L2263832-02 Date Collected: 11/10/22 09:55

Client ID: TRY_MW-201SX Date Received: 11/14/22

Sample Location: TROY, NH Field Prep: Not Specified

Sample Depth:

Parameter	Result	Qualifier	Units	RL	MDL	Dilution Factor
Semivolatile Organics by GC/MS - Westborough Lab						
2-Nitroaniline	ND		ug/l	5.0	--	1
3-Nitroaniline	ND		ug/l	5.0	--	1
4-Nitroaniline	ND		ug/l	5.0	--	1
Dibenzofuran	ND		ug/l	2.0	--	1
n-Nitrosodimethylamine	ND		ug/l	2.0	--	1
2,4,6-Trichlorophenol	ND		ug/l	5.0	--	1
p-Chloro-m-cresol	ND		ug/l	2.0	--	1
2-Chlorophenol	ND		ug/l	2.0	--	1
2,4-Dichlorophenol	ND		ug/l	5.0	--	1
2,4-Dimethylphenol	ND		ug/l	5.0	--	1
2-Nitrophenol	ND		ug/l	10	--	1
4-Nitrophenol	ND		ug/l	10	--	1
2,4-Dinitrophenol	ND		ug/l	20	--	1
4,6-Dinitro-o-cresol	ND		ug/l	10	--	1
Phenol	ND		ug/l	5.0	--	1
2-Methylphenol	ND		ug/l	5.0	--	1
3-Methylphenol/4-Methylphenol	ND		ug/l	5.0	--	1
2,4,5-Trichlorophenol	ND		ug/l	5.0	--	1
Benzoic Acid	ND		ug/l	50	--	1
Benzyl Alcohol	ND		ug/l	2.0	--	1
Carbazole	ND		ug/l	2.0	--	1
Pyridine	ND		ug/l	3.5	--	1

Surrogate	% Recovery	Qualifier	Acceptance Criteria
2-Fluorophenol	43		21-120
Phenol-d6	35		10-120
Nitrobenzene-d5	53		23-120
2-Fluorobiphenyl	58		15-120
2,4,6-Tribromophenol	70		10-120
4-Terphenyl-d14	63		41-149

Project Name: TROY MILLS LANDFILL SUPERFUND **Lab Number:** L2263832

Project Number: 04.0190987.33 **Report Date:** 11/30/22

SAMPLE RESULTS

Lab ID: L2263832-02
Client ID: TRY_MW-201SX
Sample Location: TROY, NH

Date Collected: 11/10/22 09:55
Date Received: 11/14/22
Field Prep: Not Specified

Sample Depth:
Matrix: Water
Analytical Method: 1,8270E-SIM
Analytical Date: 11/17/22 21:52
Analyst: WR

Extraction Method: EPA 3510C
Extraction Date: 11/15/22 15:55

Parameter	Result	Qualifier	Units	RL	MDL	Dilution Factor
Semivolatile Organics by GC/MS-SIM - Westborough Lab						
Acenaphthene	ND		ug/l	0.10	--	1
2-Chloronaphthalene	ND		ug/l	0.20	--	1
Fluoranthene	ND		ug/l	0.10	--	1
Hexachlorobutadiene	ND		ug/l	0.50	--	1
Naphthalene	0.26		ug/l	0.10	--	1
Benzo(a)anthracene	ND		ug/l	0.10	--	1
Benzo(a)pyrene	ND		ug/l	0.10	--	1
Benzo(b)fluoranthene	ND		ug/l	0.10	--	1
Benzo(k)fluoranthene	ND		ug/l	0.10	--	1
Chrysene	ND		ug/l	0.10	--	1
Acenaphthylene	ND		ug/l	0.10	--	1
Anthracene	ND		ug/l	0.10	--	1
Benzo(ghi)perylene	ND		ug/l	0.10	--	1
Fluorene	ND		ug/l	0.10	--	1
Phenanthrene	ND		ug/l	0.10	--	1
Dibenzo(a,h)anthracene	ND		ug/l	0.10	--	1
Indeno(1,2,3-cd)pyrene	ND		ug/l	0.10	--	1
Pyrene	ND		ug/l	0.10	--	1
1-Methylnaphthalene	ND		ug/l	0.10	--	1
2-Methylnaphthalene	ND		ug/l	0.10	--	1
Pentachlorophenol	ND		ug/l	0.80	--	1
Hexachlorobenzene	ND		ug/l	0.80	--	1
Hexachloroethane	ND		ug/l	0.80	--	1

Project Name: TROY MILLS LANDFILL SUPERFUND **Lab Number:** L2263832

Project Number: 04.0190987.33 **Report Date:** 11/30/22

SAMPLE RESULTS

Lab ID:	L2263832-02	Date Collected:	11/10/22 09:55
Client ID:	TRY_MW-201SX	Date Received:	11/14/22
Sample Location:	TROY, NH	Field Prep:	Not Specified

Sample Depth:

Parameter	Result	Qualifier	Units	RL	MDL	Dilution Factor

Semivolatile Organics by GC/MS-SIM - Westborough Lab

Surrogate	% Recovery	Qualifier	Acceptance Criteria
2-Fluorophenol	58		21-120
Phenol-d6	51		10-120
Nitrobenzene-d5	74		23-120
2-Fluorobiphenyl	60		15-120
2,4,6-Tribromophenol	66		10-120
4-Terphenyl-d14	65		41-149

Project Name: TROY MILLS LANDFILL SUPERFUND **Lab Number:** L2263832

Project Number: 04.0190987.33 **Report Date:** 11/30/22

SAMPLE RESULTS

Lab ID: L2263832-02
Client ID: TRY_MW-201SX
Sample Location: TROY, NH

Date Collected: 11/10/22 09:55
Date Received: 11/14/22
Field Prep: Not Specified

Sample Depth:
Matrix: Water
Analytical Method: 1,8270E-SIM
Analytical Date: 11/23/22 16:15
Analyst: TPR

Extraction Method: EPA 3510C
Extraction Date: 11/17/22 09:20

Parameter	Result	Qualifier	Units	RL	MDL	Dilution Factor
1,4 Dioxane by 8270E-SIM - Mansfield Lab						
1,4-Dioxane	ND		ug/l	0.144	--	1

Surrogate	% Recovery	Qualifier	Acceptance Criteria
1,4-Dioxane-d8	61		15-110

Project Name: TROY MILLS LANDFILL SUPERFUND **Lab Number:** L2263832

Project Number: 04.0190987.33 **Report Date:** 11/30/22

SAMPLE RESULTS

Lab ID: L2263832-03
Client ID: TRY_MW-204
Sample Location: TROY, NH

Date Collected: 11/10/22 14:05
Date Received: 11/14/22
Field Prep: Not Specified

Sample Depth:
Matrix: Water
Analytical Method: 1,8270E
Analytical Date: 11/16/22 16:28
Analyst: EK

Extraction Method: EPA 3510C
Extraction Date: 11/15/22 15:56

Parameter	Result	Qualifier	Units	RL	MDL	Dilution Factor
Semivolatile Organics by GC/MS - Westborough Lab						
Benzidine	ND		ug/l	20	--	1
1,2,4-Trichlorobenzene	ND		ug/l	5.0	--	1
Bis(2-chloroethyl)ether	ND		ug/l	2.0	--	1
1,2-Dichlorobenzene	ND		ug/l	2.0	--	1
1,3-Dichlorobenzene	ND		ug/l	2.0	--	1
1,4-Dichlorobenzene	ND		ug/l	2.0	--	1
3,3'-Dichlorobenzidine	ND		ug/l	5.0	--	1
2,4-Dinitrotoluene	ND		ug/l	5.0	--	1
2,6-Dinitrotoluene	ND		ug/l	5.0	--	1
Azobenzene	ND		ug/l	2.0	--	1
4-Chlorophenyl phenyl ether	ND		ug/l	2.0	--	1
4-Bromophenyl phenyl ether	ND		ug/l	2.0	--	1
Bis(2-chloroisopropyl)ether	ND		ug/l	2.0	--	1
Bis(2-chloroethoxy)methane	ND		ug/l	5.0	--	1
Hexachlorocyclopentadiene	ND		ug/l	20	--	1
Isophorone	ND		ug/l	5.0	--	1
Nitrobenzene	ND		ug/l	2.0	--	1
NDPA/DPA	ND		ug/l	2.0	--	1
n-Nitrosodi-n-propylamine	ND		ug/l	5.0	--	1
Bis(2-ethylhexyl)phthalate	ND		ug/l	3.0	--	1
Butyl benzyl phthalate	ND		ug/l	5.0	--	1
Di-n-butylphthalate	ND		ug/l	5.0	--	1
Di-n-octylphthalate	ND		ug/l	5.0	--	1
Diethyl phthalate	ND		ug/l	5.0	--	1
Dimethyl phthalate	ND		ug/l	5.0	--	1
Biphenyl	ND		ug/l	2.0	--	1
Aniline	ND		ug/l	2.0	--	1
4-Chloroaniline	ND		ug/l	5.0	--	1

Project Name: TROY MILLS LANDFILL SUPERFUND **Lab Number:** L2263832

Project Number: 04.0190987.33 **Report Date:** 11/30/22

SAMPLE RESULTS

Lab ID: L2263832-03 Date Collected: 11/10/22 14:05

Client ID: TRY_MW-204 Date Received: 11/14/22

Sample Location: TROY, NH Field Prep: Not Specified

Sample Depth:

Parameter	Result	Qualifier	Units	RL	MDL	Dilution Factor
Semivolatile Organics by GC/MS - Westborough Lab						
2-Nitroaniline	ND		ug/l	5.0	--	1
3-Nitroaniline	ND		ug/l	5.0	--	1
4-Nitroaniline	ND		ug/l	5.0	--	1
Dibenzofuran	ND		ug/l	2.0	--	1
n-Nitrosodimethylamine	ND		ug/l	2.0	--	1
2,4,6-Trichlorophenol	ND		ug/l	5.0	--	1
p-Chloro-m-cresol	ND		ug/l	2.0	--	1
2-Chlorophenol	ND		ug/l	2.0	--	1
2,4-Dichlorophenol	ND		ug/l	5.0	--	1
2,4-Dimethylphenol	ND		ug/l	5.0	--	1
2-Nitrophenol	ND		ug/l	10	--	1
4-Nitrophenol	ND		ug/l	10	--	1
2,4-Dinitrophenol	ND		ug/l	20	--	1
4,6-Dinitro-o-cresol	ND		ug/l	10	--	1
Phenol	ND		ug/l	5.0	--	1
2-Methylphenol	ND		ug/l	5.0	--	1
3-Methylphenol/4-Methylphenol	ND		ug/l	5.0	--	1
2,4,5-Trichlorophenol	ND		ug/l	5.0	--	1
Benzoic Acid	ND		ug/l	50	--	1
Benzyl Alcohol	ND		ug/l	2.0	--	1
Carbazole	ND		ug/l	2.0	--	1
Pyridine	ND		ug/l	3.5	--	1

Surrogate	% Recovery	Qualifier	Acceptance Criteria
2-Fluorophenol	38		21-120
Phenol-d6	36		10-120
Nitrobenzene-d5	44		23-120
2-Fluorobiphenyl	52		15-120
2,4,6-Tribromophenol	71		10-120
4-Terphenyl-d14	72		41-149

Project Name: TROY MILLS LANDFILL SUPERFUND **Lab Number:** L2263832

Project Number: 04.0190987.33 **Report Date:** 11/30/22

SAMPLE RESULTS

Lab ID: L2263832-03
Client ID: TRY_MW-204
Sample Location: TROY, NH

Date Collected: 11/10/22 14:05
Date Received: 11/14/22
Field Prep: Not Specified

Sample Depth:
Matrix: Water
Analytical Method: 1,8270E-SIM
Analytical Date: 11/17/22 22:08
Analyst: WR

Extraction Method: EPA 3510C
Extraction Date: 11/15/22 15:55

Parameter	Result	Qualifier	Units	RL	MDL	Dilution Factor
Semivolatile Organics by GC/MS-SIM - Westborough Lab						
Acenaphthene	ND		ug/l	0.10	--	1
2-Chloronaphthalene	ND		ug/l	0.20	--	1
Fluoranthene	ND		ug/l	0.10	--	1
Hexachlorobutadiene	ND		ug/l	0.50	--	1
Naphthalene	ND		ug/l	0.10	--	1
Benzo(a)anthracene	ND		ug/l	0.10	--	1
Benzo(a)pyrene	ND		ug/l	0.10	--	1
Benzo(b)fluoranthene	ND		ug/l	0.10	--	1
Benzo(k)fluoranthene	ND		ug/l	0.10	--	1
Chrysene	ND		ug/l	0.10	--	1
Acenaphthylene	ND		ug/l	0.10	--	1
Anthracene	ND		ug/l	0.10	--	1
Benzo(ghi)perylene	ND		ug/l	0.10	--	1
Fluorene	ND		ug/l	0.10	--	1
Phenanthrene	ND		ug/l	0.10	--	1
Dibenzo(a,h)anthracene	ND		ug/l	0.10	--	1
Indeno(1,2,3-cd)pyrene	ND		ug/l	0.10	--	1
Pyrene	ND		ug/l	0.10	--	1
1-Methylnaphthalene	ND		ug/l	0.10	--	1
2-Methylnaphthalene	ND		ug/l	0.10	--	1
Pentachlorophenol	ND		ug/l	0.80	--	1
Hexachlorobenzene	ND		ug/l	0.80	--	1
Hexachloroethane	ND		ug/l	0.80	--	1

Project Name: TROY MILLS LANDFILL SUPERFUND **Lab Number:** L2263832

Project Number: 04.0190987.33 **Report Date:** 11/30/22

SAMPLE RESULTS

Lab ID: L2263832-03 Date Collected: 11/10/22 14:05

Client ID: TRY_MW-204 Date Received: 11/14/22

Sample Location: TROY, NH Field Prep: Not Specified

Sample Depth:

Parameter	Result	Qualifier	Units	RL	MDL	Dilution Factor

Semivolatile Organics by GC/MS-SIM - Westborough Lab

Surrogate	% Recovery	Qualifier	Acceptance Criteria
2-Fluorophenol	55		21-120
Phenol-d6	49		10-120
Nitrobenzene-d5	77		23-120
2-Fluorobiphenyl	61		15-120
2,4,6-Tribromophenol	59		10-120
4-Terphenyl-d14	68		41-149

Project Name: TROY MILLS LANDFILL SUPERFUND
Lab Number: L2263832
Project Number: 04.0190987.33
Report Date: 11/30/22

SAMPLE RESULTS

Lab ID: L2263832-03
Client ID: TRY_MW-204
Sample Location: TROY, NH

Date Collected: 11/10/22 14:05
Date Received: 11/14/22
Field Prep: Not Specified

Sample Depth:
Matrix: Water
Analytical Method: 1,8270E-SIM
Analytical Date: 11/21/22 14:28
Analyst: AMV

Extraction Method: EPA 3510C
Extraction Date: 11/17/22 12:20

Parameter	Result	Qualifier	Units	RL	MDL	Dilution Factor
1,4 Dioxane by 8270E-SIM - Mansfield Lab						
1,4-Dioxane	ND		ug/l	0.144	--	1

Surrogate	% Recovery	Qualifier	Acceptance Criteria
1,4-Dioxane-d8	43		15-110

Project Name: TROY MILLS LANDFILL SUPERFUND **Lab Number:** L2263832

Project Number: 04.0190987.33 **Report Date:** 11/30/22

SAMPLE RESULTS

Lab ID: L2263832-04
Client ID: TRY_MW-204 DUP
Sample Location: TROY, NH

Date Collected: 11/10/22 14:05
Date Received: 11/14/22
Field Prep: Not Specified

Sample Depth:
Matrix: Water
Analytical Method: 1,8270E
Analytical Date: 11/29/22 01:48
Analyst: SZ

Extraction Method: EPA 3510C
Extraction Date: 11/15/22 15:56

Parameter	Result	Qualifier	Units	RL	MDL	Dilution Factor
Semivolatile Organics by GC/MS - Westborough Lab						
Benzidine	ND		ug/l	20	--	1
1,2,4-Trichlorobenzene	ND		ug/l	5.0	--	1
Bis(2-chloroethyl)ether	ND		ug/l	2.0	--	1
1,2-Dichlorobenzene	ND		ug/l	2.0	--	1
1,3-Dichlorobenzene	ND		ug/l	2.0	--	1
1,4-Dichlorobenzene	ND		ug/l	2.0	--	1
3,3'-Dichlorobenzidine	ND		ug/l	5.0	--	1
2,4-Dinitrotoluene	ND		ug/l	5.0	--	1
2,6-Dinitrotoluene	ND		ug/l	5.0	--	1
Azobenzene	ND		ug/l	2.0	--	1
4-Chlorophenyl phenyl ether	ND		ug/l	2.0	--	1
4-Bromophenyl phenyl ether	ND		ug/l	2.0	--	1
Bis(2-chloroisopropyl)ether	ND		ug/l	2.0	--	1
Bis(2-chloroethoxy)methane	ND		ug/l	5.0	--	1
Hexachlorocyclopentadiene	ND		ug/l	20	--	1
Isophorone	ND		ug/l	5.0	--	1
Nitrobenzene	ND		ug/l	2.0	--	1
NDPA/DPA	ND		ug/l	2.0	--	1
n-Nitrosodi-n-propylamine	ND		ug/l	5.0	--	1
Bis(2-ethylhexyl)phthalate	ND		ug/l	3.0	--	1
Butyl benzyl phthalate	ND		ug/l	5.0	--	1
Di-n-butylphthalate	ND		ug/l	5.0	--	1
Di-n-octylphthalate	ND		ug/l	5.0	--	1
Diethyl phthalate	ND		ug/l	5.0	--	1
Dimethyl phthalate	ND		ug/l	5.0	--	1
Biphenyl	ND		ug/l	2.0	--	1
Aniline	ND		ug/l	2.0	--	1
4-Chloroaniline	ND		ug/l	5.0	--	1

Project Name: TROY MILLS LANDFILL SUPERFUND **Lab Number:** L2263832

Project Number: 04.0190987.33 **Report Date:** 11/30/22

SAMPLE RESULTS

Lab ID: L2263832-04 Date Collected: 11/10/22 14:05

Client ID: TRY_MW-204 DUP Date Received: 11/14/22

Sample Location: TROY, NH Field Prep: Not Specified

Sample Depth:

Parameter	Result	Qualifier	Units	RL	MDL	Dilution Factor
Semivolatile Organics by GC/MS - Westborough Lab						
2-Nitroaniline	ND		ug/l	5.0	--	1
3-Nitroaniline	ND		ug/l	5.0	--	1
4-Nitroaniline	ND		ug/l	5.0	--	1
Dibenzofuran	ND		ug/l	2.0	--	1
n-Nitrosodimethylamine	ND		ug/l	2.0	--	1
2,4,6-Trichlorophenol	ND		ug/l	5.0	--	1
p-Chloro-m-cresol	ND		ug/l	2.0	--	1
2-Chlorophenol	ND		ug/l	2.0	--	1
2,4-Dichlorophenol	ND		ug/l	5.0	--	1
2,4-Dimethylphenol	ND		ug/l	5.0	--	1
2-Nitrophenol	ND		ug/l	10	--	1
4-Nitrophenol	ND		ug/l	10	--	1
2,4-Dinitrophenol	ND		ug/l	20	--	1
4,6-Dinitro-o-cresol	ND		ug/l	10	--	1
Phenol	ND		ug/l	5.0	--	1
2-Methylphenol	ND		ug/l	5.0	--	1
3-Methylphenol/4-Methylphenol	ND		ug/l	5.0	--	1
2,4,5-Trichlorophenol	ND		ug/l	5.0	--	1
Benzoic Acid	ND		ug/l	50	--	1
Benzyl Alcohol	ND		ug/l	2.0	--	1
Carbazole	ND		ug/l	2.0	--	1
Pyridine	ND		ug/l	3.5	--	1

Surrogate	% Recovery	Qualifier	Acceptance Criteria
2-Fluorophenol	69		21-120
Phenol-d6	53		10-120
Nitrobenzene-d5	77		23-120
2-Fluorobiphenyl	71		15-120
2,4,6-Tribromophenol	88		10-120
4-Terphenyl-d14	66		41-149

Project Name: TROY MILLS LANDFILL SUPERFUND **Lab Number:** L2263832

Project Number: 04.0190987.33 **Report Date:** 11/30/22

SAMPLE RESULTS

Lab ID: L2263832-04
Client ID: TRY_MW-204 DUP
Sample Location: TROY, NH

Date Collected: 11/10/22 14:05
Date Received: 11/14/22
Field Prep: Not Specified

Sample Depth:
Matrix: Water
Analytical Method: 1,8270E-SIM
Analytical Date: 11/17/22 22:24
Analyst: WR

Extraction Method: EPA 3510C
Extraction Date: 11/15/22 15:55

Parameter	Result	Qualifier	Units	RL	MDL	Dilution Factor
Semivolatile Organics by GC/MS-SIM - Westborough Lab						
Acenaphthene	ND		ug/l	0.10	--	1
2-Chloronaphthalene	ND		ug/l	0.20	--	1
Fluoranthene	ND		ug/l	0.10	--	1
Hexachlorobutadiene	ND		ug/l	0.50	--	1
Naphthalene	ND		ug/l	0.10	--	1
Benzo(a)anthracene	ND		ug/l	0.10	--	1
Benzo(a)pyrene	ND		ug/l	0.10	--	1
Benzo(b)fluoranthene	ND		ug/l	0.10	--	1
Benzo(k)fluoranthene	ND		ug/l	0.10	--	1
Chrysene	ND		ug/l	0.10	--	1
Acenaphthylene	ND		ug/l	0.10	--	1
Anthracene	ND		ug/l	0.10	--	1
Benzo(ghi)perylene	ND		ug/l	0.10	--	1
Fluorene	ND		ug/l	0.10	--	1
Phenanthrene	ND		ug/l	0.10	--	1
Dibenzo(a,h)anthracene	ND		ug/l	0.10	--	1
Indeno(1,2,3-cd)pyrene	ND		ug/l	0.10	--	1
Pyrene	ND		ug/l	0.10	--	1
1-Methylnaphthalene	ND		ug/l	0.10	--	1
2-Methylnaphthalene	ND		ug/l	0.10	--	1
Pentachlorophenol	ND		ug/l	0.80	--	1
Hexachlorobenzene	ND		ug/l	0.80	--	1
Hexachloroethane	ND		ug/l	0.80	--	1

Project Name: TROY MILLS LANDFILL SUPERFUND **Lab Number:** L2263832

Project Number: 04.0190987.33 **Report Date:** 11/30/22

SAMPLE RESULTS

Lab ID: L2263832-04 Date Collected: 11/10/22 14:05

Client ID: TRY_MW-204 DUP Date Received: 11/14/22

Sample Location: TROY, NH Field Prep: Not Specified

Sample Depth:

Parameter	Result	Qualifier	Units	RL	MDL	Dilution Factor

Semivolatile Organics by GC/MS-SIM - Westborough Lab

Surrogate	% Recovery	Qualifier	Acceptance Criteria
2-Fluorophenol	71		21-120
Phenol-d6	63		10-120
Nitrobenzene-d5	96		23-120
2-Fluorobiphenyl	76		15-120
2,4,6-Tribromophenol	75		10-120
4-Terphenyl-d14	76		41-149

Project Name: TROY MILLS LANDFILL SUPERFUND **Lab Number:** L2263832

Project Number: 04.0190987.33 **Report Date:** 11/30/22

SAMPLE RESULTS

Lab ID: L2263832-05
Client ID: TRY_MW-101D
Sample Location: TROY, NH

Date Collected: 11/10/22 10:00
Date Received: 11/14/22
Field Prep: Not Specified

Sample Depth:
Matrix: Water
Analytical Method: 1,8270E
Analytical Date: 11/16/22 17:21
Analyst: EK

Extraction Method: EPA 3510C
Extraction Date: 11/15/22 15:56

Parameter	Result	Qualifier	Units	RL	MDL	Dilution Factor
Semivolatile Organics by GC/MS - Westborough Lab						
Benzidine	ND		ug/l	20	--	1
1,2,4-Trichlorobenzene	ND		ug/l	5.0	--	1
Bis(2-chloroethyl)ether	ND		ug/l	2.0	--	1
1,2-Dichlorobenzene	ND		ug/l	2.0	--	1
1,3-Dichlorobenzene	ND		ug/l	2.0	--	1
1,4-Dichlorobenzene	ND		ug/l	2.0	--	1
3,3'-Dichlorobenzidine	ND		ug/l	5.0	--	1
2,4-Dinitrotoluene	ND		ug/l	5.0	--	1
2,6-Dinitrotoluene	ND		ug/l	5.0	--	1
Azobenzene	ND		ug/l	2.0	--	1
4-Chlorophenyl phenyl ether	ND		ug/l	2.0	--	1
4-Bromophenyl phenyl ether	ND		ug/l	2.0	--	1
Bis(2-chloroisopropyl)ether	ND		ug/l	2.0	--	1
Bis(2-chloroethoxy)methane	ND		ug/l	5.0	--	1
Hexachlorocyclopentadiene	ND		ug/l	20	--	1
Isophorone	ND		ug/l	5.0	--	1
Nitrobenzene	ND		ug/l	2.0	--	1
NDPA/DPA	ND		ug/l	2.0	--	1
n-Nitrosodi-n-propylamine	ND		ug/l	5.0	--	1
Bis(2-ethylhexyl)phthalate	ND		ug/l	3.0	--	1
Butyl benzyl phthalate	ND		ug/l	5.0	--	1
Di-n-butylphthalate	ND		ug/l	5.0	--	1
Di-n-octylphthalate	ND		ug/l	5.0	--	1
Diethyl phthalate	ND		ug/l	5.0	--	1
Dimethyl phthalate	ND		ug/l	5.0	--	1
Biphenyl	ND		ug/l	2.0	--	1
Aniline	ND		ug/l	2.0	--	1
4-Chloroaniline	ND		ug/l	5.0	--	1

Project Name: TROY MILLS LANDFILL SUPERFUND **Lab Number:** L2263832

Project Number: 04.0190987.33 **Report Date:** 11/30/22

SAMPLE RESULTS

Lab ID: L2263832-05 Date Collected: 11/10/22 10:00

Client ID: TRY_MW-101D Date Received: 11/14/22

Sample Location: TROY, NH Field Prep: Not Specified

Sample Depth:

Parameter	Result	Qualifier	Units	RL	MDL	Dilution Factor
Semivolatile Organics by GC/MS - Westborough Lab						
2-Nitroaniline	ND		ug/l	5.0	--	1
3-Nitroaniline	ND		ug/l	5.0	--	1
4-Nitroaniline	ND		ug/l	5.0	--	1
Dibenzofuran	ND		ug/l	2.0	--	1
n-Nitrosodimethylamine	ND		ug/l	2.0	--	1
2,4,6-Trichlorophenol	ND		ug/l	5.0	--	1
p-Chloro-m-cresol	ND		ug/l	2.0	--	1
2-Chlorophenol	ND		ug/l	2.0	--	1
2,4-Dichlorophenol	ND		ug/l	5.0	--	1
2,4-Dimethylphenol	ND		ug/l	5.0	--	1
2-Nitrophenol	ND		ug/l	10	--	1
4-Nitrophenol	ND		ug/l	10	--	1
2,4-Dinitrophenol	ND		ug/l	20	--	1
4,6-Dinitro-o-cresol	ND		ug/l	10	--	1
Phenol	ND		ug/l	5.0	--	1
2-Methylphenol	ND		ug/l	5.0	--	1
3-Methylphenol/4-Methylphenol	ND		ug/l	5.0	--	1
2,4,5-Trichlorophenol	ND		ug/l	5.0	--	1
Benzoic Acid	ND		ug/l	50	--	1
Benzyl Alcohol	ND		ug/l	2.0	--	1
Carbazole	ND		ug/l	2.0	--	1
Pyridine	ND		ug/l	3.5	--	1

Surrogate	% Recovery	Qualifier	Acceptance Criteria
2-Fluorophenol	41		21-120
Phenol-d6	36		10-120
Nitrobenzene-d5	45		23-120
2-Fluorobiphenyl	63		15-120
2,4,6-Tribromophenol	80		10-120
4-Terphenyl-d14	69		41-149

Project Name: TROY MILLS LANDFILL SUPERFUND **Lab Number:** L2263832

Project Number: 04.0190987.33 **Report Date:** 11/30/22

SAMPLE RESULTS

Lab ID: L2263832-05
Client ID: TRY_MW-101D
Sample Location: TROY, NH

Date Collected: 11/10/22 10:00
Date Received: 11/14/22
Field Prep: Not Specified

Sample Depth:
Matrix: Water
Analytical Method: 1,8270E-SIM
Analytical Date: 11/17/22 22:41
Analyst: WR

Extraction Method: EPA 3510C
Extraction Date: 11/15/22 15:55

Parameter	Result	Qualifier	Units	RL	MDL	Dilution Factor
Semivolatile Organics by GC/MS-SIM - Westborough Lab						
Acenaphthene	ND		ug/l	0.10	--	1
2-Chloronaphthalene	ND		ug/l	0.20	--	1
Fluoranthene	ND		ug/l	0.10	--	1
Hexachlorobutadiene	ND		ug/l	0.50	--	1
Naphthalene	ND		ug/l	0.10	--	1
Benzo(a)anthracene	ND		ug/l	0.10	--	1
Benzo(a)pyrene	ND		ug/l	0.10	--	1
Benzo(b)fluoranthene	ND		ug/l	0.10	--	1
Benzo(k)fluoranthene	ND		ug/l	0.10	--	1
Chrysene	ND		ug/l	0.10	--	1
Acenaphthylene	ND		ug/l	0.10	--	1
Anthracene	ND		ug/l	0.10	--	1
Benzo(ghi)perylene	ND		ug/l	0.10	--	1
Fluorene	ND		ug/l	0.10	--	1
Phenanthrene	ND		ug/l	0.10	--	1
Dibenzo(a,h)anthracene	ND		ug/l	0.10	--	1
Indeno(1,2,3-cd)pyrene	ND		ug/l	0.10	--	1
Pyrene	ND		ug/l	0.10	--	1
1-Methylnaphthalene	ND		ug/l	0.10	--	1
2-Methylnaphthalene	ND		ug/l	0.10	--	1
Pentachlorophenol	ND		ug/l	0.80	--	1
Hexachlorobenzene	ND		ug/l	0.80	--	1
Hexachloroethane	ND		ug/l	0.80	--	1

Project Name: TROY MILLS LANDFILL SUPERFUND **Lab Number:** L2263832

Project Number: 04.0190987.33 **Report Date:** 11/30/22

SAMPLE RESULTS

Lab ID: L2263832-05 Date Collected: 11/10/22 10:00

Client ID: TRY_MW-101D Date Received: 11/14/22

Sample Location: TROY, NH Field Prep: Not Specified

Sample Depth:

Parameter	Result	Qualifier	Units	RL	MDL	Dilution Factor

Semivolatile Organics by GC/MS-SIM - Westborough Lab

Surrogate	% Recovery	Qualifier	Acceptance Criteria
2-Fluorophenol	47		21-120
Phenol-d6	46		10-120
Nitrobenzene-d5	82		23-120
2-Fluorobiphenyl	68		15-120
2,4,6-Tribromophenol	45		10-120
4-Terphenyl-d14	74		41-149

Project Name: TROY MILLS LANDFILL SUPERFUND **Lab Number:** L2263832

Project Number: 04.0190987.33 **Report Date:** 11/30/22

SAMPLE RESULTS

Lab ID: L2263832-05
Client ID: TRY_MW-101D
Sample Location: TROY, NH

Date Collected: 11/10/22 10:00
Date Received: 11/14/22
Field Prep: Not Specified

Sample Depth:
Matrix: Water
Analytical Method: 1,8270E-SIM
Analytical Date: 11/21/22 14:52
Analyst: AMV

Extraction Method: EPA 3510C
Extraction Date: 11/17/22 12:20

Parameter	Result	Qualifier	Units	RL	MDL	Dilution Factor
1,4 Dioxane by 8270E-SIM - Mansfield Lab						
1,4-Dioxane	0.195		ug/l	0.134	--	1

Surrogate	% Recovery	Qualifier	Acceptance Criteria
1,4-Dioxane-d8	49		15-110

Project Name: TROY MILLS LANDFILL SUPERFUND **Lab Number:** L2263832

Project Number: 04.0190987.33 **Report Date:** 11/30/22

SAMPLE RESULTS

Lab ID: L2263832-06
Client ID: TRY_MW-A28
Sample Location: TROY, NH

Date Collected: 11/10/22 14:00
Date Received: 11/14/22
Field Prep: Not Specified

Sample Depth:
Matrix: Water
Analytical Method: 1,8270E
Analytical Date: 11/29/22 02:11
Analyst: SZ

Extraction Method: EPA 3510C
Extraction Date: 11/15/22 15:56

Parameter	Result	Qualifier	Units	RL	MDL	Dilution Factor
Semivolatile Organics by GC/MS - Westborough Lab						
Benzidine	ND		ug/l	20	--	1
1,2,4-Trichlorobenzene	ND		ug/l	5.0	--	1
Bis(2-chloroethyl)ether	ND		ug/l	2.0	--	1
1,2-Dichlorobenzene	ND		ug/l	2.0	--	1
1,3-Dichlorobenzene	ND		ug/l	2.0	--	1
1,4-Dichlorobenzene	ND		ug/l	2.0	--	1
3,3'-Dichlorobenzidine	ND		ug/l	5.0	--	1
2,4-Dinitrotoluene	ND		ug/l	5.0	--	1
2,6-Dinitrotoluene	ND		ug/l	5.0	--	1
Azobenzene	ND		ug/l	2.0	--	1
4-Chlorophenyl phenyl ether	ND		ug/l	2.0	--	1
4-Bromophenyl phenyl ether	ND		ug/l	2.0	--	1
Bis(2-chloroisopropyl)ether	ND		ug/l	2.0	--	1
Bis(2-chloroethoxy)methane	ND		ug/l	5.0	--	1
Hexachlorocyclopentadiene	ND		ug/l	20	--	1
Isophorone	ND		ug/l	5.0	--	1
Nitrobenzene	ND		ug/l	2.0	--	1
NDPA/DPA	ND		ug/l	2.0	--	1
n-Nitrosodi-n-propylamine	ND		ug/l	5.0	--	1
Bis(2-ethylhexyl)phthalate	18.		ug/l	3.0	--	1
Butyl benzyl phthalate	ND		ug/l	5.0	--	1
Di-n-butylphthalate	ND		ug/l	5.0	--	1
Di-n-octylphthalate	ND		ug/l	5.0	--	1
Diethyl phthalate	ND		ug/l	5.0	--	1
Dimethyl phthalate	ND		ug/l	5.0	--	1
Biphenyl	ND		ug/l	2.0	--	1
Aniline	ND		ug/l	2.0	--	1
4-Chloroaniline	ND		ug/l	5.0	--	1

Project Name: TROY MILLS LANDFILL SUPERFUND **Lab Number:** L2263832

Project Number: 04.0190987.33 **Report Date:** 11/30/22

SAMPLE RESULTS

Lab ID: L2263832-06 Date Collected: 11/10/22 14:00

Client ID: TRY_MW-A28 Date Received: 11/14/22

Sample Location: TROY, NH Field Prep: Not Specified

Sample Depth:

Parameter	Result	Qualifier	Units	RL	MDL	Dilution Factor
Semivolatile Organics by GC/MS - Westborough Lab						
2-Nitroaniline	ND		ug/l	5.0	--	1
3-Nitroaniline	ND		ug/l	5.0	--	1
4-Nitroaniline	ND		ug/l	5.0	--	1
Dibenzofuran	ND		ug/l	2.0	--	1
n-Nitrosodimethylamine	ND		ug/l	2.0	--	1
2,4,6-Trichlorophenol	ND		ug/l	5.0	--	1
p-Chloro-m-cresol	ND		ug/l	2.0	--	1
2-Chlorophenol	ND		ug/l	2.0	--	1
2,4-Dichlorophenol	ND		ug/l	5.0	--	1
2,4-Dimethylphenol	ND		ug/l	5.0	--	1
2-Nitrophenol	ND		ug/l	10	--	1
4-Nitrophenol	ND		ug/l	10	--	1
2,4-Dinitrophenol	ND		ug/l	20	--	1
4,6-Dinitro-o-cresol	ND		ug/l	10	--	1
Phenol	ND		ug/l	5.0	--	1
2-Methylphenol	ND		ug/l	5.0	--	1
3-Methylphenol/4-Methylphenol	ND		ug/l	5.0	--	1
2,4,5-Trichlorophenol	ND		ug/l	5.0	--	1
Benzoic Acid	ND		ug/l	50	--	1
Benzyl Alcohol	ND		ug/l	2.0	--	1
Carbazole	ND		ug/l	2.0	--	1
Pyridine	ND		ug/l	3.5	--	1

Surrogate	% Recovery	Qualifier	Acceptance Criteria
2-Fluorophenol	57		21-120
Phenol-d6	45		10-120
Nitrobenzene-d5	67		23-120
2-Fluorobiphenyl	62		15-120
2,4,6-Tribromophenol	76		10-120
4-Terphenyl-d14	66		41-149

Project Name: TROY MILLS LANDFILL SUPERFUND **Lab Number:** L2263832

Project Number: 04.0190987.33 **Report Date:** 11/30/22

SAMPLE RESULTS

Lab ID: L2263832-06
Client ID: TRY_MW-A28
Sample Location: TROY, NH

Date Collected: 11/10/22 14:00
Date Received: 11/14/22
Field Prep: Not Specified

Sample Depth:
Matrix: Water
Analytical Method: 1,8270E-SIM
Analytical Date: 11/17/22 22:57
Analyst: WR

Extraction Method: EPA 3510C
Extraction Date: 11/15/22 15:55

Parameter	Result	Qualifier	Units	RL	MDL	Dilution Factor
Semivolatile Organics by GC/MS-SIM - Westborough Lab						
Acenaphthene	ND		ug/l	0.10	--	1
2-Chloronaphthalene	ND		ug/l	0.20	--	1
Fluoranthene	ND		ug/l	0.10	--	1
Hexachlorobutadiene	ND		ug/l	0.50	--	1
Naphthalene	0.12		ug/l	0.10	--	1
Benzo(a)anthracene	ND		ug/l	0.10	--	1
Benzo(a)pyrene	ND		ug/l	0.10	--	1
Benzo(b)fluoranthene	ND		ug/l	0.10	--	1
Benzo(k)fluoranthene	ND		ug/l	0.10	--	1
Chrysene	ND		ug/l	0.10	--	1
Acenaphthylene	ND		ug/l	0.10	--	1
Anthracene	ND		ug/l	0.10	--	1
Benzo(ghi)perylene	ND		ug/l	0.10	--	1
Fluorene	ND		ug/l	0.10	--	1
Phenanthrene	ND		ug/l	0.10	--	1
Dibenzo(a,h)anthracene	ND		ug/l	0.10	--	1
Indeno(1,2,3-cd)pyrene	ND		ug/l	0.10	--	1
Pyrene	ND		ug/l	0.10	--	1
1-Methylnaphthalene	ND		ug/l	0.10	--	1
2-Methylnaphthalene	ND		ug/l	0.10	--	1
Pentachlorophenol	ND		ug/l	0.80	--	1
Hexachlorobenzene	ND		ug/l	0.80	--	1
Hexachloroethane	ND		ug/l	0.80	--	1

Project Name: TROY MILLS LANDFILL SUPERFUND **Lab Number:** L2263832

Project Number: 04.0190987.33 **Report Date:** 11/30/22

SAMPLE RESULTS

Lab ID: L2263832-06 Date Collected: 11/10/22 14:00

Client ID: TRY_MW-A28 Date Received: 11/14/22

Sample Location: TROY, NH Field Prep: Not Specified

Sample Depth:

Parameter	Result	Qualifier	Units	RL	MDL	Dilution Factor
Semivolatile Organics by GC/MS-SIM - Westborough Lab						

Surrogate	% Recovery	Qualifier	Acceptance Criteria
2-Fluorophenol	44		21-120
Phenol-d6	47		10-120
Nitrobenzene-d5	83		23-120
2-Fluorobiphenyl	70		15-120
2,4,6-Tribromophenol	37		10-120
4-Terphenyl-d14	76		41-149

Project Name: TROY MILLS LANDFILL SUPERFUND
Lab Number: L2263832
Project Number: 04.0190987.33
Report Date: 11/30/22

SAMPLE RESULTS

Lab ID: L2263832-06
Client ID: TRY_MW-A28
Sample Location: TROY, NH

Date Collected: 11/10/22 14:00
Date Received: 11/14/22
Field Prep: Not Specified

Sample Depth:
Matrix: Water
Analytical Method: 1,8270E-SIM
Analytical Date: 11/21/22 15:17
Analyst: AMV

Extraction Method: EPA 3510C
Extraction Date: 11/17/22 12:20

Parameter	Result	Qualifier	Units	RL	MDL	Dilution Factor
1,4 Dioxane by 8270E-SIM - Mansfield Lab						
1,4-Dioxane	ND		ug/l	0.134	--	1

Surrogate	% Recovery	Qualifier	Acceptance Criteria
1,4-Dioxane-d8	45		15-110

Project Name: TROY MILLS LANDFILL SUPERFUND **Lab Number:** L2263832

Project Number: 04.0190987.33 **Report Date:** 11/30/22

SAMPLE RESULTS

Lab ID: L2263832-07
Client ID: TRY_MW-A28 DUP
Sample Location: TROY, NH

Date Collected: 11/10/22 14:00
Date Received: 11/14/22
Field Prep: Not Specified

Sample Depth:
Matrix: Water
Analytical Method: 1,8270E
Analytical Date: 11/16/22 18:13
Analyst: EK

Extraction Method: EPA 3510C
Extraction Date: 11/15/22 15:56

Parameter	Result	Qualifier	Units	RL	MDL	Dilution Factor
Semivolatile Organics by GC/MS - Westborough Lab						
Benzidine	ND		ug/l	20	--	1
1,2,4-Trichlorobenzene	ND		ug/l	5.0	--	1
Bis(2-chloroethyl)ether	ND		ug/l	2.0	--	1
1,2-Dichlorobenzene	ND		ug/l	2.0	--	1
1,3-Dichlorobenzene	ND		ug/l	2.0	--	1
1,4-Dichlorobenzene	ND		ug/l	2.0	--	1
3,3'-Dichlorobenzidine	ND		ug/l	5.0	--	1
2,4-Dinitrotoluene	ND		ug/l	5.0	--	1
2,6-Dinitrotoluene	ND		ug/l	5.0	--	1
Azobenzene	ND		ug/l	2.0	--	1
4-Chlorophenyl phenyl ether	ND		ug/l	2.0	--	1
4-Bromophenyl phenyl ether	ND		ug/l	2.0	--	1
Bis(2-chloroisopropyl)ether	ND		ug/l	2.0	--	1
Bis(2-chloroethoxy)methane	ND		ug/l	5.0	--	1
Hexachlorocyclopentadiene	ND		ug/l	20	--	1
Isophorone	ND		ug/l	5.0	--	1
Nitrobenzene	ND		ug/l	2.0	--	1
NDPA/DPA	ND		ug/l	2.0	--	1
n-Nitrosodi-n-propylamine	ND		ug/l	5.0	--	1
Bis(2-ethylhexyl)phthalate	13.		ug/l	3.0	--	1
Butyl benzyl phthalate	ND		ug/l	5.0	--	1
Di-n-butylphthalate	ND		ug/l	5.0	--	1
Di-n-octylphthalate	ND		ug/l	5.0	--	1
Diethyl phthalate	ND		ug/l	5.0	--	1
Dimethyl phthalate	ND		ug/l	5.0	--	1
Biphenyl	ND		ug/l	2.0	--	1
Aniline	ND		ug/l	2.0	--	1
4-Chloroaniline	ND		ug/l	5.0	--	1

Project Name: TROY MILLS LANDFILL SUPERFUND **Lab Number:** L2263832

Project Number: 04.0190987.33 **Report Date:** 11/30/22

SAMPLE RESULTS

Lab ID: L2263832-07 Date Collected: 11/10/22 14:00

Client ID: TRY_MW-A28 DUP Date Received: 11/14/22

Sample Location: TROY, NH Field Prep: Not Specified

Sample Depth:

Parameter	Result	Qualifier	Units	RL	MDL	Dilution Factor
Semivolatile Organics by GC/MS - Westborough Lab						
2-Nitroaniline	ND		ug/l	5.0	--	1
3-Nitroaniline	ND		ug/l	5.0	--	1
4-Nitroaniline	ND		ug/l	5.0	--	1
Dibenzofuran	ND		ug/l	2.0	--	1
n-Nitrosodimethylamine	ND		ug/l	2.0	--	1
2,4,6-Trichlorophenol	ND		ug/l	5.0	--	1
p-Chloro-m-cresol	ND		ug/l	2.0	--	1
2-Chlorophenol	ND		ug/l	2.0	--	1
2,4-Dichlorophenol	ND		ug/l	5.0	--	1
2,4-Dimethylphenol	ND		ug/l	5.0	--	1
2-Nitrophenol	ND		ug/l	10	--	1
4-Nitrophenol	ND		ug/l	10	--	1
2,4-Dinitrophenol	ND		ug/l	20	--	1
4,6-Dinitro-o-cresol	ND		ug/l	10	--	1
Phenol	ND		ug/l	5.0	--	1
2-Methylphenol	ND		ug/l	5.0	--	1
3-Methylphenol/4-Methylphenol	ND		ug/l	5.0	--	1
2,4,5-Trichlorophenol	ND		ug/l	5.0	--	1
Benzoic Acid	ND		ug/l	50	--	1
Benzyl Alcohol	ND		ug/l	2.0	--	1
Carbazole	ND		ug/l	2.0	--	1
Pyridine	ND		ug/l	3.5	--	1

Surrogate	% Recovery	Qualifier	Acceptance Criteria
2-Fluorophenol	47		21-120
Phenol-d6	40		10-120
Nitrobenzene-d5	53		23-120
2-Fluorobiphenyl	61		15-120
2,4,6-Tribromophenol	62		10-120
4-Terphenyl-d14	65		41-149

Project Name: TROY MILLS LANDFILL SUPERFUND **Lab Number:** L2263832

Project Number: 04.0190987.33 **Report Date:** 11/30/22

SAMPLE RESULTS

Lab ID: L2263832-07
Client ID: TRY_MW-A28 DUP
Sample Location: TROY, NH

Date Collected: 11/10/22 14:00
Date Received: 11/14/22
Field Prep: Not Specified

Sample Depth:
Matrix: Water
Analytical Method: 1,8270E-SIM
Analytical Date: 11/17/22 23:13
Analyst: WR

Extraction Method: EPA 3510C
Extraction Date: 11/15/22 15:55

Parameter	Result	Qualifier	Units	RL	MDL	Dilution Factor
Semivolatile Organics by GC/MS-SIM - Westborough Lab						
Acenaphthene	ND		ug/l	0.10	--	1
2-Chloronaphthalene	ND		ug/l	0.20	--	1
Fluoranthene	ND		ug/l	0.10	--	1
Hexachlorobutadiene	ND		ug/l	0.50	--	1
Naphthalene	0.21		ug/l	0.10	--	1
Benzo(a)anthracene	ND		ug/l	0.10	--	1
Benzo(a)pyrene	ND		ug/l	0.10	--	1
Benzo(b)fluoranthene	ND		ug/l	0.10	--	1
Benzo(k)fluoranthene	ND		ug/l	0.10	--	1
Chrysene	ND		ug/l	0.10	--	1
Acenaphthylene	ND		ug/l	0.10	--	1
Anthracene	ND		ug/l	0.10	--	1
Benzo(ghi)perylene	ND		ug/l	0.10	--	1
Fluorene	ND		ug/l	0.10	--	1
Phenanthrene	ND		ug/l	0.10	--	1
Dibenzo(a,h)anthracene	ND		ug/l	0.10	--	1
Indeno(1,2,3-cd)pyrene	ND		ug/l	0.10	--	1
Pyrene	ND		ug/l	0.10	--	1
1-Methylnaphthalene	ND		ug/l	0.10	--	1
2-Methylnaphthalene	ND		ug/l	0.10	--	1
Pentachlorophenol	ND		ug/l	0.80	--	1
Hexachlorobenzene	ND		ug/l	0.80	--	1
Hexachloroethane	ND		ug/l	0.80	--	1

Project Name: TROY MILLS LANDFILL SUPERFUND **Lab Number:** L2263832

Project Number: 04.0190987.33 **Report Date:** 11/30/22

SAMPLE RESULTS

Lab ID: L2263832-07 Date Collected: 11/10/22 14:00

Client ID: TRY_MW-A28 DUP Date Received: 11/14/22

Sample Location: TROY, NH Field Prep: Not Specified

Sample Depth:

Parameter	Result	Qualifier	Units	RL	MDL	Dilution Factor
Semivolatile Organics by GC/MS-SIM - Westborough Lab						

Surrogate	% Recovery	Qualifier	Acceptance Criteria
2-Fluorophenol	57		21-120
Phenol-d6	51		10-120
Nitrobenzene-d5	85		23-120
2-Fluorobiphenyl	68		15-120
2,4,6-Tribromophenol	57		10-120
4-Terphenyl-d14	71		41-149

Project Name: TROY MILLS LANDFILL SUPERFUND **Lab Number:** L2263832

Project Number: 04.0190987.33 **Report Date:** 11/30/22

Method Blank Analysis
Batch Quality Control

Analytical Method: 1,8270E
Analytical Date: 11/16/22 00:27
Analyst: SZ

Extraction Method: EPA 3510C
Extraction Date: 11/15/22 12:22

Parameter	Result	Qualifier	Units	RL	MDL
Semivolatile Organics by GC/MS - Westborough Lab for sample(s): 02-07 Batch: WG1712532-1					
Acenaphthene	ND		ug/l	2.0	--
Benzidine	ND		ug/l	20	--
1,2,4-Trichlorobenzene	ND		ug/l	5.0	--
Hexachlorobenzene	ND		ug/l	2.0	--
Bis(2-chloroethyl)ether	ND		ug/l	2.0	--
2-Chloronaphthalene	ND		ug/l	2.0	--
1,2-Dichlorobenzene	ND		ug/l	2.0	--
1,3-Dichlorobenzene	ND		ug/l	2.0	--
1,4-Dichlorobenzene	ND		ug/l	2.0	--
3,3'-Dichlorobenzidine	ND		ug/l	5.0	--
2,4-Dinitrotoluene	ND		ug/l	5.0	--
2,6-Dinitrotoluene	ND		ug/l	5.0	--
Azobenzene	ND		ug/l	2.0	--
Fluoranthene	ND		ug/l	2.0	--
4-Chlorophenyl phenyl ether	ND		ug/l	2.0	--
4-Bromophenyl phenyl ether	ND		ug/l	2.0	--
Bis(2-chloroisopropyl)ether	ND		ug/l	2.0	--
Bis(2-chloroethoxy)methane	ND		ug/l	5.0	--
Hexachlorobutadiene	ND		ug/l	2.0	--
Hexachlorocyclopentadiene	ND		ug/l	20	--
Hexachloroethane	ND		ug/l	2.0	--
Isophorone	ND		ug/l	5.0	--
Naphthalene	ND		ug/l	2.0	--
Nitrobenzene	ND		ug/l	2.0	--
NDPA/DPA	ND		ug/l	2.0	--
n-Nitrosodi-n-propylamine	ND		ug/l	5.0	--
Bis(2-ethylhexyl)phthalate	ND		ug/l	3.0	--
Butyl benzyl phthalate	ND		ug/l	5.0	--
Di-n-butylphthalate	ND		ug/l	5.0	--

Project Name: TROY MILLS LANDFILL SUPERFUND
Project Number: 04.0190987.33

Lab Number: L2263832
Report Date: 11/30/22

Method Blank Analysis
Batch Quality Control

Analytical Method: 1,8270E
Analytical Date: 11/16/22 00:27
Analyst: SZ

Extraction Method: EPA 3510C
Extraction Date: 11/15/22 12:22

Parameter	Result	Qualifier	Units	RL	MDL
Semivolatile Organics by GC/MS - Westborough Lab for sample(s): 02-07 Batch: WG1712532-1					
Di-n-octylphthalate	ND		ug/l	5.0	--
Diethyl phthalate	ND		ug/l	5.0	--
Dimethyl phthalate	ND		ug/l	5.0	--
Benzo(a)anthracene	ND		ug/l	2.0	--
Benzo(a)pyrene	ND		ug/l	2.0	--
Benzo(b)fluoranthene	ND		ug/l	2.0	--
Benzo(k)fluoranthene	ND		ug/l	2.0	--
Chrysene	ND		ug/l	2.0	--
Acenaphthylene	ND		ug/l	2.0	--
Anthracene	ND		ug/l	2.0	--
Benzo(ghi)perylene	ND		ug/l	2.0	--
Fluorene	ND		ug/l	2.0	--
Phenanthrene	ND		ug/l	2.0	--
Dibenzo(a,h)anthracene	ND		ug/l	2.0	--
Indeno(1,2,3-cd)pyrene	ND		ug/l	2.0	--
Pyrene	ND		ug/l	2.0	--
Biphenyl	ND		ug/l	2.0	--
Aniline	ND		ug/l	2.0	--
4-Chloroaniline	ND		ug/l	5.0	--
1-Methylnaphthalene	ND		ug/l	2.0	--
2-Nitroaniline	ND		ug/l	5.0	--
3-Nitroaniline	ND		ug/l	5.0	--
4-Nitroaniline	ND		ug/l	5.0	--
Dibenzofuran	ND		ug/l	2.0	--
2-Methylnaphthalene	ND		ug/l	2.0	--
n-Nitrosodimethylamine	ND		ug/l	2.0	--
2,4,6-Trichlorophenol	ND		ug/l	5.0	--
p-Chloro-m-cresol	ND		ug/l	2.0	--
2-Chlorophenol	ND		ug/l	2.0	--

Project Name: TROY MILLS LANDFILL SUPERFUND
Project Number: 04.0190987.33
Lab Number: L2263832
Report Date: 11/30/22

Method Blank Analysis
Batch Quality Control

Analytical Method: 1,8270E
Analytical Date: 11/16/22 00:27
Analyst: SZ

Extraction Method: EPA 3510C
Extraction Date: 11/15/22 12:22

Parameter	Result	Qualifier	Units	RL	MDL
Semivolatile Organics by GC/MS - Westborough Lab for sample(s): 02-07 Batch: WG1712532-1					
2,4-Dichlorophenol	ND		ug/l	5.0	--
2,4-Dimethylphenol	ND		ug/l	5.0	--
2-Nitrophenol	ND		ug/l	10	--
4-Nitrophenol	ND		ug/l	10	--
2,4-Dinitrophenol	ND		ug/l	20	--
4,6-Dinitro-o-cresol	ND		ug/l	10	--
Pentachlorophenol	ND		ug/l	10	--
Phenol	ND		ug/l	5.0	--
2-Methylphenol	ND		ug/l	5.0	--
3-Methylphenol/4-Methylphenol	ND		ug/l	5.0	--
2,4,5-Trichlorophenol	ND		ug/l	5.0	--
Benzoic Acid	ND		ug/l	50	--
Benzyl Alcohol	ND		ug/l	2.0	--
Carbazole	ND		ug/l	2.0	--
Pyridine	ND		ug/l	3.5	--

Surrogate	%Recovery	Qualifier	Acceptance Criteria
2-Fluorophenol	61		21-120
Phenol-d6	51		10-120
Nitrobenzene-d5	84		23-120
2-Fluorobiphenyl	67		15-120
2,4,6-Tribromophenol	71		10-120
4-Terphenyl-d14	70		41-149

Project Name: TROY MILLS LANDFILL SUPERFUND
Project Number: 04.0190987.33

Lab Number: L2263832
Report Date: 11/30/22

Method Blank Analysis
Batch Quality Control

Analytical Method: 1,8270E-SIM
Analytical Date: 11/17/22 15:11
Analyst: WR

Extraction Method: EPA 3510C
Extraction Date: 11/15/22 12:23

Parameter	Result	Qualifier	Units	RL	MDL
Semivolatile Organics by GC/MS-SIM - Westborough Lab for sample(s): 02-07 Batch: WG1712533-1					
Acenaphthene	ND		ug/l	0.10	--
2-Chloronaphthalene	ND		ug/l	0.20	--
Fluoranthene	ND		ug/l	0.10	--
Hexachlorobutadiene	ND		ug/l	0.50	--
Naphthalene	ND		ug/l	0.10	--
Benzo(a)anthracene	ND		ug/l	0.10	--
Benzo(a)pyrene	ND		ug/l	0.10	--
Benzo(b)fluoranthene	ND		ug/l	0.10	--
Benzo(k)fluoranthene	ND		ug/l	0.10	--
Chrysene	ND		ug/l	0.10	--
Acenaphthylene	ND		ug/l	0.10	--
Anthracene	ND		ug/l	0.10	--
Benzo(ghi)perylene	ND		ug/l	0.10	--
Fluorene	ND		ug/l	0.10	--
Phenanthrene	ND		ug/l	0.10	--
Dibenzo(a,h)anthracene	ND		ug/l	0.10	--
Indeno(1,2,3-cd)pyrene	ND		ug/l	0.10	--
Pyrene	ND		ug/l	0.10	--
1-Methylnaphthalene	ND		ug/l	0.10	--
2-Methylnaphthalene	ND		ug/l	0.10	--
Pentachlorophenol	ND		ug/l	0.80	--
Hexachlorobenzene	ND		ug/l	0.80	--
Hexachloroethane	ND		ug/l	0.80	--

Project Name: TROY MILLS LANDFILL SUPERFUND
Project Number: 04.0190987.33

Lab Number: L2263832
Report Date: 11/30/22

Method Blank Analysis
Batch Quality Control

Analytical Method: 1,8270E-SIM
Analytical Date: 11/17/22 15:11
Analyst: WR

Extraction Method: EPA 3510C
Extraction Date: 11/15/22 12:23

Parameter	Result	Qualifier	Units	RL	MDL
Semivolatile Organics by GC/MS-SIM - Westborough Lab for sample(s): 02-07 Batch: WG1712533-1					

Surrogate	%Recovery	Qualifier	Acceptance Criteria
2-Fluorophenol	39		21-120
Phenol-d6	46		10-120
Nitrobenzene-d5	84		23-120
2-Fluorobiphenyl	71		15-120
2,4,6-Tribromophenol	32		10-120
4-Terphenyl-d14	83		41-149

Project Name: TROY MILLS LANDFILL SUPERFUND
Project Number: 04.0190987.33
Lab Number: L2263832
Report Date: 11/30/22

Method Blank Analysis
Batch Quality Control

Analytical Method: 1,8270E-SIM
Analytical Date: 11/23/22 12:31
Analyst: TPR

Extraction Method: EPA 3510C
Extraction Date: 11/17/22 09:20

Parameter	Result	Qualifier	Units	RL	MDL
1,4 Dioxane by 8270E-SIM - Mansfield Lab for sample(s): 02 Batch: WG1713373-1					
1,4-Dioxane	ND		ug/l	0.150	--

Surrogate	%Recovery	Qualifier	Acceptance Criteria
1,4-Dioxane-d8	60		15-110

Project Name: TROY MILLS LANDFILL SUPERFUND
Project Number: 04.0190987.33
Lab Number: L2263832
Report Date: 11/30/22

Method Blank Analysis
Batch Quality Control

Analytical Method: 1,8270E-SIM
Analytical Date: 11/21/22 10:49
Analyst: AMV

Extraction Method: EPA 3510C
Extraction Date: 11/17/22 12:20

Parameter	Result	Qualifier	Units	RL	MDL
1,4 Dioxane by 8270E-SIM - Mansfield Lab for sample(s): 03,05-06 Batch: WG1713500-1					
1,4-Dioxane	ND		ug/l	0.150	--

Surrogate	%Recovery	Qualifier	Acceptance Criteria
1,4-Dioxane-d8	49		15-110

Lab Control Sample Analysis
Batch Quality Control

Project Name: TROY MILLS LANDFILL SUPERFUND
Project Number: 04.0190987.33
Lab Number: L2263832
Report Date: 11/30/22

Parameter	LCS %Recovery	Qual	LCSD %Recovery	Qual	%Recovery Limits	RPD	Qual	RPD Limits
Semivolatile Organics by GC/MS - Westborough Lab Associated sample(s): 02-07 Batch: WG1712532-2 WG1712532-3								
Acenaphthene	52		53		37-111	2		30
Benzidine	**0**	Q	**1**	Q	10-75	NC		30
1,2,4-Trichlorobenzene	51		56		39-98	9		30
Hexachlorobenzene	54		55		40-140	2		30
Bis(2-chloroethyl)ether	51		59		40-140	15		30
2-Chloronaphthalene	52		56		40-140	7		30
1,2-Dichlorobenzene	50		57		40-140	13		30
1,3-Dichlorobenzene	47		58		40-140	21		30
1,4-Dichlorobenzene	47		54		36-97	14		30
3,3'-Dichlorobenzidine	44		46		40-140	4		30
2,4-Dinitrotoluene	79		81		48-143	3		30
2,6-Dinitrotoluene	77		73		40-140	5		30
Azobenzene	61		60		40-140	2		30
Fluoranthene	54		51		40-140	6		30
4-Chlorophenyl phenyl ether	55		55		40-140	0		30
4-Bromophenyl phenyl ether	56		56		40-140	0		30
Bis(2-chloroisopropyl)ether	55		62		40-140	12		30
Bis(2-chloroethoxy)methane	61		66		40-140	8		30
Hexachlorobutadiene	45		47		40-140	4		30
Hexachlorocyclopentadiene	52		54		40-140	4		30
Hexachloroethane	46		56		40-140	20		30
Isophorone	57		65		40-140	13		30
Naphthalene	51		52		40-140	2		30

Lab Control Sample Analysis
Batch Quality Control

Project Name: TROY MILLS LANDFILL SUPERFUND
Project Number: 04.0190987.33
Lab Number: L2263832
Report Date: 11/30/22

Parameter	LCS %Recovery	Qual	LCSD %Recovery	Qual	%Recovery Limits	RPD	Qual	RPD Limits
Semivolatile Organics by GC/MS - Westborough Lab Associated sample(s): 02-07 Batch: WG1712532-2 WG1712532-3								
Nitrobenzene	62		73		40-140	16		30
NDPA/DPA	55		56		40-140	2		30
n-Nitrosodi-n-propylamine	57		64		29-132	12		30
Bis(2-ethylhexyl)phthalate	84		83		40-140	1		30
Butyl benzyl phthalate	72		69		40-140	4		30
Di-n-butylphthalate	64		64		40-140	0		30
Di-n-octylphthalate	77		76		40-140	1		30
Diethyl phthalate	64		63		40-140	2		30
Dimethyl phthalate	65		67		40-140	3		30
Benzo(a)anthracene	59		59		40-140	0		30
Benzo(a)pyrene	54		52		40-140	4		30
Benzo(b)fluoranthene	63		61		40-140	3		30
Benzo(k)fluoranthene	52		50		40-140	4		30
Chrysene	57		56		40-140	2		30
Acenaphthylene	57		59		45-123	3		30
Anthracene	56		54		40-140	4		30
Benzo(ghi)perylene	53		50		40-140	6		30
Fluorene	56		56		40-140	0		30
Phenanthrene	54		53		40-140	2		30
Dibenzo(a,h)anthracene	52		52		40-140	0		30
Indeno(1,2,3-cd)pyrene	56		54		40-140	4		30
Pyrene	54		53		26-127	2		30
Biphenyl	53		56		40-140	6		30

Lab Control Sample Analysis
Batch Quality Control

Project Name: TROY MILLS LANDFILL SUPERFUND
Project Number: 04.0190987.33
Lab Number: L2263832
Report Date: 11/30/22

Parameter	LCS %Recovery	Qual	LCSD %Recovery	Qual	%Recovery Limits	RPD	Qual	RPD Limits
Semivolatile Organics by GC/MS - Westborough Lab Associated sample(s): 02-07 Batch: WG1712532-2 WG1712532-3								
Aniline	**18**	Q	**24**	Q	40-140	29		30
4-Chloroaniline	47		53		40-140	12		30
1-Methylnaphthalene	54		55		41-103	2		30
2-Nitroaniline	78		83		52-143	6		30
3-Nitroaniline	67		64		25-145	5		30
4-Nitroaniline	70		70		51-143	0		30
Dibenzofuran	55		55		40-140	0		30
2-Methylnaphthalene	53		56		40-140	6		30
n-Nitrosodimethylamine	45		49		22-74	9		30
2,4,6-Trichlorophenol	58		58		30-130	0		30
p-Chloro-m-cresol	62		63		23-97	2		30
2-Chlorophenol	52		60		27-123	14		30
2,4-Dichlorophenol	56		63		30-130	12		30
2,4-Dimethylphenol	31		53		30-130	**52**	Q	30
2-Nitrophenol	72		84		30-130	15		30
4-Nitrophenol	80		79		10-80	1		30
2,4-Dinitrophenol	85		88		20-130	3		30
4,6-Dinitro-o-cresol	92		94		20-164	2		30
Pentachlorophenol	54		52		9-103	4		30
Phenol	45		49		12-110	9		30
2-Methylphenol	49		60		30-130	20		30
3-Methylphenol/4-Methylphenol	57		68		30-130	18		30
2,4,5-Trichlorophenol	58		60		30-130	3		30

Lab Control Sample Analysis
Batch Quality Control

Project Name: TROY MILLS LANDFILL SUPERFUND
Project Number: 04.0190987.33
Lab Number: L2263832
Report Date: 11/30/22

Parameter	LCS %Recovery	Qual	LCSD %Recovery	Qual	%Recovery Limits	RPD	Qual	RPD Limits
Semivolatile Organics by GC/MS - Westborough Lab Associated sample(s): 02-07 Batch: WG1712532-2 WG1712532-3								
Benzoic Acid	68		62		10-164	9		30
Benzyl Alcohol	57		63		26-116	10		30
Carbazole	57		**54**	Q	55-144	5		30
Pyridine	**5**	Q	16		10-66	**102**	Q	30

Surrogate	LCS %Recovery	Qual	LCSD %Recovery	Qual	Acceptance Criteria
2-Fluorophenol	47		54		21-120
Phenol-d6	43		47		10-120
Nitrobenzene-d5	62		72		23-120
2-Fluorobiphenyl	55		56		15-120
2,4,6-Tribromophenol	56		58		10-120
4-Terphenyl-d14	50		52		41-149

Lab Control Sample Analysis
Batch Quality Control

Project Name: TROY MILLS LANDFILL SUPERFUND
Project Number: 04.0190987.33
Lab Number: L2263832
Report Date: 11/30/22

Parameter	LCS %Recovery	Qual	LCSD %Recovery	Qual	%Recovery Limits	RPD	Qual	RPD Limits
Semivolatile Organics by GC/MS-SIM - Westborough Lab Associated sample(s): 02-07 Batch: WG1712533-2 WG1712533-3								
Acenaphthene	74		64		40-140	14		40
2-Chloronaphthalene	70		60		40-140	15		40
Fluoranthene	82		75		40-140	9		40
Hexachlorobutadiene	63		52		40-140	19		40
Naphthalene	72		60		40-140	18		40
Benzo(a)anthracene	86		79		40-140	8		40
Benzo(a)pyrene	91		83		40-140	9		40
Benzo(b)fluoranthene	91		86		40-140	6		40
Benzo(k)fluoranthene	95		83		40-140	13		40
Chrysene	79		72		40-140	9		40
Acenaphthylene	77		66		40-140	15		40
Anthracene	83		73		40-140	13		40
Benzo(ghi)perylene	85		81		40-140	5		40
Fluorene	77		68		40-140	12		40
Phenanthrene	78		69		40-140	12		40
Dibenzo(a,h)anthracene	93		89		40-140	4		40
Indeno(1,2,3-cd)pyrene	91		88		40-140	3		40
Pyrene	82		76		40-140	8		40
1-Methylnaphthalene	72		61		40-140	17		40
2-Methylnaphthalene	74		62		40-140	18		40
Pentachlorophenol	53		58		40-140	9		40
Hexachlorobenzene	75		66		40-140	13		40
Hexachloroethane	69		57		40-140	19		40

Lab Control Sample Analysis

Batch Quality Control

Project Name: TROY MILLS LANDFILL SUPERFUND

Project Number: 04.0190987.33

Lab Number: L2263832

Report Date: 11/30/22

Parameter	LCS %Recovery	Qual	LCSD %Recovery	Qual	%Recovery Limits	RPD	Qual	RPD Limits
Semivolatile Organics by GC/MS-SIM - Westborough Lab Associated sample(s): 02-07 Batch: WG1712533-2 WG1712533-3								

Surrogate	LCS %Recovery	Qual	LCSD %Recovery	Qual	Acceptance Criteria
2-Fluorophenol	55		53		21-120
Phenol-d6	55		51		10-120
Nitrobenzene-d5	88		73		23-120
2-Fluorobiphenyl	72		62		15-120
2,4,6-Tribromophenol	40		49		10-120
4-Terphenyl-d14	81		75		41-149

Lab Control Sample Analysis
Batch Quality Control

Project Name: TROY MILLS LANDFILL SUPERFUND
Project Number: 04.0190987.33
Lab Number: L2263832
Report Date: 11/30/22

Parameter	LCS %Recovery	Qual	LCSD %Recovery	Qual	%Recovery Limits	RPD	Qual	RPD Limits
1,4 Dioxane by 8270E-SIM - Mansfield Lab Associated sample(s): 02 Batch: WG1713373-2 WG1713373-3								
1,4-Dioxane	110		108		40-140	2		30

Surrogate	LCS %Recovery	Qual	LCSD %Recovery	Qual	Acceptance Criteria
1,4-Dioxane-d8	61		64		15-110

Lab Control Sample Analysis

Batch Quality Control

Project Name: TROY MILLS LANDFILL SUPERFUND

Project Number: 04.0190987.33

Lab Number: L2263832

Report Date: 11/30/22

Parameter	LCS %Recovery	Qual	LCSD %Recovery	Qual	%Recovery Limits	RPD	Qual	RPD Limits
1,4 Dioxane by 8270E-SIM - Mansfield Lab Associated sample(s): 03,05-06 Batch: WG1713500-2 WG1713500-3								
1,4-Dioxane	109		108		40-140	1		30

Surrogate	LCS %Recovery	Qual	LCSD %Recovery	Qual	Acceptance Criteria
1,4-Dioxane-d8	47		52		15-110

METALS

Project Name: TROY MILLS LANDFILL SUPERFUND
Lab Number: L2263832
Project Number: 04.0190987.33
Report Date: 11/30/22

SAMPLE RESULTS

Lab ID: L2263832-02
Client ID: TRY_MW-201SX
Sample Location: TROY, NH

Date Collected: 11/10/22 09:55
Date Received: 11/14/22
Field Prep: Not Specified

Sample Depth:
Matrix: Water

Parameter	Result	Qualifier	Units	RL	MDL	Dilution Factor	Date Prepared	Date Analyzed	Prep Method	Analytical Method	Analyst
Total Metals - Mansfield Lab											
Manganese, Total	15.26		mg/l	0.00500	--	5	11/16/22 00:30	11/30/22 08:30	EPA 3005A	1,6020B	SV

Project Name: TROY MILLS LANDFILL SUPERFUND
Lab Number: L2263832
Project Number: 04.0190987.33
Report Date: 11/30/22

SAMPLE RESULTS

Lab ID: L2263832-03
Client ID: TRY_MW-204
Sample Location: TROY, NH

Date Collected: 11/10/22 14:05
Date Received: 11/14/22
Field Prep: Not Specified

Sample Depth:
Matrix: Water

Parameter	Result	Qualifier	Units	RL	MDL	Dilution Factor	Date Prepared	Date Analyzed	Prep Method	Analytical Method	Analyst
Total Metals - Mansfield Lab											
Manganese, Total	8.622		mg/l	0.00100	--	1	11/16/22 00:30	11/30/22 02:16	EPA 3005A	1,6020B	SV

Project Name: TROY MILLS LANDFILL SUPERFUND
Lab Number: L2263832
Project Number: 04.0190987.33
Report Date: 11/30/22

SAMPLE RESULTS

Lab ID: L2263832-04
Client ID: TRY_MW-204 DUP
Sample Location: TROY, NH
Date Collected: 11/10/22 14:05
Date Received: 11/14/22
Field Prep: Not Specified

Sample Depth:
Matrix: Water

Parameter	Result	Qualifier	Units	RL	MDL	Dilution Factor	Date Prepared	Date Analyzed	Prep Method	Analytical Method	Analyst
Total Metals - Mansfield Lab											
Manganese, Total	8.499		mg/l	0.00100	--	1	11/16/22 00:30	11/30/22 02:21	EPA 3005A	1,6020B	SV

Project Name: TROY MILLS LANDFILL SUPERFUND **Lab Number:** L2263832

Project Number: 04.0190987.33 **Report Date:** 11/30/22

SAMPLE RESULTS

Lab ID: L2263832-05 Date Collected: 11/10/22 10:00

Client ID: TRY_MW-101D Date Received: 11/14/22

Sample Location: TROY, NH Field Prep: Not Specified

Sample Depth:

Matrix: Water

Parameter	Result	Qualifier	Units	RL	MDL	Dilution Factor	Date Prepared	Date Analyzed	Prep Method	Analytical Method	Analyst
Total Metals - Mansfield Lab											
Manganese, Total	0.2860		mg/l	0.00100	--	1	11/16/22 00:30	11/30/22 02:35	EPA 3005A	1,6020B	SV

Project Name: TROY MILLS LANDFILL SUPERFUND
Lab Number: L2263832
Project Number: 04.0190987.33
Report Date: 11/30/22

SAMPLE RESULTS

Lab ID: L2263832-06
Client ID: TRY_MW-A28
Sample Location: TROY, NH

Date Collected: 11/10/22 14:00
Date Received: 11/14/22
Field Prep: Not Specified

Sample Depth:
Matrix: Water

Parameter	Result	Qualifier	Units	RL	MDL	Dilution Factor	Date Prepared	Date Analyzed	Prep Method	Analytical Method	Analyst
Total Metals - Mansfield Lab											
Manganese, Total	0.6008		mg/l	0.00100	--	1	11/16/22 00:30	11/30/22 02:40	EPA 3005A	1,6020B	SV

Project Name: TROY MILLS LANDFILL SUPERFUND **Lab Number:** L2263832

Project Number: 04.0190987.33 **Report Date:** 11/30/22

Method Blank Analysis
Batch Quality Control

Parameter	Result	Qualifier	Units	RL	MDL	Dilution Factor	Date Prepared	Date Analyzed	Analytical Method	Analyst
Total Metals - Mansfield Lab for sample(s): 02-06 Batch: WG1712548-1										
Manganese, Total	ND		mg/l	0.00100	--	1	11/16/22 00:30	11/30/22 01:37	1,6020B	SV

Prep Information

Digestion Method: EPA 3005A

Lab Control Sample Analysis

Batch Quality Control

Project Name: TROY MILLS LANDFILL SUPERFUND

Project Number: 04.0190987.33

Lab Number: L2263832

Report Date: 11/30/22

Parameter	LCS %Recovery	Qual	LCSD %Recovery	Qual	%Recovery Limits	RPD	Qual	RPD Limits
Total Metals - Mansfield Lab Associated sample(s): 02-06 Batch: WG1712548-2								
Manganese, Total	96		-		80-120	-		

Matrix Spike Analysis
Batch Quality Control

Project Name: TROY MILLS LANDFILL SUPERFUND
Project Number: 04.0190987.33

Lab Number: L2263832
Report Date: 11/30/22

Parameter	Native Sample	MS Added	MS Found	MS %Recovery	Qual	MSD Found	MSD %Recovery	Qual	Recovery Limits	RPD	Qual	RPD Limits
Total Metals - Mansfield Lab Associated sample(s): 02-06 QC Batch ID: WG1712548-3 QC Sample: L2263831-02 Client ID: MS Sample												
Manganese, Total	0.03277	0.5	0.4970	93		-	-		75-125	-		20

Lab Duplicate Analysis

Batch Quality Control

Project Name: TROY MILLS LANDFILL SUPERFUND

Project Number: 04.0190987.33

Lab Number: L2263832

Report Date: 11/30/22

Parameter	Native Sample	Duplicate Sample	Units	RPD	Qual	RPD Limits
Total Metals - Mansfield Lab Associated sample(s): 02-06 QC Batch ID: WG1712548-4 QC Sample: L2263831-02 Client ID: DUP Sample						
Manganese, Total	0.03277	0.03228	mg/l	2		20

Lab Serial Dilution Analysis

Batch Quality Control

Project Name: TROY MILLS LANDFILL SUPERFUND
Project Number: 04.0190987.33

Lab Number: L2263832
Report Date: 11/30/22

Parameter	Native Sample	Serial Dilution	Units	% D	Qual	RPD Limits
Total Metals - Mansfield Lab Associated sample(s): 02-06 QC Batch ID: WG1712548-6 QC Sample: L2263831-02 Client ID: DUP Sample						
Manganese, Total	0.03277	0.03141	mg/l	4		20

Project Name: TROY MILLS LANDFILL SUPERFUND
Project Number: 04.0190987.33

Lab Number: L2263832
Report Date: 11/30/22

Sample Receipt and Container Information

Were project specific reporting limits specified? YES

Cooler Information

Cooler	Custody Seal
A	Absent
B	Absent

Container Information

Container ID	Container Type	Cooler	Initial pH	Final pH	Temp deg C	Pres	Seal	Frozen Date/Time	Analysis(*)
L2263832-01A	Vial HCl preserved	B	NA		2.3	Y	Absent		8260-NH(14)
L2263832-01B	Vial HCl preserved	B	NA		2.3	Y	Absent		8260-NH(14)
L2263832-02A	Vial HCl preserved	B	NA		2.3	Y	Absent		8260-NH(14)
L2263832-02B	Vial HCl preserved	B	NA		2.3	Y	Absent		8260-NH(14)
L2263832-02C	Vial HCl preserved	B	NA		2.3	Y	Absent		8260-NH(14)
L2263832-02D	Plastic 250ml HNO3 preserved	B	<2	<2	2.3	Y	Absent		MN-6020T(180)
L2263832-02E	Amber 250ml unpreserved	B	7	7	2.3	Y	Absent		8270TCL-LVI(7),8270TCL-SIM-LVI(7)
L2263832-02F	Amber 250ml unpreserved	B	7	7	2.3	Y	Absent		8270TCL-LVI(7),8270TCL-SIM-LVI(7)
L2263832-02G	Amber 250ml unpreserved	B	7	7	2.3	Y	Absent		A2-14-DIOXANESIM-PPB(7)
L2263832-02H	Amber 250ml unpreserved	B	7	7	2.3	Y	Absent		A2-14-DIOXANESIM-PPB(7)
L2263832-03A	Vial HCl preserved	B	NA		2.3	Y	Absent		8260-NH(14)
L2263832-03B	Vial HCl preserved	B	NA		2.3	Y	Absent		8260-NH(14)
L2263832-03C	Vial HCl preserved	B	NA		2.3	Y	Absent		8260-NH(14)
L2263832-03D	Plastic 250ml HNO3 preserved	B	<2	<2	2.3	Y	Absent		MN-6020T(180)
L2263832-03E	Amber 250ml unpreserved	B	7	7	2.3	Y	Absent		8270TCL-LVI(7),8270TCL-SIM-LVI(7)
L2263832-03F	Amber 250ml unpreserved	B	7	7	2.3	Y	Absent		8270TCL-LVI(7),8270TCL-SIM-LVI(7)
L2263832-03G	Amber 250ml unpreserved	B	7	7	2.3	Y	Absent		A2-14-DIOXANESIM-PPB(7)
L2263832-03H	Amber 250ml unpreserved	B	7	7	2.3	Y	Absent		A2-14-DIOXANESIM-PPB(7)
L2263832-04A	Vial HCl preserved	B	NA		2.3	Y	Absent		8260-NH(14)
L2263832-04B	Vial HCl preserved	B	NA		2.3	Y	Absent		8260-NH(14)
L2263832-04C	Vial HCl preserved	B	NA		2.3	Y	Absent		8260-NH(14)
L2263832-04D	Plastic 250ml HNO3 preserved	B	<2	<2	2.3	Y	Absent		MN-6020T(180)

*Values in parentheses indicate holding time in days

Project Name: TROY MILLS LANDFILL SUPERFUND
Project Number: 04.0190987.33

Lab Number: L2263832
Report Date: 11/30/22

Container Information

Container ID	Container Type	Cooler	Initial pH	Final pH	Temp deg C	Pres	Seal	Frozen Date/Time	Analysis(*)
L2263832-04E	Amber 250ml unpreserved	B	7	7	2.3	Y	Absent		8270TCL-LVI(7),8270TCL-SIM-LVI(7)
L2263832-04F	Amber 250ml unpreserved	B	7	7	2.3	Y	Absent		8270TCL-LVI(7),8270TCL-SIM-LVI(7)
L2263832-05A	Vial HCl preserved	B	NA		2.3	Y	Absent		8260-NH(14)
L2263832-05B	Vial HCl preserved	B	NA		2.3	Y	Absent		8260-NH(14)
L2263832-05C	Vial HCl preserved	B	NA		2.3	Y	Absent		8260-NH(14)
L2263832-05D	Plastic 250ml HNO3 preserved	B	<2	<2	2.3	Y	Absent		MN-6020T(180)
L2263832-05E	Amber 250ml unpreserved	B	7	7	2.3	Y	Absent		8270TCL-LVI(7),8270TCL-SIM-LVI(7)
L2263832-05F	Amber 250ml unpreserved	B	7	7	2.3	Y	Absent		8270TCL-LVI(7),8270TCL-SIM-LVI(7)
L2263832-05G	Amber 250ml unpreserved	B	7	7	2.3	Y	Absent		A2-14-DIOXANESIM-PPB(7)
L2263832-05H	Amber 250ml unpreserved	B	7	7	2.3	Y	Absent		A2-14-DIOXANESIM-PPB(7)
L2263832-06A	Vial HCl preserved	B	NA		2.3	Y	Absent		8260-NH(14)
L2263832-06B	Vial HCl preserved	B	NA		2.3	Y	Absent		8260-NH(14)
L2263832-06C	Vial HCl preserved	B	NA		2.3	Y	Absent		8260-NH(14)
L2263832-06D	Plastic 250ml HNO3 preserved	B	<2	<2	2.3	Y	Absent		MN-6020T(180)
L2263832-06E	Amber 250ml unpreserved	B	7	7	2.3	Y	Absent		8270TCL-LVI(7),8270TCL-SIM-LVI(7)
L2263832-06F	Amber 250ml unpreserved	B	7	7	2.3	Y	Absent		8270TCL-LVI(7),8270TCL-SIM-LVI(7)
L2263832-06G	Amber 250ml unpreserved	B	7	7	2.3	Y	Absent		A2-14-DIOXANESIM-PPB(7)
L2263832-06H	Amber 250ml unpreserved	B	7	7	2.3	Y	Absent		A2-14-DIOXANESIM-PPB(7)
L2263832-07A	Amber 250ml unpreserved	B	7	7	2.3	Y	Absent		8270TCL-LVI(7),8270TCL-SIM-LVI(7)
L2263832-07B	Amber 250ml unpreserved	B	7	7	2.3	Y	Absent		8270TCL-LVI(7),8270TCL-SIM-LVI(7)

*Values in parentheses indicate holding time in days

Project Name:	TROY MILLS LANDFILL SUPERFUND	**Lab Number:**	L2263832
Project Number:	04.0190987.33	**Report Date:**	11/30/22

GLOSSARY

Acronyms

DL	- Detection Limit: This value represents the level to which target analyte concentrations are reported as estimated values, when those target analyte concentrations are quantified below the limit of quantitation (LOQ). The DL includes any adjustments from dilutions, concentrations or moisture content, where applicable. (DoD report formats only.)
EDL	- Estimated Detection Limit: This value represents the level to which target analyte concentrations are reported as estimated values, when those target analyte concentrations are quantified below the reporting limit (RL). The EDL includes any adjustments from dilutions, concentrations or moisture content, where applicable. The use of EDLs is specific to the analysis of PAHs using Solid-Phase Microextraction (SPME).
EMPC	- Estimated Maximum Possible Concentration: The concentration that results from the signal present at the retention time of an analyte when the ions meet all of the identification criteria except the ion abundance ratio criteria. An EMPC is a worst-case estimate of the concentration.
EPA	- Environmental Protection Agency.
LCS	- Laboratory Control Sample: A sample matrix, free from the analytes of interest, spiked with verified known amounts of analytes or a material containing known and verified amounts of analytes.
LCSD	- Laboratory Control Sample Duplicate: Refer to LCS.
LFB	- Laboratory Fortified Blank: A sample matrix, free from the analytes of interest, spiked with verified known amounts of analytes or a material containing known and verified amounts of analytes.
LOD	- Limit of Detection: This value represents the level to which a target analyte can reliably be detected for a specific analyte in a specific matrix by a specific method. The LOD includes any adjustments from dilutions, concentrations or moisture content, where applicable. (DoD report formats only.)
LOQ	- Limit of Quantitation: The value at which an instrument can accurately measure an analyte at a specific concentration. The LOQ includes any adjustments from dilutions, concentrations or moisture content, where applicable. (DoD report formats only.) Limit of Quantitation: The value at which an instrument can accurately measure an analyte at a specific concentration. The LOQ includes any adjustments from dilutions, concentrations or moisture content, where applicable. (DoD report formats only.)
MDL	- Method Detection Limit: This value represents the level to which target analyte concentrations are reported as estimated values, when those target analyte concentrations are quantified below the reporting limit (RL). The MDL includes any adjustments from dilutions, concentrations or moisture content, where applicable.
MS	- Matrix Spike Sample: A sample prepared by adding a known mass of target analyte to a specified amount of matrix sample for which an independent estimate of target analyte concentration is available. For Method 332.0, the spike recovery is calculated using the native concentration, including estimated values.
MSD	- Matrix Spike Sample Duplicate: Refer to MS.
NA	- Not Applicable.
NC	- Not Calculated: Term is utilized when one or more of the results utilized in the calculation are non-detect at the parameter's reporting unit.
NDPA/DPA	- N-Nitrosodiphenylamine/Diphenylamine.
NI	- Not Ignitable.
NP	- Non-Plastic: Term is utilized for the analysis of Atterberg Limits in soil.
NR	- No Results: Term is utilized when 'No Target Compounds Requested' is reported for the analysis of Volatile or Semivolatile Organic TIC only requests.
RL	- Reporting Limit: The value at which an instrument can accurately measure an analyte at a specific concentration. The RL includes any adjustments from dilutions, concentrations or moisture content, where applicable.
RPD	- Relative Percent Difference: The results from matrix and/or matrix spike duplicates are primarily designed to assess the precision of analytical results in a given matrix and are expressed as relative percent difference (RPD). Values which are less than five times the reporting limit for any individual parameter are evaluated by utilizing the absolute difference between the values; although the RPD value will be provided in the report.
SRM	- Standard Reference Material: A reference sample of a known or certified value that is of the same or similar matrix as the associated field samples.
STLP	- Semi-dynamic Tank Leaching Procedure per EPA Method 1315.
TEF	- Toxic Equivalency Factors: The values assigned to each dioxin and furan to evaluate their toxicity relative to 2,3,7,8-TCDD.
TEQ	- Toxic Equivalent: The measure of a sample's toxicity derived by multiplying each dioxin and furan by its corresponding TEF and then summing the resulting values.
TIC	- Tentatively Identified Compound: A compound that has been identified to be present and is not part of the target compound list (TCL) for the method and/or program. All TICs are qualitatively identified and reported as estimated concentrations.

Report Format: Data Usability Report

Project Name:	TROY MILLS LANDFILL SUPERFUND	**Lab Number:**	L2263832
Project Number:	04.0190987.33	**Report Date:**	11/30/22

Footnotes

1 - The reference for this analyte should be considered modified since this analyte is absent from the target analyte list of the original method.

Terms

Analytical Method: Both the document from which the method originates and the analytical reference method. (Example: EPA 8260B is shown as 1,8260B.) The codes for the reference method documents are provided in the References section of the Addendum.

Chlordane: The target compound Chlordane (CAS No. 57-74-9) is reported for GC ECD analyses. Per EPA,this compound "refers to a mixture of chlordane isomers, other chlorinated hydrocarbons and numerous other components." (Reference: USEPA Toxicological Review of Chlordane, In Support of Summary Information on the Integrated Risk Information System (IRIS), December 1997.)

Difference: With respect to Total Oxidizable Precursor (TOP) Assay analysis, the difference is defined as the Post-Treatment value minus the Pre-Treatment value.

Final pH: As it pertains to Sample Receipt & Container Information section of the report, Final pH reflects pH of container determined after adjustment at the laboratory, if applicable. If no adjustment required, value reflects Initial pH.

Frozen Date/Time: With respect to Volatile Organics in soil, Frozen Date/Time reflects the date/time at which associated Reagent Water-preserved vials were initially frozen. Note: If frozen date/time is beyond 48 hours from sample collection, value will be reflected in 'bold'.

Gasoline Range Organics (GRO): Gasoline Range Organics (GRO) results include all chromatographic peaks eluting from Methyl tert butyl ether through Naphthalene, with the exception of GRO analysis in support of State of Ohio programs, which includes all chromatographic peaks eluting from Hexane through Dodecane.

Initial pH: As it pertains to Sample Receipt & Container Information section of the report, Initial pH reflects pH of container determined upon receipt, if applicable.

PAH Total: With respect to Alkylated PAH analyses, the 'PAHs, Total' result is defined as the summation of results for all or a subset of the following compounds: Naphthalene, C1-C4 Naphthalenes, 2-Methylnaphthalene, 1-Methylnaphthalene, Biphenyl, Acenaphthylene, Acenaphthene, Fluorene, C1-C3 Fluorenes, Phenanthrene, C1-C4 Phenanthrenes/Anthracenes, Anthracene, Fluoranthene, Pyrene, C1-C4 Fluoranthenes/Pyrenes, Benz(a)anthracene, Chrysene, C1-C4 Chrysenes, Benzo(b)fluoranthene, Benzo(j)+(k)fluoranthene, Benzo(e)pyrene, Benzo(a)pyrene, Perylene, Indeno(1,2,3-cd)pyrene, Dibenz(ah)+(ac)anthracene, Benzo(g,h,i)perylene. If a 'Total' result is requested, the results of its individual components will also be reported.

PFAS Total: With respect to PFAS analyses, the 'PFAS, Total (5)' result is defined as the summation of results for: PFHpA, PFHxS, PFOA, PFNA and PFOS. In addition, the 'PFAS, Total (6)' result is defined as the summation of results for: PFHpA, PFHxS, PFOA, PFNA, PFDA and PFOS. For MassDEP DW compliance analysis only, the 'PFAS, Total (6)' result is defined as the summation of results at or above the RL. Note: If a 'Total' result is requested, the results of its individual components will also be reported.

Total: With respect to Organic analyses, a 'Total' result is defined as the summation of results for individual isomers or Aroclors. If a 'Total' result is requested, the results of its individual components will also be reported. This is applicable to 'Total' results for methods 8260, 8081 and 8082.

Data Qualifiers

A - Spectra identified as "Aldol Condensates" are byproducts of the extraction/concentration procedures when acetone is introduced in the process.

B - The analyte was detected above the reporting limit in the associated method blank. Flag only applies to associated field samples that have detectable concentrations of the analyte at less than ten times (10x) the concentration found in the blank. For MCP-related projects, flag only applies to associated field samples that have detectable concentrations of the analyte at less than ten times (10x) the concentration found in the blank. For DOD-related projects, flag only applies to associated field samples that have detectable concentrations of the analyte at less than ten times (10x) the concentration found in the blank AND the analyte was detected above one-half the reporting limit (or above the reporting limit for common lab contaminants) in the associated method blank. For NJ-Air-related projects, flag only applies to associated field samples that have detectable concentrations of the analyte above the reporting limit. For NJ-related projects (excluding Air), flag only applies to associated field samples that have detectable concentrations of the analyte, which was detected above the reporting limit in the associated method blank or above five times the reporting limit for common lab contaminants (Phthalates, Acetone, Methylene Chloride, 2-Butanone).

C - Co-elution: The target analyte co-elutes with a known lab standard (i.e. surrogate, internal standards, etc.) for co-extracted analyses.

D - Concentration of analyte was quantified from diluted analysis. Flag only applies to field samples that have detectable concentrations of the analyte.

E - Concentration of analyte exceeds the range of the calibration curve and/or linear range of the instrument.

F - The ratio of quantifier ion response to qualifier ion response falls outside of the laboratory criteria. Results are considered to be an estimated maximum concentration.

G - The concentration may be biased high due to matrix interferences (i.e, co-elution) with non-target compound(s). The result should be considered estimated.

H - The analysis of pH was performed beyond the regulatory-required holding time of 15 minutes from the time of sample collection.

I - The lower value for the two columns has been reported due to obvious interference.

J - Estimated value. This represents an estimated concentration for Tentatively Identified Compounds (TICs).

M - Reporting Limit (RL) exceeds the MCP CAM Reporting Limit for this analyte.

Report Format: Data Usability Report

Project Name:	TROY MILLS LANDFILL SUPERFUND	**Lab Number:**	L2263832
Project Number:	04.0190987.33	**Report Date:**	11/30/22

Data Qualifiers

ND - Not detected at the reporting limit (RL) for the sample.

NJ - Presumptive evidence of compound. This represents an estimated concentration for Tentatively Identified Compounds (TICs), where the identification is based on a mass spectral library search.

P - The RPD between the results for the two columns exceeds the method-specified criteria.

Q - The quality control sample exceeds the associated acceptance criteria. For DOD-related projects, LCS and/or Continuing Calibration Standard exceedences are also qualified on all associated sample results. Note: This flag is not applicable for matrix spike recoveries when the sample concentration is greater than 4x the spike added or for batch duplicate RPD when the sample concentrations are less than 5x the RL. (Metals only.)

R - Analytical results are from sample re-analysis.

RE - Analytical results are from sample re-extraction.

S - Analytical results are from modified screening analysis.

V - The surrogate associated with this target analyte has a recovery outside the QC acceptance limits. (Applicable to MassDEP DW Compliance samples only.)

Z - The batch matrix spike and/or duplicate associated with this target analyte has a recovery/RPD outside the QC acceptance limits. (Applicable to MassDEP DW Compliance samples only.)

REFERENCES

1 Test Methods for Evaluating Solid Waste: Physical/Chemical Methods. EPA SW-846. Third Edition. Updates I - VI, 2018.

LIMITATION OF LIABILITIES

Alpha Analytical performs services with reasonable care and diligence normal to the analytical testing laboratory industry. In the event of an error, the sole and exclusive responsibility of Alpha Analytical shall be to re-perform the work at it's own expense. In no event shall Alpha Analytical be held liable for any incidental, consequential or special damages, including but not limited to, damages in any way connected with the use of, interpretation of, information or analysis provided by Alpha Analytical.

We strongly urge our clients to comply with EPA protocol regarding sample volume, preservation, cooling, containers, sampling procedures, holding time and splitting of samples in the field.

Certification Information

The following analytes are not included in our Primary NELAP Scope of Accreditation:

Westborough Facility
EPA 624/624.1: m/p-xylene, o-xylene, Naphthalene
EPA 625/625.1: alpha-Terpineol
EPA 8260C/8260D: NPW: 1,2,4,5-Tetramethylbenzene; 4-Ethyltoluene, Azobenzene; SCM: Iodomethane (methyl iodide), 1,2,4,5-Tetramethylbenzene; 4-Ethyltoluene.
EPA 8270D/8270E: NPW: Dimethylnaphthalene,1,4-Diphenylhydrazine, alpha-Terpineol; SCM: Dimethylnaphthalene,1,4-Diphenylhydrazine.
SM4500: NPW: Amenable Cyanide; SCM: Total Phosphorus, TKN, NO2, NO3.

Mansfield Facility
SM 2540D: TSS
EPA 8082A: NPW: PCB: 1, 5, 31, 87,101, 110, 141, 151, 153, 180, 183, 187.
EPA TO-15: Halothane, 2,4,4-Trimethyl-2-pentene, 2,4,4-Trimethyl-1-pentene, Thiophene, 2-Methylthiophene, 3-Methylthiophene, 2-Ethylthiophene, 1,2,3-Trimethylbenzene, Indan, Indene, 1,2,4,5-Tetramethylbenzene, Benzothiophene, 1-Methylnaphthalene.
Biological Tissue Matrix: EPA 3050B

The following analytes are included in our Massachusetts DEP Scope of Accreditation

Westborough Facility:

Drinking Water
EPA 300.0: Chloride, Nitrate-N, Fluoride, Sulfate; **EPA 353.2**: Nitrate-N, Nitrite-N; **SM4500NO3-F**: Nitrate-N, Nitrite-N; **SM4500F-C, SM4500CN-CE, EPA 180.1, SM2130B, SM4500Cl-D, SM2320B, SM2540C, SM4500H-B, SM4500NO2-B**
EPA 332: Perchlorate; **EPA 524.2:** THMs and VOCs; **EPA 504.1:** EDB, DBCP.
Microbiology: **SM9215B; SM9223-P/A, SM9223B-Colilert-QT,SM9222D**.

Non-Potable Water
SM4500H,B, EPA 120.1, SM2510B, SM2540C, SM2320B, SM4500CL-E, SM4500F-BC, SM4500NH3-BH: Ammonia-N and Kjeldahl-N, **EPA 350.1**: Ammonia-N, **LACHAT 10-107-06-1-B**: Ammonia-N, **EPA 351.1, SM4500NO3-F, EPA 353.2**: Nitrate-N**, SM4500P-E, SM4500P-B, E, SM4500SO4-E, SM5220D, EPA 410.4, SM5210B, SM5310C, SM4500CL-D, EPA 1664, EPA 420.1, SM4500-CN-CE, SM2540D, EPA 300: Chloride, Sulfate, Nitrate.**
EPA 624.1: Volatile Halocarbons & Aromatics,
EPA 608.3: Chlordane, Toxaphene, Aldrin, alpha-BHC, beta-BHC, gamma-BHC, delta-BHC, Dieldrin, DDD, DDE, DDT, Endosulfan I, Endosulfan II, Endosulfan sulfate, Endrin, Endrin Aldehyde, Heptachlor, Heptachlor Epoxide, PCBs
EPA 625.1: SVOC (Acid/Base/Neutral Extractables), **EPA 600/4-81-045**: PCB-Oil.
Microbiology: **SM9223B-Colilert-QT; Enterolert-QT, SM9221E, EPA 1600, EPA 1603, SM9222D.**

Mansfield Facility:

Drinking Water
EPA 200.7: Al, Ba, Cd, Cr, Cu, Fe, Mn, Ni, Na, Ag, Ca, Zn. **EPA 200.8:** Al, Sb, As, Ba, Be, Cd, Cr, Cu, Pb, Mn, Ni, Se, Ag, TL, Zn. **EPA 245.1** Hg.
EPA 522, EPA 537.1.

Non-Potable Water
EPA 200.7: Al, Sb, As, Be, Cd, Ca, Cr, Co, Cu, Fe, Pb, Mg, Mn, Mo, Ni, K, Se, Ag, Na, Sr, TL, Ti, V, Zn.
EPA 200.8: Al, Sb**,** As, Be, Cd, Cr, Cu, Fe, Pb, Mn, Ni, K, Se, Ag, Na, TL, Zn.
EPA 245.1 Hg.
SM2340B

For a complete listing of analytes and methods, please contact your Alpha Project Manager.

B

CHAIN OF CUSTODY

PAGE 1 OF 1

Date Rec'd in Lab: 11/14/22

ALPHA Job #: L2263832

Westborough, MA
TEL: 508-898-9220
FAX: 508-898-9193

Mansfield, MA
TEL: 508-822-9300
FAX: 508-822-3288

Client Information

Client: NHDES
Address: 29 Hazen Drive
Concord, NH 03302
Phone: 603-271-3649
Fax:
Email: see comments

☐ These samples have been Previously analyzed by Alpha

Project Information

Project Name: Troy Mills Landfill Superfund
Project Location: Troy, NH
Project #: 04.0190987.33
Project Manager: Michael Summerlin
ALPHA Quote #: Contract #1081921

Turn-Around Time

☒ Standard ☐ Rush (ONLY IF PRE-APPROVED)

Due Date: Time:

Report Information / Data Deliverables

☐ FAX ☒ EMAIL
☒ ADEx ☐ Add'l Deliverables

Billing Information

☒ Same as Client info PO #: 2589-00 "T"

Regulatory Requirements/Report Limits

State/Fed Program	Criteria
NHDES	Sampling and Analysis Plan limits

Other Project Specific Requirements/Comments/Detection Limits:

michael.d.summerlinjr@des.nh.gov. Please also email login receipts and lab reports to megan.murphy@gza.com and katherine.mcdonald@gza.com. Please provide excel files formatted for upload to the NHDES EMD and for GZA EQuIS upload.

Temperature Blank included in cooler.

ANALYSIS

SAMPLE HANDLING
Filtration
☐ Done
☒ Not Needed
☐ Lab to do
Preservation
☐ Lab to do
(Please specify below)

Please check appropriate boxes below

ALPHA Lab ID (Lab Use Only)	Sample ID	Collection Date	Collection Time	Sample Matrix	Sampler's Initials	VOCs 8260 NHDES List	SVOCs (Acid/base/neutrals)	1,4-Dioxane	Total Metals (Mn)	Hardness	Dissolved Metals (Mn)	Sample Specific Comments	TOTAL # BOTTLES
63832-01	TRIP BLANK	11/10/22	08:00	AQ	MB	✔							2
-02	TRY_MW-201SX	11/10/22	09:55	GW	MB	✔	✔	✔	✔				8
-03	TRY_MW-204	11/10/22	14:05	GW	MB	✔	✔	✔	✔				8
-04	TRY_MW-204 DUP	11/10/22	14:05	GW	MB	✔	✔		✔				6
-05	TRY_MW-101D	11/10/22	10:00	GW	MM	✔	✔	✔	✔				8
-06	TRY_MW-A28	11/10/22	14:00	GW	MM	✔	✔	✔	✔				8
-07	TRY_MW-A28 DUP	11/10/22	14:00	GW	MM		✔						2

Container Type	V	A	A	P	P	P						
Preservative	B	A	A	C	C	C						

Relinquished By:	Date/Time	Received By:	Date/Time
[signature]	11/14/22 0845	[signature]	11/14/22 0845
[signature] 18:30	11/14/22	[signature] AAL	11/14/22 18:30
[signature] AAL	11/14/22 20:20	[signature]	11/14 2020

Please print clearly, legibly and completely. Samples can not be logged in and turnaround time clock will not start until any ambiguities are resolved. All samples submitted are subject to Alpha's Payment Terms.

FORM NO: 01-010-NJ
rev. 8-JAN-13

ANALYTICAL REPORT

Lab Number:	L2264709
Client:	GZA GeoEnvironmental, Inc. / NHDES PO Box 95 29 Hazen Drive Concord, NH 03302-0095
ATTN:	Michael Summerlin
Phone:	(603) 271-3649
Project Name:	TROY MILLS LANDFILL SUPERFUND
Project Number:	04.0190987.33
Report Date:	12/05/22

The original project report/data package is held by Alpha Analytical. This report/data package is paginated and should be reproduced only in its entirety. Alpha Analytical holds no responsibility for results and/or data that are not consistent with the original.

Certifications & Approvals: MA (M-MA086), NH NELAP (2064), CT (PH-0574), IL (200077), ME (MA00086), MD (348), NJ (MA935), NY (11148), NC (25700/666), PA (68-03671), RI (LAO00065), TX (T104704476), VT (VT-0935), VA (460195), USDA (Permit #P330-17-00196).

Eight Walkup Drive, Westborough, MA 01581-1019
508-898-9220 (Fax) 508-898-9193 800-624-9220 - www.alphalab.com

Project Name: TROY MILLS LANDFILL SUPERFUND
Project Number: 04.0190987.33

Lab Number: L2264709
Report Date: 12/05/22

Alpha Sample ID	Client ID	Matrix	Sample Location	Collection Date/Time	Receive Date
L2264709-01	TRIP BLANK	WATER	TROY, NH	11/14/22 09:00	11/16/22
L2264709-02	TRY_MW-903S	WATER	TROY, NH	11/14/22 14:35	11/16/22
L2264709-03	TRY_MW-601B	WATER	TROY, NH	11/14/22 15:00	11/16/22
L2264709-04	TRY_MW-902B	WATER	TROY, NH	11/15/22 13:40	11/16/22
L2264709-05	TRY_MW-902S	WATER	TROY, NH	11/15/22 15:00	11/16/22
L2264709-06	TRY_MW-903B	WATER	TROY, NH	11/15/22 15:55	11/16/22
L2264709-07	TRY_MW-205	WATER	TROY, NH	11/15/22 11:30	11/16/22
L2264709-08	EQUIP BLANK	WATER	TROY, NH	11/15/22 15:30	11/16/22

Project Name:	TROY MILLS LANDFILL SUPERFUND	**Lab Number:**	L2264709
Project Number:	04.0190987.33	**Report Date:**	12/05/22

Case Narrative

The samples were received in accordance with the Chain of Custody and no significant deviations were encountered during the preparation or analysis unless otherwise noted. Sample Receipt, Container Information, and the Chain of Custody are located at the back of the report.

Results contained within this report relate only to the samples submitted under this Alpha Lab Number and meet NELAP requirements for all NELAP accredited parameters unless otherwise noted in the following narrative. The data presented in this report is organized by parameter (i.e. VOC, SVOC, etc.). Sample specific Quality Control data (i.e. Surrogate Spike Recovery) is reported at the end of the target analyte list for each individual sample, followed by the Laboratory Batch Quality Control at the end of each parameter. Tentatively Identified Compounds (TICs), if requested, are reported for compounds identified to be present and are not part of the method/program Target Compound List, even if only a subset of the TCL are being reported. If a sample was re-analyzed or re-extracted due to a required quality control corrective action and if both sets of data are reported, the Laboratory ID of the re-analysis or re-extraction is designated with an "R" or "RE", respectively.

When multiple Batch Quality Control elements are reported (e.g. more than one LCS), the associated samples for each element are noted in the grey shaded header line of each data table. Any Laboratory Batch, Sample Specific % recovery or RPD value that is outside the listed Acceptance Criteria is bolded in the report. In reference to questions H (CAM) or 4 (RCP) when "NO" is checked, the performance criteria for CAM and RCP methods allow for some quality control failures to occur and still be within method compliance. In these instances, the specific failure is not narrated but noted in the associated QC Outlier Summary Report, located directly after the Case Narrative. QC information is also incorporated in the Data Usability Assessment table (Format 11) of our Data Merger tool, where it can be reviewed in conjunction with the sample result, associated regulatory criteria and any associated data usability implications.

Soil/sediments, solids and tissues are reported on a dry weight basis unless otherwise noted. Definitions of all data qualifiers and acronyms used in this report are provided in the Glossary located at the back of the report.

HOLD POLICY - For samples submitted on hold, Alpha's policy is to hold samples (with the exception of Air canisters) free of charge for 21 calendar days from the date the project is completed. After 21 calendar days, we will dispose of all samples submitted including those put on hold unless you have contacted your Alpha Project Manager and made arrangements for Alpha to continue to hold the samples. Air canisters will be disposed after 3 business days from the date the project is completed.

Please contact Project Management at 800-624-9220 with any questions.

Project Name:	TROY MILLS LANDFILL SUPERFUND	**Lab Number:**	L2264709
Project Number:	04.0190987.33	**Report Date:**	12/05/22

Case Narrative (continued)

Volatile Organics

L2264709-07D: The sample has elevated detection limits due to the dilution required by the elevated concentrations of target compounds in the sample.

Semivolatile Organics

The WG1713874-3 LCSD recovery, associated with L2264709-02 through -08, is below the acceptance criteria for benzidine (0%); however, it has been identified as a "difficult" analyte. The results of the associated samples are reported.

I, the undersigned, attest under the pains and penalties of perjury that, to the best of my knowledge and belief and based upon my personal inquiry of those responsible for providing the information contained in this analytical report, such information is accurate and complete. This certificate of analysis is not complete unless this page accompanies any and all pages of this report.

Authorized Signature: Melissa Sturgis Melissa Sturgis

Title: Technical Director/Representative Date: 12/05/22

ORGANICS

VOLATILES

Project Name: TROY MILLS LANDFILL SUPERFUND **Lab Number:** L2264709

Project Number: 04.0190987.33 **Report Date:** 12/05/22

SAMPLE RESULTS

Lab ID: L2264709-01
Client ID: TRIP BLANK
Sample Location: TROY, NH

Date Collected: 11/14/22 09:00
Date Received: 11/16/22
Field Prep: Not Specified

Sample Depth:
Matrix: Water
Analytical Method: 1,8260D
Analytical Date: 11/27/22 16:43
Analyst: MJV

Parameter	Result	Qualifier	Units	RL	MDL	Dilution Factor
Volatile Organics by GC/MS - Westborough Lab						
Methylene chloride	ND		ug/l	3.0	--	1
1,1-Dichloroethane	ND		ug/l	0.75	--	1
Chloroform	ND		ug/l	0.75	--	1
Carbon tetrachloride	ND		ug/l	0.50	--	1
1,2-Dichloropropane	ND		ug/l	1.8	--	1
Dibromochloromethane	ND		ug/l	0.50	--	1
1,1,2-Trichloroethane	ND		ug/l	0.75	--	1
Tetrachloroethene	ND		ug/l	0.50	--	1
Chlorobenzene	ND		ug/l	0.50	--	1
Trichlorofluoromethane	ND		ug/l	2.5	--	1
1,2-Dichloroethane	ND		ug/l	0.50	--	1
1,1,1-Trichloroethane	ND		ug/l	0.50	--	1
Bromodichloromethane	ND		ug/l	0.50	--	1
trans-1,3-Dichloropropene	ND		ug/l	0.50	--	1
cis-1,3-Dichloropropene	ND		ug/l	0.50	--	1
1,3-Dichloropropene, Total	ND		ug/l	0.50	--	1
1,1-Dichloropropene	ND		ug/l	2.5	--	1
Bromoform	ND		ug/l	2.0	--	1
1,1,2,2-Tetrachloroethane	ND		ug/l	0.50	--	1
Benzene	ND		ug/l	0.50	--	1
Toluene	ND		ug/l	0.75	--	1
Ethylbenzene	ND		ug/l	0.50	--	1
Chloromethane	ND		ug/l	2.5	--	1
Bromomethane	ND		ug/l	1.0	--	1
Vinyl chloride	ND		ug/l	1.0	--	1
Chloroethane	ND		ug/l	1.0	--	1
1,1-Dichloroethene	ND		ug/l	0.50	--	1
trans-1,2-Dichloroethene	ND		ug/l	0.75	--	1

Project Name: TROY MILLS LANDFILL SUPERFUND **Lab Number:** L2264709

Project Number: 04.0190987.33 **Report Date:** 12/05/22

SAMPLE RESULTS

Lab ID: L2264709-01 Date Collected: 11/14/22 09:00

Client ID: TRIP BLANK Date Received: 11/16/22

Sample Location: TROY, NH Field Prep: Not Specified

Sample Depth:

Parameter	Result	Qualifier	Units	RL	MDL	Dilution Factor
Volatile Organics by GC/MS - Westborough Lab						
1,2-Dichloroethene, Total	ND		ug/l	0.50	--	1
Trichloroethene	ND		ug/l	0.50	--	1
1,2-Dichlorobenzene	ND		ug/l	2.5	--	1
1,3-Dichlorobenzene	ND		ug/l	2.5	--	1
1,4-Dichlorobenzene	ND		ug/l	2.5	--	1
Methyl tert butyl ether	ND		ug/l	1.0	--	1
p/m-Xylene	ND		ug/l	1.0	--	1
o-Xylene	ND		ug/l	1.0	--	1
Xylenes, Total	ND		ug/l	1.0	--	1
cis-1,2-Dichloroethene	ND		ug/l	0.50	--	1
Dibromomethane	ND		ug/l	5.0	--	1
1,2,3-Trichloropropane	ND		ug/l	5.0	--	1
Styrene	ND		ug/l	1.0	--	1
Dichlorodifluoromethane	ND		ug/l	5.0	--	1
Acetone	ND		ug/l	5.0	--	1
Carbon disulfide	ND		ug/l	5.0	--	1
2-Butanone	ND		ug/l	5.0	--	1
4-Methyl-2-pentanone	ND		ug/l	5.0	--	1
2-Hexanone	ND		ug/l	5.0	--	1
Bromochloromethane	ND		ug/l	2.5	--	1
Tetrahydrofuran	ND		ug/l	5.0	--	1
2,2-Dichloropropane	ND		ug/l	2.5	--	1
1,2-Dibromoethane	ND		ug/l	2.0	--	1
1,1,1,2-Tetrachloroethane	ND		ug/l	0.50	--	1
Bromobenzene	ND		ug/l	2.5	--	1
n-Butylbenzene	ND		ug/l	0.50	--	1
sec-Butylbenzene	ND		ug/l	0.50	--	1
tert-Butylbenzene	ND		ug/l	2.5	--	1
o-Chlorotoluene	ND		ug/l	2.5	--	1
p-Chlorotoluene	ND		ug/l	2.5	--	1
1,2-Dibromo-3-chloropropane	ND		ug/l	2.5	--	1
Hexachlorobutadiene	ND		ug/l	0.50	--	1
Isopropylbenzene	ND		ug/l	0.50	--	1
p-Isopropyltoluene	ND		ug/l	0.50	--	1
Naphthalene	ND		ug/l	2.5	--	1
n-Propylbenzene	ND		ug/l	0.50	--	1
1,2,3-Trichlorobenzene	ND		ug/l	2.5	--	1

Project Name: TROY MILLS LANDFILL SUPERFUND **Lab Number:** L2264709

Project Number: 04.0190987.33 **Report Date:** 12/05/22

SAMPLE RESULTS

Lab ID: L2264709-01 Date Collected: 11/14/22 09:00

Client ID: TRIP BLANK Date Received: 11/16/22

Sample Location: TROY, NH Field Prep: Not Specified

Sample Depth:

Parameter	Result	Qualifier	Units	RL	MDL	Dilution Factor
Volatile Organics by GC/MS - Westborough Lab						
1,2,4-Trichlorobenzene	ND		ug/l	2.5	--	1
1,3,5-Trimethylbenzene	ND		ug/l	2.5	--	1
1,3,5-Trichlorobenzene	ND		ug/l	2.0	--	1
1,2,4-Trimethylbenzene	ND		ug/l	2.5	--	1
Ethyl ether	ND		ug/l	2.5	--	1
Isopropyl Ether	ND		ug/l	2.0	--	1
Tert-Butyl Alcohol	ND		ug/l	10	--	1
Ethyl-Tert-Butyl-Ether	ND		ug/l	2.0	--	1
Tertiary-Amyl Methyl Ether	ND		ug/l	2.0	--	1
1,4-Dioxane	ND		ug/l	250	--	1

Surrogate	% Recovery	Qualifier	Acceptance Criteria
1,2-Dichloroethane-d4	111		70-130
Toluene-d8	91		70-130
4-Bromofluorobenzene	108		70-130
Dibromofluoromethane	113		70-130

Project Name: TROY MILLS LANDFILL SUPERFUND **Lab Number:** L2264709

Project Number: 04.0190987.33 **Report Date:** 12/05/22

SAMPLE RESULTS

Lab ID: L2264709-02
Client ID: TRY_MW-903S
Sample Location: TROY, NH

Date Collected: 11/14/22 14:35
Date Received: 11/16/22
Field Prep: Not Specified

Sample Depth:
Matrix: Water
Analytical Method: 1,8260D
Analytical Date: 11/23/22 11:56
Analyst: PID

Parameter	Result	Qualifier	Units	RL	MDL	Dilution Factor
Volatile Organics by GC/MS - Westborough Lab						
Methylene chloride	ND		ug/l	3.0	--	1
1,1-Dichloroethane	ND		ug/l	0.75	--	1
Chloroform	ND		ug/l	0.75	--	1
Carbon tetrachloride	ND		ug/l	0.50	--	1
1,2-Dichloropropane	ND		ug/l	1.8	--	1
Dibromochloromethane	ND		ug/l	0.50	--	1
1,1,2-Trichloroethane	ND		ug/l	0.75	--	1
Tetrachloroethene	ND		ug/l	0.50	--	1
Chlorobenzene	ND		ug/l	0.50	--	1
Trichlorofluoromethane	ND		ug/l	2.5	--	1
1,2-Dichloroethane	ND		ug/l	0.50	--	1
1,1,1-Trichloroethane	ND		ug/l	0.50	--	1
Bromodichloromethane	ND		ug/l	0.50	--	1
trans-1,3-Dichloropropene	ND		ug/l	0.50	--	1
cis-1,3-Dichloropropene	ND		ug/l	0.50	--	1
1,3-Dichloropropene, Total	ND		ug/l	0.50	--	1
1,1-Dichloropropene	ND		ug/l	2.5	--	1
Bromoform	ND		ug/l	2.0	--	1
1,1,2,2-Tetrachloroethane	ND		ug/l	0.50	--	1
Benzene	ND		ug/l	0.50	--	1
Toluene	ND		ug/l	0.75	--	1
Ethylbenzene	ND		ug/l	0.50	--	1
Chloromethane	ND		ug/l	2.5	--	1
Bromomethane	ND		ug/l	1.0	--	1
Vinyl chloride	ND		ug/l	1.0	--	1
Chloroethane	ND		ug/l	1.0	--	1
1,1-Dichloroethene	ND		ug/l	0.50	--	1
trans-1,2-Dichloroethene	ND		ug/l	0.75	--	1

Project Name: TROY MILLS LANDFILL SUPERFUND **Lab Number:** L2264709

Project Number: 04.0190987.33 **Report Date:** 12/05/22

SAMPLE RESULTS

Lab ID: L2264709-02 Date Collected: 11/14/22 14:35

Client ID: TRY_MW-903S Date Received: 11/16/22

Sample Location: TROY, NH Field Prep: Not Specified

Sample Depth:

Parameter	Result	Qualifier	Units	RL	MDL	Dilution Factor
Volatile Organics by GC/MS - Westborough Lab						
1,2-Dichloroethene, Total	ND		ug/l	0.50	--	1
Trichloroethene	ND		ug/l	0.50	--	1
1,2-Dichlorobenzene	ND		ug/l	2.5	--	1
1,3-Dichlorobenzene	ND		ug/l	2.5	--	1
1,4-Dichlorobenzene	ND		ug/l	2.5	--	1
Methyl tert butyl ether	ND		ug/l	1.0	--	1
p/m-Xylene	ND		ug/l	1.0	--	1
o-Xylene	ND		ug/l	1.0	--	1
Xylenes, Total	ND		ug/l	1.0	--	1
cis-1,2-Dichloroethene	ND		ug/l	0.50	--	1
Dibromomethane	ND		ug/l	5.0	--	1
1,2,3-Trichloropropane	ND		ug/l	5.0	--	1
Styrene	ND		ug/l	1.0	--	1
Dichlorodifluoromethane	ND		ug/l	5.0	--	1
Acetone	ND		ug/l	5.0	--	1
Carbon disulfide	ND		ug/l	5.0	--	1
2-Butanone	ND		ug/l	5.0	--	1
4-Methyl-2-pentanone	ND		ug/l	5.0	--	1
2-Hexanone	ND		ug/l	5.0	--	1
Bromochloromethane	ND		ug/l	2.5	--	1
Tetrahydrofuran	ND		ug/l	5.0	--	1
2,2-Dichloropropane	ND		ug/l	2.5	--	1
1,2-Dibromoethane	ND		ug/l	2.0	--	1
1,1,1,2-Tetrachloroethane	ND		ug/l	0.50	--	1
Bromobenzene	ND		ug/l	2.5	--	1
n-Butylbenzene	ND		ug/l	0.50	--	1
sec-Butylbenzene	ND		ug/l	0.50	--	1
tert-Butylbenzene	ND		ug/l	2.5	--	1
o-Chlorotoluene	ND		ug/l	2.5	--	1
p-Chlorotoluene	ND		ug/l	2.5	--	1
1,2-Dibromo-3-chloropropane	ND		ug/l	2.5	--	1
Hexachlorobutadiene	ND		ug/l	0.50	--	1
Isopropylbenzene	ND		ug/l	0.50	--	1
p-Isopropyltoluene	ND		ug/l	0.50	--	1
Naphthalene	ND		ug/l	2.5	--	1
n-Propylbenzene	ND		ug/l	0.50	--	1
1,2,3-Trichlorobenzene	ND		ug/l	2.5	--	1

Project Name: TROY MILLS LANDFILL SUPERFUND **Lab Number:** L2264709

Project Number: 04.0190987.33 **Report Date:** 12/05/22

SAMPLE RESULTS

Lab ID: L2264709-02 Date Collected: 11/14/22 14:35

Client ID: TRY_MW-903S Date Received: 11/16/22

Sample Location: TROY, NH Field Prep: Not Specified

Sample Depth:

Parameter	Result	Qualifier	Units	RL	MDL	Dilution Factor
Volatile Organics by GC/MS - Westborough Lab						
1,2,4-Trichlorobenzene	ND		ug/l	2.5	--	1
1,3,5-Trimethylbenzene	ND		ug/l	2.5	--	1
1,3,5-Trichlorobenzene	ND		ug/l	2.0	--	1
1,2,4-Trimethylbenzene	ND		ug/l	2.5	--	1
Ethyl ether	ND		ug/l	2.5	--	1
Isopropyl Ether	ND		ug/l	2.0	--	1
Tert-Butyl Alcohol	ND		ug/l	10	--	1
Ethyl-Tert-Butyl-Ether	ND		ug/l	2.0	--	1
Tertiary-Amyl Methyl Ether	ND		ug/l	2.0	--	1
1,4-Dioxane	ND		ug/l	250	--	1

Surrogate	% Recovery	Qualifier	Acceptance Criteria
1,2-Dichloroethane-d4	113		70-130
Toluene-d8	98		70-130
4-Bromofluorobenzene	100		70-130
Dibromofluoromethane	106		70-130

Project Name: TROY MILLS LANDFILL SUPERFUND **Lab Number:** L2264709

Project Number: 04.0190987.33 **Report Date:** 12/05/22

SAMPLE RESULTS

Lab ID: L2264709-03
Client ID: TRY_MW-601B
Sample Location: TROY, NH

Date Collected: 11/14/22 15:00
Date Received: 11/16/22
Field Prep: Not Specified

Sample Depth:
Matrix: Water
Analytical Method: 1,8260D
Analytical Date: 11/23/22 12:16
Analyst: PID

Parameter	Result	Qualifier	Units	RL	MDL	Dilution Factor
Volatile Organics by GC/MS - Westborough Lab						
Methylene chloride	ND		ug/l	3.0	--	1
1,1-Dichloroethane	ND		ug/l	0.75	--	1
Chloroform	ND		ug/l	0.75	--	1
Carbon tetrachloride	ND		ug/l	0.50	--	1
1,2-Dichloropropane	ND		ug/l	1.8	--	1
Dibromochloromethane	ND		ug/l	0.50	--	1
1,1,2-Trichloroethane	ND		ug/l	0.75	--	1
Tetrachloroethene	ND		ug/l	0.50	--	1
Chlorobenzene	ND		ug/l	0.50	--	1
Trichlorofluoromethane	ND		ug/l	2.5	--	1
1,2-Dichloroethane	ND		ug/l	0.50	--	1
1,1,1-Trichloroethane	ND		ug/l	0.50	--	1
Bromodichloromethane	ND		ug/l	0.50	--	1
trans-1,3-Dichloropropene	ND		ug/l	0.50	--	1
cis-1,3-Dichloropropene	ND		ug/l	0.50	--	1
1,3-Dichloropropene, Total	ND		ug/l	0.50	--	1
1,1-Dichloropropene	ND		ug/l	2.5	--	1
Bromoform	ND		ug/l	2.0	--	1
1,1,2,2-Tetrachloroethane	ND		ug/l	0.50	--	1
Benzene	ND		ug/l	0.50	--	1
Toluene	ND		ug/l	0.75	--	1
Ethylbenzene	ND		ug/l	0.50	--	1
Chloromethane	ND		ug/l	2.5	--	1
Bromomethane	ND		ug/l	1.0	--	1
Vinyl chloride	ND		ug/l	1.0	--	1
Chloroethane	ND		ug/l	1.0	--	1
1,1-Dichloroethene	ND		ug/l	0.50	--	1
trans-1,2-Dichloroethene	ND		ug/l	0.75	--	1

Project Name: TROY MILLS LANDFILL SUPERFUND **Lab Number:** L2264709

Project Number: 04.0190987.33 **Report Date:** 12/05/22

SAMPLE RESULTS

Lab ID: L2264709-03 Date Collected: 11/14/22 15:00

Client ID: TRY_MW-601B Date Received: 11/16/22

Sample Location: TROY, NH Field Prep: Not Specified

Sample Depth:

Parameter	Result	Qualifier	Units	RL	MDL	Dilution Factor
Volatile Organics by GC/MS - Westborough Lab						
1,2-Dichloroethene, Total	ND		ug/l	0.50	--	1
Trichloroethene	ND		ug/l	0.50	--	1
1,2-Dichlorobenzene	ND		ug/l	2.5	--	1
1,3-Dichlorobenzene	ND		ug/l	2.5	--	1
1,4-Dichlorobenzene	ND		ug/l	2.5	--	1
Methyl tert butyl ether	ND		ug/l	1.0	--	1
p/m-Xylene	ND		ug/l	1.0	--	1
o-Xylene	ND		ug/l	1.0	--	1
Xylenes, Total	ND		ug/l	1.0	--	1
cis-1,2-Dichloroethene	ND		ug/l	0.50	--	1
Dibromomethane	ND		ug/l	5.0	--	1
1,2,3-Trichloropropane	ND		ug/l	5.0	--	1
Styrene	ND		ug/l	1.0	--	1
Dichlorodifluoromethane	ND		ug/l	5.0	--	1
Acetone	6.4		ug/l	5.0	--	1
Carbon disulfide	ND		ug/l	5.0	--	1
2-Butanone	ND		ug/l	5.0	--	1
4-Methyl-2-pentanone	ND		ug/l	5.0	--	1
2-Hexanone	ND		ug/l	5.0	--	1
Bromochloromethane	ND		ug/l	2.5	--	1
Tetrahydrofuran	ND		ug/l	5.0	--	1
2,2-Dichloropropane	ND		ug/l	2.5	--	1
1,2-Dibromoethane	ND		ug/l	2.0	--	1
1,1,1,2-Tetrachloroethane	ND		ug/l	0.50	--	1
Bromobenzene	ND		ug/l	2.5	--	1
n-Butylbenzene	ND		ug/l	0.50	--	1
sec-Butylbenzene	ND		ug/l	0.50	--	1
tert-Butylbenzene	ND		ug/l	2.5	--	1
o-Chlorotoluene	ND		ug/l	2.5	--	1
p-Chlorotoluene	ND		ug/l	2.5	--	1
1,2-Dibromo-3-chloropropane	ND		ug/l	2.5	--	1
Hexachlorobutadiene	ND		ug/l	0.50	--	1
Isopropylbenzene	ND		ug/l	0.50	--	1
p-Isopropyltoluene	ND		ug/l	0.50	--	1
Naphthalene	ND		ug/l	2.5	--	1
n-Propylbenzene	ND		ug/l	0.50	--	1
1,2,3-Trichlorobenzene	ND		ug/l	2.5	--	1

Project Name: TROY MILLS LANDFILL SUPERFUND **Lab Number:** L2264709

Project Number: 04.0190987.33 **Report Date:** 12/05/22

SAMPLE RESULTS

Lab ID: L2264709-03 Date Collected: 11/14/22 15:00

Client ID: TRY_MW-601B Date Received: 11/16/22

Sample Location: TROY, NH Field Prep: Not Specified

Sample Depth:

Parameter	Result	Qualifier	Units	RL	MDL	Dilution Factor
Volatile Organics by GC/MS - Westborough Lab						
1,2,4-Trichlorobenzene	ND		ug/l	2.5	--	1
1,3,5-Trimethylbenzene	ND		ug/l	2.5	--	1
1,3,5-Trichlorobenzene	ND		ug/l	2.0	--	1
1,2,4-Trimethylbenzene	ND		ug/l	2.5	--	1
Ethyl ether	ND		ug/l	2.5	--	1
Isopropyl Ether	ND		ug/l	2.0	--	1
Tert-Butyl Alcohol	ND		ug/l	10	--	1
Ethyl-Tert-Butyl-Ether	ND		ug/l	2.0	--	1
Tertiary-Amyl Methyl Ether	ND		ug/l	2.0	--	1
1,4-Dioxane	ND		ug/l	250	--	1

Surrogate	% Recovery	Qualifier	Acceptance Criteria
1,2-Dichloroethane-d4	113		70-130
Toluene-d8	103		70-130
4-Bromofluorobenzene	101		70-130
Dibromofluoromethane	110		70-130

Project Name: TROY MILLS LANDFILL SUPERFUND **Lab Number:** L2264709

Project Number: 04.0190987.33 **Report Date:** 12/05/22

SAMPLE RESULTS

Lab ID: L2264709-04
Client ID: TRY_MW-902B
Sample Location: TROY, NH

Date Collected: 11/15/22 13:40
Date Received: 11/16/22
Field Prep: Not Specified

Sample Depth:
Matrix: Water
Analytical Method: 1,8260D
Analytical Date: 11/23/22 12:36
Analyst: PID

Parameter	Result	Qualifier	Units	RL	MDL	Dilution Factor
Volatile Organics by GC/MS - Westborough Lab						
Methylene chloride	ND		ug/l	3.0	--	1
1,1-Dichloroethane	ND		ug/l	0.75	--	1
Chloroform	ND		ug/l	0.75	--	1
Carbon tetrachloride	ND		ug/l	0.50	--	1
1,2-Dichloropropane	ND		ug/l	1.8	--	1
Dibromochloromethane	ND		ug/l	0.50	--	1
1,1,2-Trichloroethane	ND		ug/l	0.75	--	1
Tetrachloroethene	ND		ug/l	0.50	--	1
Chlorobenzene	ND		ug/l	0.50	--	1
Trichlorofluoromethane	ND		ug/l	2.5	--	1
1,2-Dichloroethane	ND		ug/l	0.50	--	1
1,1,1-Trichloroethane	ND		ug/l	0.50	--	1
Bromodichloromethane	ND		ug/l	0.50	--	1
trans-1,3-Dichloropropene	ND		ug/l	0.50	--	1
cis-1,3-Dichloropropene	ND		ug/l	0.50	--	1
1,3-Dichloropropene, Total	ND		ug/l	0.50	--	1
1,1-Dichloropropene	ND		ug/l	2.5	--	1
Bromoform	ND		ug/l	2.0	--	1
1,1,2,2-Tetrachloroethane	ND		ug/l	0.50	--	1
Benzene	ND		ug/l	0.50	--	1
Toluene	ND		ug/l	0.75	--	1
Ethylbenzene	ND		ug/l	0.50	--	1
Chloromethane	ND		ug/l	2.5	--	1
Bromomethane	ND		ug/l	1.0	--	1
Vinyl chloride	ND		ug/l	1.0	--	1
Chloroethane	ND		ug/l	1.0	--	1
1,1-Dichloroethene	ND		ug/l	0.50	--	1
trans-1,2-Dichloroethene	ND		ug/l	0.75	--	1

Project Name: TROY MILLS LANDFILL SUPERFUND **Lab Number:** L2264709

Project Number: 04.0190987.33 **Report Date:** 12/05/22

SAMPLE RESULTS

Lab ID: L2264709-04 Date Collected: 11/15/22 13:40

Client ID: TRY_MW-902B Date Received: 11/16/22

Sample Location: TROY, NH Field Prep: Not Specified

Sample Depth:

Parameter	Result	Qualifier	Units	RL	MDL	Dilution Factor
Volatile Organics by GC/MS - Westborough Lab						
1,2-Dichloroethene, Total	ND		ug/l	0.50	--	1
Trichloroethene	ND		ug/l	0.50	--	1
1,2-Dichlorobenzene	ND		ug/l	2.5	--	1
1,3-Dichlorobenzene	ND		ug/l	2.5	--	1
1,4-Dichlorobenzene	ND		ug/l	2.5	--	1
Methyl tert butyl ether	ND		ug/l	1.0	--	1
p/m-Xylene	ND		ug/l	1.0	--	1
o-Xylene	ND		ug/l	1.0	--	1
Xylenes, Total	ND		ug/l	1.0	--	1
cis-1,2-Dichloroethene	ND		ug/l	0.50	--	1
Dibromomethane	ND		ug/l	5.0	--	1
1,2,3-Trichloropropane	ND		ug/l	5.0	--	1
Styrene	ND		ug/l	1.0	--	1
Dichlorodifluoromethane	ND		ug/l	5.0	--	1
Acetone	ND		ug/l	5.0	--	1
Carbon disulfide	ND		ug/l	5.0	--	1
2-Butanone	ND		ug/l	5.0	--	1
4-Methyl-2-pentanone	ND		ug/l	5.0	--	1
2-Hexanone	ND		ug/l	5.0	--	1
Bromochloromethane	ND		ug/l	2.5	--	1
Tetrahydrofuran	ND		ug/l	5.0	--	1
2,2-Dichloropropane	ND		ug/l	2.5	--	1
1,2-Dibromoethane	ND		ug/l	2.0	--	1
1,1,1,2-Tetrachloroethane	ND		ug/l	0.50	--	1
Bromobenzene	ND		ug/l	2.5	--	1
n-Butylbenzene	ND		ug/l	0.50	--	1
sec-Butylbenzene	ND		ug/l	0.50	--	1
tert-Butylbenzene	ND		ug/l	2.5	--	1
o-Chlorotoluene	ND		ug/l	2.5	--	1
p-Chlorotoluene	ND		ug/l	2.5	--	1
1,2-Dibromo-3-chloropropane	ND		ug/l	2.5	--	1
Hexachlorobutadiene	ND		ug/l	0.50	--	1
Isopropylbenzene	ND		ug/l	0.50	--	1
p-Isopropyltoluene	ND		ug/l	0.50	--	1
Naphthalene	ND		ug/l	2.5	--	1
n-Propylbenzene	ND		ug/l	0.50	--	1
1,2,3-Trichlorobenzene	ND		ug/l	2.5	--	1

Project Name: TROY MILLS LANDFILL SUPERFUND **Lab Number:** L2264709

Project Number: 04.0190987.33 **Report Date:** 12/05/22

SAMPLE RESULTS

Lab ID: L2264709-04 Date Collected: 11/15/22 13:40

Client ID: TRY_MW-902B Date Received: 11/16/22

Sample Location: TROY, NH Field Prep: Not Specified

Sample Depth:

Parameter	Result	Qualifier	Units	RL	MDL	Dilution Factor
Volatile Organics by GC/MS - Westborough Lab						
1,2,4-Trichlorobenzene	ND		ug/l	2.5	--	1
1,3,5-Trimethylbenzene	ND		ug/l	2.5	--	1
1,3,5-Trichlorobenzene	ND		ug/l	2.0	--	1
1,2,4-Trimethylbenzene	ND		ug/l	2.5	--	1
Ethyl ether	ND		ug/l	2.5	--	1
Isopropyl Ether	ND		ug/l	2.0	--	1
Tert-Butyl Alcohol	ND		ug/l	10	--	1
Ethyl-Tert-Butyl-Ether	ND		ug/l	2.0	--	1
Tertiary-Amyl Methyl Ether	ND		ug/l	2.0	--	1
1,4-Dioxane	ND		ug/l	250	--	1

Surrogate	% Recovery	Qualifier	Acceptance Criteria
1,2-Dichloroethane-d4	113		70-130
Toluene-d8	102		70-130
4-Bromofluorobenzene	99		70-130
Dibromofluoromethane	108		70-130

Project Name: TROY MILLS LANDFILL SUPERFUND **Lab Number:** L2264709

Project Number: 04.0190987.33 **Report Date:** 12/05/22

SAMPLE RESULTS

Lab ID: L2264709-05
Client ID: TRY_MW-902S
Sample Location: TROY, NH

Date Collected: 11/15/22 15:00
Date Received: 11/16/22
Field Prep: Not Specified

Sample Depth:
Matrix: Water
Analytical Method: 1,8260D
Analytical Date: 11/25/22 20:47
Analyst: PID

Parameter	Result	Qualifier	Units	RL	MDL	Dilution Factor
Volatile Organics by GC/MS - Westborough Lab						
Methylene chloride	ND		ug/l	3.0	--	1
1,1-Dichloroethane	ND		ug/l	0.75	--	1
Chloroform	ND		ug/l	0.75	--	1
Carbon tetrachloride	ND		ug/l	0.50	--	1
1,2-Dichloropropane	ND		ug/l	1.8	--	1
Dibromochloromethane	ND		ug/l	0.50	--	1
1,1,2-Trichloroethane	ND		ug/l	0.75	--	1
Tetrachloroethene	ND		ug/l	0.50	--	1
Chlorobenzene	ND		ug/l	0.50	--	1
Trichlorofluoromethane	ND		ug/l	2.5	--	1
1,2-Dichloroethane	ND		ug/l	0.50	--	1
1,1,1-Trichloroethane	ND		ug/l	0.50	--	1
Bromodichloromethane	ND		ug/l	0.50	--	1
trans-1,3-Dichloropropene	ND		ug/l	0.50	--	1
cis-1,3-Dichloropropene	ND		ug/l	0.50	--	1
1,3-Dichloropropene, Total	ND		ug/l	0.50	--	1
1,1-Dichloropropene	ND		ug/l	2.5	--	1
Bromoform	ND		ug/l	2.0	--	1
1,1,2,2-Tetrachloroethane	ND		ug/l	0.50	--	1
Benzene	ND		ug/l	0.50	--	1
Toluene	ND		ug/l	0.75	--	1
Ethylbenzene	ND		ug/l	0.50	--	1
Chloromethane	ND		ug/l	2.5	--	1
Bromomethane	ND		ug/l	1.0	--	1
Vinyl chloride	ND		ug/l	1.0	--	1
Chloroethane	ND		ug/l	1.0	--	1
1,1-Dichloroethene	ND		ug/l	0.50	--	1
trans-1,2-Dichloroethene	ND		ug/l	0.75	--	1

Project Name: TROY MILLS LANDFILL SUPERFUND **Lab Number:** L2264709

Project Number: 04.0190987.33 **Report Date:** 12/05/22

SAMPLE RESULTS

Lab ID: L2264709-05 Date Collected: 11/15/22 15:00

Client ID: TRY_MW-902S Date Received: 11/16/22

Sample Location: TROY, NH Field Prep: Not Specified

Sample Depth:

Parameter	Result	Qualifier	Units	RL	MDL	Dilution Factor
Volatile Organics by GC/MS - Westborough Lab						
1,2-Dichloroethene, Total	ND		ug/l	0.50	--	1
Trichloroethene	ND		ug/l	0.50	--	1
1,2-Dichlorobenzene	ND		ug/l	2.5	--	1
1,3-Dichlorobenzene	ND		ug/l	2.5	--	1
1,4-Dichlorobenzene	ND		ug/l	2.5	--	1
Methyl tert butyl ether	ND		ug/l	1.0	--	1
p/m-Xylene	ND		ug/l	1.0	--	1
o-Xylene	ND		ug/l	1.0	--	1
Xylenes, Total	ND		ug/l	1.0	--	1
cis-1,2-Dichloroethene	ND		ug/l	0.50	--	1
Dibromomethane	ND		ug/l	5.0	--	1
1,2,3-Trichloropropane	ND		ug/l	5.0	--	1
Styrene	ND		ug/l	1.0	--	1
Dichlorodifluoromethane	ND		ug/l	5.0	--	1
Acetone	ND		ug/l	5.0	--	1
Carbon disulfide	ND		ug/l	5.0	--	1
2-Butanone	ND		ug/l	5.0	--	1
4-Methyl-2-pentanone	ND		ug/l	5.0	--	1
2-Hexanone	ND		ug/l	5.0	--	1
Bromochloromethane	ND		ug/l	2.5	--	1
Tetrahydrofuran	ND		ug/l	5.0	--	1
2,2-Dichloropropane	ND		ug/l	2.5	--	1
1,2-Dibromoethane	ND		ug/l	2.0	--	1
1,1,1,2-Tetrachloroethane	ND		ug/l	0.50	--	1
Bromobenzene	ND		ug/l	2.5	--	1
n-Butylbenzene	ND		ug/l	0.50	--	1
sec-Butylbenzene	ND		ug/l	0.50	--	1
tert-Butylbenzene	ND		ug/l	2.5	--	1
o-Chlorotoluene	ND		ug/l	2.5	--	1
p-Chlorotoluene	ND		ug/l	2.5	--	1
1,2-Dibromo-3-chloropropane	ND		ug/l	2.5	--	1
Hexachlorobutadiene	ND		ug/l	0.50	--	1
Isopropylbenzene	ND		ug/l	0.50	--	1
p-Isopropyltoluene	ND		ug/l	0.50	--	1
Naphthalene	ND		ug/l	2.5	--	1
n-Propylbenzene	ND		ug/l	0.50	--	1
1,2,3-Trichlorobenzene	ND		ug/l	2.5	--	1

Project Name: TROY MILLS LANDFILL SUPERFUND **Lab Number:** L2264709

Project Number: 04.0190987.33 **Report Date:** 12/05/22

SAMPLE RESULTS

Lab ID: L2264709-05 Date Collected: 11/15/22 15:00

Client ID: TRY_MW-902S Date Received: 11/16/22

Sample Location: TROY, NH Field Prep: Not Specified

Sample Depth:

Parameter	Result	Qualifier	Units	RL	MDL	Dilution Factor
Volatile Organics by GC/MS - Westborough Lab						
1,2,4-Trichlorobenzene	ND		ug/l	2.5	--	1
1,3,5-Trimethylbenzene	ND		ug/l	2.5	--	1
1,3,5-Trichlorobenzene	ND		ug/l	2.0	--	1
1,2,4-Trimethylbenzene	ND		ug/l	2.5	--	1
Ethyl ether	ND		ug/l	2.5	--	1
Isopropyl Ether	ND		ug/l	2.0	--	1
Tert-Butyl Alcohol	ND		ug/l	10	--	1
Ethyl-Tert-Butyl-Ether	ND		ug/l	2.0	--	1
Tertiary-Amyl Methyl Ether	ND		ug/l	2.0	--	1
1,4-Dioxane	ND		ug/l	250	--	1

Surrogate	% Recovery	Qualifier	Acceptance Criteria
1,2-Dichloroethane-d4	111		70-130
Toluene-d8	92		70-130
4-Bromofluorobenzene	108		70-130
Dibromofluoromethane	118		70-130

Project Name: TROY MILLS LANDFILL SUPERFUND **Lab Number:** L2264709

Project Number: 04.0190987.33 **Report Date:** 12/05/22

SAMPLE RESULTS

Lab ID: L2264709-06
Client ID: TRY_MW-903B
Sample Location: TROY, NH

Date Collected: 11/15/22 15:55
Date Received: 11/16/22
Field Prep: Refer to COC

Sample Depth:
Matrix: Water
Analytical Method: 1,8260D
Analytical Date: 11/25/22 21:07
Analyst: PID

Parameter	Result	Qualifier	Units	RL	MDL	Dilution Factor
Volatile Organics by GC/MS - Westborough Lab						
Methylene chloride	ND		ug/l	3.0	--	1
1,1-Dichloroethane	ND		ug/l	0.75	--	1
Chloroform	ND		ug/l	0.75	--	1
Carbon tetrachloride	ND		ug/l	0.50	--	1
1,2-Dichloropropane	ND		ug/l	1.8	--	1
Dibromochloromethane	ND		ug/l	0.50	--	1
1,1,2-Trichloroethane	ND		ug/l	0.75	--	1
Tetrachloroethene	ND		ug/l	0.50	--	1
Chlorobenzene	ND		ug/l	0.50	--	1
Trichlorofluoromethane	ND		ug/l	2.5	--	1
1,2-Dichloroethane	ND		ug/l	0.50	--	1
1,1,1-Trichloroethane	ND		ug/l	0.50	--	1
Bromodichloromethane	ND		ug/l	0.50	--	1
trans-1,3-Dichloropropene	ND		ug/l	0.50	--	1
cis-1,3-Dichloropropene	ND		ug/l	0.50	--	1
1,3-Dichloropropene, Total	ND		ug/l	0.50	--	1
1,1-Dichloropropene	ND		ug/l	2.5	--	1
Bromoform	ND		ug/l	2.0	--	1
1,1,2,2-Tetrachloroethane	ND		ug/l	0.50	--	1
Benzene	ND		ug/l	0.50	--	1
Toluene	ND		ug/l	0.75	--	1
Ethylbenzene	ND		ug/l	0.50	--	1
Chloromethane	ND		ug/l	2.5	--	1
Bromomethane	ND		ug/l	1.0	--	1
Vinyl chloride	ND		ug/l	1.0	--	1
Chloroethane	ND		ug/l	1.0	--	1
1,1-Dichloroethene	ND		ug/l	0.50	--	1
trans-1,2-Dichloroethene	ND		ug/l	0.75	--	1

Project Name: TROY MILLS LANDFILL SUPERFUND **Lab Number:** L2264709

Project Number: 04.0190987.33 **Report Date:** 12/05/22

SAMPLE RESULTS

Lab ID: L2264709-06 Date Collected: 11/15/22 15:55

Client ID: TRY_MW-903B Date Received: 11/16/22

Sample Location: TROY, NH Field Prep: Refer to COC

Sample Depth:

Parameter	Result	Qualifier	Units	RL	MDL	Dilution Factor
Volatile Organics by GC/MS - Westborough Lab						
1,2-Dichloroethene, Total	ND		ug/l	0.50	--	1
Trichloroethene	ND		ug/l	0.50	--	1
1,2-Dichlorobenzene	ND		ug/l	2.5	--	1
1,3-Dichlorobenzene	ND		ug/l	2.5	--	1
1,4-Dichlorobenzene	ND		ug/l	2.5	--	1
Methyl tert butyl ether	ND		ug/l	1.0	--	1
p/m-Xylene	ND		ug/l	1.0	--	1
o-Xylene	ND		ug/l	1.0	--	1
Xylenes, Total	ND		ug/l	1.0	--	1
cis-1,2-Dichloroethene	ND		ug/l	0.50	--	1
Dibromomethane	ND		ug/l	5.0	--	1
1,2,3-Trichloropropane	ND		ug/l	5.0	--	1
Styrene	ND		ug/l	1.0	--	1
Dichlorodifluoromethane	ND		ug/l	5.0	--	1
Acetone	12		ug/l	5.0	--	1
Carbon disulfide	ND		ug/l	5.0	--	1
2-Butanone	ND		ug/l	5.0	--	1
4-Methyl-2-pentanone	ND		ug/l	5.0	--	1
2-Hexanone	ND		ug/l	5.0	--	1
Bromochloromethane	ND		ug/l	2.5	--	1
Tetrahydrofuran	ND		ug/l	5.0	--	1
2,2-Dichloropropane	ND		ug/l	2.5	--	1
1,2-Dibromoethane	ND		ug/l	2.0	--	1
1,1,1,2-Tetrachloroethane	ND		ug/l	0.50	--	1
Bromobenzene	ND		ug/l	2.5	--	1
n-Butylbenzene	ND		ug/l	0.50	--	1
sec-Butylbenzene	ND		ug/l	0.50	--	1
tert-Butylbenzene	ND		ug/l	2.5	--	1
o-Chlorotoluene	ND		ug/l	2.5	--	1
p-Chlorotoluene	ND		ug/l	2.5	--	1
1,2-Dibromo-3-chloropropane	ND		ug/l	2.5	--	1
Hexachlorobutadiene	ND		ug/l	0.50	--	1
Isopropylbenzene	ND		ug/l	0.50	--	1
p-Isopropyltoluene	ND		ug/l	0.50	--	1
Naphthalene	ND		ug/l	2.5	--	1
n-Propylbenzene	ND		ug/l	0.50	--	1
1,2,3-Trichlorobenzene	ND		ug/l	2.5	--	1

Project Name: TROY MILLS LANDFILL SUPERFUND **Lab Number:** L2264709

Project Number: 04.0190987.33 **Report Date:** 12/05/22

SAMPLE RESULTS

Lab ID: L2264709-06 Date Collected: 11/15/22 15:55

Client ID: TRY_MW-903B Date Received: 11/16/22

Sample Location: TROY, NH Field Prep: Refer to COC

Sample Depth:

Parameter	Result	Qualifier	Units	RL	MDL	Dilution Factor
Volatile Organics by GC/MS - Westborough Lab						
1,2,4-Trichlorobenzene	ND		ug/l	2.5	--	1
1,3,5-Trimethylbenzene	ND		ug/l	2.5	--	1
1,3,5-Trichlorobenzene	ND		ug/l	2.0	--	1
1,2,4-Trimethylbenzene	ND		ug/l	2.5	--	1
Ethyl ether	ND		ug/l	2.5	--	1
Isopropyl Ether	ND		ug/l	2.0	--	1
Tert-Butyl Alcohol	ND		ug/l	10	--	1
Ethyl-Tert-Butyl-Ether	ND		ug/l	2.0	--	1
Tertiary-Amyl Methyl Ether	ND		ug/l	2.0	--	1
1,4-Dioxane	ND		ug/l	250	--	1

Surrogate	% Recovery	Qualifier	Acceptance Criteria
1,2-Dichloroethane-d4	111		70-130
Toluene-d8	91		70-130
4-Bromofluorobenzene	105		70-130
Dibromofluoromethane	117		70-130

Project Name: TROY MILLS LANDFILL SUPERFUND **Lab Number:** L2264709

Project Number: 04.0190987.33 **Report Date:** 12/05/22

SAMPLE RESULTS

Lab ID: L2264709-07 D
Client ID: TRY_MW-205
Sample Location: TROY, NH

Date Collected: 11/15/22 11:30
Date Received: 11/16/22
Field Prep: Not Specified

Sample Depth:
Matrix: Water
Analytical Method: 1,8260D
Analytical Date: 11/25/22 21:26
Analyst: PID

Parameter	Result	Qualifier	Units	RL	MDL	Dilution Factor
Volatile Organics by GC/MS - Westborough Lab						
Methylene chloride	ND		ug/l	15	--	5
1,1-Dichloroethane	ND		ug/l	3.8	--	5
Chloroform	ND		ug/l	3.8	--	5
Carbon tetrachloride	ND		ug/l	2.5	--	5
1,2-Dichloropropane	ND		ug/l	8.8	--	5
Dibromochloromethane	ND		ug/l	2.5	--	5
1,1,2-Trichloroethane	ND		ug/l	3.8	--	5
Tetrachloroethene	ND		ug/l	2.5	--	5
Chlorobenzene	ND		ug/l	2.5	--	5
Trichlorofluoromethane	ND		ug/l	12	--	5
1,2-Dichloroethane	ND		ug/l	2.5	--	5
1,1,1-Trichloroethane	ND		ug/l	2.5	--	5
Bromodichloromethane	ND		ug/l	2.5	--	5
trans-1,3-Dichloropropene	ND		ug/l	2.5	--	5
cis-1,3-Dichloropropene	ND		ug/l	2.5	--	5
1,3-Dichloropropene, Total	ND		ug/l	2.5	--	5
1,1-Dichloropropene	ND		ug/l	12	--	5
Bromoform	ND		ug/l	10	--	5
1,1,2,2-Tetrachloroethane	ND		ug/l	2.5	--	5
Benzene	ND		ug/l	2.5	--	5
Toluene	ND		ug/l	3.8	--	5
Ethylbenzene	150		ug/l	2.5	--	5
Chloromethane	ND		ug/l	12	--	5
Bromomethane	ND		ug/l	5.0	--	5
Vinyl chloride	ND		ug/l	5.0	--	5
Chloroethane	ND		ug/l	5.0	--	5
1,1-Dichloroethene	ND		ug/l	2.5	--	5
trans-1,2-Dichloroethene	ND		ug/l	3.8	--	5

Project Name: TROY MILLS LANDFILL SUPERFUND **Lab Number:** L2264709

Project Number: 04.0190987.33 **Report Date:** 12/05/22

SAMPLE RESULTS

Lab ID: L2264709-07 D Date Collected: 11/15/22 11:30

Client ID: TRY_MW-205 Date Received: 11/16/22

Sample Location: TROY, NH Field Prep: Not Specified

Sample Depth:

Parameter	Result	Qualifier	Units	RL	MDL	Dilution Factor
Volatile Organics by GC/MS - Westborough Lab						
1,2-Dichloroethene, Total	ND		ug/l	2.5	--	5
Trichloroethene	ND		ug/l	2.5	--	5
1,2-Dichlorobenzene	ND		ug/l	12	--	5
1,3-Dichlorobenzene	ND		ug/l	12	--	5
1,4-Dichlorobenzene	ND		ug/l	12	--	5
Methyl tert butyl ether	ND		ug/l	5.0	--	5
p/m-Xylene	170		ug/l	5.0	--	5
o-Xylene	ND		ug/l	5.0	--	5
Xylenes, Total	170		ug/l	5.0	--	5
cis-1,2-Dichloroethene	ND		ug/l	2.5	--	5
Dibromomethane	ND		ug/l	25	--	5
1,2,3-Trichloropropane	ND		ug/l	25	--	5
Styrene	ND		ug/l	5.0	--	5
Dichlorodifluoromethane	ND		ug/l	25	--	5
Acetone	ND		ug/l	25	--	5
Carbon disulfide	ND		ug/l	25	--	5
2-Butanone	ND		ug/l	25	--	5
4-Methyl-2-pentanone	ND		ug/l	25	--	5
2-Hexanone	ND		ug/l	25	--	5
Bromochloromethane	ND		ug/l	12	--	5
Tetrahydrofuran	ND		ug/l	25	--	5
2,2-Dichloropropane	ND		ug/l	12	--	5
1,2-Dibromoethane	ND		ug/l	10	--	5
1,1,1,2-Tetrachloroethane	ND		ug/l	2.5	--	5
Bromobenzene	ND		ug/l	12	--	5
n-Butylbenzene	17		ug/l	2.5	--	5
sec-Butylbenzene	30		ug/l	2.5	--	5
tert-Butylbenzene	ND		ug/l	12	--	5
o-Chlorotoluene	ND		ug/l	12	--	5
p-Chlorotoluene	ND		ug/l	12	--	5
1,2-Dibromo-3-chloropropane	ND		ug/l	12	--	5
Hexachlorobutadiene	ND		ug/l	2.5	--	5
Isopropylbenzene	54		ug/l	2.5	--	5
p-Isopropyltoluene	34		ug/l	2.5	--	5
Naphthalene	54		ug/l	12	--	5
n-Propylbenzene	77		ug/l	2.5	--	5
1,2,3-Trichlorobenzene	ND		ug/l	12	--	5

Project Name: TROY MILLS LANDFILL SUPERFUND **Lab Number:** L2264709

Project Number: 04.0190987.33 **Report Date:** 12/05/22

SAMPLE RESULTS

Lab ID: L2264709-07 D
Client ID: TRY_MW-205
Sample Location: TROY, NH

Date Collected: 11/15/22 11:30
Date Received: 11/16/22
Field Prep: Not Specified

Sample Depth:

Parameter	Result	Qualifier	Units	RL	MDL	Dilution Factor
Volatile Organics by GC/MS - Westborough Lab						
1,2,4-Trichlorobenzene	ND		ug/l	12	--	5
1,3,5-Trimethylbenzene	290		ug/l	12	--	5
1,3,5-Trichlorobenzene	ND		ug/l	10	--	5
1,2,4-Trimethylbenzene	760		ug/l	12	--	5
Ethyl ether	ND		ug/l	12	--	5
Isopropyl Ether	ND		ug/l	10	--	5
Tert-Butyl Alcohol	ND		ug/l	50	--	5
Ethyl-Tert-Butyl-Ether	ND		ug/l	10	--	5
Tertiary-Amyl Methyl Ether	ND		ug/l	10	--	5
1,4-Dioxane	ND		ug/l	1200	--	5

Surrogate	% Recovery	Qualifier	Acceptance Criteria
1,2-Dichloroethane-d4	111		70-130
Toluene-d8	93		70-130
4-Bromofluorobenzene	102		70-130
Dibromofluoromethane	116		70-130

Project Name: TROY MILLS LANDFILL SUPERFUND **Lab Number:** L2264709

Project Number: 04.0190987.33 **Report Date:** 12/05/22

Method Blank Analysis
Batch Quality Control

Analytical Method: 1,8260D
Analytical Date: 11/23/22 07:54
Analyst: PID

Parameter	Result	Qualifier	Units	RL	MDL
Volatile Organics by GC/MS - Westborough Lab for sample(s): 02-04 Batch: WG1715991-5					
Methylene chloride	ND		ug/l	3.0	--
1,1-Dichloroethane	ND		ug/l	0.75	--
Chloroform	ND		ug/l	0.75	--
Carbon tetrachloride	ND		ug/l	0.50	--
1,2-Dichloropropane	ND		ug/l	1.8	--
Dibromochloromethane	ND		ug/l	0.50	--
1,1,2-Trichloroethane	ND		ug/l	0.75	--
Tetrachloroethene	ND		ug/l	0.50	--
Chlorobenzene	ND		ug/l	0.50	--
Trichlorofluoromethane	ND		ug/l	2.5	--
1,2-Dichloroethane	ND		ug/l	0.50	--
1,1,1-Trichloroethane	ND		ug/l	0.50	--
Bromodichloromethane	ND		ug/l	0.50	--
trans-1,3-Dichloropropene	ND		ug/l	0.50	--
cis-1,3-Dichloropropene	ND		ug/l	0.50	--
1,3-Dichloropropene, Total	ND		ug/l	0.50	--
1,1-Dichloropropene	ND		ug/l	2.5	--
Bromoform	ND		ug/l	2.0	--
1,1,2,2-Tetrachloroethane	ND		ug/l	0.50	--
Benzene	ND		ug/l	0.50	--
Toluene	ND		ug/l	0.75	--
Ethylbenzene	ND		ug/l	0.50	--
Chloromethane	ND		ug/l	2.5	--
Bromomethane	ND		ug/l	1.0	--
Vinyl chloride	ND		ug/l	1.0	--
Chloroethane	ND		ug/l	1.0	--
1,1-Dichloroethene	ND		ug/l	0.50	--
trans-1,2-Dichloroethene	ND		ug/l	0.75	--
1,2-Dichloroethene, Total	ND		ug/l	0.50	--

Project Name: TROY MILLS LANDFILL SUPERFUND **Lab Number:** L2264709

Project Number: 04.0190987.33 **Report Date:** 12/05/22

Method Blank Analysis
Batch Quality Control

Analytical Method: 1,8260D
Analytical Date: 11/23/22 07:54
Analyst: PID

Parameter	Result	Qualifier	Units	RL	MDL
Volatile Organics by GC/MS - Westborough Lab for sample(s): 02-04 Batch: WG1715991-5					
Trichloroethene	ND		ug/l	0.50	--
1,2-Dichlorobenzene	ND		ug/l	2.5	--
1,3-Dichlorobenzene	ND		ug/l	2.5	--
1,4-Dichlorobenzene	ND		ug/l	2.5	--
Methyl tert butyl ether	ND		ug/l	1.0	--
p/m-Xylene	ND		ug/l	1.0	--
o-Xylene	ND		ug/l	1.0	--
Xylenes, Total	ND		ug/l	1.0	--
cis-1,2-Dichloroethene	ND		ug/l	0.50	--
Dibromomethane	ND		ug/l	5.0	--
1,2,3-Trichloropropane	ND		ug/l	5.0	--
Styrene	ND		ug/l	1.0	--
Dichlorodifluoromethane	ND		ug/l	5.0	--
Acetone	ND		ug/l	5.0	--
Carbon disulfide	ND		ug/l	5.0	--
2-Butanone	ND		ug/l	5.0	--
4-Methyl-2-pentanone	ND		ug/l	5.0	--
2-Hexanone	ND		ug/l	5.0	--
Bromochloromethane	ND		ug/l	2.5	--
Tetrahydrofuran	ND		ug/l	5.0	--
2,2-Dichloropropane	ND		ug/l	2.5	--
1,2-Dibromoethane	ND		ug/l	2.0	--
1,1,1,2-Tetrachloroethane	ND		ug/l	0.50	--
Bromobenzene	ND		ug/l	2.5	--
n-Butylbenzene	ND		ug/l	0.50	--
sec-Butylbenzene	ND		ug/l	0.50	--
tert-Butylbenzene	ND		ug/l	2.5	--
o-Chlorotoluene	ND		ug/l	2.5	--
p-Chlorotoluene	ND		ug/l	2.5	--

Project Name: TROY MILLS LANDFILL SUPERFUND **Lab Number:** L2264709

Project Number: 04.0190987.33 **Report Date:** 12/05/22

Method Blank Analysis
Batch Quality Control

Analytical Method: 1,8260D
Analytical Date: 11/23/22 07:54
Analyst: PID

Parameter	Result	Qualifier	Units	RL	MDL
Volatile Organics by GC/MS - Westborough Lab for sample(s): 02-04 Batch: WG1715991-5					
1,2-Dibromo-3-chloropropane	ND		ug/l	2.5	--
Hexachlorobutadiene	ND		ug/l	0.50	--
Isopropylbenzene	ND		ug/l	0.50	--
p-Isopropyltoluene	ND		ug/l	0.50	--
Naphthalene	ND		ug/l	2.5	--
n-Propylbenzene	ND		ug/l	0.50	--
1,2,3-Trichlorobenzene	ND		ug/l	2.5	--
1,2,4-Trichlorobenzene	ND		ug/l	2.5	--
1,3,5-Trimethylbenzene	ND		ug/l	2.5	--
1,3,5-Trichlorobenzene	ND		ug/l	2.0	--
1,2,4-Trimethylbenzene	ND		ug/l	2.5	--
Ethyl ether	ND		ug/l	2.5	--
Isopropyl Ether	ND		ug/l	2.0	--
Tert-Butyl Alcohol	ND		ug/l	10	--
Ethyl-Tert-Butyl-Ether	ND		ug/l	2.0	--
Tertiary-Amyl Methyl Ether	ND		ug/l	2.0	--
1,4-Dioxane	ND		ug/l	250	--

Surrogate	%Recovery	Qualifier	Acceptance Criteria
1,2-Dichloroethane-d4	109		70-130
Toluene-d8	100		70-130
4-Bromofluorobenzene	101		70-130
Dibromofluoromethane	105		70-130

Project Name: TROY MILLS LANDFILL SUPERFUND **Lab Number:** L2264709

Project Number: 04.0190987.33 **Report Date:** 12/05/22

Method Blank Analysis
Batch Quality Control

Analytical Method: 1,8260D
Analytical Date: 11/25/22 19:30
Analyst: PID

Parameter	Result	Qualifier	Units	RL	MDL
Volatile Organics by GC/MS - Westborough Lab for sample(s): 05-07 Batch: WG1716269-5					
Methylene chloride	ND		ug/l	3.0	--
1,1-Dichloroethane	ND		ug/l	0.75	--
Chloroform	ND		ug/l	0.75	--
Carbon tetrachloride	ND		ug/l	0.50	--
1,2-Dichloropropane	ND		ug/l	1.8	--
Dibromochloromethane	ND		ug/l	0.50	--
1,1,2-Trichloroethane	ND		ug/l	0.75	--
Tetrachloroethene	ND		ug/l	0.50	--
Chlorobenzene	ND		ug/l	0.50	--
Trichlorofluoromethane	ND		ug/l	2.5	--
1,2-Dichloroethane	ND		ug/l	0.50	--
1,1,1-Trichloroethane	ND		ug/l	0.50	--
Bromodichloromethane	ND		ug/l	0.50	--
trans-1,3-Dichloropropene	ND		ug/l	0.50	--
cis-1,3-Dichloropropene	ND		ug/l	0.50	--
1,3-Dichloropropene, Total	ND		ug/l	0.50	--
1,1-Dichloropropene	ND		ug/l	2.5	--
Bromoform	ND		ug/l	2.0	--
1,1,2,2-Tetrachloroethane	ND		ug/l	0.50	--
Benzene	ND		ug/l	0.50	--
Toluene	ND		ug/l	0.75	--
Ethylbenzene	ND		ug/l	0.50	--
Chloromethane	ND		ug/l	2.5	--
Bromomethane	ND		ug/l	1.0	--
Vinyl chloride	ND		ug/l	1.0	--
Chloroethane	ND		ug/l	1.0	--
1,1-Dichloroethene	ND		ug/l	0.50	--
trans-1,2-Dichloroethene	ND		ug/l	0.75	--
1,2-Dichloroethene, Total	ND		ug/l	0.50	--

Project Name: TROY MILLS LANDFILL SUPERFUND **Lab Number:** L2264709

Project Number: 04.0190987.33 **Report Date:** 12/05/22

Method Blank Analysis
Batch Quality Control

Analytical Method: 1,8260D
Analytical Date: 11/25/22 19:30
Analyst: PID

Parameter	Result	Qualifier	Units	RL	MDL
Volatile Organics by GC/MS - Westborough Lab for sample(s): 05-07 Batch: WG1716269-5					
Trichloroethene	ND		ug/l	0.50	--
1,2-Dichlorobenzene	ND		ug/l	2.5	--
1,3-Dichlorobenzene	ND		ug/l	2.5	--
1,4-Dichlorobenzene	ND		ug/l	2.5	--
Methyl tert butyl ether	ND		ug/l	1.0	--
p/m-Xylene	ND		ug/l	1.0	--
o-Xylene	ND		ug/l	1.0	--
Xylenes, Total	ND		ug/l	1.0	--
cis-1,2-Dichloroethene	ND		ug/l	0.50	--
Dibromomethane	ND		ug/l	5.0	--
1,2,3-Trichloropropane	ND		ug/l	5.0	--
Styrene	ND		ug/l	1.0	--
Dichlorodifluoromethane	ND		ug/l	5.0	--
Acetone	ND		ug/l	5.0	--
Carbon disulfide	ND		ug/l	5.0	--
2-Butanone	ND		ug/l	5.0	--
4-Methyl-2-pentanone	ND		ug/l	5.0	--
2-Hexanone	ND		ug/l	5.0	--
Bromochloromethane	ND		ug/l	2.5	--
Tetrahydrofuran	ND		ug/l	5.0	--
2,2-Dichloropropane	ND		ug/l	2.5	--
1,2-Dibromoethane	ND		ug/l	2.0	--
1,1,1,2-Tetrachloroethane	ND		ug/l	0.50	--
Bromobenzene	ND		ug/l	2.5	--
n-Butylbenzene	ND		ug/l	0.50	--
sec-Butylbenzene	ND		ug/l	0.50	--
tert-Butylbenzene	ND		ug/l	2.5	--
o-Chlorotoluene	ND		ug/l	2.5	--
p-Chlorotoluene	ND		ug/l	2.5	--

Project Name: TROY MILLS LANDFILL SUPERFUND **Lab Number:** L2264709

Project Number: 04.0190987.33 **Report Date:** 12/05/22

Method Blank Analysis
Batch Quality Control

Analytical Method: 1,8260D
Analytical Date: 11/25/22 19:30
Analyst: PID

Parameter	Result	Qualifier	Units	RL	MDL
Volatile Organics by GC/MS - Westborough Lab for sample(s): 05-07 Batch: WG1716269-5					
1,2-Dibromo-3-chloropropane	ND		ug/l	2.5	--
Hexachlorobutadiene	ND		ug/l	0.50	--
Isopropylbenzene	ND		ug/l	0.50	--
p-Isopropyltoluene	ND		ug/l	0.50	--
Naphthalene	ND		ug/l	2.5	--
n-Propylbenzene	ND		ug/l	0.50	--
1,2,3-Trichlorobenzene	ND		ug/l	2.5	--
1,2,4-Trichlorobenzene	ND		ug/l	2.5	--
1,3,5-Trimethylbenzene	ND		ug/l	2.5	--
1,3,5-Trichlorobenzene	ND		ug/l	2.0	--
1,2,4-Trimethylbenzene	ND		ug/l	2.5	--
Ethyl ether	ND		ug/l	2.5	--
Isopropyl Ether	ND		ug/l	2.0	--
Tert-Butyl Alcohol	ND		ug/l	10	--
Ethyl-Tert-Butyl-Ether	ND		ug/l	2.0	--
Tertiary-Amyl Methyl Ether	ND		ug/l	2.0	--
1,4-Dioxane	ND		ug/l	250	--

Surrogate	%Recovery	Qualifier	Acceptance Criteria
1,2-Dichloroethane-d4	108		70-130
Toluene-d8	91		70-130
4-Bromofluorobenzene	110		70-130
Dibromofluoromethane	115		70-130

Project Name: TROY MILLS LANDFILL SUPERFUND **Lab Number:** L2264709

Project Number: 04.0190987.33 **Report Date:** 12/05/22

Method Blank Analysis
Batch Quality Control

Analytical Method: 1,8260D
Analytical Date: 11/27/22 12:20
Analyst: KJD

Parameter	Result	Qualifier	Units	RL	MDL
Volatile Organics by GC/MS - Westborough Lab for sample(s): 01 Batch: WG1716727-5					
Methylene chloride	ND		ug/l	3.0	--
1,1-Dichloroethane	ND		ug/l	0.75	--
Chloroform	ND		ug/l	0.75	--
Carbon tetrachloride	ND		ug/l	0.50	--
1,2-Dichloropropane	ND		ug/l	1.8	--
Dibromochloromethane	ND		ug/l	0.50	--
1,1,2-Trichloroethane	ND		ug/l	0.75	--
Tetrachloroethene	ND		ug/l	0.50	--
Chlorobenzene	ND		ug/l	0.50	--
Trichlorofluoromethane	ND		ug/l	2.5	--
1,2-Dichloroethane	ND		ug/l	0.50	--
1,1,1-Trichloroethane	ND		ug/l	0.50	--
Bromodichloromethane	ND		ug/l	0.50	--
trans-1,3-Dichloropropene	ND		ug/l	0.50	--
cis-1,3-Dichloropropene	ND		ug/l	0.50	--
1,3-Dichloropropene, Total	ND		ug/l	0.50	--
1,1-Dichloropropene	ND		ug/l	2.5	--
Bromoform	ND		ug/l	2.0	--
1,1,2,2-Tetrachloroethane	ND		ug/l	0.50	--
Benzene	ND		ug/l	0.50	--
Toluene	ND		ug/l	0.75	--
Ethylbenzene	ND		ug/l	0.50	--
Chloromethane	ND		ug/l	2.5	--
Bromomethane	ND		ug/l	1.0	--
Vinyl chloride	ND		ug/l	1.0	--
Chloroethane	ND		ug/l	1.0	--
1,1-Dichloroethene	ND		ug/l	0.50	--
trans-1,2-Dichloroethene	ND		ug/l	0.75	--
1,2-Dichloroethene, Total	ND		ug/l	0.50	--

Project Name: TROY MILLS LANDFILL SUPERFUND **Lab Number:** L2264709

Project Number: 04.0190987.33 **Report Date:** 12/05/22

Method Blank Analysis
Batch Quality Control

Analytical Method: 1,8260D
Analytical Date: 11/27/22 12:20
Analyst: KJD

Parameter	Result	Qualifier	Units	RL	MDL
Volatile Organics by GC/MS - Westborough Lab for sample(s): 01 Batch: WG1716727-5					
Trichloroethene	ND		ug/l	0.50	--
1,2-Dichlorobenzene	ND		ug/l	2.5	--
1,3-Dichlorobenzene	ND		ug/l	2.5	--
1,4-Dichlorobenzene	ND		ug/l	2.5	--
Methyl tert butyl ether	ND		ug/l	1.0	--
p/m-Xylene	ND		ug/l	1.0	--
o-Xylene	ND		ug/l	1.0	--
Xylenes, Total	ND		ug/l	1.0	--
cis-1,2-Dichloroethene	ND		ug/l	0.50	--
Dibromomethane	ND		ug/l	5.0	--
1,2,3-Trichloropropane	ND		ug/l	5.0	--
Styrene	ND		ug/l	1.0	--
Dichlorodifluoromethane	ND		ug/l	5.0	--
Acetone	ND		ug/l	5.0	--
Carbon disulfide	ND		ug/l	5.0	--
2-Butanone	ND		ug/l	5.0	--
4-Methyl-2-pentanone	ND		ug/l	5.0	--
2-Hexanone	ND		ug/l	5.0	--
Bromochloromethane	ND		ug/l	2.5	--
Tetrahydrofuran	ND		ug/l	5.0	--
2,2-Dichloropropane	ND		ug/l	2.5	--
1,2-Dibromoethane	ND		ug/l	2.0	--
1,1,1,2-Tetrachloroethane	ND		ug/l	0.50	--
Bromobenzene	ND		ug/l	2.5	--
n-Butylbenzene	ND		ug/l	0.50	--
sec-Butylbenzene	ND		ug/l	0.50	--
tert-Butylbenzene	ND		ug/l	2.5	--
o-Chlorotoluene	ND		ug/l	2.5	--
p-Chlorotoluene	ND		ug/l	2.5	--

Project Name: TROY MILLS LANDFILL SUPERFUND **Lab Number:** L2264709

Project Number: 04.0190987.33 **Report Date:** 12/05/22

Method Blank Analysis
Batch Quality Control

Analytical Method: 1,8260D
Analytical Date: 11/27/22 12:20
Analyst: KJD

Parameter	Result	Qualifier	Units	RL	MDL
Volatile Organics by GC/MS - Westborough Lab for sample(s): 01 Batch: WG1716727-5					
1,2-Dibromo-3-chloropropane	ND		ug/l	2.5	--
Hexachlorobutadiene	ND		ug/l	0.50	--
Isopropylbenzene	ND		ug/l	0.50	--
p-Isopropyltoluene	ND		ug/l	0.50	--
Naphthalene	ND		ug/l	2.5	--
n-Propylbenzene	ND		ug/l	0.50	--
1,2,3-Trichlorobenzene	ND		ug/l	2.5	--
1,2,4-Trichlorobenzene	ND		ug/l	2.5	--
1,3,5-Trimethylbenzene	ND		ug/l	2.5	--
1,3,5-Trichlorobenzene	ND		ug/l	2.0	--
1,2,4-Trimethylbenzene	ND		ug/l	2.5	--
Ethyl ether	ND		ug/l	2.5	--
Isopropyl Ether	ND		ug/l	2.0	--
Tert-Butyl Alcohol	ND		ug/l	10	--
Ethyl-Tert-Butyl-Ether	ND		ug/l	2.0	--
Tertiary-Amyl Methyl Ether	ND		ug/l	2.0	--
1,4-Dioxane	ND		ug/l	250	--

Surrogate	%Recovery	Qualifier	Acceptance Criteria
1,2-Dichloroethane-d4	104		70-130
Toluene-d8	93		70-130
4-Bromofluorobenzene	109		70-130
Dibromofluoromethane	110		70-130

Lab Control Sample Analysis
Batch Quality Control

Project Name: TROY MILLS LANDFILL SUPERFUND
Project Number: 04.0190987.33

Lab Number: L2264709
Report Date: 12/05/22

Parameter	LCS %Recovery	Qual	LCSD %Recovery	Qual	%Recovery Limits	RPD	Qual	RPD Limits
Volatile Organics by GC/MS - Westborough Lab Associated sample(s): 02-04 Batch: WG1715991-3 WG1715991-4								
Methylene chloride	94		92		70-130	2		20
1,1-Dichloroethane	100		100		70-130	0		20
Chloroform	100		100		70-130	0		20
Carbon tetrachloride	98		96		63-132	2		20
1,2-Dichloropropane	100		110		70-130	10		20
Dibromochloromethane	91		90		63-130	1		20
1,1,2-Trichloroethane	100		100		70-130	0		20
Tetrachloroethene	93		92		70-130	1		20
Chlorobenzene	95		98		75-130	3		25
Trichlorofluoromethane	110		120		62-150	9		20
1,2-Dichloroethane	100		100		70-130	0		20
1,1,1-Trichloroethane	99		97		67-130	2		20
Bromodichloromethane	94		97		67-130	3		20
trans-1,3-Dichloropropene	93		94		70-130	1		20
cis-1,3-Dichloropropene	93		95		70-130	2		20
1,1-Dichloropropene	100		98		70-130	2		20
Bromoform	85		83		54-136	2		20
1,1,2,2-Tetrachloroethane	110		110		67-130	0		20
Benzene	100		100		70-130	0		25
Toluene	99		98		70-130	1		25
Ethylbenzene	98		96		70-130	2		20
Chloromethane	93		93		64-130	0		20
Bromomethane	91		94		39-139	3		20

Lab Control Sample Analysis
Batch Quality Control

Project Name: TROY MILLS LANDFILL SUPERFUND
Project Number: 04.0190987.33

Lab Number: L2264709
Report Date: 12/05/22

Parameter	LCS %Recovery	Qual	LCSD %Recovery	Qual	%Recovery Limits	RPD	Qual	RPD Limits
Volatile Organics by GC/MS - Westborough Lab Associated sample(s): 02-04 Batch: WG1715991-3 WG1715991-4								
Vinyl chloride	110		110		55-140	0		20
Chloroethane	**220**	Q	**220**	Q	55-138	0		20
1,1-Dichloroethene	110		120		61-145	9		25
trans-1,2-Dichloroethene	98		100		70-130	2		20
Trichloroethene	96		95		70-130	1		25
1,2-Dichlorobenzene	99		95		70-130	4		20
1,3-Dichlorobenzene	98		94		70-130	4		20
1,4-Dichlorobenzene	100		98		70-130	2		20
Methyl tert butyl ether	86		89		63-130	3		20
p/m-Xylene	95		95		70-130	0		20
o-Xylene	95		95		70-130	0		20
cis-1,2-Dichloroethene	98		100		70-130	2		20
Dibromomethane	97		99		70-130	2		20
1,2,3-Trichloropropane	98		96		64-130	2		20
Styrene	90		90		70-130	0		20
Dichlorodifluoromethane	86		87		36-147	1		20
Acetone	100		100		58-148	0		20
Carbon disulfide	120		120		51-130	0		20
2-Butanone	92		91		63-138	1		20
4-Methyl-2-pentanone	87		93		59-130	7		20
2-Hexanone	81		85		57-130	5		20
Bromochloromethane	99		97		70-130	2		20
Tetrahydrofuran	87		95		58-130	9		20

Lab Control Sample Analysis
Batch Quality Control

Project Name: TROY MILLS LANDFILL SUPERFUND
Project Number: 04.0190987.33

Lab Number: L2264709
Report Date: 12/05/22

Parameter	LCS %Recovery	Qual	LCSD %Recovery	Qual	%Recovery Limits	RPD	Qual	RPD Limits
Volatile Organics by GC/MS - Westborough Lab Associated sample(s): 02-04 Batch: WG1715991-3 WG1715991-4								
2,2-Dichloropropane	99		98		63-133	1		20
1,2-Dibromoethane	95		97		70-130	2		20
1,1,1,2-Tetrachloroethane	91		90		64-130	1		20
Bromobenzene	95		93		70-130	2		20
n-Butylbenzene	110		100		53-136	10		20
sec-Butylbenzene	110		100		70-130	10		20
tert-Butylbenzene	100		97		70-130	3		20
o-Chlorotoluene	100		100		70-130	0		20
p-Chlorotoluene	100		100		70-130	0		20
1,2-Dibromo-3-chloropropane	94		88		41-144	7		20
Hexachlorobutadiene	89		86		63-130	3		20
Isopropylbenzene	100		99		70-130	1		20
p-Isopropyltoluene	100		98		70-130	2		20
Naphthalene	99		98		70-130	1		20
n-Propylbenzene	110		100		69-130	10		20
1,2,3-Trichlorobenzene	96		95		70-130	1		20
1,2,4-Trichlorobenzene	97		96		70-130	1		20
1,3,5-Trimethylbenzene	100		98		64-130	2		20
1,3,5-Trichlorobenzene	98		93		70-130	5		20
1,2,4-Trimethylbenzene	100		97		70-130	3		20
Ethyl ether	110		110		59-134	0		20
Isopropyl Ether	92		92		70-130	0		20
Tert-Butyl Alcohol	88		94		70-130	7		20

Lab Control Sample Analysis

Batch Quality Control

Project Name: TROY MILLS LANDFILL SUPERFUND

Project Number: 04.0190987.33

Lab Number: L2264709

Report Date: 12/05/22

Parameter	LCS %Recovery	Qual	LCSD %Recovery	Qual	%Recovery Limits	RPD	Qual	RPD Limits
Volatile Organics by GC/MS - Westborough Lab Associated sample(s): 02-04 Batch: WG1715991-3 WG1715991-4								
Ethyl-Tert-Butyl-Ether	91		92		70-130	1		20
Tertiary-Amyl Methyl Ether	82		84		66-130	2		20
1,4-Dioxane	118		112		56-162	5		20

Surrogate	LCS %Recovery	Qual	LCSD %Recovery	Qual	Acceptance Criteria
1,2-Dichloroethane-d4	103		102		70-130
Toluene-d8	100		102		70-130
4-Bromofluorobenzene	104		98		70-130
Dibromofluoromethane	101		100		70-130

Lab Control Sample Analysis
Batch Quality Control

Project Name: TROY MILLS LANDFILL SUPERFUND
Project Number: 04.0190987.33

Lab Number: L2264709
Report Date: 12/05/22

Parameter	LCS %Recovery	Qual	LCSD %Recovery	Qual	%Recovery Limits	RPD	Qual	RPD Limits
Volatile Organics by GC/MS - Westborough Lab Associated sample(s): 05-07 Batch: WG1716269-3 WG1716269-4								
Methylene chloride	110		100		70-130	10		20
1,1-Dichloroethane	120		120		70-130	0		20
Chloroform	110		110		70-130	0		20
Carbon tetrachloride	120		120		63-132	0		20
1,2-Dichloropropane	110		110		70-130	0		20
Dibromochloromethane	91		92		63-130	1		20
1,1,2-Trichloroethane	88		90		70-130	2		20
Tetrachloroethene	110		110		70-130	0		20
Chlorobenzene	110		100		75-130	10		25
Trichlorofluoromethane	91		90		62-150	1		20
1,2-Dichloroethane	100		100		70-130	0		20
1,1,1-Trichloroethane	110		120		67-130	9		20
Bromodichloromethane	100		100		67-130	0		20
trans-1,3-Dichloropropene	80		80		70-130	0		20
cis-1,3-Dichloropropene	89		92		70-130	3		20
1,1-Dichloropropene	100		100		70-130	0		20
Bromoform	73		77		54-136	5		20
1,1,2,2-Tetrachloroethane	80		82		67-130	2		20
Benzene	110		110		70-130	0		25
Toluene	110		100		70-130	10		25
Ethylbenzene	100		110		70-130	10		20
Chloromethane	130		130		64-130	0		20
Bromomethane	59		66		39-139	11		20

Lab Control Sample Analysis
Batch Quality Control

Project Name: TROY MILLS LANDFILL SUPERFUND
Project Number: 04.0190987.33
Lab Number: L2264709
Report Date: 12/05/22

Parameter	LCS %Recovery	Qual	LCSD %Recovery	Qual	%Recovery Limits	RPD	Qual	RPD Limits
Volatile Organics by GC/MS - Westborough Lab Associated sample(s): 05-07 Batch: WG1716269-3 WG1716269-4								
Vinyl chloride	100		100		55-140	0		20
Chloroethane	79		78		55-138	1		20
1,1-Dichloroethene	81		78		61-145	4		25
trans-1,2-Dichloroethene	110		110		70-130	0		20
Trichloroethene	110		120		70-130	9		25
1,2-Dichlorobenzene	100		100		70-130	0		20
1,3-Dichlorobenzene	100		100		70-130	0		20
1,4-Dichlorobenzene	100		110		70-130	10		20
Methyl tert butyl ether	84		82		63-130	2		20
p/m-Xylene	110		110		70-130	0		20
o-Xylene	105		105		70-130	0		20
cis-1,2-Dichloroethene	110		110		70-130	0		20
Dibromomethane	97		96		70-130	1		20
1,2,3-Trichloropropane	82		83		64-130	1		20
Styrene	105		105		70-130	0		20
Dichlorodifluoromethane	78		77		36-147	1		20
Acetone	110		110		58-148	0		20
Carbon disulfide	58		57		51-130	2		20
2-Butanone	120		110		63-138	9		20
4-Methyl-2-pentanone	91		89		59-130	2		20
2-Hexanone	100		100		57-130	0		20
Bromochloromethane	110		110		70-130	0		20
Tetrahydrofuran	110		100		58-130	10		20

Lab Control Sample Analysis
Batch Quality Control

Project Name: TROY MILLS LANDFILL SUPERFUND
Project Number: 04.0190987.33

Lab Number: L2264709
Report Date: 12/05/22

Parameter	LCS %Recovery	Qual	LCSD %Recovery	Qual	%Recovery Limits	RPD	Qual	RPD Limits
Volatile Organics by GC/MS - Westborough Lab Associated sample(s): 05-07 Batch: WG1716269-3 WG1716269-4								
2,2-Dichloropropane	110		120		63-133	9		20
1,2-Dibromoethane	87		87		70-130	0		20
1,1,1,2-Tetrachloroethane	97		98		64-130	1		20
Bromobenzene	96		100		70-130	4		20
n-Butylbenzene	92		94		53-136	2		20
sec-Butylbenzene	97		99		70-130	2		20
tert-Butylbenzene	98		100		70-130	2		20
o-Chlorotoluene	100		110		70-130	10		20
p-Chlorotoluene	110		110		70-130	0		20
1,2-Dibromo-3-chloropropane	87		92		41-144	6		20
Hexachlorobutadiene	110		100		63-130	10		20
Isopropylbenzene	100		100		70-130	0		20
p-Isopropyltoluene	94		98		70-130	4		20
Naphthalene	80		82		70-130	2		20
n-Propylbenzene	100		100		69-130	0		20
1,2,3-Trichlorobenzene	89		91		70-130	2		20
1,2,4-Trichlorobenzene	91		92		70-130	1		20
1,3,5-Trimethylbenzene	100		110		64-130	10		20
1,3,5-Trichlorobenzene	97		98		70-130	1		20
1,2,4-Trimethylbenzene	100		100		70-130	0		20
Ethyl ether	66		63		59-134	5		20
Isopropyl Ether	120		120		70-130	0		20
Tert-Butyl Alcohol	108		108		70-130	0		20

Lab Control Sample Analysis
Batch Quality Control

Project Name: TROY MILLS LANDFILL SUPERFUND
Project Number: 04.0190987.33

Lab Number: L2264709
Report Date: 12/05/22

Parameter	LCS %Recovery	Qual	LCSD %Recovery	Qual	%Recovery Limits	RPD	Qual	RPD Limits
Volatile Organics by GC/MS - Westborough Lab Associated sample(s): 05-07 Batch: WG1716269-3 WG1716269-4								
Ethyl-Tert-Butyl-Ether	90		88		70-130	2		20
Tertiary-Amyl Methyl Ether	89		90		66-130	1		20
1,4-Dioxane	120		110		56-162	9		20

Surrogate	LCS %Recovery	Qual	LCSD %Recovery	Qual	Acceptance Criteria
1,2-Dichloroethane-d4	99		96		70-130
Toluene-d8	100		98		70-130
4-Bromofluorobenzene	100		103		70-130
Dibromofluoromethane	101		99		70-130

Lab Control Sample Analysis
Batch Quality Control

Project Name: TROY MILLS LANDFILL SUPERFUND
Project Number: 04.0190987.33
Lab Number: L2264709
Report Date: 12/05/22

Parameter	LCS %Recovery	Qual	LCSD %Recovery	Qual	%Recovery Limits	RPD	Qual	RPD Limits
Volatile Organics by GC/MS - Westborough Lab Associated sample(s): 01 Batch: WG1716727-3 WG1716727-4								
Methylene chloride	100		100		70-130	0		20
1,1-Dichloroethane	120		120		70-130	0		20
Chloroform	110		110		70-130	0		20
Carbon tetrachloride	110		110		63-132	0		20
1,2-Dichloropropane	110		110		70-130	0		20
Dibromochloromethane	86		86		63-130	0		20
1,1,2-Trichloroethane	82		85		70-130	4		20
Tetrachloroethene	110		110		70-130	0		20
Chlorobenzene	100		100		75-130	0		25
Trichlorofluoromethane	85		85		62-150	0		20
1,2-Dichloroethane	99		98		70-130	1		20
1,1,1-Trichloroethane	110		110		67-130	0		20
Bromodichloromethane	96		99		67-130	3		20
trans-1,3-Dichloropropene	79		81		70-130	3		20
cis-1,3-Dichloropropene	88		91		70-130	3		20
1,1-Dichloropropene	100		100		70-130	0		20
Bromoform	72		74		54-136	3		20
1,1,2,2-Tetrachloroethane	72		76		67-130	5		20
Benzene	100		100		70-130	0		25
Toluene	100		100		70-130	0		25
Ethylbenzene	100		100		70-130	0		20
Chloromethane	120		120		64-130	0		20
Bromomethane	64		67		39-139	5		20

Lab Control Sample Analysis
Batch Quality Control

Project Name: TROY MILLS LANDFILL SUPERFUND
Project Number: 04.0190987.33

Lab Number: L2264709
Report Date: 12/05/22

Parameter	LCS %Recovery	Qual	LCSD %Recovery	Qual	%Recovery Limits	RPD	Qual	RPD Limits
Volatile Organics by GC/MS - Westborough Lab Associated sample(s): 01 Batch: WG1716727-3 WG1716727-4								
Vinyl chloride	97		97		55-140	0		20
Chloroethane	77		78		55-138	1		20
1,1-Dichloroethene	77		77		61-145	0		25
trans-1,2-Dichloroethene	100		100		70-130	0		20
Trichloroethene	110		110		70-130	0		25
1,2-Dichlorobenzene	97		99		70-130	2		20
1,3-Dichlorobenzene	100		100		70-130	0		20
1,4-Dichlorobenzene	99		100		70-130	1		20
Methyl tert butyl ether	79		86		63-130	8		20
p/m-Xylene	105		105		70-130	0		20
o-Xylene	105		100		70-130	5		20
cis-1,2-Dichloroethene	100		100		70-130	0		20
Dibromomethane	90		92		70-130	2		20
1,2,3-Trichloropropane	77		79		64-130	3		20
Styrene	100		100		70-130	0		20
Dichlorodifluoromethane	71		69		36-147	3		20
Acetone	91		97		58-148	6		20
Carbon disulfide	55		54		51-130	2		20
2-Butanone	100		110		63-138	10		20
4-Methyl-2-pentanone	80		84		59-130	5		20
2-Hexanone	90		96		57-130	6		20
Bromochloromethane	100		100		70-130	0		20
Tetrahydrofuran	97		92		58-130	5		20

Lab Control Sample Analysis
Batch Quality Control

Project Name: TROY MILLS LANDFILL SUPERFUND
Project Number: 04.0190987.33

Lab Number: L2264709
Report Date: 12/05/22

Parameter	LCS %Recovery	Qual	LCSD %Recovery	Qual	%Recovery Limits	RPD	Qual	RPD Limits
Volatile Organics by GC/MS - Westborough Lab Associated sample(s): 01 Batch: WG1716727-3 WG1716727-4								
2,2-Dichloropropane	120		120		63-133	0		20
1,2-Dibromoethane	84		85		70-130	1		20
1,1,1,2-Tetrachloroethane	94		95		64-130	1		20
Bromobenzene	94		96		70-130	2		20
n-Butylbenzene	89		90		53-136	1		20
sec-Butylbenzene	95		94		70-130	1		20
tert-Butylbenzene	98		98		70-130	0		20
o-Chlorotoluene	100		100		70-130	0		20
p-Chlorotoluene	100		100		70-130	0		20
1,2-Dibromo-3-chloropropane	82		85		41-144	4		20
Hexachlorobutadiene	100		100		63-130	0		20
Isopropylbenzene	100		100		70-130	0		20
p-Isopropyltoluene	93		92		70-130	1		20
Naphthalene	76		79		70-130	4		20
n-Propylbenzene	100		100		69-130	0		20
1,2,3-Trichlorobenzene	85		86		70-130	1		20
1,2,4-Trichlorobenzene	86		90		70-130	5		20
1,3,5-Trimethylbenzene	100		100		64-130	0		20
1,3,5-Trichlorobenzene	93		93		70-130	0		20
1,2,4-Trimethylbenzene	100		100		70-130	0		20
Ethyl ether	**57**	Q	**50**	Q	59-134	13		20
Isopropyl Ether	110		110		70-130	0		20
Tert-Butyl Alcohol	74		76		70-130	3		20

Lab Control Sample Analysis

Batch Quality Control

Project Name: TROY MILLS LANDFILL SUPERFUND

Project Number: 04.0190987.33

Lab Number: L2264709

Report Date: 12/05/22

Parameter	LCS %Recovery	Qual	LCSD %Recovery	Qual	%Recovery Limits	RPD	Qual	RPD Limits
Volatile Organics by GC/MS - Westborough Lab Associated sample(s): 01 Batch: WG1716727-3 WG1716727-4								
Ethyl-Tert-Butyl-Ether	88		94		70-130	7		20
Tertiary-Amyl Methyl Ether	85		86		66-130	1		20
1,4-Dioxane	92		98		56-162	6		20

Surrogate	LCS %Recovery	Qual	LCSD %Recovery	Qual	Acceptance Criteria
1,2-Dichloroethane-d4	96		95		70-130
Toluene-d8	100		98		70-130
4-Bromofluorobenzene	102		102		70-130
Dibromofluoromethane	99		99		70-130

SEMIVOLATILES

Project Name: TROY MILLS LANDFILL SUPERFUND **Lab Number:** L2264709

Project Number: 04.0190987.33 **Report Date:** 12/05/22

SAMPLE RESULTS

Lab ID: L2264709-02
Client ID: TRY_MW-903S
Sample Location: TROY, NH

Date Collected: 11/14/22 14:35
Date Received: 11/16/22
Field Prep: Not Specified

Sample Depth:
Matrix: Water
Analytical Method: 1,8270E
Analytical Date: 11/21/22 22:05
Analyst: WR

Extraction Method: EPA 3510C
Extraction Date: 11/19/22 00:02

Parameter	Result	Qualifier	Units	RL	MDL	Dilution Factor
Semivolatile Organics by GC/MS - Westborough Lab						
Benzidine	ND		ug/l	20	--	1
1,2,4-Trichlorobenzene	ND		ug/l	5.0	--	1
Bis(2-chloroethyl)ether	ND		ug/l	2.0	--	1
1,2-Dichlorobenzene	ND		ug/l	2.0	--	1
1,3-Dichlorobenzene	ND		ug/l	2.0	--	1
1,4-Dichlorobenzene	ND		ug/l	2.0	--	1
3,3'-Dichlorobenzidine	ND		ug/l	5.0	--	1
2,4-Dinitrotoluene	ND		ug/l	5.0	--	1
2,6-Dinitrotoluene	ND		ug/l	5.0	--	1
Azobenzene	ND		ug/l	2.0	--	1
4-Chlorophenyl phenyl ether	ND		ug/l	2.0	--	1
4-Bromophenyl phenyl ether	ND		ug/l	2.0	--	1
Bis(2-chloroisopropyl)ether	ND		ug/l	2.0	--	1
Bis(2-chloroethoxy)methane	ND		ug/l	5.0	--	1
Hexachlorocyclopentadiene	ND		ug/l	20	--	1
Isophorone	ND		ug/l	5.0	--	1
Nitrobenzene	ND		ug/l	2.0	--	1
NDPA/DPA	ND		ug/l	2.0	--	1
n-Nitrosodi-n-propylamine	ND		ug/l	5.0	--	1
Bis(2-ethylhexyl)phthalate	ND		ug/l	3.0	--	1
Butyl benzyl phthalate	ND		ug/l	5.0	--	1
Di-n-butylphthalate	ND		ug/l	5.0	--	1
Di-n-octylphthalate	ND		ug/l	5.0	--	1
Diethyl phthalate	ND		ug/l	5.0	--	1
Dimethyl phthalate	ND		ug/l	5.0	--	1
Biphenyl	ND		ug/l	2.0	--	1
Aniline	ND		ug/l	2.0	--	1
4-Chloroaniline	ND		ug/l	5.0	--	1

Project Name: TROY MILLS LANDFILL SUPERFUND **Lab Number:** L2264709

Project Number: 04.0190987.33 **Report Date:** 12/05/22

SAMPLE RESULTS

Lab ID: L2264709-02 Date Collected: 11/14/22 14:35

Client ID: TRY_MW-903S Date Received: 11/16/22

Sample Location: TROY, NH Field Prep: Not Specified

Sample Depth:

Parameter	Result	Qualifier	Units	RL	MDL	Dilution Factor
Semivolatile Organics by GC/MS - Westborough Lab						
2-Nitroaniline	ND		ug/l	5.0	--	1
3-Nitroaniline	ND		ug/l	5.0	--	1
4-Nitroaniline	ND		ug/l	5.0	--	1
Dibenzofuran	ND		ug/l	2.0	--	1
n-Nitrosodimethylamine	ND		ug/l	2.0	--	1
2,4,6-Trichlorophenol	ND		ug/l	5.0	--	1
p-Chloro-m-cresol	ND		ug/l	2.0	--	1
2-Chlorophenol	ND		ug/l	2.0	--	1
2,4-Dichlorophenol	ND		ug/l	5.0	--	1
2,4-Dimethylphenol	ND		ug/l	5.0	--	1
2-Nitrophenol	ND		ug/l	10	--	1
4-Nitrophenol	ND		ug/l	10	--	1
2,4-Dinitrophenol	ND		ug/l	20	--	1
4,6-Dinitro-o-cresol	ND		ug/l	10	--	1
Phenol	ND		ug/l	5.0	--	1
2-Methylphenol	ND		ug/l	5.0	--	1
3-Methylphenol/4-Methylphenol	ND		ug/l	5.0	--	1
2,4,5-Trichlorophenol	ND		ug/l	5.0	--	1
Benzoic Acid	ND		ug/l	50	--	1
Benzyl Alcohol	ND		ug/l	2.0	--	1
Carbazole	ND		ug/l	2.0	--	1
Pyridine	ND		ug/l	3.5	--	1

Surrogate	% Recovery	Qualifier	Acceptance Criteria
2-Fluorophenol	43		21-120
Phenol-d6	43		10-120
Nitrobenzene-d5	64		23-120
2-Fluorobiphenyl	71		15-120
2,4,6-Tribromophenol	38		10-120
4-Terphenyl-d14	82		41-149

Project Name: TROY MILLS LANDFILL SUPERFUND **Lab Number:** L2264709

Project Number: 04.0190987.33 **Report Date:** 12/05/22

SAMPLE RESULTS

Lab ID: L2264709-02
Client ID: TRY_MW-903S
Sample Location: TROY, NH

Date Collected: 11/14/22 14:35
Date Received: 11/16/22
Field Prep: Not Specified

Sample Depth:
Matrix: Water
Analytical Method: 1,8270E-SIM
Analytical Date: 11/19/22 20:48
Analyst: WR

Extraction Method: EPA 3510C
Extraction Date: 11/19/22 00:02

Parameter	Result	Qualifier	Units	RL	MDL	Dilution Factor
Semivolatile Organics by GC/MS-SIM - Westborough Lab						
Acenaphthene	ND		ug/l	0.10	--	1
2-Chloronaphthalene	ND		ug/l	0.20	--	1
Fluoranthene	ND		ug/l	0.10	--	1
Hexachlorobutadiene	ND		ug/l	0.50	--	1
Naphthalene	ND		ug/l	0.10	--	1
Benzo(a)anthracene	ND		ug/l	0.10	--	1
Benzo(a)pyrene	ND		ug/l	0.10	--	1
Benzo(b)fluoranthene	ND		ug/l	0.10	--	1
Benzo(k)fluoranthene	ND		ug/l	0.10	--	1
Chrysene	ND		ug/l	0.10	--	1
Acenaphthylene	ND		ug/l	0.10	--	1
Anthracene	ND		ug/l	0.10	--	1
Benzo(ghi)perylene	ND		ug/l	0.10	--	1
Fluorene	ND		ug/l	0.10	--	1
Phenanthrene	ND		ug/l	0.10	--	1
Dibenzo(a,h)anthracene	ND		ug/l	0.10	--	1
Indeno(1,2,3-cd)pyrene	ND		ug/l	0.10	--	1
Pyrene	ND		ug/l	0.10	--	1
1-Methylnaphthalene	ND		ug/l	0.10	--	1
2-Methylnaphthalene	ND		ug/l	0.10	--	1
Pentachlorophenol	ND		ug/l	0.80	--	1
Hexachlorobenzene	ND		ug/l	0.80	--	1
Hexachloroethane	ND		ug/l	0.80	--	1

Project Name: TROY MILLS LANDFILL SUPERFUND **Lab Number:** L2264709

Project Number: 04.0190987.33 **Report Date:** 12/05/22

SAMPLE RESULTS

Lab ID: L2264709-02 Date Collected: 11/14/22 14:35

Client ID: TRY_MW-903S Date Received: 11/16/22

Sample Location: TROY, NH Field Prep: Not Specified

Sample Depth:

Parameter	Result	Qualifier	Units	RL	MDL	Dilution Factor
Semivolatile Organics by GC/MS-SIM - Westborough Lab						

Surrogate	% Recovery	Qualifier	Acceptance Criteria
2-Fluorophenol	81		21-120
Phenol-d6	75		10-120
Nitrobenzene-d5	110		23-120
2-Fluorobiphenyl	88		15-120
2,4,6-Tribromophenol	76		10-120
4-Terphenyl-d14	90		41-149

Project Name: TROY MILLS LANDFILL SUPERFUND **Lab Number:** L2264709

Project Number: 04.0190987.33 **Report Date:** 12/05/22

SAMPLE RESULTS

Lab ID: L2264709-02
Client ID: TRY_MW-903S
Sample Location: TROY, NH

Date Collected: 11/14/22 14:35
Date Received: 11/16/22
Field Prep: Not Specified

Sample Depth:
Matrix: Water
Analytical Method: 1,8270E-SIM
Analytical Date: 11/22/22 19:37
Analyst: PS

Extraction Method: EPA 3510C
Extraction Date: 11/19/22 08:20

Parameter	Result	Qualifier	Units	RL	MDL	Dilution Factor
1,4 Dioxane by 8270E-SIM - Mansfield Lab						
1,4-Dioxane	ND		ug/l	0.144	--	1

Surrogate	% Recovery	Qualifier	Acceptance Criteria
1,4-Dioxane-d8	55		15-110

Project Name: TROY MILLS LANDFILL SUPERFUND **Lab Number:** L2264709

Project Number: 04.0190987.33 **Report Date:** 12/05/22

SAMPLE RESULTS

Lab ID: L2264709-03
Client ID: TRY_MW-601B
Sample Location: TROY, NH

Date Collected: 11/14/22 15:00
Date Received: 11/16/22
Field Prep: Not Specified

Sample Depth:
Matrix: Water
Analytical Method: 1,8270E
Analytical Date: 11/21/22 22:31
Analyst: WR

Extraction Method: EPA 3510C
Extraction Date: 11/19/22 00:02

Parameter	Result	Qualifier	Units	RL	MDL	Dilution Factor
Semivolatile Organics by GC/MS - Westborough Lab						
Benzidine	ND		ug/l	20	--	1
1,2,4-Trichlorobenzene	ND		ug/l	5.0	--	1
Bis(2-chloroethyl)ether	ND		ug/l	2.0	--	1
1,2-Dichlorobenzene	ND		ug/l	2.0	--	1
1,3-Dichlorobenzene	ND		ug/l	2.0	--	1
1,4-Dichlorobenzene	ND		ug/l	2.0	--	1
3,3'-Dichlorobenzidine	ND		ug/l	5.0	--	1
2,4-Dinitrotoluene	ND		ug/l	5.0	--	1
2,6-Dinitrotoluene	ND		ug/l	5.0	--	1
Azobenzene	ND		ug/l	2.0	--	1
4-Chlorophenyl phenyl ether	ND		ug/l	2.0	--	1
4-Bromophenyl phenyl ether	ND		ug/l	2.0	--	1
Bis(2-chloroisopropyl)ether	ND		ug/l	2.0	--	1
Bis(2-chloroethoxy)methane	ND		ug/l	5.0	--	1
Hexachlorocyclopentadiene	ND		ug/l	20	--	1
Isophorone	ND		ug/l	5.0	--	1
Nitrobenzene	ND		ug/l	2.0	--	1
NDPA/DPA	ND		ug/l	2.0	--	1
n-Nitrosodi-n-propylamine	ND		ug/l	5.0	--	1
Bis(2-ethylhexyl)phthalate	ND		ug/l	3.0	--	1
Butyl benzyl phthalate	ND		ug/l	5.0	--	1
Di-n-butylphthalate	ND		ug/l	5.0	--	1
Di-n-octylphthalate	ND		ug/l	5.0	--	1
Diethyl phthalate	ND		ug/l	5.0	--	1
Dimethyl phthalate	ND		ug/l	5.0	--	1
Biphenyl	ND		ug/l	2.0	--	1
Aniline	ND		ug/l	2.0	--	1
4-Chloroaniline	ND		ug/l	5.0	--	1

Project Name: TROY MILLS LANDFILL SUPERFUND **Lab Number:** L2264709

Project Number: 04.0190987.33 **Report Date:** 12/05/22

SAMPLE RESULTS

Lab ID: L2264709-03 Date Collected: 11/14/22 15:00

Client ID: TRY_MW-601B Date Received: 11/16/22

Sample Location: TROY, NH Field Prep: Not Specified

Sample Depth:

Parameter	Result	Qualifier	Units	RL	MDL	Dilution Factor
Semivolatile Organics by GC/MS - Westborough Lab						
2-Nitroaniline	ND		ug/l	5.0	--	1
3-Nitroaniline	ND		ug/l	5.0	--	1
4-Nitroaniline	ND		ug/l	5.0	--	1
Dibenzofuran	ND		ug/l	2.0	--	1
n-Nitrosodimethylamine	ND		ug/l	2.0	--	1
2,4,6-Trichlorophenol	ND		ug/l	5.0	--	1
p-Chloro-m-cresol	ND		ug/l	2.0	--	1
2-Chlorophenol	ND		ug/l	2.0	--	1
2,4-Dichlorophenol	ND		ug/l	5.0	--	1
2,4-Dimethylphenol	ND		ug/l	5.0	--	1
2-Nitrophenol	ND		ug/l	10	--	1
4-Nitrophenol	ND		ug/l	10	--	1
2,4-Dinitrophenol	ND		ug/l	20	--	1
4,6-Dinitro-o-cresol	ND		ug/l	10	--	1
Phenol	ND		ug/l	5.0	--	1
2-Methylphenol	ND		ug/l	5.0	--	1
3-Methylphenol/4-Methylphenol	ND		ug/l	5.0	--	1
2,4,5-Trichlorophenol	ND		ug/l	5.0	--	1
Benzoic Acid	ND		ug/l	50	--	1
Benzyl Alcohol	ND		ug/l	2.0	--	1
Carbazole	ND		ug/l	2.0	--	1
Pyridine	ND		ug/l	3.5	--	1

Surrogate	% Recovery	Qualifier	Acceptance Criteria
2-Fluorophenol	34		21-120
Phenol-d6	36		10-120
Nitrobenzene-d5	52		23-120
2-Fluorobiphenyl	60		15-120
2,4,6-Tribromophenol	33		10-120
4-Terphenyl-d14	72		41-149

Project Name: TROY MILLS LANDFILL SUPERFUND **Lab Number:** L2264709

Project Number: 04.0190987.33 **Report Date:** 12/05/22

SAMPLE RESULTS

Lab ID: L2264709-03
Client ID: TRY_MW-601B
Sample Location: TROY, NH

Date Collected: 11/14/22 15:00
Date Received: 11/16/22
Field Prep: Not Specified

Sample Depth:
Matrix: Water
Analytical Method: 1,8270E-SIM
Analytical Date: 11/19/22 21:04
Analyst: WR

Extraction Method: EPA 3510C
Extraction Date: 11/19/22 00:02

Parameter	Result	Qualifier	Units	RL	MDL	Dilution Factor
Semivolatile Organics by GC/MS-SIM - Westborough Lab						
Acenaphthene	ND		ug/l	0.10	--	1
2-Chloronaphthalene	ND		ug/l	0.20	--	1
Fluoranthene	ND		ug/l	0.10	--	1
Hexachlorobutadiene	ND		ug/l	0.50	--	1
Naphthalene	ND		ug/l	0.10	--	1
Benzo(a)anthracene	ND		ug/l	0.10	--	1
Benzo(a)pyrene	ND		ug/l	0.10	--	1
Benzo(b)fluoranthene	ND		ug/l	0.10	--	1
Benzo(k)fluoranthene	ND		ug/l	0.10	--	1
Chrysene	ND		ug/l	0.10	--	1
Acenaphthylene	ND		ug/l	0.10	--	1
Anthracene	ND		ug/l	0.10	--	1
Benzo(ghi)perylene	ND		ug/l	0.10	--	1
Fluorene	ND		ug/l	0.10	--	1
Phenanthrene	ND		ug/l	0.10	--	1
Dibenzo(a,h)anthracene	ND		ug/l	0.10	--	1
Indeno(1,2,3-cd)pyrene	ND		ug/l	0.10	--	1
Pyrene	ND		ug/l	0.10	--	1
1-Methylnaphthalene	ND		ug/l	0.10	--	1
2-Methylnaphthalene	ND		ug/l	0.10	--	1
Pentachlorophenol	ND		ug/l	0.80	--	1
Hexachlorobenzene	ND		ug/l	0.80	--	1
Hexachloroethane	ND		ug/l	0.80	--	1

Project Name: TROY MILLS LANDFILL SUPERFUND **Lab Number:** L2264709

Project Number: 04.0190987.33 **Report Date:** 12/05/22

SAMPLE RESULTS

Lab ID: L2264709-03 Date Collected: 11/14/22 15:00

Client ID: TRY_MW-601B Date Received: 11/16/22

Sample Location: TROY, NH Field Prep: Not Specified

Sample Depth:

Parameter	Result	Qualifier	Units	RL	MDL	Dilution Factor
Semivolatile Organics by GC/MS-SIM - Westborough Lab						

Surrogate	% Recovery	Qualifier	Acceptance Criteria
2-Fluorophenol	60		21-120
Phenol-d6	56		10-120
Nitrobenzene-d5	84		23-120
2-Fluorobiphenyl	68		15-120
2,4,6-Tribromophenol	56		10-120
4-Terphenyl-d14	77		41-149

Project Name: TROY MILLS LANDFILL SUPERFUND **Lab Number:** L2264709

Project Number: 04.0190987.33 **Report Date:** 12/05/22

SAMPLE RESULTS

Lab ID: L2264709-03
Client ID: TRY_MW-601B
Sample Location: TROY, NH

Date Collected: 11/14/22 15:00
Date Received: 11/16/22
Field Prep: Not Specified

Sample Depth:
Matrix: Water
Analytical Method: 1,8270E-SIM
Analytical Date: 11/22/22 20:01
Analyst: PS

Extraction Method: EPA 3510C
Extraction Date: 11/19/22 08:20

Parameter	Result	Qualifier	Units	RL	MDL	Dilution Factor
1,4 Dioxane by 8270E-SIM - Mansfield Lab						
1,4-Dioxane	ND		ug/l	0.144	--	1

Surrogate	% Recovery	Qualifier	Acceptance Criteria
1,4-Dioxane-d8	54		15-110

Project Name: TROY MILLS LANDFILL SUPERFUND **Lab Number:** L2264709

Project Number: 04.0190987.33 **Report Date:** 12/05/22

SAMPLE RESULTS

Lab ID: L2264709-04
Client ID: TRY_MW-902B
Sample Location: TROY, NH

Date Collected: 11/15/22 13:40
Date Received: 11/16/22
Field Prep: Not Specified

Sample Depth:
Matrix: Water
Analytical Method: 1,8270E
Analytical Date: 11/21/22 22:57
Analyst: WR

Extraction Method: EPA 3510C
Extraction Date: 11/19/22 00:02

Parameter	Result	Qualifier	Units	RL	MDL	Dilution Factor
Semivolatile Organics by GC/MS - Westborough Lab						
Benzidine	ND		ug/l	20	--	1
1,2,4-Trichlorobenzene	ND		ug/l	5.0	--	1
Bis(2-chloroethyl)ether	ND		ug/l	2.0	--	1
1,2-Dichlorobenzene	ND		ug/l	2.0	--	1
1,3-Dichlorobenzene	ND		ug/l	2.0	--	1
1,4-Dichlorobenzene	ND		ug/l	2.0	--	1
3,3'-Dichlorobenzidine	ND		ug/l	5.0	--	1
2,4-Dinitrotoluene	ND		ug/l	5.0	--	1
2,6-Dinitrotoluene	ND		ug/l	5.0	--	1
Azobenzene	ND		ug/l	2.0	--	1
4-Chlorophenyl phenyl ether	ND		ug/l	2.0	--	1
4-Bromophenyl phenyl ether	ND		ug/l	2.0	--	1
Bis(2-chloroisopropyl)ether	ND		ug/l	2.0	--	1
Bis(2-chloroethoxy)methane	ND		ug/l	5.0	--	1
Hexachlorocyclopentadiene	ND		ug/l	20	--	1
Isophorone	ND		ug/l	5.0	--	1
Nitrobenzene	ND		ug/l	2.0	--	1
NDPA/DPA	ND		ug/l	2.0	--	1
n-Nitrosodi-n-propylamine	ND		ug/l	5.0	--	1
Bis(2-ethylhexyl)phthalate	ND		ug/l	3.0	--	1
Butyl benzyl phthalate	ND		ug/l	5.0	--	1
Di-n-butylphthalate	ND		ug/l	5.0	--	1
Di-n-octylphthalate	ND		ug/l	5.0	--	1
Diethyl phthalate	ND		ug/l	5.0	--	1
Dimethyl phthalate	ND		ug/l	5.0	--	1
Biphenyl	ND		ug/l	2.0	--	1
Aniline	ND		ug/l	2.0	--	1
4-Chloroaniline	ND		ug/l	5.0	--	1

Project Name: TROY MILLS LANDFILL SUPERFUND **Lab Number:** L2264709

Project Number: 04.0190987.33 **Report Date:** 12/05/22

SAMPLE RESULTS

Lab ID: L2264709-04 Date Collected: 11/15/22 13:40

Client ID: TRY_MW-902B Date Received: 11/16/22

Sample Location: TROY, NH Field Prep: Not Specified

Sample Depth:

Parameter	Result	Qualifier	Units	RL	MDL	Dilution Factor
Semivolatile Organics by GC/MS - Westborough Lab						
2-Nitroaniline	ND		ug/l	5.0	--	1
3-Nitroaniline	ND		ug/l	5.0	--	1
4-Nitroaniline	ND		ug/l	5.0	--	1
Dibenzofuran	ND		ug/l	2.0	--	1
n-Nitrosodimethylamine	ND		ug/l	2.0	--	1
2,4,6-Trichlorophenol	ND		ug/l	5.0	--	1
p-Chloro-m-cresol	ND		ug/l	2.0	--	1
2-Chlorophenol	ND		ug/l	2.0	--	1
2,4-Dichlorophenol	ND		ug/l	5.0	--	1
2,4-Dimethylphenol	ND		ug/l	5.0	--	1
2-Nitrophenol	ND		ug/l	10	--	1
4-Nitrophenol	ND		ug/l	10	--	1
2,4-Dinitrophenol	ND		ug/l	20	--	1
4,6-Dinitro-o-cresol	ND		ug/l	10	--	1
Phenol	ND		ug/l	5.0	--	1
2-Methylphenol	ND		ug/l	5.0	--	1
3-Methylphenol/4-Methylphenol	ND		ug/l	5.0	--	1
2,4,5-Trichlorophenol	ND		ug/l	5.0	--	1
Benzoic Acid	ND		ug/l	50	--	1
Benzyl Alcohol	ND		ug/l	2.0	--	1
Carbazole	ND		ug/l	2.0	--	1
Pyridine	ND		ug/l	3.5	--	1

Surrogate	% Recovery	Qualifier	Acceptance Criteria
2-Fluorophenol	31		21-120
Phenol-d6	39		10-120
Nitrobenzene-d5	61		23-120
2-Fluorobiphenyl	71		15-120
2,4,6-Tribromophenol	22		10-120
4-Terphenyl-d14	87		41-149

Project Name: TROY MILLS LANDFILL SUPERFUND **Lab Number:** L2264709

Project Number: 04.0190987.33 **Report Date:** 12/05/22

SAMPLE RESULTS

Lab ID: L2264709-04
Client ID: TRY_MW-902B
Sample Location: TROY, NH

Date Collected: 11/15/22 13:40
Date Received: 11/16/22
Field Prep: Not Specified

Sample Depth:
Matrix: Water
Analytical Method: 1,8270E-SIM
Analytical Date: 11/19/22 21:20
Analyst: WR

Extraction Method: EPA 3510C
Extraction Date: 11/19/22 00:02

Parameter	Result	Qualifier	Units	RL	MDL	Dilution Factor
Semivolatile Organics by GC/MS-SIM - Westborough Lab						
Acenaphthene	ND		ug/l	0.10	--	1
2-Chloronaphthalene	ND		ug/l	0.20	--	1
Fluoranthene	ND		ug/l	0.10	--	1
Hexachlorobutadiene	ND		ug/l	0.50	--	1
Naphthalene	0.11		ug/l	0.10	--	1
Benzo(a)anthracene	ND		ug/l	0.10	--	1
Benzo(a)pyrene	ND		ug/l	0.10	--	1
Benzo(b)fluoranthene	ND		ug/l	0.10	--	1
Benzo(k)fluoranthene	ND		ug/l	0.10	--	1
Chrysene	ND		ug/l	0.10	--	1
Acenaphthylene	ND		ug/l	0.10	--	1
Anthracene	ND		ug/l	0.10	--	1
Benzo(ghi)perylene	ND		ug/l	0.10	--	1
Fluorene	ND		ug/l	0.10	--	1
Phenanthrene	ND		ug/l	0.10	--	1
Dibenzo(a,h)anthracene	ND		ug/l	0.10	--	1
Indeno(1,2,3-cd)pyrene	ND		ug/l	0.10	--	1
Pyrene	ND		ug/l	0.10	--	1
1-Methylnaphthalene	ND		ug/l	0.10	--	1
2-Methylnaphthalene	ND		ug/l	0.10	--	1
Pentachlorophenol	ND		ug/l	0.80	--	1
Hexachlorobenzene	ND		ug/l	0.80	--	1
Hexachloroethane	ND		ug/l	0.80	--	1

Project Name: TROY MILLS LANDFILL SUPERFUND **Lab Number:** L2264709

Project Number: 04.0190987.33 **Report Date:** 12/05/22

SAMPLE RESULTS

Lab ID: L2264709-04 Date Collected: 11/15/22 13:40

Client ID: TRY_MW-902B Date Received: 11/16/22

Sample Location: TROY, NH Field Prep: Not Specified

Sample Depth:

Parameter	Result	Qualifier	Units	RL	MDL	Dilution Factor

Semivolatile Organics by GC/MS-SIM - Westborough Lab

Surrogate	% Recovery	Qualifier	Acceptance Criteria
2-Fluorophenol	68		21-120
Phenol-d6	69		10-120
Nitrobenzene-d5	108		23-120
2-Fluorobiphenyl	85		15-120
2,4,6-Tribromophenol	52		10-120
4-Terphenyl-d14	90		41-149

Project Name: TROY MILLS LANDFILL SUPERFUND **Lab Number:** L2264709

Project Number: 04.0190987.33 **Report Date:** 12/05/22

SAMPLE RESULTS

Lab ID: L2264709-04
Client ID: TRY_MW-902B
Sample Location: TROY, NH

Date Collected: 11/15/22 13:40
Date Received: 11/16/22
Field Prep: Not Specified

Sample Depth:
Matrix: Water
Analytical Method: 1,8270E-SIM
Analytical Date: 11/22/22 20:25
Analyst: PS

Extraction Method: EPA 3510C
Extraction Date: 11/19/22 08:20

Parameter	Result	Qualifier	Units	RL	MDL	Dilution Factor
1,4 Dioxane by 8270E-SIM - Mansfield Lab						
1,4-Dioxane	ND		ug/l	0.144	--	1

Surrogate	% Recovery	Qualifier	Acceptance Criteria
1,4-Dioxane-d8	51		15-110

Project Name: TROY MILLS LANDFILL SUPERFUND **Lab Number:** L2264709

Project Number: 04.0190987.33 **Report Date:** 12/05/22

SAMPLE RESULTS

Lab ID: L2264709-05
Client ID: TRY_MW-902S
Sample Location: TROY, NH

Date Collected: 11/15/22 15:00
Date Received: 11/16/22
Field Prep: Not Specified

Sample Depth:
Matrix: Water
Analytical Method: 1,8270E
Analytical Date: 11/21/22 23:23
Analyst: WR

Extraction Method: EPA 3510C
Extraction Date: 11/19/22 00:02

Parameter	Result	Qualifier	Units	RL	MDL	Dilution Factor
Semivolatile Organics by GC/MS - Westborough Lab						
Benzidine	ND		ug/l	20	--	1
1,2,4-Trichlorobenzene	ND		ug/l	5.0	--	1
Bis(2-chloroethyl)ether	ND		ug/l	2.0	--	1
1,2-Dichlorobenzene	ND		ug/l	2.0	--	1
1,3-Dichlorobenzene	ND		ug/l	2.0	--	1
1,4-Dichlorobenzene	ND		ug/l	2.0	--	1
3,3'-Dichlorobenzidine	ND		ug/l	5.0	--	1
2,4-Dinitrotoluene	ND		ug/l	5.0	--	1
2,6-Dinitrotoluene	ND		ug/l	5.0	--	1
Azobenzene	ND		ug/l	2.0	--	1
4-Chlorophenyl phenyl ether	ND		ug/l	2.0	--	1
4-Bromophenyl phenyl ether	ND		ug/l	2.0	--	1
Bis(2-chloroisopropyl)ether	ND		ug/l	2.0	--	1
Bis(2-chloroethoxy)methane	ND		ug/l	5.0	--	1
Hexachlorocyclopentadiene	ND		ug/l	20	--	1
Isophorone	ND		ug/l	5.0	--	1
Nitrobenzene	ND		ug/l	2.0	--	1
NDPA/DPA	ND		ug/l	2.0	--	1
n-Nitrosodi-n-propylamine	ND		ug/l	5.0	--	1
Bis(2-ethylhexyl)phthalate	ND		ug/l	3.0	--	1
Butyl benzyl phthalate	ND		ug/l	5.0	--	1
Di-n-butylphthalate	ND		ug/l	5.0	--	1
Di-n-octylphthalate	ND		ug/l	5.0	--	1
Diethyl phthalate	ND		ug/l	5.0	--	1
Dimethyl phthalate	ND		ug/l	5.0	--	1
Biphenyl	ND		ug/l	2.0	--	1
Aniline	ND		ug/l	2.0	--	1
4-Chloroaniline	ND		ug/l	5.0	--	1

Project Name: TROY MILLS LANDFILL SUPERFUND **Lab Number:** L2264709

Project Number: 04.0190987.33 **Report Date:** 12/05/22

SAMPLE RESULTS

Lab ID: L2264709-05 Date Collected: 11/15/22 15:00

Client ID: TRY_MW-902S Date Received: 11/16/22

Sample Location: TROY, NH Field Prep: Not Specified

Sample Depth:

Parameter	Result	Qualifier	Units	RL	MDL	Dilution Factor
Semivolatile Organics by GC/MS - Westborough Lab						
2-Nitroaniline	ND		ug/l	5.0	--	1
3-Nitroaniline	ND		ug/l	5.0	--	1
4-Nitroaniline	ND		ug/l	5.0	--	1
Dibenzofuran	ND		ug/l	2.0	--	1
n-Nitrosodimethylamine	ND		ug/l	2.0	--	1
2,4,6-Trichlorophenol	ND		ug/l	5.0	--	1
p-Chloro-m-cresol	ND		ug/l	2.0	--	1
2-Chlorophenol	ND		ug/l	2.0	--	1
2,4-Dichlorophenol	ND		ug/l	5.0	--	1
2,4-Dimethylphenol	ND		ug/l	5.0	--	1
2-Nitrophenol	ND		ug/l	10	--	1
4-Nitrophenol	ND		ug/l	10	--	1
2,4-Dinitrophenol	ND		ug/l	20	--	1
4,6-Dinitro-o-cresol	ND		ug/l	10	--	1
Phenol	ND		ug/l	5.0	--	1
2-Methylphenol	ND		ug/l	5.0	--	1
3-Methylphenol/4-Methylphenol	ND		ug/l	5.0	--	1
2,4,5-Trichlorophenol	ND		ug/l	5.0	--	1
Benzoic Acid	ND		ug/l	50	--	1
Benzyl Alcohol	ND		ug/l	2.0	--	1
Carbazole	ND		ug/l	2.0	--	1
Pyridine	ND		ug/l	3.5	--	1

Surrogate	% Recovery	Qualifier	Acceptance Criteria
2-Fluorophenol	45		21-120
Phenol-d6	39		10-120
Nitrobenzene-d5	53		23-120
2-Fluorobiphenyl	58		15-120
2,4,6-Tribromophenol	56		10-120
4-Terphenyl-d14	78		41-149

Project Name: TROY MILLS LANDFILL SUPERFUND **Lab Number:** L2264709

Project Number: 04.0190987.33 **Report Date:** 12/05/22

SAMPLE RESULTS

Lab ID: L2264709-05
Client ID: TRY_MW-902S
Sample Location: TROY, NH

Date Collected: 11/15/22 15:00
Date Received: 11/16/22
Field Prep: Not Specified

Sample Depth:
Matrix: Water
Analytical Method: 1,8270E-SIM
Analytical Date: 11/19/22 21:36
Analyst: WR

Extraction Method: EPA 3510C
Extraction Date: 11/19/22 00:02

Parameter	Result	Qualifier	Units	RL	MDL	Dilution Factor
Semivolatile Organics by GC/MS-SIM - Westborough Lab						
Acenaphthene	ND		ug/l	0.10	--	1
2-Chloronaphthalene	ND		ug/l	0.20	--	1
Fluoranthene	ND		ug/l	0.10	--	1
Hexachlorobutadiene	ND		ug/l	0.50	--	1
Naphthalene	ND		ug/l	0.10	--	1
Benzo(a)anthracene	ND		ug/l	0.10	--	1
Benzo(a)pyrene	ND		ug/l	0.10	--	1
Benzo(b)fluoranthene	ND		ug/l	0.10	--	1
Benzo(k)fluoranthene	ND		ug/l	0.10	--	1
Chrysene	ND		ug/l	0.10	--	1
Acenaphthylene	ND		ug/l	0.10	--	1
Anthracene	ND		ug/l	0.10	--	1
Benzo(ghi)perylene	ND		ug/l	0.10	--	1
Fluorene	ND		ug/l	0.10	--	1
Phenanthrene	ND		ug/l	0.10	--	1
Dibenzo(a,h)anthracene	ND		ug/l	0.10	--	1
Indeno(1,2,3-cd)pyrene	ND		ug/l	0.10	--	1
Pyrene	ND		ug/l	0.10	--	1
1-Methylnaphthalene	ND		ug/l	0.10	--	1
2-Methylnaphthalene	ND		ug/l	0.10	--	1
Pentachlorophenol	ND		ug/l	0.80	--	1
Hexachlorobenzene	ND		ug/l	0.80	--	1
Hexachloroethane	ND		ug/l	0.80	--	1

Project Name: TROY MILLS LANDFILL SUPERFUND **Lab Number:** L2264709

Project Number: 04.0190987.33 **Report Date:** 12/05/22

SAMPLE RESULTS

Lab ID: L2264709-05 Date Collected: 11/15/22 15:00

Client ID: TRY_MW-902S Date Received: 11/16/22

Sample Location: TROY, NH Field Prep: Not Specified

Sample Depth:

Parameter	Result	Qualifier	Units	RL	MDL	Dilution Factor
Semivolatile Organics by GC/MS-SIM - Westborough Lab						

Surrogate	% Recovery	Qualifier	Acceptance Criteria
2-Fluorophenol	71		21-120
Phenol-d6	61		10-120
Nitrobenzene-d5	87		23-120
2-Fluorobiphenyl	72		15-120
2,4,6-Tribromophenol	79		10-120
4-Terphenyl-d14	82		41-149

Project Name: TROY MILLS LANDFILL SUPERFUND **Lab Number:** L2264709

Project Number: 04.0190987.33 **Report Date:** 12/05/22

SAMPLE RESULTS

Lab ID: L2264709-05
Client ID: TRY_MW-902S
Sample Location: TROY, NH

Date Collected: 11/15/22 15:00
Date Received: 11/16/22
Field Prep: Not Specified

Sample Depth:
Matrix: Water
Analytical Method: 1,8270E-SIM
Analytical Date: 11/22/22 20:49
Analyst: PS

Extraction Method: EPA 3510C
Extraction Date: 11/19/22 08:20

Parameter	Result	Qualifier	Units	RL	MDL	Dilution Factor
1,4 Dioxane by 8270E-SIM - Mansfield Lab						
1,4-Dioxane	ND		ug/l	0.147	--	1

Surrogate	% Recovery	Qualifier	Acceptance Criteria
1,4-Dioxane-d8	56		15-110

Project Name: TROY MILLS LANDFILL SUPERFUND **Lab Number:** L2264709

Project Number: 04.0190987.33 **Report Date:** 12/05/22

SAMPLE RESULTS

Lab ID: L2264709-06
Client ID: TRY_MW-903B
Sample Location: TROY, NH

Date Collected: 11/15/22 15:55
Date Received: 11/16/22
Field Prep: Refer to COC

Sample Depth:
Matrix: Water
Analytical Method: 1,8270E
Analytical Date: 11/21/22 23:49
Analyst: WR

Extraction Method: EPA 3510C
Extraction Date: 11/19/22 00:02

Parameter	Result	Qualifier	Units	RL	MDL	Dilution Factor
Semivolatile Organics by GC/MS - Westborough Lab						
Benzidine	ND		ug/l	20	--	1
1,2,4-Trichlorobenzene	ND		ug/l	5.0	--	1
Bis(2-chloroethyl)ether	ND		ug/l	2.0	--	1
1,2-Dichlorobenzene	ND		ug/l	2.0	--	1
1,3-Dichlorobenzene	ND		ug/l	2.0	--	1
1,4-Dichlorobenzene	ND		ug/l	2.0	--	1
3,3'-Dichlorobenzidine	ND		ug/l	5.0	--	1
2,4-Dinitrotoluene	ND		ug/l	5.0	--	1
2,6-Dinitrotoluene	ND		ug/l	5.0	--	1
Azobenzene	ND		ug/l	2.0	--	1
4-Chlorophenyl phenyl ether	ND		ug/l	2.0	--	1
4-Bromophenyl phenyl ether	ND		ug/l	2.0	--	1
Bis(2-chloroisopropyl)ether	ND		ug/l	2.0	--	1
Bis(2-chloroethoxy)methane	ND		ug/l	5.0	--	1
Hexachlorocyclopentadiene	ND		ug/l	20	--	1
Isophorone	ND		ug/l	5.0	--	1
Nitrobenzene	ND		ug/l	2.0	--	1
NDPA/DPA	ND		ug/l	2.0	--	1
n-Nitrosodi-n-propylamine	ND		ug/l	5.0	--	1
Bis(2-ethylhexyl)phthalate	ND		ug/l	3.0	--	1
Butyl benzyl phthalate	ND		ug/l	5.0	--	1
Di-n-butylphthalate	ND		ug/l	5.0	--	1
Di-n-octylphthalate	ND		ug/l	5.0	--	1
Diethyl phthalate	ND		ug/l	5.0	--	1
Dimethyl phthalate	ND		ug/l	5.0	--	1
Biphenyl	ND		ug/l	2.0	--	1
Aniline	ND		ug/l	2.0	--	1
4-Chloroaniline	ND		ug/l	5.0	--	1

Project Name: TROY MILLS LANDFILL SUPERFUND **Lab Number:** L2264709

Project Number: 04.0190987.33 **Report Date:** 12/05/22

SAMPLE RESULTS

Lab ID: L2264709-06 Date Collected: 11/15/22 15:55

Client ID: TRY_MW-903B Date Received: 11/16/22

Sample Location: TROY, NH Field Prep: Refer to COC

Sample Depth:

Parameter	Result	Qualifier	Units	RL	MDL	Dilution Factor
Semivolatile Organics by GC/MS - Westborough Lab						
2-Nitroaniline	ND		ug/l	5.0	--	1
3-Nitroaniline	ND		ug/l	5.0	--	1
4-Nitroaniline	ND		ug/l	5.0	--	1
Dibenzofuran	ND		ug/l	2.0	--	1
n-Nitrosodimethylamine	ND		ug/l	2.0	--	1
2,4,6-Trichlorophenol	ND		ug/l	5.0	--	1
p-Chloro-m-cresol	ND		ug/l	2.0	--	1
2-Chlorophenol	ND		ug/l	2.0	--	1
2,4-Dichlorophenol	ND		ug/l	5.0	--	1
2,4-Dimethylphenol	ND		ug/l	5.0	--	1
2-Nitrophenol	ND		ug/l	10	--	1
4-Nitrophenol	ND		ug/l	10	--	1
2,4-Dinitrophenol	ND		ug/l	20	--	1
4,6-Dinitro-o-cresol	ND		ug/l	10	--	1
Phenol	ND		ug/l	5.0	--	1
2-Methylphenol	ND		ug/l	5.0	--	1
3-Methylphenol/4-Methylphenol	ND		ug/l	5.0	--	1
2,4,5-Trichlorophenol	ND		ug/l	5.0	--	1
Benzoic Acid	ND		ug/l	50	--	1
Benzyl Alcohol	ND		ug/l	2.0	--	1
Carbazole	ND		ug/l	2.0	--	1
Pyridine	ND		ug/l	3.5	--	1

Surrogate	% Recovery	Qualifier	Acceptance Criteria
2-Fluorophenol	26		21-120
Phenol-d6	35		10-120
Nitrobenzene-d5	54		23-120
2-Fluorobiphenyl	65		15-120
2,4,6-Tribromophenol	33		10-120
4-Terphenyl-d14	86		41-149

Project Name: TROY MILLS LANDFILL SUPERFUND **Lab Number:** L2264709

Project Number: 04.0190987.33 **Report Date:** 12/05/22

SAMPLE RESULTS

Lab ID: L2264709-06
Client ID: TRY_MW-903B
Sample Location: TROY, NH

Date Collected: 11/15/22 15:55
Date Received: 11/16/22
Field Prep: Refer to COC

Sample Depth:
Matrix: Water
Analytical Method: 1,8270E-SIM
Analytical Date: 11/19/22 21:52
Analyst: WR

Extraction Method: EPA 3510C
Extraction Date: 11/19/22 00:02

Parameter	Result	Qualifier	Units	RL	MDL	Dilution Factor
Semivolatile Organics by GC/MS-SIM - Westborough Lab						
Acenaphthene	ND		ug/l	0.10	--	1
2-Chloronaphthalene	ND		ug/l	0.20	--	1
Fluoranthene	ND		ug/l	0.10	--	1
Hexachlorobutadiene	ND		ug/l	0.50	--	1
Naphthalene	ND		ug/l	0.10	--	1
Benzo(a)anthracene	0.24		ug/l	0.10	--	1
Benzo(a)pyrene	0.22		ug/l	0.10	--	1
Benzo(b)fluoranthene	0.16		ug/l	0.10	--	1
Benzo(k)fluoranthene	0.26		ug/l	0.10	--	1
Chrysene	0.30		ug/l	0.10	--	1
Acenaphthylene	ND		ug/l	0.10	--	1
Anthracene	ND		ug/l	0.10	--	1
Benzo(ghi)perylene	0.21		ug/l	0.10	--	1
Fluorene	ND		ug/l	0.10	--	1
Phenanthrene	ND		ug/l	0.10	--	1
Dibenzo(a,h)anthracene	0.34		ug/l	0.10	--	1
Indeno(1,2,3-cd)pyrene	0.21		ug/l	0.10	--	1
Pyrene	ND		ug/l	0.10	--	1
1-Methylnaphthalene	ND		ug/l	0.10	--	1
2-Methylnaphthalene	ND		ug/l	0.10	--	1
Pentachlorophenol	ND		ug/l	0.80	--	1
Hexachlorobenzene	ND		ug/l	0.80	--	1
Hexachloroethane	ND		ug/l	0.80	--	1

Project Name: TROY MILLS LANDFILL SUPERFUND **Lab Number:** L2264709

Project Number: 04.0190987.33 **Report Date:** 12/05/22

SAMPLE RESULTS

Lab ID: L2264709-06 Date Collected: 11/15/22 15:55

Client ID: TRY_MW-903B Date Received: 11/16/22

Sample Location: TROY, NH Field Prep: Refer to COC

Sample Depth:

Parameter	Result	Qualifier	Units	RL	MDL	Dilution Factor
Semivolatile Organics by GC/MS-SIM - Westborough Lab						

Surrogate	% Recovery	Qualifier	Acceptance Criteria
2-Fluorophenol	58		21-120
Phenol-d6	58		10-120
Nitrobenzene-d5	87		23-120
2-Fluorobiphenyl	73		15-120
2,4,6-Tribromophenol	59		10-120
4-Terphenyl-d14	91		41-149

Project Name: TROY MILLS LANDFILL SUPERFUND **Lab Number:** L2264709

Project Number: 04.0190987.33 **Report Date:** 12/05/22

SAMPLE RESULTS

Lab ID: L2264709-06
Client ID: TRY_MW-903B
Sample Location: TROY, NH

Date Collected: 11/15/22 15:55
Date Received: 11/16/22
Field Prep: Refer to COC

Sample Depth:
Matrix: Water
Analytical Method: 1,8270E-SIM
Analytical Date: 11/22/22 21:13
Analyst: PS

Extraction Method: EPA 3510C
Extraction Date: 11/19/22 08:20

Parameter	Result	Qualifier	Units	RL	MDL	Dilution Factor
1,4 Dioxane by 8270E-SIM - Mansfield Lab						
1,4-Dioxane	ND		ug/l	0.147	--	1

Surrogate	% Recovery	Qualifier	Acceptance Criteria
1,4-Dioxane-d8	55		15-110

Project Name: TROY MILLS LANDFILL SUPERFUND **Lab Number:** L2264709

Project Number: 04.0190987.33 **Report Date:** 12/05/22

SAMPLE RESULTS

Lab ID: L2264709-07
Client ID: TRY_MW-205
Sample Location: TROY, NH

Date Collected: 11/15/22 11:30
Date Received: 11/16/22
Field Prep: Not Specified

Sample Depth:
Matrix: Water
Analytical Method: 1,8270E
Analytical Date: 11/23/22 00:36
Analyst: SZ

Extraction Method: EPA 3510C
Extraction Date: 11/19/22 00:02

Parameter	Result	Qualifier	Units	RL	MDL	Dilution Factor
Semivolatile Organics by GC/MS - Westborough Lab						
Benzidine	ND		ug/l	20	--	1
1,2,4-Trichlorobenzene	ND		ug/l	5.0	--	1
Bis(2-chloroethyl)ether	ND		ug/l	2.0	--	1
1,2-Dichlorobenzene	ND		ug/l	2.0	--	1
1,3-Dichlorobenzene	ND		ug/l	2.0	--	1
1,4-Dichlorobenzene	ND		ug/l	2.0	--	1
3,3'-Dichlorobenzidine	ND		ug/l	5.0	--	1
2,4-Dinitrotoluene	ND		ug/l	5.0	--	1
2,6-Dinitrotoluene	ND		ug/l	5.0	--	1
Azobenzene	ND		ug/l	2.0	--	1
4-Chlorophenyl phenyl ether	ND		ug/l	2.0	--	1
4-Bromophenyl phenyl ether	ND		ug/l	2.0	--	1
Bis(2-chloroisopropyl)ether	ND		ug/l	2.0	--	1
Bis(2-chloroethoxy)methane	ND		ug/l	5.0	--	1
Hexachlorocyclopentadiene	ND		ug/l	20	--	1
Isophorone	ND		ug/l	5.0	--	1
Nitrobenzene	ND		ug/l	2.0	--	1
NDPA/DPA	ND		ug/l	2.0	--	1
n-Nitrosodi-n-propylamine	ND		ug/l	5.0	--	1
Bis(2-ethylhexyl)phthalate	6.2		ug/l	3.0	--	1
Butyl benzyl phthalate	ND		ug/l	5.0	--	1
Di-n-butylphthalate	ND		ug/l	5.0	--	1
Di-n-octylphthalate	ND		ug/l	5.0	--	1
Diethyl phthalate	ND		ug/l	5.0	--	1
Dimethyl phthalate	ND		ug/l	5.0	--	1
Biphenyl	ND		ug/l	2.0	--	1
Aniline	ND		ug/l	2.0	--	1
4-Chloroaniline	ND		ug/l	5.0	--	1

Project Name: TROY MILLS LANDFILL SUPERFUND **Lab Number:** L2264709

Project Number: 04.0190987.33 **Report Date:** 12/05/22

SAMPLE RESULTS

Lab ID: L2264709-07 Date Collected: 11/15/22 11:30

Client ID: TRY_MW-205 Date Received: 11/16/22

Sample Location: TROY, NH Field Prep: Not Specified

Sample Depth:

Parameter	Result	Qualifier	Units	RL	MDL	Dilution Factor
Semivolatile Organics by GC/MS - Westborough Lab						
2-Nitroaniline	ND		ug/l	5.0	--	1
3-Nitroaniline	ND		ug/l	5.0	--	1
4-Nitroaniline	ND		ug/l	5.0	--	1
Dibenzofuran	ND		ug/l	2.0	--	1
n-Nitrosodimethylamine	ND		ug/l	2.0	--	1
2,4,6-Trichlorophenol	ND		ug/l	5.0	--	1
p-Chloro-m-cresol	ND		ug/l	2.0	--	1
2-Chlorophenol	ND		ug/l	2.0	--	1
2,4-Dichlorophenol	ND		ug/l	5.0	--	1
2,4-Dimethylphenol	ND		ug/l	5.0	--	1
2-Nitrophenol	ND		ug/l	10	--	1
4-Nitrophenol	ND		ug/l	10	--	1
2,4-Dinitrophenol	ND		ug/l	20	--	1
4,6-Dinitro-o-cresol	ND		ug/l	10	--	1
Phenol	ND		ug/l	5.0	--	1
2-Methylphenol	ND		ug/l	5.0	--	1
3-Methylphenol/4-Methylphenol	ND		ug/l	5.0	--	1
2,4,5-Trichlorophenol	ND		ug/l	5.0	--	1
Benzoic Acid	ND		ug/l	50	--	1
Benzyl Alcohol	ND		ug/l	2.0	--	1
Carbazole	ND		ug/l	2.0	--	1
Pyridine	ND		ug/l	3.5	--	1

Surrogate	% Recovery	Qualifier	Acceptance Criteria
2-Fluorophenol	81		21-120
Phenol-d6	71		10-120
Nitrobenzene-d5	112		23-120
2-Fluorobiphenyl	80		15-120
2,4,6-Tribromophenol	75		10-120
4-Terphenyl-d14	73		41-149

Project Name: TROY MILLS LANDFILL SUPERFUND **Lab Number:** L2264709

Project Number: 04.0190987.33 **Report Date:** 12/05/22

SAMPLE RESULTS

Lab ID: L2264709-07
Client ID: TRY_MW-205
Sample Location: TROY, NH

Date Collected: 11/15/22 11:30
Date Received: 11/16/22
Field Prep: Not Specified

Sample Depth:
Matrix: Water
Analytical Method: 1,8270E-SIM
Analytical Date: 11/19/22 22:09
Analyst: WR

Extraction Method: EPA 3510C
Extraction Date: 11/19/22 00:02

Parameter	Result	Qualifier	Units	RL	MDL	Dilution Factor
Semivolatile Organics by GC/MS-SIM - Westborough Lab						
Acenaphthene	ND		ug/l	0.10	--	1
2-Chloronaphthalene	ND		ug/l	0.20	--	1
Fluoranthene	ND		ug/l	0.10	--	1
Hexachlorobutadiene	ND		ug/l	0.50	--	1
Naphthalene	36		ug/l	0.10	--	1
Benzo(a)anthracene	ND		ug/l	0.10	--	1
Benzo(a)pyrene	ND		ug/l	0.10	--	1
Benzo(b)fluoranthene	ND		ug/l	0.10	--	1
Benzo(k)fluoranthene	ND		ug/l	0.10	--	1
Chrysene	ND		ug/l	0.10	--	1
Acenaphthylene	ND		ug/l	0.10	--	1
Anthracene	ND		ug/l	0.10	--	1
Benzo(ghi)perylene	ND		ug/l	0.10	--	1
Fluorene	ND		ug/l	0.10	--	1
Phenanthrene	ND		ug/l	0.10	--	1
Dibenzo(a,h)anthracene	ND		ug/l	0.10	--	1
Indeno(1,2,3-cd)pyrene	ND		ug/l	0.10	--	1
Pyrene	ND		ug/l	0.10	--	1
1-Methylnaphthalene	2.6		ug/l	0.10	--	1
2-Methylnaphthalene	4.5		ug/l	0.10	--	1
Pentachlorophenol	ND		ug/l	0.80	--	1
Hexachlorobenzene	ND		ug/l	0.80	--	1
Hexachloroethane	ND		ug/l	0.80	--	1

Project Name: TROY MILLS LANDFILL SUPERFUND **Lab Number:** L2264709

Project Number: 04.0190987.33 **Report Date:** 12/05/22

SAMPLE RESULTS

Lab ID: L2264709-07 Date Collected: 11/15/22 11:30

Client ID: TRY_MW-205 Date Received: 11/16/22

Sample Location: TROY, NH Field Prep: Not Specified

Sample Depth:

Parameter	Result	Qualifier	Units	RL	MDL	Dilution Factor
Semivolatile Organics by GC/MS-SIM - Westborough Lab						

Surrogate	% Recovery	Qualifier	Acceptance Criteria
2-Fluorophenol	88		21-120
Phenol-d6	77		10-120
Nitrobenzene-d5	109		23-120
2-Fluorobiphenyl	84		15-120
2,4,6-Tribromophenol	85		10-120
4-Terphenyl-d14	86		41-149

Project Name: TROY MILLS LANDFILL SUPERFUND **Lab Number:** L2264709

Project Number: 04.0190987.33 **Report Date:** 12/05/22

SAMPLE RESULTS

Lab ID: L2264709-07
Client ID: TRY_MW-205
Sample Location: TROY, NH

Date Collected: 11/15/22 11:30
Date Received: 11/16/22
Field Prep: Not Specified

Sample Depth:
Matrix: Water
Analytical Method: 1,8270E-SIM
Analytical Date: 11/22/22 21:37
Analyst: PS

Extraction Method: EPA 3510C
Extraction Date: 11/19/22 08:20

Parameter	Result	Qualifier	Units	RL	MDL	Dilution Factor
1,4 Dioxane by 8270E-SIM - Mansfield Lab						
1,4-Dioxane	ND		ug/l	0.147	--	1

Surrogate	% Recovery	Qualifier	Acceptance Criteria
1,4-Dioxane-d8	59		15-110

Project Name: TROY MILLS LANDFILL SUPERFUND **Lab Number:** L2264709

Project Number: 04.0190987.33 **Report Date:** 12/05/22

SAMPLE RESULTS

Lab ID: L2264709-08
Client ID: EQUIP BLANK
Sample Location: TROY, NH

Date Collected: 11/15/22 15:30
Date Received: 11/16/22
Field Prep: Not Specified

Sample Depth:
Matrix: Water
Analytical Method: 1,8270E
Analytical Date: 11/23/22 01:00
Analyst: SZ

Extraction Method: EPA 3510C
Extraction Date: 11/19/22 00:02

Parameter	Result	Qualifier	Units	RL	MDL	Dilution Factor
Semivolatile Organics by GC/MS - Westborough Lab						
Benzidine	ND		ug/l	20	--	1
1,2,4-Trichlorobenzene	ND		ug/l	5.0	--	1
Bis(2-chloroethyl)ether	ND		ug/l	2.0	--	1
1,2-Dichlorobenzene	ND		ug/l	2.0	--	1
1,3-Dichlorobenzene	ND		ug/l	2.0	--	1
1,4-Dichlorobenzene	ND		ug/l	2.0	--	1
3,3'-Dichlorobenzidine	ND		ug/l	5.0	--	1
2,4-Dinitrotoluene	ND		ug/l	5.0	--	1
2,6-Dinitrotoluene	ND		ug/l	5.0	--	1
Azobenzene	ND		ug/l	2.0	--	1
4-Chlorophenyl phenyl ether	ND		ug/l	2.0	--	1
4-Bromophenyl phenyl ether	ND		ug/l	2.0	--	1
Bis(2-chloroisopropyl)ether	ND		ug/l	2.0	--	1
Bis(2-chloroethoxy)methane	ND		ug/l	5.0	--	1
Hexachlorocyclopentadiene	ND		ug/l	20	--	1
Isophorone	ND		ug/l	5.0	--	1
Nitrobenzene	ND		ug/l	2.0	--	1
NDPA/DPA	ND		ug/l	2.0	--	1
n-Nitrosodi-n-propylamine	ND		ug/l	5.0	--	1
Bis(2-ethylhexyl)phthalate	ND		ug/l	3.0	--	1
Butyl benzyl phthalate	ND		ug/l	5.0	--	1
Di-n-butylphthalate	ND		ug/l	5.0	--	1
Di-n-octylphthalate	ND		ug/l	5.0	--	1
Diethyl phthalate	ND		ug/l	5.0	--	1
Dimethyl phthalate	ND		ug/l	5.0	--	1
Biphenyl	ND		ug/l	2.0	--	1
Aniline	ND		ug/l	2.0	--	1
4-Chloroaniline	ND		ug/l	5.0	--	1

Project Name: TROY MILLS LANDFILL SUPERFUND **Lab Number:** L2264709

Project Number: 04.0190987.33 **Report Date:** 12/05/22

SAMPLE RESULTS

Lab ID: L2264709-08 Date Collected: 11/15/22 15:30

Client ID: EQUIP BLANK Date Received: 11/16/22

Sample Location: TROY, NH Field Prep: Not Specified

Sample Depth:

Parameter	Result	Qualifier	Units	RL	MDL	Dilution Factor
Semivolatile Organics by GC/MS - Westborough Lab						
2-Nitroaniline	ND		ug/l	5.0	--	1
3-Nitroaniline	ND		ug/l	5.0	--	1
4-Nitroaniline	ND		ug/l	5.0	--	1
Dibenzofuran	ND		ug/l	2.0	--	1
n-Nitrosodimethylamine	ND		ug/l	2.0	--	1
2,4,6-Trichlorophenol	ND		ug/l	5.0	--	1
p-Chloro-m-cresol	ND		ug/l	2.0	--	1
2-Chlorophenol	ND		ug/l	2.0	--	1
2,4-Dichlorophenol	ND		ug/l	5.0	--	1
2,4-Dimethylphenol	ND		ug/l	5.0	--	1
2-Nitrophenol	ND		ug/l	10	--	1
4-Nitrophenol	ND		ug/l	10	--	1
2,4-Dinitrophenol	ND		ug/l	20	--	1
4,6-Dinitro-o-cresol	ND		ug/l	10	--	1
Phenol	ND		ug/l	5.0	--	1
2-Methylphenol	ND		ug/l	5.0	--	1
3-Methylphenol/4-Methylphenol	ND		ug/l	5.0	--	1
2,4,5-Trichlorophenol	ND		ug/l	5.0	--	1
Benzoic Acid	ND		ug/l	50	--	1
Benzyl Alcohol	ND		ug/l	2.0	--	1
Carbazole	ND		ug/l	2.0	--	1
Pyridine	ND		ug/l	3.5	--	1

Surrogate	% Recovery	Qualifier	Acceptance Criteria
2-Fluorophenol	43		21-120
Phenol-d6	56		10-120
Nitrobenzene-d5	101		23-120
2-Fluorobiphenyl	80		15-120
2,4,6-Tribromophenol	31		10-120
4-Terphenyl-d14	75		41-149

Project Name: TROY MILLS LANDFILL SUPERFUND **Lab Number:** L2264709

Project Number: 04.0190987.33 **Report Date:** 12/05/22

SAMPLE RESULTS

Lab ID: L2264709-08
Client ID: EQUIP BLANK
Sample Location: TROY, NH

Date Collected: 11/15/22 15:30
Date Received: 11/16/22
Field Prep: Not Specified

Sample Depth:
Matrix: Water
Analytical Method: 1,8270E-SIM
Analytical Date: 11/19/22 22:25
Analyst: WR

Extraction Method: EPA 3510C
Extraction Date: 11/19/22 00:02

Parameter	Result	Qualifier	Units	RL	MDL	Dilution Factor
Semivolatile Organics by GC/MS-SIM - Westborough Lab						
Acenaphthene	ND		ug/l	0.10	--	1
2-Chloronaphthalene	ND		ug/l	0.20	--	1
Fluoranthene	ND		ug/l	0.10	--	1
Hexachlorobutadiene	ND		ug/l	0.50	--	1
Naphthalene	ND		ug/l	0.10	--	1
Benzo(a)anthracene	ND		ug/l	0.10	--	1
Benzo(a)pyrene	ND		ug/l	0.10	--	1
Benzo(b)fluoranthene	ND		ug/l	0.10	--	1
Benzo(k)fluoranthene	ND		ug/l	0.10	--	1
Chrysene	ND		ug/l	0.10	--	1
Acenaphthylene	ND		ug/l	0.10	--	1
Anthracene	ND		ug/l	0.10	--	1
Benzo(ghi)perylene	ND		ug/l	0.10	--	1
Fluorene	ND		ug/l	0.10	--	1
Phenanthrene	ND		ug/l	0.10	--	1
Dibenzo(a,h)anthracene	ND		ug/l	0.10	--	1
Indeno(1,2,3-cd)pyrene	ND		ug/l	0.10	--	1
Pyrene	ND		ug/l	0.10	--	1
1-Methylnaphthalene	ND		ug/l	0.10	--	1
2-Methylnaphthalene	ND		ug/l	0.10	--	1
Pentachlorophenol	ND		ug/l	0.80	--	1
Hexachlorobenzene	ND		ug/l	0.80	--	1
Hexachloroethane	ND		ug/l	0.80	--	1

Project Name: TROY MILLS LANDFILL SUPERFUND **Lab Number:** L2264709

Project Number: 04.0190987.33 **Report Date:** 12/05/22

SAMPLE RESULTS

Lab ID: L2264709-08 Date Collected: 11/15/22 15:30

Client ID: EQUIP BLANK Date Received: 11/16/22

Sample Location: TROY, NH Field Prep: Not Specified

Sample Depth:

Parameter	Result	Qualifier	Units	RL	MDL	Dilution Factor
Semivolatile Organics by GC/MS-SIM - Westborough Lab						

Surrogate	% Recovery	Qualifier	Acceptance Criteria
2-Fluorophenol	75		21-120
Phenol-d6	70		10-120
Nitrobenzene-d5	106		23-120
2-Fluorobiphenyl	82		15-120
2,4,6-Tribromophenol	56		10-120
4-Terphenyl-d14	86		41-149

Project Name: TROY MILLS LANDFILL SUPERFUND **Lab Number:** L2264709

Project Number: 04.0190987.33 **Report Date:** 12/05/22

Method Blank Analysis
Batch Quality Control

Analytical Method: 1,8270E
Analytical Date: 11/19/22 07:57
Analyst: WR

Extraction Method: EPA 3510C
Extraction Date: 11/18/22 07:48

Parameter	Result	Qualifier	Units	RL	MDL
Semivolatile Organics by GC/MS - Westborough Lab for sample(s): 02-08 Batch: WG1713874-1					
Acenaphthene	ND		ug/l	2.0	--
Benzidine	ND		ug/l	20	--
1,2,4-Trichlorobenzene	ND		ug/l	5.0	--
Hexachlorobenzene	ND		ug/l	2.0	--
Bis(2-chloroethyl)ether	ND		ug/l	2.0	--
2-Chloronaphthalene	ND		ug/l	2.0	--
1,2-Dichlorobenzene	ND		ug/l	2.0	--
1,3-Dichlorobenzene	ND		ug/l	2.0	--
1,4-Dichlorobenzene	ND		ug/l	2.0	--
3,3'-Dichlorobenzidine	ND		ug/l	5.0	--
2,4-Dinitrotoluene	ND		ug/l	5.0	--
2,6-Dinitrotoluene	ND		ug/l	5.0	--
Azobenzene	ND		ug/l	2.0	--
Fluoranthene	ND		ug/l	2.0	--
4-Chlorophenyl phenyl ether	ND		ug/l	2.0	--
4-Bromophenyl phenyl ether	ND		ug/l	2.0	--
Bis(2-chloroisopropyl)ether	ND		ug/l	2.0	--
Bis(2-chloroethoxy)methane	ND		ug/l	5.0	--
Hexachlorobutadiene	ND		ug/l	2.0	--
Hexachlorocyclopentadiene	ND		ug/l	20	--
Hexachloroethane	ND		ug/l	2.0	--
Isophorone	ND		ug/l	5.0	--
Naphthalene	ND		ug/l	2.0	--
Nitrobenzene	ND		ug/l	2.0	--
NDPA/DPA	ND		ug/l	2.0	--
n-Nitrosodi-n-propylamine	ND		ug/l	5.0	--
Bis(2-ethylhexyl)phthalate	ND		ug/l	3.0	--
Butyl benzyl phthalate	ND		ug/l	5.0	--
Di-n-butylphthalate	ND		ug/l	5.0	--

Project Name: TROY MILLS LANDFILL SUPERFUND **Lab Number:** L2264709

Project Number: 04.0190987.33 **Report Date:** 12/05/22

Method Blank Analysis
Batch Quality Control

Analytical Method: 1,8270E
Analytical Date: 11/19/22 07:57
Analyst: WR

Extraction Method: EPA 3510C
Extraction Date: 11/18/22 07:48

Parameter	Result	Qualifier	Units	RL	MDL
Semivolatile Organics by GC/MS - Westborough Lab for sample(s): 02-08 Batch: WG1713874-1					
Di-n-octylphthalate	ND		ug/l	5.0	--
Diethyl phthalate	ND		ug/l	5.0	--
Dimethyl phthalate	ND		ug/l	5.0	--
Benzo(a)anthracene	ND		ug/l	2.0	--
Benzo(a)pyrene	ND		ug/l	2.0	--
Benzo(b)fluoranthene	ND		ug/l	2.0	--
Benzo(k)fluoranthene	ND		ug/l	2.0	--
Chrysene	ND		ug/l	2.0	--
Acenaphthylene	ND		ug/l	2.0	--
Anthracene	ND		ug/l	2.0	--
Benzo(ghi)perylene	ND		ug/l	2.0	--
Fluorene	ND		ug/l	2.0	--
Phenanthrene	ND		ug/l	2.0	--
Dibenzo(a,h)anthracene	ND		ug/l	2.0	--
Indeno(1,2,3-cd)pyrene	ND		ug/l	2.0	--
Pyrene	ND		ug/l	2.0	--
Biphenyl	ND		ug/l	2.0	--
Aniline	ND		ug/l	2.0	--
4-Chloroaniline	ND		ug/l	5.0	--
1-Methylnaphthalene	ND		ug/l	2.0	--
2-Nitroaniline	ND		ug/l	5.0	--
3-Nitroaniline	ND		ug/l	5.0	--
4-Nitroaniline	ND		ug/l	5.0	--
Dibenzofuran	ND		ug/l	2.0	--
2-Methylnaphthalene	ND		ug/l	2.0	--
n-Nitrosodimethylamine	ND		ug/l	2.0	--
2,4,6-Trichlorophenol	ND		ug/l	5.0	--
p-Chloro-m-cresol	ND		ug/l	2.0	--
2-Chlorophenol	ND		ug/l	2.0	--

Project Name: TROY MILLS LANDFILL SUPERFUND
Project Number: 04.0190987.33
Lab Number: L2264709
Report Date: 12/05/22

Method Blank Analysis
Batch Quality Control

Analytical Method: 1,8270E
Analytical Date: 11/19/22 07:57
Analyst: WR

Extraction Method: EPA 3510C
Extraction Date: 11/18/22 07:48

Parameter	Result	Qualifier	Units	RL	MDL
Semivolatile Organics by GC/MS - Westborough Lab for sample(s): 02-08 Batch: WG1713874-1					
2,4-Dichlorophenol	ND		ug/l	5.0	--
2,4-Dimethylphenol	ND		ug/l	5.0	--
2-Nitrophenol	ND		ug/l	10	--
4-Nitrophenol	ND		ug/l	10	--
2,4-Dinitrophenol	ND		ug/l	20	--
4,6-Dinitro-o-cresol	ND		ug/l	10	--
Pentachlorophenol	ND		ug/l	10	--
Phenol	ND		ug/l	5.0	--
2-Methylphenol	ND		ug/l	5.0	--
3-Methylphenol/4-Methylphenol	ND		ug/l	5.0	--
2,4,5-Trichlorophenol	ND		ug/l	5.0	--
Benzoic Acid	ND		ug/l	50	--
Benzyl Alcohol	ND		ug/l	2.0	--
Carbazole	ND		ug/l	2.0	--
Pyridine	ND		ug/l	3.5	--

Surrogate	%Recovery	Qualifier	Acceptance Criteria
2-Fluorophenol	21		21-120
Phenol-d6	18		10-120
Nitrobenzene-d5	33		23-120
2-Fluorobiphenyl	38		15-120
2,4,6-Tribromophenol	22		10-120
4-Terphenyl-d14	42		41-149

Project Name: TROY MILLS LANDFILL SUPERFUND **Lab Number:** L2264709

Project Number: 04.0190987.33 **Report Date:** 12/05/22

Method Blank Analysis
Batch Quality Control

Analytical Method: 1,8270E-SIM
Analytical Date: 11/19/22 17:34
Analyst: WR

Extraction Method: EPA 3510C
Extraction Date: 11/18/22 07:49

Parameter	Result	Qualifier	Units	RL	MDL
Semivolatile Organics by GC/MS-SIM - Westborough Lab for sample(s): 02-08 Batch: WG1713875-1					
Acenaphthene	ND		ug/l	0.10	--
2-Chloronaphthalene	ND		ug/l	0.20	--
Fluoranthene	ND		ug/l	0.10	--
Hexachlorobutadiene	ND		ug/l	0.50	--
Naphthalene	ND		ug/l	0.10	--
Benzo(a)anthracene	ND		ug/l	0.10	--
Benzo(a)pyrene	ND		ug/l	0.10	--
Benzo(b)fluoranthene	ND		ug/l	0.10	--
Benzo(k)fluoranthene	ND		ug/l	0.10	--
Chrysene	ND		ug/l	0.10	--
Acenaphthylene	ND		ug/l	0.10	--
Anthracene	ND		ug/l	0.10	--
Benzo(ghi)perylene	ND		ug/l	0.10	--
Fluorene	ND		ug/l	0.10	--
Phenanthrene	ND		ug/l	0.10	--
Dibenzo(a,h)anthracene	ND		ug/l	0.10	--
Indeno(1,2,3-cd)pyrene	ND		ug/l	0.10	--
Pyrene	ND		ug/l	0.10	--
1-Methylnaphthalene	ND		ug/l	0.10	--
2-Methylnaphthalene	ND		ug/l	0.10	--
Pentachlorophenol	ND		ug/l	0.80	--
Hexachlorobenzene	ND		ug/l	0.80	--
Hexachloroethane	ND		ug/l	0.80	--

Project Name: TROY MILLS LANDFILL SUPERFUND **Lab Number:** L2264709

Project Number: 04.0190987.33 **Report Date:** 12/05/22

Method Blank Analysis
Batch Quality Control

Analytical Method: 1,8270E-SIM
Analytical Date: 11/19/22 17:34
Analyst: WR

Extraction Method: EPA 3510C
Extraction Date: 11/18/22 07:49

Parameter	Result	Qualifier	Units	RL	MDL
Semivolatile Organics by GC/MS-SIM - Westborough Lab for sample(s): 02-08 Batch: WG1713875-1					

Surrogate	%Recovery	Qualifier	Acceptance Criteria
2-Fluorophenol	29		21-120
Phenol-d6	28		10-120
Nitrobenzene-d5	59		23-120
2-Fluorobiphenyl	47		15-120
2,4,6-Tribromophenol	28		10-120
4-Terphenyl-d14	50		41-149

Project Name: TROY MILLS LANDFILL SUPERFUND **Lab Number:** L2264709

Project Number: 04.0190987.33 **Report Date:** 12/05/22

Method Blank Analysis
Batch Quality Control

Analytical Method: 1,8270E-SIM
Analytical Date: 11/22/22 17:12
Analyst: PS

Extraction Method: EPA 3510C
Extraction Date: 11/19/22 08:20

Parameter	Result	Qualifier	Units	RL	MDL
1,4 Dioxane by 8270E-SIM - Mansfield Lab for sample(s): 02-07 Batch: WG1714282-1					
1,4-Dioxane	ND		ug/l	0.150	--

Surrogate	%Recovery	Qualifier	Acceptance Criteria
1,4-Dioxane-d8	54		15-110

Lab Control Sample Analysis
Batch Quality Control

Project Name: TROY MILLS LANDFILL SUPERFUND
Project Number: 04.0190987.33

Lab Number: L2264709
Report Date: 12/05/22

Parameter	LCS %Recovery	Qual	LCSD %Recovery	Qual	%Recovery Limits	RPD	Qual	RPD Limits
Semivolatile Organics by GC/MS - Westborough Lab Associated sample(s): 02-08 Batch: WG1713874-2 WG1713874-3								
Acenaphthene	52		62		37-111	18		30
Benzidine	11		**0**	Q	10-75	**189**	Q	30
1,2,4-Trichlorobenzene	49		57		39-98	15		30
Hexachlorobenzene	54		60		40-140	11		30
Bis(2-chloroethyl)ether	46		53		40-140	14		30
2-Chloronaphthalene	48		55		40-140	14		30
1,2-Dichlorobenzene	48		55		40-140	14		30
1,3-Dichlorobenzene	48		54		40-140	12		30
1,4-Dichlorobenzene	48		54		36-97	12		30
3,3'-Dichlorobenzidine	45		48		40-140	6		30
2,4-Dinitrotoluene	52		61		48-143	16		30
2,6-Dinitrotoluene	46		55		40-140	18		30
Azobenzene	43		48		40-140	11		30
Fluoranthene	57		65		40-140	13		30
4-Chlorophenyl phenyl ether	50		59		40-140	17		30
4-Bromophenyl phenyl ether	54		61		40-140	12		30
Bis(2-chloroisopropyl)ether	**38**	Q	44		40-140	15		30
Bis(2-chloroethoxy)methane	46		52		40-140	12		30
Hexachlorobutadiene	46		50		40-140	8		30
Hexachlorocyclopentadiene	41		49		40-140	18		30
Hexachloroethane	44		51		40-140	15		30
Isophorone	43		49		40-140	13		30
Naphthalene	49		57		40-140	15		30

Lab Control Sample Analysis
Batch Quality Control

Project Name: TROY MILLS LANDFILL SUPERFUND
Project Number: 04.0190987.33
Lab Number: L2264709
Report Date: 12/05/22

Parameter	LCS %Recovery	Qual	LCSD %Recovery	Qual	%Recovery Limits	RPD	Qual	RPD Limits
Semivolatile Organics by GC/MS - Westborough Lab Associated sample(s): 02-08 Batch: WG1713874-2 WG1713874-3								
Nitrobenzene	43		49		40-140	13		30
NDPA/DPA	51		58		40-140	13		30
n-Nitrosodi-n-propylamine	46		51		29-132	10		30
Bis(2-ethylhexyl)phthalate	67		66		40-140	2		30
Butyl benzyl phthalate	61		62		40-140	2		30
Di-n-butylphthalate	57		63		40-140	10		30
Di-n-octylphthalate	61		65		40-140	6		30
Diethyl phthalate	50		58		40-140	15		30
Dimethyl phthalate	48		57		40-140	17		30
Benzo(a)anthracene	56		63		40-140	12		30
Benzo(a)pyrene	61		67		40-140	9		30
Benzo(b)fluoranthene	61		67		40-140	9		30
Benzo(k)fluoranthene	61		67		40-140	9		30
Chrysene	54		63		40-140	15		30
Acenaphthylene	50		58		45-123	15		30
Anthracene	54		62		40-140	14		30
Benzo(ghi)perylene	63		74		40-140	16		30
Fluorene	54		63		40-140	15		30
Phenanthrene	53		60		40-140	12		30
Dibenzo(a,h)anthracene	64		76		40-140	17		30
Indeno(1,2,3-cd)pyrene	72		91		40-140	23		30
Pyrene	57		63		26-127	10		30
Biphenyl	53		61		40-140	14		30

Lab Control Sample Analysis
Batch Quality Control

Project Name: TROY MILLS LANDFILL SUPERFUND
Project Number: 04.0190987.33
Lab Number: L2264709
Report Date: 12/05/22

Parameter	LCS %Recovery	Qual	LCSD %Recovery	Qual	%Recovery Limits	RPD	Qual	RPD Limits
Semivolatile Organics by GC/MS - Westborough Lab Associated sample(s): 02-08 Batch: WG1713874-2 WG1713874-3								
Aniline	**39**	Q	**36**	Q	40-140	8		30
4-Chloroaniline	**37**	Q	50		40-140	30		30
1-Methylnaphthalene	41		48		41-103	16		30
2-Nitroaniline	**49**	Q	58		52-143	17		30
3-Nitroaniline	51		57		25-145	11		30
4-Nitroaniline	54		62		51-143	14		30
Dibenzofuran	54		64		40-140	17		30
2-Methylnaphthalene	52		60		40-140	14		30
n-Nitrosodimethylamine	28		32		22-74	13		30
2,4,6-Trichlorophenol	49		55		30-130	12		30
p-Chloro-m-cresol	47		54		23-97	14		30
2-Chlorophenol	50		56		27-123	11		30
2,4-Dichlorophenol	51		60		30-130	16		30
2,4-Dimethylphenol	46		**22**	Q	30-130	**71**	Q	30
2-Nitrophenol	53		62		30-130	16		30
4-Nitrophenol	36		38		10-80	5		30
2,4-Dinitrophenol	50		57		20-130	13		30
4,6-Dinitro-o-cresol	48		59		20-164	21		30
Pentachlorophenol	42		39		9-103	7		30
Phenol	33		37		12-110	11		30
2-Methylphenol	48		44		30-130	9		30
3-Methylphenol/4-Methylphenol	52		53		30-130	2		30
2,4,5-Trichlorophenol	48		59		30-130	21		30

Lab Control Sample Analysis
Batch Quality Control

Project Name: TROY MILLS LANDFILL SUPERFUND
Project Number: 04.0190987.33
Lab Number: L2264709
Report Date: 12/05/22

Parameter	LCS %Recovery	Qual	LCSD %Recovery	Qual	%Recovery Limits	RPD	Qual	RPD Limits
Semivolatile Organics by GC/MS - Westborough Lab Associated sample(s): 02-08 Batch: WG1713874-2 WG1713874-3								
Benzoic Acid	34		37		10-164	8		30
Benzyl Alcohol	43		47		26-116	9		30
Carbazole	56		65		55-144	15		30
Pyridine	26		23		10-66	12		30

Surrogate	LCS %Recovery	Qual	LCSD %Recovery	Qual	Acceptance Criteria
2-Fluorophenol	41		45		21-120
Phenol-d6	33		35		10-120
Nitrobenzene-d5	44		50		23-120
2-Fluorobiphenyl	50		59		15-120
2,4,6-Tribromophenol	57		59		10-120
4-Terphenyl-d14	56		60		41-149

Lab Control Sample Analysis
Batch Quality Control

Project Name: TROY MILLS LANDFILL SUPERFUND
Project Number: 04.0190987.33
Lab Number: L2264709
Report Date: 12/05/22

Parameter	LCS %Recovery	Qual	LCSD %Recovery	Qual	%Recovery Limits	RPD	Qual	RPD Limits
Semivolatile Organics by GC/MS-SIM - Westborough Lab Associated sample(s): 02-08 Batch: WG1713875-2 WG1713875-3								
Acenaphthene	62		55		40-140	12		40
2-Chloronaphthalene	60		53		40-140	12		40
Fluoranthene	64		54		40-140	17		40
Hexachlorobutadiene	54		47		40-140	14		40
Naphthalene	61		55		40-140	10		40
Benzo(a)anthracene	69		61		40-140	12		40
Benzo(a)pyrene	74		63		40-140	16		40
Benzo(b)fluoranthene	78		62		40-140	23		40
Benzo(k)fluoranthene	69		66		40-140	4		40
Chrysene	64		56		40-140	13		40
Acenaphthylene	66		58		40-140	13		40
Anthracene	68		59		40-140	14		40
Benzo(ghi)perylene	71		63		40-140	12		40
Fluorene	63		57		40-140	10		40
Phenanthrene	63		56		40-140	12		40
Dibenzo(a,h)anthracene	78		68		40-140	14		40
Indeno(1,2,3-cd)pyrene	77		68		40-140	12		40
Pyrene	63		53		40-140	17		40
1-Methylnaphthalene	61		55		40-140	10		40
2-Methylnaphthalene	63		56		40-140	12		40
Pentachlorophenol	58		52		40-140	11		40
Hexachlorobenzene	63		56		40-140	12		40
Hexachloroethane	61		54		40-140	12		40

Lab Control Sample Analysis
Batch Quality Control

Project Name: TROY MILLS LANDFILL SUPERFUND
Project Number: 04.0190987.33
Lab Number: L2264709
Report Date: 12/05/22

Parameter	LCS %Recovery	Qual	LCSD %Recovery	Qual	%Recovery Limits	RPD	Qual	RPD Limits
Semivolatile Organics by GC/MS-SIM - Westborough Lab Associated sample(s): 02-08 Batch: WG1713875-2 WG1713875-3								

Surrogate	LCS %Recovery	Qual	LCSD %Recovery	Qual	Acceptance Criteria
2-Fluorophenol	49		54		21-120
Phenol-d6	44		51		10-120
Nitrobenzene-d5	79		86		23-120
2-Fluorobiphenyl	63		68		15-120
2,4,6-Tribromophenol	41		39		10-120
4-Terphenyl-d14	62		63		41-149

Lab Control Sample Analysis

Batch Quality Control

Project Name: TROY MILLS LANDFILL SUPERFUND

Project Number: 04.0190987.33

Lab Number: L2264709

Report Date: 12/05/22

Parameter	LCS %Recovery	Qual	LCSD %Recovery	Qual	%Recovery Limits	RPD	Qual	RPD Limits
1,4 Dioxane by 8270E-SIM - Mansfield Lab Associated sample(s): 02-07 Batch: WG1714282-2 WG1714282-3								
1,4-Dioxane	108		108		40-140	0		30

Surrogate	LCS %Recovery	Qual	LCSD %Recovery	Qual	Acceptance Criteria
1,4-Dioxane-d8	53		56		15-110

METALS

Project Name: TROY MILLS LANDFILL SUPERFUND **Lab Number:** L2264709

Project Number: 04.0190987.33 **Report Date:** 12/05/22

SAMPLE RESULTS

Lab ID: L2264709-02 Date Collected: 11/14/22 14:35

Client ID: TRY_MW-903S Date Received: 11/16/22

Sample Location: TROY, NH Field Prep: Not Specified

Sample Depth:

Matrix: Water

Parameter	Result	Qualifier	Units	RL	MDL	Dilution Factor	Date Prepared	Date Analyzed	Prep Method	Analytical Method	Analyst
Total Metals - Mansfield Lab											
Manganese, Total	4.952		mg/l	0.00100	--	1	11/19/22 11:34	12/02/22 14:29	EPA 3005A	1,6020B	SV

Project Name: TROY MILLS LANDFILL SUPERFUND **Lab Number:** L2264709

Project Number: 04.0190987.33 **Report Date:** 12/05/22

SAMPLE RESULTS

Lab ID: L2264709-03 Date Collected: 11/14/22 15:00

Client ID: TRY_MW-601B Date Received: 11/16/22

Sample Location: TROY, NH Field Prep: Not Specified

Sample Depth:

Matrix: Water

Parameter	Result	Qualifier	Units	RL	MDL	Dilution Factor	Date Prepared	Date Analyzed	Prep Method	Analytical Method	Analyst
Total Metals - Mansfield Lab											
Manganese, Total	0.1365		mg/l	0.00100	--	1	11/19/22 11:34	12/02/22 14:34	EPA 3005A	1,6020B	SV

Project Name: TROY MILLS LANDFILL SUPERFUND **Lab Number:** L2264709

Project Number: 04.0190987.33 **Report Date:** 12/05/22

SAMPLE RESULTS

Lab ID: L2264709-04 Date Collected: 11/15/22 13:40

Client ID: TRY_MW-902B Date Received: 11/16/22

Sample Location: TROY, NH Field Prep: Not Specified

Sample Depth:

Matrix: Water

Parameter	Result	Qualifier	Units	RL	MDL	Dilution Factor	Date Prepared	Date Analyzed	Prep Method	Analytical Method	Analyst
Total Metals - Mansfield Lab											
Manganese, Total	0.03393		mg/l	0.00100	--	1	11/19/22 11:34	12/02/22 14:39	EPA 3005A	1,6020B	SV

Project Name: TROY MILLS LANDFILL SUPERFUND
Lab Number: L2264709
Project Number: 04.0190987.33
Report Date: 12/05/22

SAMPLE RESULTS

Lab ID: L2264709-05
Client ID: TRY_MW-902S
Sample Location: TROY, NH

Date Collected: 11/15/22 15:00
Date Received: 11/16/22
Field Prep: Not Specified

Sample Depth:
Matrix: Water

Parameter	Result	Qualifier	Units	RL	MDL	Dilution Factor	Date Prepared	Date Analyzed	Prep Method	Analytical Method	Analyst
Total Metals - Mansfield Lab											
Manganese, Total	3.060		mg/l	0.00100	--	1	11/19/22 11:34	12/02/22 15:03	EPA 3005A	1,6020B	SV

Project Name: TROY MILLS LANDFILL SUPERFUND
Lab Number: L2264709
Project Number: 04.0190987.33
Report Date: 12/05/22

SAMPLE RESULTS

Lab ID: L2264709-06
Client ID: TRY_MW-903B
Sample Location: TROY, NH

Date Collected: 11/15/22 15:55
Date Received: 11/16/22
Field Prep: Refer to COC

Sample Depth:
Matrix: Water

Parameter	Result	Qualifier	Units	RL	MDL	Dilution Factor	Date Prepared	Date Analyzed	Prep Method	Analytical Method	Analyst
Dissolved Metals - Mansfield Lab											
Manganese, Dissolved	0.04335		mg/l	0.00100	--	1	11/22/22 09:04	11/29/22 19:08	EPA 3005A	1,6020B	EGW

Project Name: TROY MILLS LANDFILL SUPERFUND **Lab Number:** L2264709

Project Number: 04.0190987.33 **Report Date:** 12/05/22

SAMPLE RESULTS

Lab ID: L2264709-07 Date Collected: 11/15/22 11:30

Client ID: TRY_MW-205 Date Received: 11/16/22

Sample Location: TROY, NH Field Prep: Not Specified

Sample Depth:

Matrix: Water

Parameter	Result	Qualifier	Units	RL	MDL	Dilution Factor	Date Prepared	Date Analyzed	Prep Method	Analytical Method	Analyst
Total Metals - Mansfield Lab											
Manganese, Total	2.474		mg/l	0.00100	--	1	11/19/22 11:34	12/02/22 15:08	EPA 3005A	1,6020B	SV

Project Name: TROY MILLS LANDFILL SUPERFUND **Lab Number:** L2264709

Project Number: 04.0190987.33 **Report Date:** 12/05/22

Method Blank Analysis
Batch Quality Control

Parameter	Result	Qualifier	Units	RL	MDL	Dilution Factor	Date Prepared	Date Analyzed	Analytical Method	Analyst
Total Metals - Mansfield Lab for sample(s): 02-05,07 Batch: WG1714370-1										
Manganese, Total	ND		mg/l	0.00100	--	1	11/19/22 11:34	12/02/22 13:56	1,6020B	SV

Prep Information

Digestion Method: EPA 3005A

Parameter	Result	Qualifier	Units	RL	MDL	Dilution Factor	Date Prepared	Date Analyzed	Analytical Method	Analyst
Dissolved Metals - Mansfield Lab for sample(s): 06 Batch: WG1714577-1										
Manganese, Dissolved	ND		mg/l	0.00100	--	1	11/22/22 09:04	11/29/22 18:37	1,6020B	EGW

Prep Information

Digestion Method: EPA 3005A

Lab Control Sample Analysis

Batch Quality Control

Project Name: TROY MILLS LANDFILL SUPERFUND

Project Number: 04.0190987.33

Lab Number: L2264709

Report Date: 12/05/22

Parameter	LCS %Recovery	Qual	LCSD %Recovery	Qual	%Recovery Limits	RPD	Qual	RPD Limits
Total Metals - Mansfield Lab Associated sample(s): 02-05,07 Batch: WG1714370-2								
Manganese, Total	99		-		80-120	-		
Dissolved Metals - Mansfield Lab Associated sample(s): 06 Batch: WG1714577-2								
Manganese, Dissolved	98		-		80-120	-		

Matrix Spike Analysis
Batch Quality Control

Project Name: TROY MILLS LANDFILL SUPERFUND
Project Number: 04.0190987.33
Lab Number: L2264709
Report Date: 12/05/22

Parameter	Native Sample	MS Added	MS Found	MS %Recovery	Qual	MSD Found	MSD %Recovery	Qual	Recovery Limits	RPD	Qual	RPD Limits
Total Metals - Mansfield Lab Associated sample(s): 02-05,07 QC Batch ID: WG1714370-3 WG1714370-4 QC Sample: L2264946-01 Client ID: MS Sample												
Manganese, Total	0.02687	0.5	0.5025	95		0.5166	98		75-125	3		20
Dissolved Metals - Mansfield Lab Associated sample(s): 06 QC Batch ID: WG1714577-3 WG1714577-4 QC Sample: L2265333-06 Client ID: MS Sample												
Manganese, Dissolved	0.02265	0.5	0.5022	96		0.5256	100		75-125	5		20

Project Name: TROY MILLS LANDFILL SUPERFUND
Project Number: 04.0190987.33

Lab Number: L2264709
Report Date: 12/05/22

Sample Receipt and Container Information

Were project specific reporting limits specified? YES

Cooler Information

Cooler	Custody Seal
A	Absent

Container Information

Container ID	Container Type	Cooler	Initial pH	Final pH	Temp deg C	Pres	Seal	Frozen Date/Time	Analysis(*)
L2264709-01A	Vial HCl preserved	A	NA		2.3	Y	Absent		8260-NH(14)
L2264709-01B	Vial HCl preserved	A	NA		2.3	Y	Absent		8260-NH(14)
L2264709-02A	Vial HCl preserved	A	NA		2.3	Y	Absent		8260-NH(14)
L2264709-02B	Vial HCl preserved	A	NA		2.3	Y	Absent		8260-NH(14)
L2264709-02C	Vial HCl preserved	A	NA		2.3	Y	Absent		8260-NH(14)
L2264709-02D	Plastic 250ml HNO3 preserved	A	<2	<2	2.3	Y	Absent		MN-6020T(180)
L2264709-02E	Amber 250ml unpreserved	A	6	6	2.3	Y	Absent		8270TCL-LVI(7),8270TCL-SIM-LVI(7)
L2264709-02F	Amber 250ml unpreserved	A	6	6	2.3	Y	Absent		8270TCL-LVI(7),8270TCL-SIM-LVI(7)
L2264709-02G	Amber 250ml unpreserved	A	6	6	2.3	Y	Absent		A2-14-DIOXANESIM-PPB(7)
L2264709-02H	Amber 250ml unpreserved	A	6	6	2.3	Y	Absent		A2-14-DIOXANESIM-PPB(7)
L2264709-03A	Vial HCl preserved	A	NA		2.3	Y	Absent		8260-NH(14)
L2264709-03B	Vial HCl preserved	A	NA		2.3	Y	Absent		8260-NH(14)
L2264709-03C	Vial HCl preserved	A	NA		2.3	Y	Absent		8260-NH(14)
L2264709-03D	Plastic 250ml HNO3 preserved	A	<2	<2	2.3	Y	Absent		MN-6020T(180)
L2264709-03E	Amber 250ml unpreserved	A	7	7	2.3	Y	Absent		8270TCL-LVI(7),8270TCL-SIM-LVI(7)
L2264709-03F	Amber 250ml unpreserved	A	7	7	2.3	Y	Absent		8270TCL-LVI(7),8270TCL-SIM-LVI(7)
L2264709-03G	Amber 250ml unpreserved	A	7	7	2.3	Y	Absent		A2-14-DIOXANESIM-PPB(7)
L2264709-03H	Amber 250ml unpreserved	A	7	7	2.3	Y	Absent		A2-14-DIOXANESIM-PPB(7)
L2264709-04A	Vial HCl preserved	A	NA		2.3	Y	Absent		8260-NH(14)
L2264709-04B	Vial HCl preserved	A	NA		2.3	Y	Absent		8260-NH(14)
L2264709-04C	Vial HCl preserved	A	NA		2.3	Y	Absent		8260-NH(14)
L2264709-04D	Plastic 250ml HNO3 preserved	A	<2	<2	2.3	Y	Absent		MN-6020T(180)
L2264709-04E	Amber 250ml unpreserved	A	9	9	2.3	Y	Absent		8270TCL-LVI(7),8270TCL-SIM-LVI(7)

*Values in parentheses indicate holding time in days

Project Name: TROY MILLS LANDFILL SUPERFUND
Project Number: 04.0190987.33

Lab Number: L2264709
Report Date: 12/05/22

Container Information

Container ID	Container Type	Cooler	Initial pH	Final pH	Temp deg C	Pres	Seal	Frozen Date/Time	Analysis(*)
L2264709-04F	Amber 250ml unpreserved	A	9	9	2.3	Y	Absent		8270TCL-LVI(7),8270TCL-SIM-LVI(7)
L2264709-04G	Amber 250ml unpreserved	A	9	9	2.3	Y	Absent		A2-14-DIOXANESIM-PPB(7)
L2264709-04H	Amber 250ml unpreserved	A	9	9	2.3	Y	Absent		A2-14-DIOXANESIM-PPB(7)
L2264709-05A	Vial HCl preserved	A	NA		2.3	Y	Absent		8260-NH(14)
L2264709-05B	Vial HCl preserved	A	NA		2.3	Y	Absent		8260-NH(14)
L2264709-05C	Vial HCl preserved	A	NA		2.3	Y	Absent		8260-NH(14)
L2264709-05D	Plastic 250ml HNO3 preserved	A	<2	<2	2.3	Y	Absent		MN-6020T(180)
L2264709-05E	Amber 250ml unpreserved	A	6	6	2.3	Y	Absent		8270TCL-LVI(7),8270TCL-SIM-LVI(7)
L2264709-05F	Amber 250ml unpreserved	A	6	6	2.3	Y	Absent		8270TCL-LVI(7),8270TCL-SIM-LVI(7)
L2264709-05G	Amber 250ml unpreserved	A	6	6	2.3	Y	Absent		A2-14-DIOXANESIM-PPB(7)
L2264709-05H	Amber 250ml unpreserved	A	6	6	2.3	Y	Absent		A2-14-DIOXANESIM-PPB(7)
L2264709-06A	Vial HCl preserved	A	NA		2.3	Y	Absent		8260-NH(14)
L2264709-06B	Vial HCl preserved	A	NA		2.3	Y	Absent		8260-NH(14)
L2264709-06C	Vial HCl preserved	A	NA		2.3	Y	Absent		8260-NH(14)
L2264709-06D	Plastic 250ml HNO3 preserved	A	<2	<2	2.3	Y	Absent		MN-6020S(180)
L2264709-06E	Amber 250ml unpreserved	A	7	7	2.3	Y	Absent		8270TCL-LVI(7),8270TCL-SIM-LVI(7)
L2264709-06F	Amber 250ml unpreserved	A	7	7	2.3	Y	Absent		8270TCL-LVI(7),8270TCL-SIM-LVI(7)
L2264709-06G	Amber 250ml unpreserved	A	7	7	2.3	Y	Absent		A2-14-DIOXANESIM-PPB(7)
L2264709-06H	Amber 250ml unpreserved	A	7	7	2.3	Y	Absent		A2-14-DIOXANESIM-PPB(7)
L2264709-07A	Vial HCl preserved	A	NA		2.3	Y	Absent		8260-NH(14)
L2264709-07B	Vial HCl preserved	A	NA		2.3	Y	Absent		8260-NH(14)
L2264709-07C	Vial HCl preserved	A	NA		2.3	Y	Absent		8260-NH(14)
L2264709-07D	Plastic 250ml HNO3 preserved	A	<2	<2	2.3	Y	Absent		MN-6020T(180)
L2264709-07E	Amber 250ml unpreserved	A	6	6	2.3	Y	Absent		8270TCL-LVI(7),8270TCL-SIM-LVI(7)
L2264709-07F	Amber 250ml unpreserved	A	6	6	2.3	Y	Absent		8270TCL-LVI(7),8270TCL-SIM-LVI(7)
L2264709-07G	Amber 250ml unpreserved	A	6	6	2.3	Y	Absent		A2-14-DIOXANESIM-PPB(7)
L2264709-07H	Amber 250ml unpreserved	A	6	6	2.3	Y	Absent		A2-14-DIOXANESIM-PPB(7)
L2264709-08A	Amber 250ml unpreserved	A	6	6	2.3	Y	Absent		8270TCL-LVI(7),8270TCL-SIM-LVI(7)

*Values in parentheses indicate holding time in days

Project Name: TROY MILLS LANDFILL SUPERFUND
Project Number: 04.0190987.33

Lab Number: L2264709
Report Date: 12/05/22

Container Information

Container ID	Container Type	Cooler	Initial pH	Final pH	Temp deg C	Pres	Seal	Frozen Date/Time	Analysis(*)
L2264709-08B	Amber 250ml unpreserved	A	6	6	2.3	Y	Absent		8270TCL-LVI(7),8270TCL-SIM-LVI(7)

*Values in parentheses indicate holding time in days

Project Name:	TROY MILLS LANDFILL SUPERFUND	**Lab Number:**	L2264709
Project Number:	04.0190987.33	**Report Date:**	12/05/22

GLOSSARY

Acronyms

DL	- Detection Limit: This value represents the level to which target analyte concentrations are reported as estimated values, when those target analyte concentrations are quantified below the limit of quantitation (LOQ). The DL includes any adjustments from dilutions, concentrations or moisture content, where applicable. (DoD report formats only.)
EDL	- Estimated Detection Limit: This value represents the level to which target analyte concentrations are reported as estimated values, when those target analyte concentrations are quantified below the reporting limit (RL). The EDL includes any adjustments from dilutions, concentrations or moisture content, where applicable. The use of EDLs is specific to the analysis of PAHs using Solid-Phase Microextraction (SPME).
EMPC	- Estimated Maximum Possible Concentration: The concentration that results from the signal present at the retention time of an analyte when the ions meet all of the identification criteria except the ion abundance ratio criteria. An EMPC is a worst-case estimate of the concentration.
EPA	- Environmental Protection Agency.
LCS	- Laboratory Control Sample: A sample matrix, free from the analytes of interest, spiked with verified known amounts of analytes or a material containing known and verified amounts of analytes.
LCSD	- Laboratory Control Sample Duplicate: Refer to LCS.
LFB	- Laboratory Fortified Blank: A sample matrix, free from the analytes of interest, spiked with verified known amounts of analytes or a material containing known and verified amounts of analytes.
LOD	- Limit of Detection: This value represents the level to which a target analyte can reliably be detected for a specific analyte in a specific matrix by a specific method. The LOD includes any adjustments from dilutions, concentrations or moisture content, where applicable. (DoD report formats only.)
LOQ	- Limit of Quantitation: The value at which an instrument can accurately measure an analyte at a specific concentration. The LOQ includes any adjustments from dilutions, concentrations or moisture content, where applicable. (DoD report formats only.) Limit of Quantitation: The value at which an instrument can accurately measure an analyte at a specific concentration. The LOQ includes any adjustments from dilutions, concentrations or moisture content, where applicable. (DoD report formats only.)
MDL	- Method Detection Limit: This value represents the level to which target analyte concentrations are reported as estimated values, when those target analyte concentrations are quantified below the reporting limit (RL). The MDL includes any adjustments from dilutions, concentrations or moisture content, where applicable.
MS	- Matrix Spike Sample: A sample prepared by adding a known mass of target analyte to a specified amount of matrix sample for which an independent estimate of target analyte concentration is available. For Method 332.0, the spike recovery is calculated using the native concentration, including estimated values.
MSD	- Matrix Spike Sample Duplicate: Refer to MS.
NA	- Not Applicable.
NC	- Not Calculated: Term is utilized when one or more of the results utilized in the calculation are non-detect at the parameter's reporting unit.
NDPA/DPA	- N-Nitrosodiphenylamine/Diphenylamine.
NI	- Not Ignitable.
NP	- Non-Plastic: Term is utilized for the analysis of Atterberg Limits in soil.
NR	- No Results: Term is utilized when 'No Target Compounds Requested' is reported for the analysis of Volatile or Semivolatile Organic TIC only requests.
RL	- Reporting Limit: The value at which an instrument can accurately measure an analyte at a specific concentration. The RL includes any adjustments from dilutions, concentrations or moisture content, where applicable.
RPD	- Relative Percent Difference: The results from matrix and/or matrix spike duplicates are primarily designed to assess the precision of analytical results in a given matrix and are expressed as relative percent difference (RPD). Values which are less than five times the reporting limit for any individual parameter are evaluated by utilizing the absolute difference between the values; although the RPD value will be provided in the report.
SRM	- Standard Reference Material: A reference sample of a known or certified value that is of the same or similar matrix as the associated field samples.
STLP	- Semi-dynamic Tank Leaching Procedure per EPA Method 1315.
TEF	- Toxic Equivalency Factors: The values assigned to each dioxin and furan to evaluate their toxicity relative to 2,3,7,8-TCDD.
TEQ	- Toxic Equivalent: The measure of a sample's toxicity derived by multiplying each dioxin and furan by its corresponding TEF and then summing the resulting values.
TIC	- Tentatively Identified Compound: A compound that has been identified to be present and is not part of the target compound list (TCL) for the method and/or program. All TICs are qualitatively identified and reported as estimated concentrations.

Report Format: Data Usability Report

Project Name:	TROY MILLS LANDFILL SUPERFUND	**Lab Number:**	L2264709
Project Number:	04.0190987.33	**Report Date:**	12/05/22

Footnotes

1 - The reference for this analyte should be considered modified since this analyte is absent from the target analyte list of the original method.

Terms

Analytical Method: Both the document from which the method originates and the analytical reference method. (Example: EPA 8260B is shown as 1,8260B.) The codes for the reference method documents are provided in the References section of the Addendum.

Chlordane: The target compound Chlordane (CAS No. 57-74-9) is reported for GC ECD analyses. Per EPA,this compound "refers to a mixture of chlordane isomers, other chlorinated hydrocarbons and numerous other components." (Reference: USEPA Toxicological Review of Chlordane, In Support of Summary Information on the Integrated Risk Information System (IRIS), December 1997.)

Difference: With respect to Total Oxidizable Precursor (TOP) Assay analysis, the difference is defined as the Post-Treatment value minus the Pre-Treatment value.

Final pH: As it pertains to Sample Receipt & Container Information section of the report, Final pH reflects pH of container determined after adjustment at the laboratory, if applicable. If no adjustment required, value reflects Initial pH.

Frozen Date/Time: With respect to Volatile Organics in soil, Frozen Date/Time reflects the date/time at which associated Reagent Water-preserved vials were initially frozen. Note: If frozen date/time is beyond 48 hours from sample collection, value will be reflected in 'bold'.

Gasoline Range Organics (GRO): Gasoline Range Organics (GRO) results include all chromatographic peaks eluting from Methyl tert butyl ether through Naphthalene, with the exception of GRO analysis in support of State of Ohio programs, which includes all chromatographic peaks eluting from Hexane through Dodecane.

Initial pH: As it pertains to Sample Receipt & Container Information section of the report, Initial pH reflects pH of container determined upon receipt, if applicable.

PAH Total: With respect to Alkylated PAH analyses, the 'PAHs, Total' result is defined as the summation of results for all or a subset of the following compounds: Naphthalene, C1-C4 Naphthalenes, 2-Methylnaphthalene, 1-Methylnaphthalene, Biphenyl, Acenaphthylene, Acenaphthene, Fluorene, C1-C3 Fluorenes, Phenanthrene, C1-C4 Phenanthrenes/Anthracenes, Anthracene, Fluoranthene, Pyrene, C1-C4 Fluoranthenes/Pyrenes, Benz(a)anthracene, Chrysene, C1-C4 Chrysenes, Benzo(b)fluoranthene, Benzo(j)+(k)fluoranthene, Benzo(e)pyrene, Benzo(a)pyrene, Perylene, Indeno(1,2,3-cd)pyrene, Dibenz(ah)+(ac)anthracene, Benzo(g,h,i)perylene. If a 'Total' result is requested, the results of its individual components will also be reported.

PFAS Total: With respect to PFAS analyses, the 'PFAS, Total (5)' result is defined as the summation of results for: PFHpA, PFHxS, PFOA, PFNA and PFOS. In addition, the 'PFAS, Total (6)' result is defined as the summation of results for: PFHpA, PFHxS, PFOA, PFNA, PFDA and PFOS. For MassDEP DW compliance analysis only, the 'PFAS, Total (6)' result is defined as the summation of results at or above the RL. Note: If a 'Total' result is requested, the results of its individual components will also be reported.

Total: With respect to Organic analyses, a 'Total' result is defined as the summation of results for individual isomers or Aroclors. If a 'Total' result is requested, the results of its individual components will also be reported. This is applicable to 'Total' results for methods 8260, 8081 and 8082.

Data Qualifiers

A - Spectra identified as "Aldol Condensates" are byproducts of the extraction/concentration procedures when acetone is introduced in the process.

B - The analyte was detected above the reporting limit in the associated method blank. Flag only applies to associated field samples that have detectable concentrations of the analyte at less than ten times (10x) the concentration found in the blank. For MCP-related projects, flag only applies to associated field samples that have detectable concentrations of the analyte at less than ten times (10x) the concentration found in the blank. For DOD-related projects, flag only applies to associated field samples that have detectable concentrations of the analyte at less than ten times (10x) the concentration found in the blank AND the analyte was detected above one-half the reporting limit (or above the reporting limit for common lab contaminants) in the associated method blank. For NJ-Air-related projects, flag only applies to associated field samples that have detectable concentrations of the analyte above the reporting limit. For NJ-related projects (excluding Air), flag only applies to associated field samples that have detectable concentrations of the analyte, which was detected above the reporting limit in the associated method blank or above five times the reporting limit for common lab contaminants (Phthalates, Acetone, Methylene Chloride, 2-Butanone).

C - Co-elution: The target analyte co-elutes with a known lab standard (i.e. surrogate, internal standards, etc.) for co-extracted analyses.

D - Concentration of analyte was quantified from diluted analysis. Flag only applies to field samples that have detectable concentrations of the analyte.

E - Concentration of analyte exceeds the range of the calibration curve and/or linear range of the instrument.

F - The ratio of quantifier ion response to qualifier ion response falls outside of the laboratory criteria. Results are considered to be an estimated maximum concentration.

G - The concentration may be biased high due to matrix interferences (i.e, co-elution) with non-target compound(s). The result should be considered estimated.

H - The analysis of pH was performed beyond the regulatory-required holding time of 15 minutes from the time of sample collection.

I - The lower value for the two columns has been reported due to obvious interference.

J - Estimated value. This represents an estimated concentration for Tentatively Identified Compounds (TICs).

M - Reporting Limit (RL) exceeds the MCP CAM Reporting Limit for this analyte.

Report Format: Data Usability Report

Project Name:	TROY MILLS LANDFILL SUPERFUND	**Lab Number:**	L2264709
Project Number:	04.0190987.33	**Report Date:**	12/05/22

Data Qualifiers

ND - Not detected at the reporting limit (RL) for the sample.

NJ - Presumptive evidence of compound. This represents an estimated concentration for Tentatively Identified Compounds (TICs), where the identification is based on a mass spectral library search.

P - The RPD between the results for the two columns exceeds the method-specified criteria.

Q - The quality control sample exceeds the associated acceptance criteria. For DOD-related projects, LCS and/or Continuing Calibration Standard exceedences are also qualified on all associated sample results. Note: This flag is not applicable for matrix spike recoveries when the sample concentration is greater than 4x the spike added or for batch duplicate RPD when the sample concentrations are less than 5x the RL. (Metals only.)

R - Analytical results are from sample re-analysis.

RE - Analytical results are from sample re-extraction.

S - Analytical results are from modified screening analysis.

V - The surrogate associated with this target analyte has a recovery outside the QC acceptance limits. (Applicable to MassDEP DW Compliance samples only.)

Z - The batch matrix spike and/or duplicate associated with this target analyte has a recovery/RPD outside the QC acceptance limits. (Applicable to MassDEP DW Compliance samples only.)

Project Name:	TROY MILLS LANDFILL SUPERFUND	**Lab Number:**	L2264709
Project Number:	04.0190987.33	**Report Date:**	12/05/22

REFERENCES

1 Test Methods for Evaluating Solid Waste: Physical/Chemical Methods. EPA SW-846. Third Edition. Updates I - VI, 2018.

LIMITATION OF LIABILITIES

Alpha Analytical performs services with reasonable care and diligence normal to the analytical testing laboratory industry. In the event of an error, the sole and exclusive responsibility of Alpha Analytical shall be to re-perform the work at it's own expense. In no event shall Alpha Analytical be held liable for any incidental, consequential or special damages, including but not limited to, damages in any way connected with the use of, interpretation of, information or analysis provided by Alpha Analytical.

We strongly urge our clients to comply with EPA protocol regarding sample volume, preservation, cooling, containers, sampling procedures, holding time and splitting of samples in the field.

Certification Information

The following analytes are not included in our Primary NELAP Scope of Accreditation:

Westborough Facility
EPA 624/624.1: m/p-xylene, o-xylene, Naphthalene
EPA 625/625.1: alpha-Terpineol
EPA 8260C/8260D: NPW: 1,2,4,5-Tetramethylbenzene; 4-Ethyltoluene, Azobenzene; SCM: Iodomethane (methyl iodide), 1,2,4,5-Tetramethylbenzene; 4-Ethyltoluene.
EPA 8270D/8270E: NPW: Dimethylnaphthalene,1,4-Diphenylhydrazine, alpha-Terpineol; SCM: Dimethylnaphthalene,1,4-Diphenylhydrazine.
SM4500: NPW: Amenable Cyanide; SCM: Total Phosphorus, TKN, NO2, NO3.

Mansfield Facility
SM 2540D: TSS
EPA 8082A: NPW: PCB: 1, 5, 31, 87,101, 110, 141, 151, 153, 180, 183, 187.
EPA TO-15: Halothane, 2,4,4-Trimethyl-2-pentene, 2,4,4-Trimethyl-1-pentene, Thiophene, 2-Methylthiophene, 3-Methylthiophene, 2-Ethylthiophene, 1,2,3-Trimethylbenzene, Indan, Indene, 1,2,4,5-Tetramethylbenzene, Benzothiophene, 1-Methylnaphthalene.
Biological Tissue Matrix: EPA 3050B

The following analytes are included in our Massachusetts DEP Scope of Accreditation

Westborough Facility:

Drinking Water
EPA 300.0: Chloride, Nitrate-N, Fluoride, Sulfate; **EPA 353.2**: Nitrate-N, Nitrite-N; **SM4500NO3-F**: Nitrate-N, Nitrite-N; **SM4500F-C, SM4500CN-CE, EPA 180.1, SM2130B, SM4500Cl-D, SM2320B, SM2540C, SM4500H-B, SM4500NO2-B**
EPA 332: Perchlorate; **EPA 524.2:** THMs and VOCs; **EPA 504.1:** EDB, DBCP.
Microbiology: **SM9215B; SM9223-P/A, SM9223B-Colilert-QT,SM9222D**.

Non-Potable Water
SM4500H,B, EPA 120.1, SM2510B, SM2540C, SM2320B, SM4500CL-E, SM4500F-BC, SM4500NH3-BH: Ammonia-N and Kjeldahl-N, **EPA 350.1**: Ammonia-N, **LACHAT 10-107-06-1-B**: Ammonia-N, **EPA 351.1, SM4500NO3-F, EPA 353.2**: Nitrate-N**, SM4500P-E, SM4500P-B, E, SM4500SO4-E, SM5220D, EPA 410.4, SM5210B, SM5310C, SM4500CL-D, EPA 1664, EPA 420.1, SM4500-CN-CE, SM2540D, EPA 300: Chloride, Sulfate, Nitrate.**
EPA 624.1: Volatile Halocarbons & Aromatics,
EPA 608.3: Chlordane, Toxaphene, Aldrin, alpha-BHC, beta-BHC, gamma-BHC, delta-BHC, Dieldrin, DDD, DDE, DDT, Endosulfan I, Endosulfan II, Endosulfan sulfate, Endrin, Endrin Aldehyde, Heptachlor, Heptachlor Epoxide, PCBs
EPA 625.1: SVOC (Acid/Base/Neutral Extractables), **EPA 600/4-81-045**: PCB-Oil.
Microbiology: **SM9223B-Colilert-QT; Enterolert-QT, SM9221E, EPA 1600, EPA 1603, SM9222D.**

Mansfield Facility:

Drinking Water
EPA 200.7: Al, Ba, Cd, Cr, Cu, Fe, Mn, Ni, Na, Ag, Ca, Zn. **EPA 200.8:** Al, Sb, As, Ba, Be, Cd, Cr, Cu, Pb, Mn, Ni, Se, Ag, TL, Zn. **EPA 245.1** Hg.
EPA 522, EPA 537.1.

Non-Potable Water
EPA 200.7: Al, Sb, As, Be, Cd, Ca, Cr, Co, Cu, Fe, Pb, Mg, Mn, Mo, Ni, K, Se, Ag, Na, Sr, TL, Ti, V, Zn.
EPA 200.8: Al, Sb**,** As, Be, Cd, Cr, Cu, Fe, Pb, Mn, Ni, K, Se, Ag, Na, TL, Zn.
EPA 245.1 Hg.
SM2340B

For a complete listing of analytes and methods, please contact your Alpha Project Manager.

CHAIN OF CUSTODY

PAGE 1 OF 1

ALPHA ANALYTICAL

Westborough, MA TEL: 508-898-9220 FAX: 508-898-9193
Mansfield, MA TEL: 508-822-9300 FAX: 508-822-3288

Date Rec'd in Lab: 11/16/22

ALPHA Job #: L2264709

Client Information

Client: NHDES
Address: 29 Hazen Drive
Concord, NH 03302
Phone: 603-271-3649
Fax:
Email: see comments

☐ These samples have been Previously analyzed by Alpha

Project Information

Project Name: Troy Mills Landfill Superfund
Project Location: Troy, NH
Project #: 04.0190987.33
Project Manager: Michael Summerlin
ALPHA Quote #: Contract #1081921

Turn-Around Time

☒ Standard ☐ Rush (ONLY IF PRE-APPROVED)

Due Date: Time:

Report Information Data Deliverables

☐ FAX ☒ EMAIL
☒ ADEx ☐ Add'l Deliverables

Billing Information

☒ Same as Client info PO #: 2589-00 "T"

Regulatory Requirements/Report Limits

State/Fed Program	Criteria
NHDES	Sampling and Analysis Plan limits

Other Project Specific Requirements/Comments/Detection Limits:

michael.d.summerlinjr@des.nh.gov. Please also email login receipts and lab reports to megan.murphy@gza.com and katherine.mcdonald@gza.com. Please provide excel files formatted for upload to the NHDES EMD and for GZA EQuIS upload.
Temperature Blank included in cooler.

ANALYSIS

SAMPLE HANDLING
Filtration
☐ Done
☒ Not Needed
☐ Lab to do
Preservation
☐ Lab to do
(Please specify below)

Please check appropriate boxes below

ALPHA Lab ID (Lab Use Only)	Sample ID	Collection Date	Collection Time	Sample Matrix	Sampler's Initials	VOCs 8260 NHDES List	SVOCs (Acid/base/neutrals)	1,4-Dioxane	Total Metals (Mn)	Hardness	Dissolved Metals (Mn)							Sample Specific Comments	TOTAL # BOTTLES
2264709 01	TRIP BLANK	11/14/22	09:00	AQ	ED	✔													2
02	TRY_MW-903S	11/14/22	14:35	GW	EF	✔	✔	✔	✔										8
03	TRY_MW-601B	11/14/22	15:00	GW	ED	✔	✔	✔	✔										8
04	TRY_MW-902B	11/15/22	13:40	GW	EF	✔	✔	✔	✔										8
05	TRY_MW-902S	11/15/22	15:00	GW	EF	✔	✔	✔	✔										8
06	TRY_MW-903B	11/15/22	15:55	GW	ED	✔	✔	✔			✔							Mn Field Filtered	8
07	TRY_MW-205	11/15/22	11:30	GW	ED	✔	✔	✔	✔										8
08	EQUIP BLANK	11/15/22	15:30	AQ	ED		✔											WLM/205	2

Container Type	-V	-A	-A	-P	-P	-P	-	-	-	-	-	-
Preservative	-B	-A	-A	-C	-C	-C	-	-	-	-	-	-

Relinquished By:	Date/Time	Received By:	Date/Time
[illegible]	11/16/22 1530	[illegible]	11/16/22 1330
[illegible]	11/16/22 1650	[illegible]	11/16/22 16[illegible]
[illegible] 20'00	11/16/22	[illegible] AAL	11/16/22 20'00
[illegible] AAL 11/16/22 22:30		[illegible]	11/16/22 2230

Please print clearly, legibly and completely. Samples can not be logged in and turnaround time clock will not start until any ambiguities are resolved. All samples submitted are subject to Alpha's Payment Terms.

FORM NO. 01-01D (rev. 8-JAN-12)

ANALYTICAL REPORT

Lab Number:	L2264713
Client:	GZA GeoEnvironmental, Inc. / NHDES PO Box 95 29 Hazen Drive Concord, NH 03302-0095
ATTN:	Michael Summerlin
Phone:	(603) 271-3649
Project Name:	TROY MILLS LANDFILL SUPERFUND
Project Number:	04.0190987.33
Report Date:	12/05/22

The original project report/data package is held by Alpha Analytical. This report/data package is paginated and should be reproduced only in its entirety. Alpha Analytical holds no responsibility for results and/or data that are not consistent with the original.

Certifications & Approvals: MA (M-MA086), NH NELAP (2064), CT (PH-0574), IL (200077), ME (MA00086), MD (348), NJ (MA935), NY (11148), NC (25700/666), PA (68-03671), RI (LAO00065), TX (T104704476), VT (VT-0935), VA (460195), USDA (Permit #P330-17-00196).

Eight Walkup Drive, Westborough, MA 01581-1019
508-898-9220 (Fax) 508-898-9193 800-624-9220 - www.alphalab.com

Project Name: TROY MILLS LANDFILL SUPERFUND
Project Number: 04.0190987.33

Lab Number: L2264713
Report Date: 12/05/22

Alpha Sample ID	Client ID	Matrix	Sample Location	Collection Date/Time	Receive Date
L2264713-01	TRIP BLANK	WATER	TROY, NH	11/16/22 10:30	11/16/22
L2264713-02	TRY_MW-901B	WATER	TROY, NH	11/16/22 11:50	11/16/22

Project Name:	TROY MILLS LANDFILL SUPERFUND	**Lab Number:**	L2264713
Project Number:	04.0190987.33	**Report Date:**	12/05/22

Case Narrative

The samples were received in accordance with the Chain of Custody and no significant deviations were encountered during the preparation or analysis unless otherwise noted. Sample Receipt, Container Information, and the Chain of Custody are located at the back of the report.

Results contained within this report relate only to the samples submitted under this Alpha Lab Number and meet NELAP requirements for all NELAP accredited parameters unless otherwise noted in the following narrative. The data presented in this report is organized by parameter (i.e. VOC, SVOC, etc.). Sample specific Quality Control data (i.e. Surrogate Spike Recovery) is reported at the end of the target analyte list for each individual sample, followed by the Laboratory Batch Quality Control at the end of each parameter. Tentatively Identified Compounds (TICs), if requested, are reported for compounds identified to be present and are not part of the method/program Target Compound List, even if only a subset of the TCL are being reported. If a sample was re-analyzed or re-extracted due to a required quality control corrective action and if both sets of data are reported, the Laboratory ID of the re-analysis or re-extraction is designated with an "R" or "RE", respectively.

When multiple Batch Quality Control elements are reported (e.g. more than one LCS), the associated samples for each element are noted in the grey shaded header line of each data table. Any Laboratory Batch, Sample Specific % recovery or RPD value that is outside the listed Acceptance Criteria is bolded in the report. In reference to questions H (CAM) or 4 (RCP) when "NO" is checked, the performance criteria for CAM and RCP methods allow for some quality control failures to occur and still be within method compliance. In these instances, the specific failure is not narrated but noted in the associated QC Outlier Summary Report, located directly after the Case Narrative. QC information is also incorporated in the Data Usability Assessment table (Format 11) of our Data Merger tool, where it can be reviewed in conjunction with the sample result, associated regulatory criteria and any associated data usability implications.

Soil/sediments, solids and tissues are reported on a dry weight basis unless otherwise noted. Definitions of all data qualifiers and acronyms used in this report are provided in the Glossary located at the back of the report.

HOLD POLICY - For samples submitted on hold, Alpha's policy is to hold samples (with the exception of Air canisters) free of charge for 21 calendar days from the date the project is completed. After 21 calendar days, we will dispose of all samples submitted including those put on hold unless you have contacted your Alpha Project Manager and made arrangements for Alpha to continue to hold the samples. Air canisters will be disposed after 3 business days from the date the project is completed.

Please contact Project Management at 800-624-9220 with any questions.

Project Name:	TROY MILLS LANDFILL SUPERFUND	**Lab Number:**	L2264713
Project Number:	04.0190987.33	**Report Date:**	12/05/22

Case Narrative (continued)

Semivolatile Organics

The WG1714356-2/-3 LCS/LCSD recoveries, associated with L2264713-02, are below the acceptance criteria for benzidine (5%/2%); however, it has been identified as a "difficult" analyte. The results of the associated sample are reported.

I, the undersigned, attest under the pains and penalties of perjury that, to the best of my knowledge and belief and based upon my personal inquiry of those responsible for providing the information contained in this analytical report, such information is accurate and complete. This certificate of analysis is not complete unless this page accompanies any and all pages of this report.

Authorized Signature: Melissa Sturgis Melissa Sturgis

Title: Technical Director/Representative Date: 12/05/22

ORGANICS

VOLATILES

Project Name: TROY MILLS LANDFILL SUPERFUND **Lab Number:** L2264713

Project Number: 04.0190987.33 **Report Date:** 12/05/22

SAMPLE RESULTS

Lab ID: L2264713-01
Client ID: TRIP BLANK
Sample Location: TROY, NH

Date Collected: 11/16/22 10:30
Date Received: 11/16/22
Field Prep: Not Specified

Sample Depth:
Matrix: Water
Analytical Method: 1,8260D
Analytical Date: 11/27/22 17:03
Analyst: MJV

Parameter	Result	Qualifier	Units	RL	MDL	Dilution Factor
Volatile Organics by GC/MS - Westborough Lab						
Methylene chloride	ND		ug/l	3.0	--	1
1,1-Dichloroethane	ND		ug/l	0.75	--	1
Chloroform	ND		ug/l	0.75	--	1
Carbon tetrachloride	ND		ug/l	0.50	--	1
1,2-Dichloropropane	ND		ug/l	1.8	--	1
Dibromochloromethane	ND		ug/l	0.50	--	1
1,1,2-Trichloroethane	ND		ug/l	0.75	--	1
Tetrachloroethene	ND		ug/l	0.50	--	1
Chlorobenzene	ND		ug/l	0.50	--	1
Trichlorofluoromethane	ND		ug/l	2.5	--	1
1,2-Dichloroethane	ND		ug/l	0.50	--	1
1,1,1-Trichloroethane	ND		ug/l	0.50	--	1
Bromodichloromethane	ND		ug/l	0.50	--	1
trans-1,3-Dichloropropene	ND		ug/l	0.50	--	1
cis-1,3-Dichloropropene	ND		ug/l	0.50	--	1
1,3-Dichloropropene, Total	ND		ug/l	0.50	--	1
1,1-Dichloropropene	ND		ug/l	2.5	--	1
Bromoform	ND		ug/l	2.0	--	1
1,1,2,2-Tetrachloroethane	ND		ug/l	0.50	--	1
Benzene	ND		ug/l	0.50	--	1
Toluene	ND		ug/l	0.75	--	1
Ethylbenzene	ND		ug/l	0.50	--	1
Chloromethane	ND		ug/l	2.5	--	1
Bromomethane	ND		ug/l	1.0	--	1
Vinyl chloride	ND		ug/l	1.0	--	1
Chloroethane	ND		ug/l	1.0	--	1
1,1-Dichloroethene	ND		ug/l	0.50	--	1
trans-1,2-Dichloroethene	ND		ug/l	0.75	--	1

Project Name: TROY MILLS LANDFILL SUPERFUND **Lab Number:** L2264713

Project Number: 04.0190987.33 **Report Date:** 12/05/22

SAMPLE RESULTS

Lab ID: L2264713-01 Date Collected: 11/16/22 10:30

Client ID: TRIP BLANK Date Received: 11/16/22

Sample Location: TROY, NH Field Prep: Not Specified

Sample Depth:

Parameter	Result	Qualifier	Units	RL	MDL	Dilution Factor
Volatile Organics by GC/MS - Westborough Lab						
1,2-Dichloroethene, Total	ND		ug/l	0.50	--	1
Trichloroethene	ND		ug/l	0.50	--	1
1,2-Dichlorobenzene	ND		ug/l	2.5	--	1
1,3-Dichlorobenzene	ND		ug/l	2.5	--	1
1,4-Dichlorobenzene	ND		ug/l	2.5	--	1
Methyl tert butyl ether	ND		ug/l	1.0	--	1
p/m-Xylene	ND		ug/l	1.0	--	1
o-Xylene	ND		ug/l	1.0	--	1
Xylenes, Total	ND		ug/l	1.0	--	1
cis-1,2-Dichloroethene	ND		ug/l	0.50	--	1
Dibromomethane	ND		ug/l	5.0	--	1
1,2,3-Trichloropropane	ND		ug/l	5.0	--	1
Styrene	ND		ug/l	1.0	--	1
Dichlorodifluoromethane	ND		ug/l	5.0	--	1
Acetone	ND		ug/l	5.0	--	1
Carbon disulfide	ND		ug/l	5.0	--	1
2-Butanone	ND		ug/l	5.0	--	1
4-Methyl-2-pentanone	ND		ug/l	5.0	--	1
2-Hexanone	ND		ug/l	5.0	--	1
Bromochloromethane	ND		ug/l	2.5	--	1
Tetrahydrofuran	ND		ug/l	5.0	--	1
2,2-Dichloropropane	ND		ug/l	2.5	--	1
1,2-Dibromoethane	ND		ug/l	2.0	--	1
1,1,1,2-Tetrachloroethane	ND		ug/l	0.50	--	1
Bromobenzene	ND		ug/l	2.5	--	1
n-Butylbenzene	ND		ug/l	0.50	--	1
sec-Butylbenzene	ND		ug/l	0.50	--	1
tert-Butylbenzene	ND		ug/l	2.5	--	1
o-Chlorotoluene	ND		ug/l	2.5	--	1
p-Chlorotoluene	ND		ug/l	2.5	--	1
1,2-Dibromo-3-chloropropane	ND		ug/l	2.5	--	1
Hexachlorobutadiene	ND		ug/l	0.50	--	1
Isopropylbenzene	ND		ug/l	0.50	--	1
p-Isopropyltoluene	ND		ug/l	0.50	--	1
Naphthalene	ND		ug/l	2.5	--	1
n-Propylbenzene	ND		ug/l	0.50	--	1
1,2,3-Trichlorobenzene	ND		ug/l	2.5	--	1

Project Name: TROY MILLS LANDFILL SUPERFUND **Lab Number:** L2264713

Project Number: 04.0190987.33 **Report Date:** 12/05/22

SAMPLE RESULTS

Lab ID: L2264713-01 Date Collected: 11/16/22 10:30

Client ID: TRIP BLANK Date Received: 11/16/22

Sample Location: TROY, NH Field Prep: Not Specified

Sample Depth:

Parameter	Result	Qualifier	Units	RL	MDL	Dilution Factor
Volatile Organics by GC/MS - Westborough Lab						
1,2,4-Trichlorobenzene	ND		ug/l	2.5	--	1
1,3,5-Trimethylbenzene	ND		ug/l	2.5	--	1
1,3,5-Trichlorobenzene	ND		ug/l	2.0	--	1
1,2,4-Trimethylbenzene	ND		ug/l	2.5	--	1
Ethyl ether	ND		ug/l	2.5	--	1
Isopropyl Ether	ND		ug/l	2.0	--	1
Tert-Butyl Alcohol	ND		ug/l	10	--	1
Ethyl-Tert-Butyl-Ether	ND		ug/l	2.0	--	1
Tertiary-Amyl Methyl Ether	ND		ug/l	2.0	--	1
1,4-Dioxane	ND		ug/l	250	--	1

Surrogate	% Recovery	Qualifier	Acceptance Criteria
1,2-Dichloroethane-d4	110		70-130
Toluene-d8	90		70-130
4-Bromofluorobenzene	106		70-130
Dibromofluoromethane	115		70-130

Project Name: TROY MILLS LANDFILL SUPERFUND **Lab Number:** L2264713

Project Number: 04.0190987.33 **Report Date:** 12/05/22

SAMPLE RESULTS

Lab ID: L2264713-02
Client ID: TRY_MW-901B
Sample Location: TROY, NH

Date Collected: 11/16/22 11:50
Date Received: 11/16/22
Field Prep: Not Specified

Sample Depth:
Matrix: Water
Analytical Method: 1,8260D
Analytical Date: 11/27/22 17:22
Analyst: MJV

Parameter	Result	Qualifier	Units	RL	MDL	Dilution Factor
Volatile Organics by GC/MS - Westborough Lab						
Methylene chloride	ND		ug/l	3.0	--	1
1,1-Dichloroethane	ND		ug/l	0.75	--	1
Chloroform	ND		ug/l	0.75	--	1
Carbon tetrachloride	ND		ug/l	0.50	--	1
1,2-Dichloropropane	ND		ug/l	1.8	--	1
Dibromochloromethane	ND		ug/l	0.50	--	1
1,1,2-Trichloroethane	ND		ug/l	0.75	--	1
Tetrachloroethene	ND		ug/l	0.50	--	1
Chlorobenzene	ND		ug/l	0.50	--	1
Trichlorofluoromethane	ND		ug/l	2.5	--	1
1,2-Dichloroethane	ND		ug/l	0.50	--	1
1,1,1-Trichloroethane	ND		ug/l	0.50	--	1
Bromodichloromethane	ND		ug/l	0.50	--	1
trans-1,3-Dichloropropene	ND		ug/l	0.50	--	1
cis-1,3-Dichloropropene	ND		ug/l	0.50	--	1
1,3-Dichloropropene, Total	ND		ug/l	0.50	--	1
1,1-Dichloropropene	ND		ug/l	2.5	--	1
Bromoform	ND		ug/l	2.0	--	1
1,1,2,2-Tetrachloroethane	ND		ug/l	0.50	--	1
Benzene	ND		ug/l	0.50	--	1
Toluene	ND		ug/l	0.75	--	1
Ethylbenzene	ND		ug/l	0.50	--	1
Chloromethane	ND		ug/l	2.5	--	1
Bromomethane	ND		ug/l	1.0	--	1
Vinyl chloride	ND		ug/l	1.0	--	1
Chloroethane	ND		ug/l	1.0	--	1
1,1-Dichloroethene	ND		ug/l	0.50	--	1
trans-1,2-Dichloroethene	ND		ug/l	0.75	--	1

Project Name: TROY MILLS LANDFILL SUPERFUND **Lab Number:** L2264713

Project Number: 04.0190987.33 **Report Date:** 12/05/22

SAMPLE RESULTS

Lab ID: L2264713-02 Date Collected: 11/16/22 11:50

Client ID: TRY_MW-901B Date Received: 11/16/22

Sample Location: TROY, NH Field Prep: Not Specified

Sample Depth:

Parameter	Result	Qualifier	Units	RL	MDL	Dilution Factor
Volatile Organics by GC/MS - Westborough Lab						
1,2-Dichloroethene, Total	ND		ug/l	0.50	--	1
Trichloroethene	ND		ug/l	0.50	--	1
1,2-Dichlorobenzene	ND		ug/l	2.5	--	1
1,3-Dichlorobenzene	ND		ug/l	2.5	--	1
1,4-Dichlorobenzene	ND		ug/l	2.5	--	1
Methyl tert butyl ether	ND		ug/l	1.0	--	1
p/m-Xylene	ND		ug/l	1.0	--	1
o-Xylene	ND		ug/l	1.0	--	1
Xylenes, Total	ND		ug/l	1.0	--	1
cis-1,2-Dichloroethene	ND		ug/l	0.50	--	1
Dibromomethane	ND		ug/l	5.0	--	1
1,2,3-Trichloropropane	ND		ug/l	5.0	--	1
Styrene	ND		ug/l	1.0	--	1
Dichlorodifluoromethane	ND		ug/l	5.0	--	1
Acetone	ND		ug/l	5.0	--	1
Carbon disulfide	ND		ug/l	5.0	--	1
2-Butanone	ND		ug/l	5.0	--	1
4-Methyl-2-pentanone	ND		ug/l	5.0	--	1
2-Hexanone	ND		ug/l	5.0	--	1
Bromochloromethane	ND		ug/l	2.5	--	1
Tetrahydrofuran	ND		ug/l	5.0	--	1
2,2-Dichloropropane	ND		ug/l	2.5	--	1
1,2-Dibromoethane	ND		ug/l	2.0	--	1
1,1,1,2-Tetrachloroethane	ND		ug/l	0.50	--	1
Bromobenzene	ND		ug/l	2.5	--	1
n-Butylbenzene	ND		ug/l	0.50	--	1
sec-Butylbenzene	ND		ug/l	0.50	--	1
tert-Butylbenzene	ND		ug/l	2.5	--	1
o-Chlorotoluene	ND		ug/l	2.5	--	1
p-Chlorotoluene	ND		ug/l	2.5	--	1
1,2-Dibromo-3-chloropropane	ND		ug/l	2.5	--	1
Hexachlorobutadiene	ND		ug/l	0.50	--	1
Isopropylbenzene	ND		ug/l	0.50	--	1
p-Isopropyltoluene	ND		ug/l	0.50	--	1
Naphthalene	ND		ug/l	2.5	--	1
n-Propylbenzene	ND		ug/l	0.50	--	1
1,2,3-Trichlorobenzene	ND		ug/l	2.5	--	1

Project Name: TROY MILLS LANDFILL SUPERFUND **Lab Number:** L2264713

Project Number: 04.0190987.33 **Report Date:** 12/05/22

SAMPLE RESULTS

Lab ID: L2264713-02 Date Collected: 11/16/22 11:50

Client ID: TRY_MW-901B Date Received: 11/16/22

Sample Location: TROY, NH Field Prep: Not Specified

Sample Depth:

Parameter	Result	Qualifier	Units	RL	MDL	Dilution Factor
Volatile Organics by GC/MS - Westborough Lab						
1,2,4-Trichlorobenzene	ND		ug/l	2.5	--	1
1,3,5-Trimethylbenzene	ND		ug/l	2.5	--	1
1,3,5-Trichlorobenzene	ND		ug/l	2.0	--	1
1,2,4-Trimethylbenzene	ND		ug/l	2.5	--	1
Ethyl ether	ND		ug/l	2.5	--	1
Isopropyl Ether	ND		ug/l	2.0	--	1
Tert-Butyl Alcohol	ND		ug/l	10	--	1
Ethyl-Tert-Butyl-Ether	ND		ug/l	2.0	--	1
Tertiary-Amyl Methyl Ether	ND		ug/l	2.0	--	1
1,4-Dioxane	ND		ug/l	250	--	1

Surrogate	% Recovery	Qualifier	Acceptance Criteria
1,2-Dichloroethane-d4	108		70-130
Toluene-d8	91		70-130
4-Bromofluorobenzene	108		70-130
Dibromofluoromethane	116		70-130

Project Name: TROY MILLS LANDFILL SUPERFUND **Lab Number:** L2264713

Project Number: 04.0190987.33 **Report Date:** 12/05/22

Method Blank Analysis
Batch Quality Control

Analytical Method: 1,8260D
Analytical Date: 11/27/22 12:20
Analyst: KJD

Parameter	Result	Qualifier	Units	RL	MDL
Volatile Organics by GC/MS - Westborough Lab for sample(s): 01-02 Batch: WG1716727-5					
Methylene chloride	ND		ug/l	3.0	--
1,1-Dichloroethane	ND		ug/l	0.75	--
Chloroform	ND		ug/l	0.75	--
Carbon tetrachloride	ND		ug/l	0.50	--
1,2-Dichloropropane	ND		ug/l	1.8	--
Dibromochloromethane	ND		ug/l	0.50	--
1,1,2-Trichloroethane	ND		ug/l	0.75	--
Tetrachloroethene	ND		ug/l	0.50	--
Chlorobenzene	ND		ug/l	0.50	--
Trichlorofluoromethane	ND		ug/l	2.5	--
1,2-Dichloroethane	ND		ug/l	0.50	--
1,1,1-Trichloroethane	ND		ug/l	0.50	--
Bromodichloromethane	ND		ug/l	0.50	--
trans-1,3-Dichloropropene	ND		ug/l	0.50	--
cis-1,3-Dichloropropene	ND		ug/l	0.50	--
1,3-Dichloropropene, Total	ND		ug/l	0.50	--
1,1-Dichloropropene	ND		ug/l	2.5	--
Bromoform	ND		ug/l	2.0	--
1,1,2,2-Tetrachloroethane	ND		ug/l	0.50	--
Benzene	ND		ug/l	0.50	--
Toluene	ND		ug/l	0.75	--
Ethylbenzene	ND		ug/l	0.50	--
Chloromethane	ND		ug/l	2.5	--
Bromomethane	ND		ug/l	1.0	--
Vinyl chloride	ND		ug/l	1.0	--
Chloroethane	ND		ug/l	1.0	--
1,1-Dichloroethene	ND		ug/l	0.50	--
trans-1,2-Dichloroethene	ND		ug/l	0.75	--
1,2-Dichloroethene, Total	ND		ug/l	0.50	--

Project Name: TROY MILLS LANDFILL SUPERFUND **Lab Number:** L2264713

Project Number: 04.0190987.33 **Report Date:** 12/05/22

Method Blank Analysis
Batch Quality Control

Analytical Method: 1,8260D
Analytical Date: 11/27/22 12:20
Analyst: KJD

Parameter	Result	Qualifier	Units	RL	MDL
Volatile Organics by GC/MS - Westborough Lab for sample(s): 01-02 Batch: WG1716727-5					
Trichloroethene	ND		ug/l	0.50	--
1,2-Dichlorobenzene	ND		ug/l	2.5	--
1,3-Dichlorobenzene	ND		ug/l	2.5	--
1,4-Dichlorobenzene	ND		ug/l	2.5	--
Methyl tert butyl ether	ND		ug/l	1.0	--
p/m-Xylene	ND		ug/l	1.0	--
o-Xylene	ND		ug/l	1.0	--
Xylenes, Total	ND		ug/l	1.0	--
cis-1,2-Dichloroethene	ND		ug/l	0.50	--
Dibromomethane	ND		ug/l	5.0	--
1,2,3-Trichloropropane	ND		ug/l	5.0	--
Styrene	ND		ug/l	1.0	--
Dichlorodifluoromethane	ND		ug/l	5.0	--
Acetone	ND		ug/l	5.0	--
Carbon disulfide	ND		ug/l	5.0	--
2-Butanone	ND		ug/l	5.0	--
4-Methyl-2-pentanone	ND		ug/l	5.0	--
2-Hexanone	ND		ug/l	5.0	--
Bromochloromethane	ND		ug/l	2.5	--
Tetrahydrofuran	ND		ug/l	5.0	--
2,2-Dichloropropane	ND		ug/l	2.5	--
1,2-Dibromoethane	ND		ug/l	2.0	--
1,1,1,2-Tetrachloroethane	ND		ug/l	0.50	--
Bromobenzene	ND		ug/l	2.5	--
n-Butylbenzene	ND		ug/l	0.50	--
sec-Butylbenzene	ND		ug/l	0.50	--
tert-Butylbenzene	ND		ug/l	2.5	--
o-Chlorotoluene	ND		ug/l	2.5	--
p-Chlorotoluene	ND		ug/l	2.5	--

Project Name: TROY MILLS LANDFILL SUPERFUND **Lab Number:** L2264713

Project Number: 04.0190987.33 **Report Date:** 12/05/22

Method Blank Analysis
Batch Quality Control

Analytical Method: 1,8260D
Analytical Date: 11/27/22 12:20
Analyst: KJD

Parameter	Result	Qualifier	Units	RL	MDL
Volatile Organics by GC/MS - Westborough Lab for sample(s): 01-02 Batch: WG1716727-5					
1,2-Dibromo-3-chloropropane	ND		ug/l	2.5	--
Hexachlorobutadiene	ND		ug/l	0.50	--
Isopropylbenzene	ND		ug/l	0.50	--
p-Isopropyltoluene	ND		ug/l	0.50	--
Naphthalene	ND		ug/l	2.5	--
n-Propylbenzene	ND		ug/l	0.50	--
1,2,3-Trichlorobenzene	ND		ug/l	2.5	--
1,2,4-Trichlorobenzene	ND		ug/l	2.5	--
1,3,5-Trimethylbenzene	ND		ug/l	2.5	--
1,3,5-Trichlorobenzene	ND		ug/l	2.0	--
1,2,4-Trimethylbenzene	ND		ug/l	2.5	--
Ethyl ether	ND		ug/l	2.5	--
Isopropyl Ether	ND		ug/l	2.0	--
Tert-Butyl Alcohol	ND		ug/l	10	--
Ethyl-Tert-Butyl-Ether	ND		ug/l	2.0	--
Tertiary-Amyl Methyl Ether	ND		ug/l	2.0	--
1,4-Dioxane	ND		ug/l	250	--

Surrogate	%Recovery	Qualifier	Acceptance Criteria
1,2-Dichloroethane-d4	104		70-130
Toluene-d8	93		70-130
4-Bromofluorobenzene	109		70-130
Dibromofluoromethane	110		70-130

Lab Control Sample Analysis
Batch Quality Control

Project Name: TROY MILLS LANDFILL SUPERFUND
Project Number: 04.0190987.33

Lab Number: L2264713
Report Date: 12/05/22

Parameter	LCS %Recovery	Qual	LCSD %Recovery	Qual	%Recovery Limits	RPD	Qual	RPD Limits
Volatile Organics by GC/MS - Westborough Lab Associated sample(s): 01-02 Batch: WG1716727-3 WG1716727-4								
Methylene chloride	100		100		70-130	0		20
1,1-Dichloroethane	120		120		70-130	0		20
Chloroform	110		110		70-130	0		20
Carbon tetrachloride	110		110		63-132	0		20
1,2-Dichloropropane	110		110		70-130	0		20
Dibromochloromethane	86		86		63-130	0		20
1,1,2-Trichloroethane	82		85		70-130	4		20
Tetrachloroethene	110		110		70-130	0		20
Chlorobenzene	100		100		75-130	0		25
Trichlorofluoromethane	85		85		62-150	0		20
1,2-Dichloroethane	99		98		70-130	1		20
1,1,1-Trichloroethane	110		110		67-130	0		20
Bromodichloromethane	96		99		67-130	3		20
trans-1,3-Dichloropropene	79		81		70-130	3		20
cis-1,3-Dichloropropene	88		91		70-130	3		20
1,1-Dichloropropene	100		100		70-130	0		20
Bromoform	72		74		54-136	3		20
1,1,2,2-Tetrachloroethane	72		76		67-130	5		20
Benzene	100		100		70-130	0		25
Toluene	100		100		70-130	0		25
Ethylbenzene	100		100		70-130	0		20
Chloromethane	120		120		64-130	0		20
Bromomethane	64		67		39-139	5		20

Lab Control Sample Analysis
Batch Quality Control

Project Name: TROY MILLS LANDFILL SUPERFUND
Project Number: 04.0190987.33

Lab Number: L2264713
Report Date: 12/05/22

Parameter	LCS %Recovery	Qual	LCSD %Recovery	Qual	%Recovery Limits	RPD	Qual	RPD Limits
Volatile Organics by GC/MS - Westborough Lab Associated sample(s): 01-02 Batch: WG1716727-3 WG1716727-4								
Vinyl chloride	97		97		55-140	0		20
Chloroethane	77		78		55-138	1		20
1,1-Dichloroethene	77		77		61-145	0		25
trans-1,2-Dichloroethene	100		100		70-130	0		20
Trichloroethene	110		110		70-130	0		25
1,2-Dichlorobenzene	97		99		70-130	2		20
1,3-Dichlorobenzene	100		100		70-130	0		20
1,4-Dichlorobenzene	99		100		70-130	1		20
Methyl tert butyl ether	79		86		63-130	8		20
p/m-Xylene	105		105		70-130	0		20
o-Xylene	105		100		70-130	5		20
cis-1,2-Dichloroethene	100		100		70-130	0		20
Dibromomethane	90		92		70-130	2		20
1,2,3-Trichloropropane	77		79		64-130	3		20
Styrene	100		100		70-130	0		20
Dichlorodifluoromethane	71		69		36-147	3		20
Acetone	91		97		58-148	6		20
Carbon disulfide	55		54		51-130	2		20
2-Butanone	100		110		63-138	10		20
4-Methyl-2-pentanone	80		84		59-130	5		20
2-Hexanone	90		96		57-130	6		20
Bromochloromethane	100		100		70-130	0		20
Tetrahydrofuran	97		92		58-130	5		20

Lab Control Sample Analysis
Batch Quality Control

Project Name: TROY MILLS LANDFILL SUPERFUND
Project Number: 04.0190987.33

Lab Number: L2264713
Report Date: 12/05/22

Parameter	LCS %Recovery	Qual	LCSD %Recovery	Qual	%Recovery Limits	RPD	Qual	RPD Limits
Volatile Organics by GC/MS - Westborough Lab Associated sample(s): 01-02 Batch: WG1716727-3 WG1716727-4								
2,2-Dichloropropane	120		120		63-133	0		20
1,2-Dibromoethane	84		85		70-130	1		20
1,1,1,2-Tetrachloroethane	94		95		64-130	1		20
Bromobenzene	94		96		70-130	2		20
n-Butylbenzene	89		90		53-136	1		20
sec-Butylbenzene	95		94		70-130	1		20
tert-Butylbenzene	98		98		70-130	0		20
o-Chlorotoluene	100		100		70-130	0		20
p-Chlorotoluene	100		100		70-130	0		20
1,2-Dibromo-3-chloropropane	82		85		41-144	4		20
Hexachlorobutadiene	100		100		63-130	0		20
Isopropylbenzene	100		100		70-130	0		20
p-Isopropyltoluene	93		92		70-130	1		20
Naphthalene	76		79		70-130	4		20
n-Propylbenzene	100		100		69-130	0		20
1,2,3-Trichlorobenzene	85		86		70-130	1		20
1,2,4-Trichlorobenzene	86		90		70-130	5		20
1,3,5-Trimethylbenzene	100		100		64-130	0		20
1,3,5-Trichlorobenzene	93		93		70-130	0		20
1,2,4-Trimethylbenzene	100		100		70-130	0		20
Ethyl ether	**57**	Q	**50**	Q	59-134	13		20
Isopropyl Ether	110		110		70-130	0		20
Tert-Butyl Alcohol	74		76		70-130	3		20

Lab Control Sample Analysis
Batch Quality Control

Project Name: TROY MILLS LANDFILL SUPERFUND
Project Number: 04.0190987.33

Lab Number: L2264713
Report Date: 12/05/22

Parameter	LCS %Recovery	Qual	LCSD %Recovery	Qual	%Recovery Limits	RPD	Qual	RPD Limits
Volatile Organics by GC/MS - Westborough Lab Associated sample(s): 01-02 Batch: WG1716727-3 WG1716727-4								
Ethyl-Tert-Butyl-Ether	88		94		70-130	7		20
Tertiary-Amyl Methyl Ether	85		86		66-130	1		20
1,4-Dioxane	92		98		56-162	6		20

Surrogate	LCS %Recovery	Qual	LCSD %Recovery	Qual	Acceptance Criteria
1,2-Dichloroethane-d4	96		95		70-130
Toluene-d8	100		98		70-130
4-Bromofluorobenzene	102		102		70-130
Dibromofluoromethane	99		99		70-130

SEMIVOLATILES

Project Name: TROY MILLS LANDFILL SUPERFUND **Lab Number:** L2264713

Project Number: 04.0190987.33 **Report Date:** 12/05/22

SAMPLE RESULTS

Lab ID: L2264713-02
Client ID: TRY_MW-901B
Sample Location: TROY, NH

Date Collected: 11/16/22 11:50
Date Received: 11/16/22
Field Prep: Not Specified

Sample Depth:
Matrix: Water
Analytical Method: 1,8270E
Analytical Date: 11/21/22 17:18
Analyst: WR

Extraction Method: EPA 3510C
Extraction Date: 11/19/22 10:34

Parameter	Result	Qualifier	Units	RL	MDL	Dilution Factor
Semivolatile Organics by GC/MS - Westborough Lab						
Benzidine	ND		ug/l	20	--	1
1,2,4-Trichlorobenzene	ND		ug/l	5.0	--	1
Bis(2-chloroethyl)ether	ND		ug/l	2.0	--	1
1,2-Dichlorobenzene	ND		ug/l	2.0	--	1
1,3-Dichlorobenzene	ND		ug/l	2.0	--	1
1,4-Dichlorobenzene	ND		ug/l	2.0	--	1
3,3'-Dichlorobenzidine	ND		ug/l	5.0	--	1
2,4-Dinitrotoluene	ND		ug/l	5.0	--	1
2,6-Dinitrotoluene	ND		ug/l	5.0	--	1
Azobenzene	ND		ug/l	2.0	--	1
4-Chlorophenyl phenyl ether	ND		ug/l	2.0	--	1
4-Bromophenyl phenyl ether	ND		ug/l	2.0	--	1
Bis(2-chloroisopropyl)ether	ND		ug/l	2.0	--	1
Bis(2-chloroethoxy)methane	ND		ug/l	5.0	--	1
Hexachlorocyclopentadiene	ND		ug/l	20	--	1
Isophorone	ND		ug/l	5.0	--	1
Nitrobenzene	ND		ug/l	2.0	--	1
NDPA/DPA	ND		ug/l	2.0	--	1
n-Nitrosodi-n-propylamine	ND		ug/l	5.0	--	1
Bis(2-ethylhexyl)phthalate	ND		ug/l	3.0	--	1
Butyl benzyl phthalate	ND		ug/l	5.0	--	1
Di-n-butylphthalate	ND		ug/l	5.0	--	1
Di-n-octylphthalate	ND		ug/l	5.0	--	1
Diethyl phthalate	ND		ug/l	5.0	--	1
Dimethyl phthalate	ND		ug/l	5.0	--	1
Biphenyl	ND		ug/l	2.0	--	1
Aniline	ND		ug/l	2.0	--	1
4-Chloroaniline	ND		ug/l	5.0	--	1

Project Name: TROY MILLS LANDFILL SUPERFUND **Lab Number:** L2264713

Project Number: 04.0190987.33 **Report Date:** 12/05/22

SAMPLE RESULTS

Lab ID: L2264713-02 Date Collected: 11/16/22 11:50

Client ID: TRY_MW-901B Date Received: 11/16/22

Sample Location: TROY, NH Field Prep: Not Specified

Sample Depth:

Parameter	Result	Qualifier	Units	RL	MDL	Dilution Factor
Semivolatile Organics by GC/MS - Westborough Lab						
2-Nitroaniline	ND		ug/l	5.0	--	1
3-Nitroaniline	ND		ug/l	5.0	--	1
4-Nitroaniline	ND		ug/l	5.0	--	1
Dibenzofuran	ND		ug/l	2.0	--	1
n-Nitrosodimethylamine	ND		ug/l	2.0	--	1
2,4,6-Trichlorophenol	ND		ug/l	5.0	--	1
p-Chloro-m-cresol	ND		ug/l	2.0	--	1
2-Chlorophenol	ND		ug/l	2.0	--	1
2,4-Dichlorophenol	ND		ug/l	5.0	--	1
2,4-Dimethylphenol	ND		ug/l	5.0	--	1
2-Nitrophenol	ND		ug/l	10	--	1
4-Nitrophenol	ND		ug/l	10	--	1
2,4-Dinitrophenol	ND		ug/l	20	--	1
4,6-Dinitro-o-cresol	ND		ug/l	10	--	1
Phenol	ND		ug/l	5.0	--	1
2-Methylphenol	ND		ug/l	5.0	--	1
3-Methylphenol/4-Methylphenol	ND		ug/l	5.0	--	1
2,4,5-Trichlorophenol	ND		ug/l	5.0	--	1
Benzoic Acid	ND		ug/l	50	--	1
Benzyl Alcohol	ND		ug/l	2.0	--	1
Carbazole	ND		ug/l	2.0	--	1
Pyridine	ND		ug/l	3.5	--	1

Surrogate	% Recovery	Qualifier	Acceptance Criteria
2-Fluorophenol	34		21-120
Phenol-d6	31		10-120
Nitrobenzene-d5	46		23-120
2-Fluorobiphenyl	55		15-120
2,4,6-Tribromophenol	31		10-120
4-Terphenyl-d14	63		41-149

Project Name: TROY MILLS LANDFILL SUPERFUND **Lab Number:** L2264713

Project Number: 04.0190987.33 **Report Date:** 12/05/22

SAMPLE RESULTS

Lab ID: L2264713-02
Client ID: TRY_MW-901B
Sample Location: TROY, NH

Date Collected: 11/16/22 11:50
Date Received: 11/16/22
Field Prep: Not Specified

Sample Depth:
Matrix: Water
Analytical Method: 1,8270E-SIM
Analytical Date: 11/20/22 12:53
Analyst: AH

Extraction Method: EPA 3510C
Extraction Date: 11/19/22 10:33

Parameter	Result	Qualifier	Units	RL	MDL	Dilution Factor
Semivolatile Organics by GC/MS-SIM - Westborough Lab						
Acenaphthene	ND		ug/l	0.10	--	1
2-Chloronaphthalene	ND		ug/l	0.20	--	1
Fluoranthene	ND		ug/l	0.10	--	1
Hexachlorobutadiene	ND		ug/l	0.50	--	1
Naphthalene	ND		ug/l	0.10	--	1
Benzo(a)anthracene	ND		ug/l	0.10	--	1
Benzo(a)pyrene	ND		ug/l	0.10	--	1
Benzo(b)fluoranthene	ND		ug/l	0.10	--	1
Benzo(k)fluoranthene	ND		ug/l	0.10	--	1
Chrysene	ND		ug/l	0.10	--	1
Acenaphthylene	ND		ug/l	0.10	--	1
Anthracene	ND		ug/l	0.10	--	1
Benzo(ghi)perylene	ND		ug/l	0.10	--	1
Fluorene	ND		ug/l	0.10	--	1
Phenanthrene	ND		ug/l	0.10	--	1
Dibenzo(a,h)anthracene	ND		ug/l	0.10	--	1
Indeno(1,2,3-cd)pyrene	ND		ug/l	0.10	--	1
Pyrene	ND		ug/l	0.10	--	1
1-Methylnaphthalene	ND		ug/l	0.10	--	1
2-Methylnaphthalene	ND		ug/l	0.10	--	1
Pentachlorophenol	ND		ug/l	0.80	--	1
Hexachlorobenzene	ND		ug/l	0.80	--	1
Hexachloroethane	ND		ug/l	0.80	--	1

Project Name: TROY MILLS LANDFILL SUPERFUND **Lab Number:** L2264713

Project Number: 04.0190987.33 **Report Date:** 12/05/22

SAMPLE RESULTS

Lab ID: L2264713-02 Date Collected: 11/16/22 11:50

Client ID: TRY_MW-901B Date Received: 11/16/22

Sample Location: TROY, NH Field Prep: Not Specified

Sample Depth:

Parameter	Result	Qualifier	Units	RL	MDL	Dilution Factor
Semivolatile Organics by GC/MS-SIM - Westborough Lab						

Surrogate	% Recovery	Qualifier	Acceptance Criteria
2-Fluorophenol	65		21-120
Phenol-d6	53		10-120
Nitrobenzene-d5	86		23-120
2-Fluorobiphenyl	69		15-120
2,4,6-Tribromophenol	70		10-120
4-Terphenyl-d14	71		41-149

Project Name: TROY MILLS LANDFILL SUPERFUND **Lab Number:** L2264713

Project Number: 04.0190987.33 **Report Date:** 12/05/22

SAMPLE RESULTS

Lab ID: L2264713-02
Client ID: TRY_MW-901B
Sample Location: TROY, NH

Date Collected: 11/16/22 11:50
Date Received: 11/16/22
Field Prep: Not Specified

Sample Depth:
Matrix: Water
Analytical Method: 1,8270E-SIM
Analytical Date: 11/30/22 05:33
Analyst: TPR

Extraction Method: EPA 3510C
Extraction Date: 11/20/22 17:30

Parameter	Result	Qualifier	Units	RL	MDL	Dilution Factor
1,4 Dioxane by 8270E-SIM - Mansfield Lab						
1,4-Dioxane	ND		ug/l	0.147	--	1

Surrogate	% Recovery	Qualifier	Acceptance Criteria
1,4-Dioxane-d8	55		15-110

Project Name: TROY MILLS LANDFILL SUPERFUND **Lab Number:** L2264713

Project Number: 04.0190987.33 **Report Date:** 12/05/22

Method Blank Analysis
Batch Quality Control

Analytical Method: 1,8270E
Analytical Date: 11/21/22 13:49
Analyst: WR

Extraction Method: EPA 3510C
Extraction Date: 11/19/22 10:34

Parameter	Result	Qualifier	Units	RL	MDL
Semivolatile Organics by GC/MS - Westborough Lab for sample(s): 02 Batch: WG1714356-1					
Acenaphthene	ND		ug/l	2.0	--
Benzidine	ND		ug/l	20	--
1,2,4-Trichlorobenzene	ND		ug/l	5.0	--
Hexachlorobenzene	ND		ug/l	2.0	--
Bis(2-chloroethyl)ether	ND		ug/l	2.0	--
2-Chloronaphthalene	ND		ug/l	2.0	--
1,2-Dichlorobenzene	ND		ug/l	2.0	--
1,3-Dichlorobenzene	ND		ug/l	2.0	--
1,4-Dichlorobenzene	ND		ug/l	2.0	--
3,3'-Dichlorobenzidine	ND		ug/l	5.0	--
2,4-Dinitrotoluene	ND		ug/l	5.0	--
2,6-Dinitrotoluene	ND		ug/l	5.0	--
Azobenzene	ND		ug/l	2.0	--
Fluoranthene	ND		ug/l	2.0	--
4-Chlorophenyl phenyl ether	ND		ug/l	2.0	--
4-Bromophenyl phenyl ether	ND		ug/l	2.0	--
Bis(2-chloroisopropyl)ether	ND		ug/l	2.0	--
Bis(2-chloroethoxy)methane	ND		ug/l	5.0	--
Hexachlorobutadiene	ND		ug/l	2.0	--
Hexachlorocyclopentadiene	ND		ug/l	20	--
Hexachloroethane	ND		ug/l	2.0	--
Isophorone	ND		ug/l	5.0	--
Naphthalene	ND		ug/l	2.0	--
Nitrobenzene	ND		ug/l	2.0	--
NDPA/DPA	ND		ug/l	2.0	--
n-Nitrosodi-n-propylamine	ND		ug/l	5.0	--
Bis(2-ethylhexyl)phthalate	ND		ug/l	3.0	--
Butyl benzyl phthalate	ND		ug/l	5.0	--
Di-n-butylphthalate	ND		ug/l	5.0	--

Project Name: TROY MILLS LANDFILL SUPERFUND
Project Number: 04.0190987.33

Lab Number: L2264713
Report Date: 12/05/22

Method Blank Analysis
Batch Quality Control

Analytical Method: 1,8270E
Analytical Date: 11/21/22 13:49
Analyst: WR

Extraction Method: EPA 3510C
Extraction Date: 11/19/22 10:34

Parameter	Result	Qualifier	Units	RL	MDL
Semivolatile Organics by GC/MS - Westborough Lab for sample(s): 02 Batch: WG1714356-1					
Di-n-octylphthalate	ND		ug/l	5.0	--
Diethyl phthalate	ND		ug/l	5.0	--
Dimethyl phthalate	ND		ug/l	5.0	--
Benzo(a)anthracene	ND		ug/l	2.0	--
Benzo(a)pyrene	ND		ug/l	2.0	--
Benzo(b)fluoranthene	ND		ug/l	2.0	--
Benzo(k)fluoranthene	ND		ug/l	2.0	--
Chrysene	ND		ug/l	2.0	--
Acenaphthylene	ND		ug/l	2.0	--
Anthracene	ND		ug/l	2.0	--
Benzo(ghi)perylene	ND		ug/l	2.0	--
Fluorene	ND		ug/l	2.0	--
Phenanthrene	ND		ug/l	2.0	--
Dibenzo(a,h)anthracene	ND		ug/l	2.0	--
Indeno(1,2,3-cd)pyrene	ND		ug/l	2.0	--
Pyrene	ND		ug/l	2.0	--
Biphenyl	ND		ug/l	2.0	--
Aniline	ND		ug/l	2.0	--
4-Chloroaniline	ND		ug/l	5.0	--
1-Methylnaphthalene	ND		ug/l	2.0	--
2-Nitroaniline	ND		ug/l	5.0	--
3-Nitroaniline	ND		ug/l	5.0	--
4-Nitroaniline	ND		ug/l	5.0	--
Dibenzofuran	ND		ug/l	2.0	--
2-Methylnaphthalene	ND		ug/l	2.0	--
n-Nitrosodimethylamine	ND		ug/l	2.0	--
2,4,6-Trichlorophenol	ND		ug/l	5.0	--
p-Chloro-m-cresol	ND		ug/l	2.0	--
2-Chlorophenol	ND		ug/l	2.0	--

Project Name: TROY MILLS LANDFILL SUPERFUND **Lab Number:** L2264713

Project Number: 04.0190987.33 **Report Date:** 12/05/22

Method Blank Analysis
Batch Quality Control

Analytical Method: 1,8270E
Analytical Date: 11/21/22 13:49
Analyst: WR

Extraction Method: EPA 3510C
Extraction Date: 11/19/22 10:34

Parameter	Result	Qualifier	Units	RL	MDL
Semivolatile Organics by GC/MS - Westborough Lab for sample(s): 02 Batch: WG1714356-1					
2,4-Dichlorophenol	ND		ug/l	5.0	--
2,4-Dimethylphenol	ND		ug/l	5.0	--
2-Nitrophenol	ND		ug/l	10	--
4-Nitrophenol	ND		ug/l	10	--
2,4-Dinitrophenol	ND		ug/l	20	--
4,6-Dinitro-o-cresol	ND		ug/l	10	--
Pentachlorophenol	ND		ug/l	10	--
Phenol	ND		ug/l	5.0	--
2-Methylphenol	ND		ug/l	5.0	--
3-Methylphenol/4-Methylphenol	ND		ug/l	5.0	--
2,4,5-Trichlorophenol	ND		ug/l	5.0	--
Benzoic Acid	ND		ug/l	50	--
Benzyl Alcohol	ND		ug/l	2.0	--
Carbazole	ND		ug/l	2.0	--
Pyridine	ND		ug/l	3.5	--

Surrogate	%Recovery	Qualifier	Acceptance Criteria
2-Fluorophenol	23		21-120
Phenol-d6	25		10-120
Nitrobenzene-d5	45		23-120
2-Fluorobiphenyl	54		15-120
2,4,6-Tribromophenol	20		10-120
4-Terphenyl-d14	52		41-149

Project Name: TROY MILLS LANDFILL SUPERFUND
Project Number: 04.0190987.33

Lab Number: L2264713
Report Date: 12/05/22

Method Blank Analysis
Batch Quality Control

Analytical Method: 1,8270E-SIM
Analytical Date: 11/20/22 11:33
Analyst: JJW

Extraction Method: EPA 3510C
Extraction Date: 11/19/22 10:33

Parameter	Result	Qualifier	Units	RL	MDL
Semivolatile Organics by GC/MS-SIM - Westborough Lab for sample(s): 02 Batch: WG1714357-1					
Acenaphthene	ND		ug/l	0.10	--
2-Chloronaphthalene	ND		ug/l	0.20	--
Fluoranthene	ND		ug/l	0.10	--
Hexachlorobutadiene	ND		ug/l	0.50	--
Naphthalene	ND		ug/l	0.10	--
Benzo(a)anthracene	ND		ug/l	0.10	--
Benzo(a)pyrene	ND		ug/l	0.10	--
Benzo(b)fluoranthene	ND		ug/l	0.10	--
Benzo(k)fluoranthene	ND		ug/l	0.10	--
Chrysene	ND		ug/l	0.10	--
Acenaphthylene	ND		ug/l	0.10	--
Anthracene	ND		ug/l	0.10	--
Benzo(ghi)perylene	ND		ug/l	0.10	--
Fluorene	ND		ug/l	0.10	--
Phenanthrene	ND		ug/l	0.10	--
Dibenzo(a,h)anthracene	ND		ug/l	0.10	--
Indeno(1,2,3-cd)pyrene	ND		ug/l	0.10	--
Pyrene	ND		ug/l	0.10	--
1-Methylnaphthalene	ND		ug/l	0.10	--
2-Methylnaphthalene	ND		ug/l	0.10	--
Pentachlorophenol	ND		ug/l	0.80	--
Hexachlorobenzene	ND		ug/l	0.80	--
Hexachloroethane	ND		ug/l	0.80	--

Project Name: TROY MILLS LANDFILL SUPERFUND
Project Number: 04.0190987.33

Lab Number: L2264713
Report Date: 12/05/22

Method Blank Analysis
Batch Quality Control

Analytical Method: 1,8270E-SIM
Analytical Date: 11/20/22 11:33
Analyst: JJW

Extraction Method: EPA 3510C
Extraction Date: 11/19/22 10:33

Parameter	Result	Qualifier	Units	RL	MDL
Semivolatile Organics by GC/MS-SIM - Westborough Lab for sample(s): 02 Batch: WG1714357-1					

Surrogate	%Recovery	Qualifier	Acceptance Criteria
2-Fluorophenol	51		21-120
Phenol-d6	45		10-120
Nitrobenzene-d5	81		23-120
2-Fluorobiphenyl	66		15-120
2,4,6-Tribromophenol	47		10-120
4-Terphenyl-d14	73		41-149

Project Name: TROY MILLS LANDFILL SUPERFUND
Project Number: 04.0190987.33
Lab Number: L2264713
Report Date: 12/05/22

Method Blank Analysis
Batch Quality Control

Analytical Method: 1,8270E-SIM
Analytical Date: 11/29/22 23:55
Analyst: TPR

Extraction Method: EPA 3510C
Extraction Date: 11/20/22 17:30

Parameter	Result	Qualifier	Units	RL	MDL
1,4 Dioxane by 8270E-SIM - Mansfield Lab for sample(s): 02 Batch: WG1714582-1					
1,4-Dioxane	ND		ug/l	0.150	--

Surrogate	%Recovery	Qualifier	Acceptance Criteria
1,4-Dioxane-d8	62		15-110

Lab Control Sample Analysis
Batch Quality Control

Project Name: TROY MILLS LANDFILL SUPERFUND
Project Number: 04.0190987.33

Lab Number: L2264713
Report Date: 12/05/22

Parameter	LCS %Recovery	Qual	LCSD %Recovery	Qual	%Recovery Limits	RPD	Qual	RPD Limits
Semivolatile Organics by GC/MS - Westborough Lab Associated sample(s): 02 Batch: WG1714356-2 WG1714356-3								
Acenaphthene	66		68		37-111	3		30
Benzidine	**5**	Q	**2**	Q	10-75	**90**	Q	30
1,2,4-Trichlorobenzene	62		62		39-98	0		30
Hexachlorobenzene	63		67		40-140	6		30
Bis(2-chloroethyl)ether	58		57		40-140	2		30
2-Chloronaphthalene	57		59		40-140	3		30
1,2-Dichlorobenzene	62		62		40-140	0		30
1,3-Dichlorobenzene	60		60		40-140	0		30
1,4-Dichlorobenzene	61		61		36-97	0		30
3,3'-Dichlorobenzidine	56		52		40-140	7		30
2,4-Dinitrotoluene	63		61		48-143	3		30
2,6-Dinitrotoluene	56		57		40-140	2		30
Azobenzene	51		52		40-140	2		30
Fluoranthene	66		65		40-140	2		30
4-Chlorophenyl phenyl ether	62		62		40-140	0		30
4-Bromophenyl phenyl ether	63		64		40-140	2		30
Bis(2-chloroisopropyl)ether	48		47		40-140	2		30
Bis(2-chloroethoxy)methane	56		57		40-140	2		30
Hexachlorobutadiene	58		58		40-140	0		30
Hexachlorocyclopentadiene	53		55		40-140	4		30
Hexachloroethane	56		57		40-140	2		30
Isophorone	54		54		40-140	0		30
Naphthalene	59		62		40-140	5		30

Lab Control Sample Analysis
Batch Quality Control

Project Name: TROY MILLS LANDFILL SUPERFUND
Project Number: 04.0190987.33
Lab Number: L2264713
Report Date: 12/05/22

Parameter	LCS %Recovery	Qual	LCSD %Recovery	Qual	%Recovery Limits	RPD	Qual	RPD Limits
Semivolatile Organics by GC/MS - Westborough Lab Associated sample(s): 02 Batch: WG1714356-2 WG1714356-3								
Nitrobenzene	53		54		40-140	2		30
NDPA/DPA	63		63		40-140	0		30
n-Nitrosodi-n-propylamine	56		55		29-132	2		30
Bis(2-ethylhexyl)phthalate	70		76		40-140	8		30
Butyl benzyl phthalate	68		69		40-140	1		30
Di-n-butylphthalate	66		66		40-140	0		30
Di-n-octylphthalate	71		78		40-140	9		30
Diethyl phthalate	59		61		40-140	3		30
Dimethyl phthalate	57		58		40-140	2		30
Benzo(a)anthracene	65		67		40-140	3		30
Benzo(a)pyrene	73		75		40-140	3		30
Benzo(b)fluoranthene	72		74		40-140	3		30
Benzo(k)fluoranthene	74		73		40-140	1		30
Chrysene	64		66		40-140	3		30
Acenaphthylene	61		63		45-123	3		30
Anthracene	64		64		40-140	0		30
Benzo(ghi)perylene	79		82		40-140	4		30
Fluorene	66		66		40-140	0		30
Phenanthrene	64		63		40-140	2		30
Dibenzo(a,h)anthracene	78		81		40-140	4		30
Indeno(1,2,3-cd)pyrene	90		96		40-140	6		30
Pyrene	65		65		26-127	0		30
Biphenyl	63		66		40-140	5		30

Lab Control Sample Analysis
Batch Quality Control

Project Name: TROY MILLS LANDFILL SUPERFUND
Project Number: 04.0190987.33

Lab Number: L2264713
Report Date: 12/05/22

Parameter	LCS %Recovery	Qual	LCSD %Recovery	Qual	%Recovery Limits	RPD	Qual	RPD Limits
Semivolatile Organics by GC/MS - Westborough Lab Associated sample(s): 02 Batch: WG1714356-2 WG1714356-3								
Aniline	**36**	Q	**31**	Q	40-140	15		30
4-Chloroaniline	52		49		40-140	6		30
1-Methylnaphthalene	51		52		41-103	2		30
2-Nitroaniline	59		60		52-143	2		30
3-Nitroaniline	57		57		25-145	0		30
4-Nitroaniline	63		62		51-143	2		30
Dibenzofuran	67		69		40-140	3		30
2-Methylnaphthalene	64		65		40-140	2		30
n-Nitrosodimethylamine	37		36		22-74	3		30
2,4,6-Trichlorophenol	59		58		30-130	2		30
p-Chloro-m-cresol	56		56		23-97	0		30
2-Chlorophenol	61		62		27-123	2		30
2,4-Dichlorophenol	62		64		30-130	3		30
2,4-Dimethylphenol	32		**25**	Q	30-130	25		30
2-Nitrophenol	70		69		30-130	1		30
4-Nitrophenol	39		41		10-80	5		30
2,4-Dinitrophenol	34		42		20-130	21		30
4,6-Dinitro-o-cresol	52		51		20-164	2		30
Pentachlorophenol	18		28		9-103	**43**	Q	30
Phenol	42		42		12-110	0		30
2-Methylphenol	51		49		30-130	4		30
3-Methylphenol/4-Methylphenol	60		56		30-130	7		30
2,4,5-Trichlorophenol	61		60		30-130	2		30

Lab Control Sample Analysis
Batch Quality Control

Project Name: TROY MILLS LANDFILL SUPERFUND
Project Number: 04.0190987.33

Lab Number: L2264713
Report Date: 12/05/22

Parameter	LCS %Recovery	Qual	LCSD %Recovery	Qual	%Recovery Limits	RPD	Qual	RPD Limits
Semivolatile Organics by GC/MS - Westborough Lab Associated sample(s): 02 Batch: WG1714356-2 WG1714356-3								
Benzoic Acid	34		36		10-164	6		30
Benzyl Alcohol	52		51		26-116	2		30
Carbazole	66		68		55-144	3		30
Pyridine	28		29		10-66	4		30

Surrogate	LCS %Recovery	Qual	LCSD %Recovery	Qual	Acceptance Criteria
2-Fluorophenol	51		51		21-120
Phenol-d6	40		41		10-120
Nitrobenzene-d5	53		55		23-120
2-Fluorobiphenyl	59		61		15-120
2,4,6-Tribromophenol	67		66		10-120
4-Terphenyl-d14	64		64		41-149

Lab Control Sample Analysis
Batch Quality Control

Project Name: TROY MILLS LANDFILL SUPERFUND
Project Number: 04.0190987.33

Lab Number: L2264713
Report Date: 12/05/22

Parameter	LCS %Recovery	Qual	LCSD %Recovery	Qual	%Recovery Limits	RPD	Qual	RPD Limits
Semivolatile Organics by GC/MS-SIM - Westborough Lab Associated sample(s): 02 Batch: WG1714357-2 WG1714357-3								
Acenaphthene	67		74		40-140	10		40
2-Chloronaphthalene	64		70		40-140	9		40
Fluoranthene	74		79		40-140	7		40
Hexachlorobutadiene	59		63		40-140	7		40
Naphthalene	66		72		40-140	9		40
Benzo(a)anthracene	81		85		40-140	5		40
Benzo(a)pyrene	86		92		40-140	7		40
Benzo(b)fluoranthene	85		92		40-140	8		40
Benzo(k)fluoranthene	88		89		40-140	1		40
Chrysene	77		82		40-140	6		40
Acenaphthylene	68		76		40-140	11		40
Anthracene	75		83		40-140	10		40
Benzo(ghi)perylene	90		94		40-140	4		40
Fluorene	69		76		40-140	10		40
Phenanthrene	70		78		40-140	11		40
Dibenzo(a,h)anthracene	96		100		40-140	4		40
Indeno(1,2,3-cd)pyrene	98		102		40-140	4		40
Pyrene	73		79		40-140	8		40
1-Methylnaphthalene	66		72		40-140	9		40
2-Methylnaphthalene	68		74		40-140	8		40
Pentachlorophenol	74		79		40-140	7		40
Hexachlorobenzene	71		78		40-140	9		40
Hexachloroethane	64		69		40-140	8		40

Lab Control Sample Analysis

Batch Quality Control

Project Name: TROY MILLS LANDFILL SUPERFUND

Project Number: 04.0190987.33

Lab Number: L2264713

Report Date: 12/05/22

Parameter	LCS %Recovery	Qual	LCSD %Recovery	Qual	%Recovery Limits	RPD	Qual	RPD Limits
Semivolatile Organics by GC/MS-SIM - Westborough Lab Associated sample(s): 02 Batch: WG1714357-2 WG1714357-3								

Surrogate	LCS %Recovery	Qual	LCSD %Recovery	Qual	Acceptance Criteria
2-Fluorophenol	59		63		21-120
Phenol-d6	50		54		10-120
Nitrobenzene-d5	80		87		23-120
2-Fluorobiphenyl	64		70		15-120
2,4,6-Tribromophenol	60		61		10-120
4-Terphenyl-d14	70		74		41-149

Lab Control Sample Analysis

Batch Quality Control

Project Name: TROY MILLS LANDFILL SUPERFUND

Project Number: 04.0190987.33

Lab Number: L2264713

Report Date: 12/05/22

Parameter	LCS %Recovery	Qual	LCSD %Recovery	Qual	%Recovery Limits	RPD	Qual	RPD Limits
1,4 Dioxane by 8270E-SIM - Mansfield Lab Associated sample(s): 02 Batch: WG1714582-2 WG1714582-3								
1,4-Dioxane	107		105		40-140	2		30

Surrogate	LCS %Recovery	Qual	LCSD %Recovery	Qual	Acceptance Criteria
1,4-Dioxane-d8	53		57		15-110

METALS

Project Name: TROY MILLS LANDFILL SUPERFUND **Lab Number:** L2264713

Project Number: 04.0190987.33 **Report Date:** 12/05/22

SAMPLE RESULTS

Lab ID: L2264713-02 Date Collected: 11/16/22 11:50

Client ID: TRY_MW-901B Date Received: 11/16/22

Sample Location: TROY, NH Field Prep: Not Specified

Sample Depth:

Matrix: Water

Parameter	Result	Qualifier	Units	RL	MDL	Dilution Factor	Date Prepared	Date Analyzed	Prep Method	Analytical Method	Analyst
Total Metals - Mansfield Lab											
Manganese, Total	1.954		mg/l	0.00100	--	1	11/19/22 11:34	12/02/22 15:13	EPA 3005A	1,6020B	SV

Project Name: TROY MILLS LANDFILL SUPERFUND **Lab Number:** L2264713

Project Number: 04.0190987.33 **Report Date:** 12/05/22

Method Blank Analysis
Batch Quality Control

Parameter	Result	Qualifier	Units	RL	MDL	Dilution Factor	Date Prepared	Date Analyzed	Analytical Method	Analyst
Total Metals - Mansfield Lab for sample(s): 02 Batch: WG1714370-1										
Manganese, Total	ND		mg/l	0.00100	--	1	11/19/22 11:34	12/02/22 13:56	1,6020B	SV

Prep Information

Digestion Method: EPA 3005A

Lab Control Sample Analysis

Batch Quality Control

Project Name: TROY MILLS LANDFILL SUPERFUND

Project Number: 04.0190987.33

Lab Number: L2264713

Report Date: 12/05/22

Parameter	LCS %Recovery	Qual	LCSD %Recovery	Qual	%Recovery Limits	RPD	Qual	RPD Limits
Total Metals - Mansfield Lab Associated sample(s): 02 Batch: WG1714370-2								
Manganese, Total	99		-		80-120	-		

Matrix Spike Analysis
Batch Quality Control

Project Name: TROY MILLS LANDFILL SUPERFUND
Project Number: 04.0190987.33

Lab Number: L2264713
Report Date: 12/05/22

Parameter	Native Sample	MS Added	MS Found	MS %Recovery	Qual	MSD Found	MSD %Recovery	Qual	Recovery Limits	RPD	Qual	RPD Limits
Total Metals - Mansfield Lab Associated sample(s): 02 QC Batch ID: WG1714370-3 WG1714370-4 QC Sample: L2264946-01 Client ID: MS Sample												
Manganese, Total	0.02687	0.5	0.5025	95		0.5166	98		75-125	3		20

Project Name: TROY MILLS LANDFILL SUPERFUND
Project Number: 04.0190987.33

Lab Number: L2264713
Report Date: 12/05/22

Sample Receipt and Container Information

Were project specific reporting limits specified? YES

Cooler Information

Cooler	Custody Seal
C	Absent

Container Information

Container ID	Container Type	Cooler	Initial pH	Final pH	Temp deg C	Pres	Seal	Frozen Date/Time	Analysis(*)
L2264713-01A	Vial HCl preserved	C	NA		2.3	Y	Absent		8260-NH(14)
L2264713-01B	Vial HCl preserved	C	NA		2.3	Y	Absent		8260-NH(14)
L2264713-02A	Vial HCl preserved	C	NA		2.3	Y	Absent		8260-NH(14)
L2264713-02B	Vial HCl preserved	C	NA		2.3	Y	Absent		8260-NH(14)
L2264713-02C	Vial HCl preserved	C	NA		2.3	Y	Absent		8260-NH(14)
L2264713-02D	Plastic 250ml HNO3 preserved	C	<2	<2	2.3	Y	Absent		MN-6020T(180)
L2264713-02E	Amber 250ml unpreserved	C	7	7	2.3	Y	Absent		8270TCL-LVI(7),8270TCL-SIM-LVI(7)
L2264713-02F	Amber 250ml unpreserved	C	7	7	2.3	Y	Absent		8270TCL-LVI(7),8270TCL-SIM-LVI(7)
L2264713-02G	Amber 250ml unpreserved	C	7	7	2.3	Y	Absent		A2-14-DIOXANESIM-PPB(7)
L2264713-02H	Amber 250ml unpreserved	C	7	7	2.3	Y	Absent		A2-14-DIOXANESIM-PPB(7)

*Values in parentheses indicate holding time in days

Project Name:	TROY MILLS LANDFILL SUPERFUND	**Lab Number:**	L2264713
Project Number:	04.0190987.33	**Report Date:**	12/05/22

GLOSSARY

Acronyms

DL	- Detection Limit: This value represents the level to which target analyte concentrations are reported as estimated values, when those target analyte concentrations are quantified below the limit of quantitation (LOQ). The DL includes any adjustments from dilutions, concentrations or moisture content, where applicable. (DoD report formats only.)
EDL	- Estimated Detection Limit: This value represents the level to which target analyte concentrations are reported as estimated values, when those target analyte concentrations are quantified below the reporting limit (RL). The EDL includes any adjustments from dilutions, concentrations or moisture content, where applicable. The use of EDLs is specific to the analysis of PAHs using Solid-Phase Microextraction (SPME).
EMPC	- Estimated Maximum Possible Concentration: The concentration that results from the signal present at the retention time of an analyte when the ions meet all of the identification criteria except the ion abundance ratio criteria. An EMPC is a worst-case estimate of the concentration.
EPA	- Environmental Protection Agency.
LCS	- Laboratory Control Sample: A sample matrix, free from the analytes of interest, spiked with verified known amounts of analytes or a material containing known and verified amounts of analytes.
LCSD	- Laboratory Control Sample Duplicate: Refer to LCS.
LFB	- Laboratory Fortified Blank: A sample matrix, free from the analytes of interest, spiked with verified known amounts of analytes or a material containing known and verified amounts of analytes.
LOD	- Limit of Detection: This value represents the level to which a target analyte can reliably be detected for a specific analyte in a specific matrix by a specific method. The LOD includes any adjustments from dilutions, concentrations or moisture content, where applicable. (DoD report formats only.)
LOQ	- Limit of Quantitation: The value at which an instrument can accurately measure an analyte at a specific concentration. The LOQ includes any adjustments from dilutions, concentrations or moisture content, where applicable. (DoD report formats only.) Limit of Quantitation: The value at which an instrument can accurately measure an analyte at a specific concentration. The LOQ includes any adjustments from dilutions, concentrations or moisture content, where applicable. (DoD report formats only.)
MDL	- Method Detection Limit: This value represents the level to which target analyte concentrations are reported as estimated values, when those target analyte concentrations are quantified below the reporting limit (RL). The MDL includes any adjustments from dilutions, concentrations or moisture content, where applicable.
MS	- Matrix Spike Sample: A sample prepared by adding a known mass of target analyte to a specified amount of matrix sample for which an independent estimate of target analyte concentration is available. For Method 332.0, the spike recovery is calculated using the native concentration, including estimated values.
MSD	- Matrix Spike Sample Duplicate: Refer to MS.
NA	- Not Applicable.
NC	- Not Calculated: Term is utilized when one or more of the results utilized in the calculation are non-detect at the parameter's reporting unit.
NDPA/DPA	- N-Nitrosodiphenylamine/Diphenylamine.
NI	- Not Ignitable.
NP	- Non-Plastic: Term is utilized for the analysis of Atterberg Limits in soil.
NR	- No Results: Term is utilized when 'No Target Compounds Requested' is reported for the analysis of Volatile or Semivolatile Organic TIC only requests.
RL	- Reporting Limit: The value at which an instrument can accurately measure an analyte at a specific concentration. The RL includes any adjustments from dilutions, concentrations or moisture content, where applicable.
RPD	- Relative Percent Difference: The results from matrix and/or matrix spike duplicates are primarily designed to assess the precision of analytical results in a given matrix and are expressed as relative percent difference (RPD). Values which are less than five times the reporting limit for any individual parameter are evaluated by utilizing the absolute difference between the values; although the RPD value will be provided in the report.
SRM	- Standard Reference Material: A reference sample of a known or certified value that is of the same or similar matrix as the associated field samples.
STLP	- Semi-dynamic Tank Leaching Procedure per EPA Method 1315.
TEF	- Toxic Equivalency Factors: The values assigned to each dioxin and furan to evaluate their toxicity relative to 2,3,7,8-TCDD.
TEQ	- Toxic Equivalent: The measure of a sample's toxicity derived by multiplying each dioxin and furan by its corresponding TEF and then summing the resulting values.
TIC	- Tentatively Identified Compound: A compound that has been identified to be present and is not part of the target compound list (TCL) for the method and/or program. All TICs are qualitatively identified and reported as estimated concentrations.

Report Format: Data Usability Report

Project Name:	TROY MILLS LANDFILL SUPERFUND	**Lab Number:**	L2264713
Project Number:	04.0190987.33	**Report Date:**	12/05/22

Footnotes

1 - The reference for this analyte should be considered modified since this analyte is absent from the target analyte list of the original method.

Terms

Analytical Method: Both the document from which the method originates and the analytical reference method. (Example: EPA 8260B is shown as 1,8260B.) The codes for the reference method documents are provided in the References section of the Addendum.

Chlordane: The target compound Chlordane (CAS No. 57-74-9) is reported for GC ECD analyses. Per EPA,this compound "refers to a mixture of chlordane isomers, other chlorinated hydrocarbons and numerous other components." (Reference: USEPA Toxicological Review of Chlordane, In Support of Summary Information on the Integrated Risk Information System (IRIS), December 1997.)

Difference: With respect to Total Oxidizable Precursor (TOP) Assay analysis, the difference is defined as the Post-Treatment value minus the Pre-Treatment value.

Final pH: As it pertains to Sample Receipt & Container Information section of the report, Final pH reflects pH of container determined after adjustment at the laboratory, if applicable. If no adjustment required, value reflects Initial pH.

Frozen Date/Time: With respect to Volatile Organics in soil, Frozen Date/Time reflects the date/time at which associated Reagent Water-preserved vials were initially frozen. Note: If frozen date/time is beyond 48 hours from sample collection, value will be reflected in 'bold'.

Gasoline Range Organics (GRO): Gasoline Range Organics (GRO) results include all chromatographic peaks eluting from Methyl tert butyl ether through Naphthalene, with the exception of GRO analysis in support of State of Ohio programs, which includes all chromatographic peaks eluting from Hexane through Dodecane.

Initial pH: As it pertains to Sample Receipt & Container Information section of the report, Initial pH reflects pH of container determined upon receipt, if applicable.

PAH Total: With respect to Alkylated PAH analyses, the 'PAHs, Total' result is defined as the summation of results for all or a subset of the following compounds: Naphthalene, C1-C4 Naphthalenes, 2-Methylnaphthalene, 1-Methylnaphthalene, Biphenyl, Acenaphthylene, Acenaphthene, Fluorene, C1-C3 Fluorenes, Phenanthrene, C1-C4 Phenanthrenes/Anthracenes, Anthracene, Fluoranthene, Pyrene, C1-C4 Fluoranthenes/Pyrenes, Benz(a)anthracene, Chrysene, C1-C4 Chrysenes, Benzo(b)fluoranthene, Benzo(j)+(k)fluoranthene, Benzo(e)pyrene, Benzo(a)pyrene, Perylene, Indeno(1,2,3-cd)pyrene, Dibenz(ah)+(ac)anthracene, Benzo(g,h,i)perylene. If a 'Total' result is requested, the results of its individual components will also be reported.

PFAS Total: With respect to PFAS analyses, the 'PFAS, Total (5)' result is defined as the summation of results for: PFHpA, PFHxS, PFOA, PFNA and PFOS. In addition, the 'PFAS, Total (6)' result is defined as the summation of results for: PFHpA, PFHxS, PFOA, PFNA, PFDA and PFOS. For MassDEP DW compliance analysis only, the 'PFAS, Total (6)' result is defined as the summation of results at or above the RL. Note: If a 'Total' result is requested, the results of its individual components will also be reported.

Total: With respect to Organic analyses, a 'Total' result is defined as the summation of results for individual isomers or Aroclors. If a 'Total' result is requested, the results of its individual components will also be reported. This is applicable to 'Total' results for methods 8260, 8081 and 8082.

Data Qualifiers

A - Spectra identified as "Aldol Condensates" are byproducts of the extraction/concentration procedures when acetone is introduced in the process.

B - The analyte was detected above the reporting limit in the associated method blank. Flag only applies to associated field samples that have detectable concentrations of the analyte at less than ten times (10x) the concentration found in the blank. For MCP-related projects, flag only applies to associated field samples that have detectable concentrations of the analyte at less than ten times (10x) the concentration found in the blank. For DOD-related projects, flag only applies to associated field samples that have detectable concentrations of the analyte at less than ten times (10x) the concentration found in the blank AND the analyte was detected above one-half the reporting limit (or above the reporting limit for common lab contaminants) in the associated method blank. For NJ-Air-related projects, flag only applies to associated field samples that have detectable concentrations of the analyte above the reporting limit. For NJ-related projects (excluding Air), flag only applies to associated field samples that have detectable concentrations of the analyte, which was detected above the reporting limit in the associated method blank or above five times the reporting limit for common lab contaminants (Phthalates, Acetone, Methylene Chloride, 2-Butanone).

C - Co-elution: The target analyte co-elutes with a known lab standard (i.e. surrogate, internal standards, etc.) for co-extracted analyses.

D - Concentration of analyte was quantified from diluted analysis. Flag only applies to field samples that have detectable concentrations of the analyte.

E - Concentration of analyte exceeds the range of the calibration curve and/or linear range of the instrument.

F - The ratio of quantifier ion response to qualifier ion response falls outside of the laboratory criteria. Results are considered to be an estimated maximum concentration.

G - The concentration may be biased high due to matrix interferences (i.e, co-elution) with non-target compound(s). The result should be considered estimated.

H - The analysis of pH was performed beyond the regulatory-required holding time of 15 minutes from the time of sample collection.

I - The lower value for the two columns has been reported due to obvious interference.

J - Estimated value. This represents an estimated concentration for Tentatively Identified Compounds (TICs).

M - Reporting Limit (RL) exceeds the MCP CAM Reporting Limit for this analyte.

Report Format: Data Usability Report

Project Name:	TROY MILLS LANDFILL SUPERFUND	**Lab Number:**	L2264713
Project Number:	04.0190987.33	**Report Date:**	12/05/22

Data Qualifiers

ND - Not detected at the reporting limit (RL) for the sample.

NJ - Presumptive evidence of compound. This represents an estimated concentration for Tentatively Identified Compounds (TICs), where the identification is based on a mass spectral library search.

P - The RPD between the results for the two columns exceeds the method-specified criteria.

Q - The quality control sample exceeds the associated acceptance criteria. For DOD-related projects, LCS and/or Continuing Calibration Standard exceedences are also qualified on all associated sample results. Note: This flag is not applicable for matrix spike recoveries when the sample concentration is greater than 4x the spike added or for batch duplicate RPD when the sample concentrations are less than 5x the RL. (Metals only.)

R - Analytical results are from sample re-analysis.

RE - Analytical results are from sample re-extraction.

S - Analytical results are from modified screening analysis.

V - The surrogate associated with this target analyte has a recovery outside the QC acceptance limits. (Applicable to MassDEP DW Compliance samples only.)

Z - The batch matrix spike and/or duplicate associated with this target analyte has a recovery/RPD outside the QC acceptance limits. (Applicable to MassDEP DW Compliance samples only.)

Project Name:	TROY MILLS LANDFILL SUPERFUND	**Lab Number:**	L2264713
Project Number:	04.0190987.33	**Report Date:**	12/05/22

REFERENCES

1 Test Methods for Evaluating Solid Waste: Physical/Chemical Methods. EPA SW-846. Third Edition. Updates I - VI, 2018.

LIMITATION OF LIABILITIES

Alpha Analytical performs services with reasonable care and diligence normal to the analytical testing laboratory industry. In the event of an error, the sole and exclusive responsibility of Alpha Analytical shall be to re-perform the work at it's own expense. In no event shall Alpha Analytical be held liable for any incidental, consequential or special damages, including but not limited to, damages in any way connected with the use of, interpretation of, information or analysis provided by Alpha Analytical.

We strongly urge our clients to comply with EPA protocol regarding sample volume, preservation, cooling, containers, sampling procedures, holding time and splitting of samples in the field.

Certification Information

The following analytes are not included in our Primary NELAP Scope of Accreditation:

Westborough Facility
EPA 624/624.1: m/p-xylene, o-xylene, Naphthalene
EPA 625/625.1: alpha-Terpineol
EPA 8260C/8260D: NPW: 1,2,4,5-Tetramethylbenzene; 4-Ethyltoluene, Azobenzene; SCM: Iodomethane (methyl iodide), 1,2,4,5-Tetramethylbenzene; 4-Ethyltoluene.
EPA 8270D/8270E: NPW: Dimethylnaphthalene,1,4-Diphenylhydrazine, alpha-Terpineol; SCM: Dimethylnaphthalene,1,4-Diphenylhydrazine.
SM4500: NPW: Amenable Cyanide; SCM: Total Phosphorus, TKN, NO2, NO3.

Mansfield Facility
SM 2540D: TSS
EPA 8082A: NPW: PCB: 1, 5, 31, 87,101, 110, 141, 151, 153, 180, 183, 187.
EPA TO-15: Halothane, 2,4,4-Trimethyl-2-pentene, 2,4,4-Trimethyl-1-pentene, Thiophene, 2-Methylthiophene, 3-Methylthiophene, 2-Ethylthiophene, 1,2,3-Trimethylbenzene, Indan, Indene, 1,2,4,5-Tetramethylbenzene, Benzothiophene, 1-Methylnaphthalene.
Biological Tissue Matrix: EPA 3050B

The following analytes are included in our Massachusetts DEP Scope of Accreditation

Westborough Facility:

Drinking Water
EPA 300.0: Chloride, Nitrate-N, Fluoride, Sulfate; **EPA 353.2**: Nitrate-N, Nitrite-N; **SM4500NO3-F**: Nitrate-N, Nitrite-N; **SM4500F-C, SM4500CN-CE, EPA 180.1, SM2130B, SM4500Cl-D, SM2320B, SM2540C, SM4500H-B, SM4500NO2-B**
EPA 332: Perchlorate; **EPA 524.2:** THMs and VOCs; **EPA 504.1:** EDB, DBCP.
Microbiology: **SM9215B; SM9223-P/A, SM9223B-Colilert-QT,SM9222D**.

Non-Potable Water
SM4500H,B, EPA 120.1, SM2510B, SM2540C, SM2320B, SM4500CL-E, SM4500F-BC, SM4500NH3-BH: Ammonia-N and Kjeldahl-N, **EPA 350.1**: Ammonia-N, **LACHAT 10-107-06-1-B**: Ammonia-N, **EPA 351.1, SM4500NO3-F, EPA 353.2**: Nitrate-N**, SM4500P-E, SM4500P-B, E, SM4500SO4-E, SM5220D, EPA 410.4, SM5210B, SM5310C, SM4500CL-D, EPA 1664, EPA 420.1, SM4500-CN-CE, SM2540D, EPA 300: Chloride, Sulfate, Nitrate.**
EPA 624.1: Volatile Halocarbons & Aromatics,
EPA 608.3: Chlordane, Toxaphene, Aldrin, alpha-BHC, beta-BHC, gamma-BHC, delta-BHC, Dieldrin, DDD, DDE, DDT, Endosulfan I, Endosulfan II, Endosulfan sulfate, Endrin, Endrin Aldehyde, Heptachlor, Heptachlor Epoxide, PCBs
EPA 625.1: SVOC (Acid/Base/Neutral Extractables), **EPA 600/4-81-045**: PCB-Oil.
Microbiology: **SM9223B-Colilert-QT; Enterolert-QT, SM9221E, EPA 1600, EPA 1603, SM9222D.**

Mansfield Facility:

Drinking Water
EPA 200.7: Al, Ba, Cd, Cr, Cu, Fe, Mn, Ni, Na, Ag, Ca, Zn. **EPA 200.8:** Al, Sb, As, Ba, Be, Cd, Cr, Cu, Pb, Mn, Ni, Se, Ag, TL, Zn. **EPA 245.1** Hg.
EPA 522, EPA 537.1.

Non-Potable Water
EPA 200.7: Al, Sb, As, Be, Cd, Ca, Cr, Co, Cu, Fe, Pb, Mg, Mn, Mo, Ni, K, Se, Ag, Na, Sr, TL, Ti, V, Zn.
EPA 200.8: Al, Sb**,** As, Be, Cd, Cr, Cu, Fe, Pb, Mn, Ni, K, Se, Ag, Na, TL, Zn.
EPA 245.1 Hg.
SM2340B

For a complete listing of analytes and methods, please contact your Alpha Project Manager.

5

CHAIN OF CUSTODY

PAGE 1 OF 1

ALPHA ANALYTICAL

Westborough, MA TEL: 508-898-9220 FAX: 508-898-9193
Mansfield, MA TEL: 508-822-9300 FAX: 508-822-3288

Date Rec'd in Lab: 11/16/22

ALPHA Job #: L2204713

Client Information

Client: NHDES
Address: 29 Hazen Drive
Concord, NH 03302
Phone: 603-271-3649
Fax:
Email: see comments

☐ These samples have been Previously analyzed by Alpha

Project Information

Project Name: Troy Mills Landfill Superfund
Project Location: Troy, NH
Project #: 04.0190987.33
Project Manager: Michael Summerlin
ALPHA Quote #: Contract #1081921

Turn-Around Time

☒ Standard ☐ Rush (ONLY IF PRE-APPROVED)

Due Date: Time:

Report Information Data Deliverables

☐ FAX ☒ EMAIL
☒ ADEx ☐ Add'l Deliverables

Billing Information

☒ Same as Client info PO #: 2589-00 "T"

Regulatory Requirements/Report Limits

State/Fed Program	Criteria
NHDES	Sampling and Analysis Plan limits

Other Project Specific Requirements/Comments/Detection Limits:

michael.d.summerlinjr@des.nh.gov. Please also email login receipts and lab reports to megan.murphy@gza.com and katherine.mcdonald@gza.com. Please provide excel files formatted for upload to the NHDES EMD and for GZA EQuIS upload.
Temperature Blank included in cooler.

ANALYSIS

SAMPLE HANDLING
Filtration
☐ Done
☒ Not Needed
☐ Lab to do
Preservation
☐ Lab to do
(Please specify below)

ALPHA Lab ID (Lab Use Only)	Sample ID	Collection Date	Collection Time	Sample Matrix	Sampler's Initials	VOCs 8260 NHDES List	SVOCs (Acid/base/neutrals)	1,4-Dioxane	Total Metals (Mn)	Hardness								Sample Specific Comments	TOTAL # BOTTLES
						Please check appropriate boxes below													
04713 01	TRIP BLANK	11/16/22	10:30	AQ	ED	✔													2
02	TRY_MW-901B	11/16/22	11:50	GW	ED	✔	✔	✔	✔										8

Container Type	V	A	A	P	P							
Preservative	B	A	A	C	C							

Relinquished By:	Date/Time	Received By:	Date/Time
[illegible]	11/16/22 1330	[illegible]	11/16/22 1330
[illegible]	11/16/22 1650	[illegible]	11/16/22 1650
[illegible] 20:00	11/16/22	[illegible] AAL	11/16/22 20:00
[illegible] AAL	11/16/22 22:30	[illegible]	11/16/22 22:30

Please print clearly, legibly and completely. Samples can not be logged in and turnaround time clock will not start until any ambiguities are resolved. All samples submitted are subject to Alpha's Payment Terms.

FORM NO: 01-01(HL) (rev. 5-JAN-12)

PFAS

ANALYTICAL REPORT

Lab Number:	L2262295
Client:	GZA GeoEnvironmental, Inc. / NHDES PO Box 95 29 Hazen Drive Concord, NH 03302-0095
ATTN:	Michael Summerlin
Phone:	(603) 271-3649
Project Name:	TROY MILLS LANDFILL SUPERFUND
Project Number:	04.0190987.33
Report Date:	12/13/22

The original project report/data package is held by Alpha Analytical. This report/data package is paginated and should be reproduced only in its entirety. Alpha Analytical holds no responsibility for results and/or data that are not consistent with the original.

Certifications & Approvals: MA (M-MA030), NH NELAP (2062), CT (PH-0141), DoD (L2474), FL (E87814), IL (200081), LA (85084), ME (MA00030), MD (350), NJ (MA015), NY (11627), NC (685), OH (CL106), PA (68-02089), RI (LAO00299), TX (T104704419), VT (VT-0015), VA (460194), WA (C954), US Army Corps of Engineers, USDA (Permit #P330-17-00150), USFWS (Permit #206964).

320 Forbes Boulevard, Mansfield, MA 02048-1806
508-822-9300 (Fax) 508-822-3288 800-624-9220 - www.alphalab.com

Project Name: TROY MILLS LANDFILL SUPERFUND
Project Number: 04.0190987.33

Lab Number: L2262295
Report Date: 12/13/22

Alpha Sample ID	Client ID	Matrix	Sample Location	Collection Date/Time	Receive Date
L2262295-01	TRY_M-7D	WATER	TROY, NH	11/01/22 12:45	11/04/22
L2262295-02	TRY_M-7	WATER	TROY, NH	11/01/22 14:40	11/04/22
L2262295-03	TRY_MW-701	WATER	TROY, NH	11/01/22 12:10	11/04/22
L2262295-04	TRY_M-508X	WATER	TROY, NH	11/01/22 14:25	11/04/22
L2262295-05	FIELD BLANK-DYRNESS	WATER	TROY, NH	11/01/22 12:05	11/04/22
L2262295-06	FIELD BLANK-FULTON	WATER	TROY, NH	11/01/22 12:40	11/04/22
L2262295-07	TRY_MW-C6S	WATER	TROY, NH	11/02/22 12:25	11/04/22
L2262295-08	TRY_MW-C6S DUP	WATER	TROY, NH	11/02/22 12:25	11/04/22
L2262295-09	TRY_MW-C6D	WATER	TROY, NH	11/02/22 10:50	11/04/22
L2262295-10	TRY_MW-702SX	WATER	TROY, NH	11/02/22 12:35	11/04/22
L2262295-11	TRY_MW-702D	WATER	TROY, NH	11/02/22 14:30	11/04/22
L2262295-12	TRY_MW-301X	WATER	TROY, NH	11/03/22 11:15	11/04/22
L2262295-13	TRY_MW-805	WATER	TROY, NH	11/03/22 13:00	11/04/22
L2262295-14	TRY_MW-104D	WATER	TROY, NH	11/03/22 12:15	11/04/22
L2262295-15	TRY_MW-104S	WATER	TROY, NH	11/03/22 14:00	11/04/22
L2262295-16	EQUIP BLANK	WATER	TROY, NH	11/03/22 15:30	11/04/22
L2262295-17	TRY_MW-801	WATER	TROY, NH	11/04/22 10:40	11/04/22
L2262295-18	TRY_MW-802	WATER	TROY, NH	11/04/22 12:05	11/04/22
L2262295-19	TRY_MW-105S	WATER	TROY, NH	11/04/22 12:00	11/04/22
L2262295-20	TRY_MW-105D	WATER	TROY, NH	11/04/22 10:40	11/04/22

Project Name:	TROY MILLS LANDFILL SUPERFUND	**Lab Number:**	L2262295
Project Number:	04.0190987.33	**Report Date:**	12/13/22

Case Narrative

The samples were received in accordance with the Chain of Custody and no significant deviations were encountered during the preparation or analysis unless otherwise noted. Sample Receipt, Container Information, and the Chain of Custody are located at the back of the report.

Results contained within this report relate only to the samples submitted under this Alpha Lab Number and meet NELAP requirements for all NELAP accredited parameters unless otherwise noted in the following narrative. The data presented in this report is organized by parameter (i.e. VOC, SVOC, etc.). Sample specific Quality Control data (i.e. Surrogate Spike Recovery) is reported at the end of the target analyte list for each individual sample, followed by the Laboratory Batch Quality Control at the end of each parameter. Tentatively Identified Compounds (TICs), if requested, are reported for compounds identified to be present and are not part of the method/program Target Compound List, even if only a subset of the TCL are being reported. If a sample was re-analyzed or re-extracted due to a required quality control corrective action and if both sets of data are reported, the Laboratory ID of the re-analysis or re-extraction is designated with an "R" or "RE", respectively.

When multiple Batch Quality Control elements are reported (e.g. more than one LCS), the associated samples for each element are noted in the grey shaded header line of each data table. Any Laboratory Batch, Sample Specific % recovery or RPD value that is outside the listed Acceptance Criteria is bolded in the report. In reference to questions H (CAM) or 4 (RCP) when "NO" is checked, the performance criteria for CAM and RCP methods allow for some quality control failures to occur and still be within method compliance. In these instances, the specific failure is not narrated but noted in the associated QC Outlier Summary Report, located directly after the Case Narrative. QC information is also incorporated in the Data Usability Assessment table (Format 11) of our Data Merger tool, where it can be reviewed in conjunction with the sample result, associated regulatory criteria and any associated data usability implications.

Soil/sediments, solids and tissues are reported on a dry weight basis unless otherwise noted. Definitions of all data qualifiers and acronyms used in this report are provided in the Glossary located at the back of the report.

HOLD POLICY - For samples submitted on hold, Alpha's policy is to hold samples (with the exception of Air canisters) free of charge for 21 calendar days from the date the project is completed. After 21 calendar days, we will dispose of all samples submitted including those put on hold unless you have contacted your Alpha Project Manager and made arrangements for Alpha to continue to hold the samples. Air canisters will be disposed after 3 business days from the date the project is completed.

Please contact Project Management at 800-624-9220 with any questions.

Project Name:	TROY MILLS LANDFILL SUPERFUND	**Lab Number:**	L2262295
Project Number:	04.0190987.33	**Report Date:**	12/13/22

Case Narrative (continued)

Sample Receipt

The samples were received at the laboratory below the required temperature range. The samples were transported to the laboratory in a cooler with ice and were not received frozen.

Perfluorinated Alkyl Acids by Isotope Dilution

L2262295-01 through -20, WG1711606-3 and WG1711606-4: The MeOH fraction of the extraction is reported for the following compounds: Perfluorooctanesulfonamide (FOSA), N-Methyl Perfluorooctane Sulfonamide (NMeFOSA), N-Ethyl Perfluorooctane Sulfonamide (NEtFOSA), N-Methyl Perfluorooctanesulfonamido Ethanol (NMeFOSE), and N-Ethyl Perfluorooctanesulfonamido Ethanol (NEtFOSE) due to better extraction efficiency of the Surrogates (Extracted Internal Standards).

L2262295-01, -03 through -20 and WG1711606-1 through -4: Extracted Internal Standard recoveries were outside the acceptance criteria for individual analytes. Please refer to the surrogate section of the report for details.

L2262295-13, -15, and -18: The sample was centrifuged and decanted prior to extraction due to sample matrix.

The WG1711606-2 LCS recovery, associated with L2262295-01 through -20, is above the acceptance criteria for nonafluoro-3,6-dioxaheptanoic acid (nfdha) (153%); however, the associated samples are non-detect to the RL for this target analyte. The results of the original analysis are reported.

I, the undersigned, attest under the pains and penalties of perjury that, to the best of my knowledge and belief and based upon my personal inquiry of those responsible for providing the information contained in this analytical report, such information is accurate and complete. This certificate of analysis is not complete unless this page accompanies any and all pages of this report.

Authorized Signature: Alycia Mogayzel

Title: Technical Director/Representative Date: 12/13/22

ORGANICS

SEMIVOLATILES

Project Name: TROY MILLS LANDFILL SUPERFUND **Lab Number:** L2262295

Project Number: 04.0190987.33 **Report Date:** 12/13/22

SAMPLE RESULTS

Lab ID: L2262295-01
Client ID: TRY_M-7D
Sample Location: TROY, NH

Date Collected: 11/01/22 12:45
Date Received: 11/04/22
Field Prep: Not Specified

Sample Depth:
Matrix: Water
Analytical Method: 134,LCMSMS-ID
Analytical Date: 12/08/22 18:15
Analyst: PS

Extraction Method: ALPHA 23528
Extraction Date: 11/13/22 06:50

Parameter	Result	Qualifier	Units	RL	MDL	Dilution Factor
Perfluorinated Alkyl Acids by Isotope Dilution - Mansfield Lab						
Perfluorobutanoic Acid (PFBA)	ND		ng/l	1.80	--	1
Perfluoropentanoic Acid (PFPeA)	ND		ng/l	1.80	--	1
Perfluorobutanesulfonic Acid (PFBS)	ND		ng/l	1.80	--	1
1H,1H,2H,2H-Perfluorohexanesulfonic Acid (4:2FTS)	ND		ng/l	1.80	--	1
Perfluorohexanoic Acid (PFHxA)	ND		ng/l	1.80	--	1
Perfluoropentanesulfonic Acid (PFPeS)	ND		ng/l	1.80	--	1
Perfluoroheptanoic Acid (PFHpA)	ND		ng/l	1.80	--	1
Perfluorohexanesulfonic Acid (PFHxS)	ND		ng/l	1.80	--	1
Perfluorooctanoic Acid (PFOA)	ND		ng/l	1.80	--	1
1H,1H,2H,2H-Perfluorooctanesulfonic Acid (6:2FTS)	ND		ng/l	1.80	--	1
Perfluoroheptanesulfonic Acid (PFHpS)	ND		ng/l	1.80	--	1
Perfluorononanoic Acid (PFNA)	ND		ng/l	1.80	--	1
Perfluorooctanesulfonic Acid (PFOS)	ND		ng/l	1.80	--	1
Perfluorodecanoic Acid (PFDA)	ND		ng/l	1.80	--	1
1H,1H,2H,2H-Perfluorodecanesulfonic Acid (8:2FTS)	ND		ng/l	1.80	--	1
Perfluorononanesulfonic Acid (PFNS)	ND		ng/l	1.80	--	1
N-Methyl Perfluorooctanesulfonamidoacetic Acid (NMeFOSAA)	ND		ng/l	1.80	--	1
Perfluoroundecanoic Acid (PFUnA)	ND		ng/l	1.80	--	1
Perfluorodecanesulfonic Acid (PFDS)	ND		ng/l	1.80	--	1
N-Ethyl Perfluorooctanesulfonamidoacetic Acid (NEtFOSAA)	ND		ng/l	1.80	--	1
Perfluorododecanoic Acid (PFDoA)	ND		ng/l	1.80	--	1
Perfluorotridecanoic Acid (PFTrDA)	ND		ng/l	1.80	--	1
Perfluorotetradecanoic Acid (PFTA)	ND		ng/l	1.80	--	1
2,3,3,3-Tetrafluoro-2-[1,1,2,2,3,3,3-Heptafluoropropoxy]-Propanoic Acid (HFPO-DA)	ND		ng/l	45.1	--	1
4,8-Dioxa-3h-Perfluorononanoic Acid (ADONA)	ND		ng/l	1.80	--	1
Perfluorohexadecanoic Acid (PFHxDA)	ND		ng/l	3.61	--	1
Perfluorooctadecanoic Acid (PFODA)	ND		ng/l	3.61	--	1

Project Name: TROY MILLS LANDFILL SUPERFUND **Lab Number:** L2262295

Project Number: 04.0190987.33 **Report Date:** 12/13/22

SAMPLE RESULTS

Lab ID: L2262295-01 Date Collected: 11/01/22 12:45

Client ID: TRY_M-7D Date Received: 11/04/22

Sample Location: TROY, NH Field Prep: Not Specified

Sample Depth:

Parameter	Result	Qualifier	Units	RL	MDL	Dilution Factor
Perfluorinated Alkyl Acids by Isotope Dilution - Mansfield Lab						
Perfluorododecane Sulfonic Acid (PFDoDS)	ND		ng/l	1.80	--	1
1H,1H,2H,2H-Perfluorododecanesulfonic Acid (10:2FTS)	ND		ng/l	4.51	--	1
9-Chlorohexadecafluoro-3-Oxanone-1-Sulfonic Acid (9Cl-PF3ONS)	ND		ng/l	1.80	--	1
11-Chloroeicosafluoro-3-Oxaundecane-1-Sulfonic Acid (11Cl-PF3OUdS)	ND		ng/l	1.80	--	1
Perfluoro-3-Methoxypropanoic Acid (PFMPA)	ND		ng/l	1.80	--	1
Perfluoro-4-Methoxybutanoic Acid (PFMBA)	ND		ng/l	1.80	--	1
Perfluoro(2-Ethoxyethane)Sulfonic Acid (PFEESA)	ND		ng/l	1.80	--	1
Nonafluoro-3,6-Dioxaheptanoic Acid (NFDHA)	ND		ng/l	1.80	--	1

Surrogate (Extracted Internal Standard)	% Recovery	Qualifier	Acceptance Criteria
Perfluoro[13C4]Butanoic Acid (MPFBA)	108		58-132
Perfluoro[13C5]Pentanoic Acid (M5PFPEA)	109		62-163
Perfluoro[2,3,4-13C3]Butanesulfonic Acid (M3PFBS)	103		70-131
1H,1H,2H,2H-Perfluoro[1,2-13C2]Hexanesulfonic Acid (M2-4:2FTS)	111		12-142
Perfluoro[1,2,3,4,6-13C5]Hexanoic Acid (M5PFHxA)	102		57-129
Perfluoro[1,2,3,4-13C4]Heptanoic Acid (M4PFHpA)	98		60-129
Perfluoro[1,2,3-13C3]Hexanesulfonic Acid (M3PFHxS)	100		71-134
Perfluoro[13C8]Octanoic Acid (M8PFOA)	106		62-129
1H,1H,2H,2H-Perfluoro[1,2-13C2]Octanesulfonic Acid (M2-6:2FTS)	103		14-147
Perfluoro[13C9]Nonanoic Acid (M9PFNA)	100		59-139
Perfluoro[13C8]Octanesulfonic Acid (M8PFOS)	99		69-131
Perfluoro[1,2,3,4,5,6-13C6]Decanoic Acid (M6PFDA)	101		62-124
1H,1H,2H,2H-Perfluoro[1,2-13C2]Decanesulfonic Acid (M2-8:2FTS)	113		10-162
N-Deuteriomethylperfluoro-1-octanesulfonamidoacetic Acid (d3-NMeFOSAA)	98		24-116
Perfluoro[1,2,3,4,5,6,7-13C7]Undecanoic Acid (M7-PFUDA)	111		55-137
N-Deuterioethylperfluoro-1-octanesulfonamidoacetic Acid (d5-NEtFOSAA)	83		27-126
Perfluoro[1,2-13C2]Dodecanoic Acid (MPFDOA)	117		48-131
Perfluoro[1,2-13C2]Tetradecanoic Acid (M2PFTEDA)	111		22-136
2,3,3,3-Tetrafluoro-2-[1,1,2,2,3,3,3-Heptafluoropropoxy]-13C3-Propanoic Acid (M3HFPO-DA)	128		10-165
Perfluoro[13C2]Hexadecanoic Acid (M2PFHxDA)	114		10-206
1H,1H,2H,2H-Perfluorododecane Sulfonate (M2D4-10:2FTS)	**195**	Q	50-150

Project Name: TROY MILLS LANDFILL SUPERFUND **Lab Number:** L2262295

Project Number: 04.0190987.33 **Report Date:** 12/13/22

SAMPLE RESULTS

Lab ID: L2262295-01
Client ID: TRY_M-7D
Sample Location: TROY, NH

Date Collected: 11/01/22 12:45
Date Received: 11/04/22
Field Prep: Not Specified

Sample Depth:
Matrix: Water
Analytical Method: 134,LCMSMS-ID
Analytical Date: 12/08/22 19:39
Analyst: JW

Extraction Method: ALPHA 23528
Extraction Date: 11/13/22 06:50

Parameter	Result	Qualifier	Units	RL	MDL	Dilution Factor
Perfluorinated Alkyl Acids by Isotope Dilution - Mansfield Lab						
Perfluorooctanesulfonamide (FOSA)	ND		ng/l	1.80	--	1
N-Methyl Perfluorooctane Sulfonamide (NMeFOSA)	ND		ng/l	18.0	--	1
N-Ethyl Perfluorooctane Sulfonamide (NEtFOSA)	ND		ng/l	18.0	--	1
N-Methyl Perfluorooctanesulfonamido Ethanol (NMeFOSE)	ND		ng/l	45.1	--	1
N-Ethyl Perfluorooctanesulfonamido Ethanol (NEtFOSE)	ND		ng/l	45.1	--	1

Surrogate (Extracted Internal Standard)	% Recovery	Qualifier	Acceptance Criteria
Perfluoro[13C8]Octanesulfonamide (M8FOSA)	70		5-112
N-Methyl-d3-Perfluoro-1-Octanesulfonamide (d3-NMeFOSA)	62		10-161
N-Ethyl-d5-Perfluoro-1-Octanesulfonamide (d5-NEtFOSA)	56		10-160
2-(N-Methyl-d3-Perfluoro-1-Octanesulfonamido)ethan-d4-ol (d7-NMeFOSE)	76		10-189
2-(N-Ethyl-d5-Perfluoro-1-Octanesulfonamido)ethan-d4-ol (d9-NEtFOSE)	74		10-187

Project Name: TROY MILLS LANDFILL SUPERFUND **Lab Number:** L2262295

Project Number: 04.0190987.33 **Report Date:** 12/13/22

SAMPLE RESULTS

Lab ID: L2262295-02
Client ID: TRY_M-7
Sample Location: TROY, NH

Date Collected: 11/01/22 14:40
Date Received: 11/04/22
Field Prep: Not Specified

Sample Depth:
Matrix: Water
Analytical Method: 134,LCMSMS-ID
Analytical Date: 12/08/22 18:48
Analyst: PS

Extraction Method: ALPHA 23528
Extraction Date: 11/13/22 06:50

Parameter	Result	Qualifier	Units	RL	MDL	Dilution Factor
Perfluorinated Alkyl Acids by Isotope Dilution - Mansfield Lab						
Perfluorobutanoic Acid (PFBA)	50.0		ng/l	1.77	--	1
Perfluoropentanoic Acid (PFPeA)	110		ng/l	1.77	--	1
Perfluorobutanesulfonic Acid (PFBS)	12.5		ng/l	1.77	--	1
1H,1H,2H,2H-Perfluorohexanesulfonic Acid (4:2FTS)	ND		ng/l	1.77	--	1
Perfluorohexanoic Acid (PFHxA)	162		ng/l	1.77	--	1
Perfluoropentanesulfonic Acid (PFPeS)	ND		ng/l	1.77	--	1
Perfluoroheptanoic Acid (PFHpA)	170		ng/l	1.77	--	1
Perfluorohexanesulfonic Acid (PFHxS)	4.22		ng/l	1.77	--	1
Perfluorooctanoic Acid (PFOA)	208		ng/l	1.77	--	1
1H,1H,2H,2H-Perfluorooctanesulfonic Acid (6:2FTS)	ND		ng/l	1.77	--	1
Perfluoroheptanesulfonic Acid (PFHpS)	ND		ng/l	1.77	--	1
Perfluorononanoic Acid (PFNA)	5.32		ng/l	1.77	--	1
Perfluorooctanesulfonic Acid (PFOS)	1.97	F	ng/l	1.77	--	1
Perfluorodecanoic Acid (PFDA)	ND		ng/l	1.77	--	1
1H,1H,2H,2H-Perfluorodecanesulfonic Acid (8:2FTS)	ND		ng/l	1.77	--	1
Perfluorononanesulfonic Acid (PFNS)	ND		ng/l	1.77	--	1
N-Methyl Perfluorooctanesulfonamidoacetic Acid (NMeFOSAA)	ND		ng/l	1.77	--	1
Perfluoroundecanoic Acid (PFUnA)	ND		ng/l	1.77	--	1
Perfluorodecanesulfonic Acid (PFDS)	ND		ng/l	1.77	--	1
N-Ethyl Perfluorooctanesulfonamidoacetic Acid (NEtFOSAA)	ND		ng/l	1.77	--	1
Perfluorododecanoic Acid (PFDoA)	ND		ng/l	1.77	--	1
Perfluorotridecanoic Acid (PFTrDA)	ND		ng/l	1.77	--	1
Perfluorotetradecanoic Acid (PFTA)	ND		ng/l	1.77	--	1
2,3,3,3-Tetrafluoro-2-[1,1,2,2,3,3,3-Heptafluoropropoxy]-Propanoic Acid (HFPO-DA)	ND		ng/l	44.2	--	1
4,8-Dioxa-3h-Perfluorononanoic Acid (ADONA)	ND		ng/l	1.77	--	1
Perfluorohexadecanoic Acid (PFHxDA)	ND		ng/l	3.54	--	1
Perfluorooctadecanoic Acid (PFODA)	ND		ng/l	3.54	--	1

Project Name: TROY MILLS LANDFILL SUPERFUND **Lab Number:** L2262295

Project Number: 04.0190987.33 **Report Date:** 12/13/22

SAMPLE RESULTS

Lab ID: L2262295-02 Date Collected: 11/01/22 14:40

Client ID: TRY_M-7 Date Received: 11/04/22

Sample Location: TROY, NH Field Prep: Not Specified

Sample Depth:

Parameter	Result	Qualifier	Units	RL	MDL	Dilution Factor
Perfluorinated Alkyl Acids by Isotope Dilution - Mansfield Lab						
Perfluorododecane Sulfonic Acid (PFDoDS)	ND		ng/l	1.77	--	1
1H,1H,2H,2H-Perfluorododecanesulfonic Acid (10:2FTS)	ND		ng/l	4.42	--	1
9-Chlorohexadecafluoro-3-Oxanone-1-Sulfonic Acid (9Cl-PF3ONS)	ND		ng/l	1.77	--	1
11-Chloroeicosafluoro-3-Oxaundecane-1-Sulfonic Acid (11Cl-PF3OUdS)	ND		ng/l	1.77	--	1
Perfluoro-3-Methoxypropanoic Acid (PFMPA)	ND		ng/l	1.77	--	1
Perfluoro-4-Methoxybutanoic Acid (PFMBA)	ND		ng/l	1.77	--	1
Perfluoro(2-Ethoxyethane)Sulfonic Acid (PFEESA)	ND		ng/l	1.77	--	1
Nonafluoro-3,6-Dioxaheptanoic Acid (NFDHA)	ND		ng/l	1.77	--	1

Surrogate (Extracted Internal Standard)	% Recovery	Qualifier	Acceptance Criteria
Perfluoro[13C4]Butanoic Acid (MPFBA)	86		58-132
Perfluoro[13C5]Pentanoic Acid (M5PFPEA)	81		62-163
Perfluoro[2,3,4-13C3]Butanesulfonic Acid (M3PFBS)	76		70-131
1H,1H,2H,2H-Perfluoro[1,2-13C2]Hexanesulfonic Acid (M2-4:2FTS)	132		12-142
Perfluoro[1,2,3,4,6-13C5]Hexanoic Acid (M5PFHxA)	72		57-129
Perfluoro[1,2,3,4-13C4]Heptanoic Acid (M4PFHpA)	75		60-129
Perfluoro[1,2,3-13C3]Hexanesulfonic Acid (M3PFHxS)	84		71-134
Perfluoro[13C8]Octanoic Acid (M8PFOA)	83		62-129
1H,1H,2H,2H-Perfluoro[1,2-13C2]Octanesulfonic Acid (M2-6:2FTS)	145		14-147
Perfluoro[13C9]Nonanoic Acid (M9PFNA)	79		59-139
Perfluoro[13C8]Octanesulfonic Acid (M8PFOS)	86		69-131
Perfluoro[1,2,3,4,5,6-13C6]Decanoic Acid (M6PFDA)	82		62-124
1H,1H,2H,2H-Perfluoro[1,2-13C2]Decanesulfonic Acid (M2-8:2FTS)	127		10-162
N-Deuteriomethylperfluoro-1-octanesulfonamidoacetic Acid (d3-NMeFOSAA)	73		24-116
Perfluoro[1,2,3,4,5,6,7-13C7]Undecanoic Acid (M7-PFUDA)	94		55-137
N-Deuterioethylperfluoro-1-octanesulfonamidoacetic Acid (d5-NEtFOSAA)	60		27-126
Perfluoro[1,2-13C2]Dodecanoic Acid (MPFDOA)	92		48-131
Perfluoro[1,2-13C2]Tetradecanoic Acid (M2PFTEDA)	63		22-136
2,3,3,3-Tetrafluoro-2-[1,1,2,2,3,3,3-Heptafluoropropoxy]-13C3-Propanoic Acid (M3HFPO-DA)	101		10-165
Perfluoro[13C2]Hexadecanoic Acid (M2PFHxDA)	72		10-206
1H,1H,2H,2H-Perfluorododecane Sulfonate (M2D4-10:2FTS)	130		50-150

Project Name: TROY MILLS LANDFILL SUPERFUND **Lab Number:** L2262295

Project Number: 04.0190987.33 **Report Date:** 12/13/22

SAMPLE RESULTS

Lab ID: L2262295-02
Client ID: TRY_M-7
Sample Location: TROY, NH

Date Collected: 11/01/22 14:40
Date Received: 11/04/22
Field Prep: Not Specified

Sample Depth:
Matrix: Water
Analytical Method: 134,LCMSMS-ID
Analytical Date: 12/08/22 19:51
Analyst: JW

Extraction Method: ALPHA 23528
Extraction Date: 11/13/22 06:50

Parameter	Result	Qualifier	Units	RL	MDL	Dilution Factor
Perfluorinated Alkyl Acids by Isotope Dilution - Mansfield Lab						
Perfluorooctanesulfonamide (FOSA)	ND		ng/l	1.77	--	1
N-Methyl Perfluorooctane Sulfonamide (NMeFOSA)	ND		ng/l	17.7	--	1
N-Ethyl Perfluorooctane Sulfonamide (NEtFOSA)	ND		ng/l	17.7	--	1
N-Methyl Perfluorooctanesulfonamido Ethanol (NMeFOSE)	ND		ng/l	44.2	--	1
N-Ethyl Perfluorooctanesulfonamido Ethanol (NEtFOSE)	ND		ng/l	44.2	--	1

Surrogate (Extracted Internal Standard)	% Recovery	Qualifier	Acceptance Criteria
Perfluoro[13C8]Octanesulfonamide (M8FOSA)	70		5-112
N-Methyl-d3-Perfluoro-1-Octanesulfonamide (d3-NMeFOSA)	61		10-161
N-Ethyl-d5-Perfluoro-1-Octanesulfonamide (d5-NEtFOSA)	61		10-160
2-(N-Methyl-d3-Perfluoro-1-Octanesulfonamido)ethan-d4-ol (d7-NMeFOSE)	72		10-189
2-(N-Ethyl-d5-Perfluoro-1-Octanesulfonamido)ethan-d4-ol (d9-NEtFOSE)	77		10-187

Project Name: TROY MILLS LANDFILL SUPERFUND **Lab Number:** L2262295

Project Number: 04.0190987.33 **Report Date:** 12/13/22

SAMPLE RESULTS

Lab ID: L2262295-03
Client ID: TRY_MW-701
Sample Location: TROY, NH

Date Collected: 11/01/22 12:10
Date Received: 11/04/22
Field Prep: Not Specified

Sample Depth:
Matrix: Water
Analytical Method: 134,LCMSMS-ID
Analytical Date: 12/08/22 19:21
Analyst: PS

Extraction Method: ALPHA 23528
Extraction Date: 11/13/22 06:50

Parameter	Result	Qualifier	Units	RL	MDL	Dilution Factor
Perfluorinated Alkyl Acids by Isotope Dilution - Mansfield Lab						
Perfluorobutanoic Acid (PFBA)	ND		ng/l	1.85	--	1
Perfluoropentanoic Acid (PFPeA)	ND		ng/l	1.85	--	1
Perfluorobutanesulfonic Acid (PFBS)	ND		ng/l	1.85	--	1
1H,1H,2H,2H-Perfluorohexanesulfonic Acid (4:2FTS)	ND		ng/l	1.85	--	1
Perfluorohexanoic Acid (PFHxA)	ND		ng/l	1.85	--	1
Perfluoropentanesulfonic Acid (PFPeS)	ND		ng/l	1.85	--	1
Perfluoroheptanoic Acid (PFHpA)	ND		ng/l	1.85	--	1
Perfluorohexanesulfonic Acid (PFHxS)	ND		ng/l	1.85	--	1
Perfluorooctanoic Acid (PFOA)	ND		ng/l	1.85	--	1
1H,1H,2H,2H-Perfluorooctanesulfonic Acid (6:2FTS)	ND		ng/l	1.85	--	1
Perfluoroheptanesulfonic Acid (PFHpS)	ND		ng/l	1.85	--	1
Perfluorononanoic Acid (PFNA)	5.49		ng/l	1.85	--	1
Perfluorooctanesulfonic Acid (PFOS)	ND		ng/l	1.85	--	1
Perfluorodecanoic Acid (PFDA)	ND		ng/l	1.85	--	1
1H,1H,2H,2H-Perfluorodecanesulfonic Acid (8:2FTS)	ND		ng/l	1.85	--	1
Perfluorononanesulfonic Acid (PFNS)	ND		ng/l	1.85	--	1
N-Methyl Perfluorooctanesulfonamidoacetic Acid (NMeFOSAA)	ND		ng/l	1.85	--	1
Perfluoroundecanoic Acid (PFUnA)	ND		ng/l	1.85	--	1
Perfluorodecanesulfonic Acid (PFDS)	ND		ng/l	1.85	--	1
N-Ethyl Perfluorooctanesulfonamidoacetic Acid (NEtFOSAA)	ND		ng/l	1.85	--	1
Perfluorododecanoic Acid (PFDoA)	ND		ng/l	1.85	--	1
Perfluorotridecanoic Acid (PFTrDA)	ND		ng/l	1.85	--	1
Perfluorotetradecanoic Acid (PFTA)	ND		ng/l	1.85	--	1
2,3,3,3-Tetrafluoro-2-[1,1,2,2,3,3,3-Heptafluoropropoxy]-Propanoic Acid (HFPO-DA)	ND		ng/l	46.3	--	1
4,8-Dioxa-3h-Perfluorononanoic Acid (ADONA)	ND		ng/l	1.85	--	1
Perfluorohexadecanoic Acid (PFHxDA)	ND		ng/l	3.70	--	1
Perfluorooctadecanoic Acid (PFODA)	ND		ng/l	3.70	--	1

Project Name: TROY MILLS LANDFILL SUPERFUND **Lab Number:** L2262295

Project Number: 04.0190987.33 **Report Date:** 12/13/22

SAMPLE RESULTS

Lab ID: L2262295-03 Date Collected: 11/01/22 12:10

Client ID: TRY_MW-701 Date Received: 11/04/22

Sample Location: TROY, NH Field Prep: Not Specified

Sample Depth:

Parameter	Result	Qualifier	Units	RL	MDL	Dilution Factor
Perfluorinated Alkyl Acids by Isotope Dilution - Mansfield Lab						
Perfluorododecane Sulfonic Acid (PFDoDS)	ND		ng/l	1.85	--	1
1H,1H,2H,2H-Perfluorododecanesulfonic Acid (10:2FTS)	ND		ng/l	4.63	--	1
9-Chlorohexadecafluoro-3-Oxanone-1-Sulfonic Acid (9Cl-PF3ONS)	ND		ng/l	1.85	--	1
11-Chloroeicosafluoro-3-Oxaundecane-1-Sulfonic Acid (11Cl-PF3OUdS)	ND		ng/l	1.85	--	1
Perfluoro-3-Methoxypropanoic Acid (PFMPA)	ND		ng/l	1.85	--	1
Perfluoro-4-Methoxybutanoic Acid (PFMBA)	ND		ng/l	1.85	--	1
Perfluoro(2-Ethoxyethane)Sulfonic Acid (PFEESA)	ND		ng/l	1.85	--	1
Nonafluoro-3,6-Dioxaheptanoic Acid (NFDHA)	ND		ng/l	1.85	--	1

Surrogate (Extracted Internal Standard)	% Recovery	Qualifier	Acceptance Criteria
Perfluoro[13C4]Butanoic Acid (MPFBA)	103		58-132
Perfluoro[13C5]Pentanoic Acid (M5PFPEA)	97		62-163
Perfluoro[2,3,4-13C3]Butanesulfonic Acid (M3PFBS)	100		70-131
1H,1H,2H,2H-Perfluoro[1,2-13C2]Hexanesulfonic Acid (M2-4:2FTS)	113		12-142
Perfluoro[1,2,3,4,6-13C5]Hexanoic Acid (M5PFHxA)	97		57-129
Perfluoro[1,2,3,4-13C4]Heptanoic Acid (M4PFHpA)	95		60-129
Perfluoro[1,2,3-13C3]Hexanesulfonic Acid (M3PFHxS)	99		71-134
Perfluoro[13C8]Octanoic Acid (M8PFOA)	103		62-129
1H,1H,2H,2H-Perfluoro[1,2-13C2]Octanesulfonic Acid (M2-6:2FTS)	108		14-147
Perfluoro[13C9]Nonanoic Acid (M9PFNA)	107		59-139
Perfluoro[13C8]Octanesulfonic Acid (M8PFOS)	109		69-131
Perfluoro[1,2,3,4,5,6-13C6]Decanoic Acid (M6PFDA)	104		62-124
1H,1H,2H,2H-Perfluoro[1,2-13C2]Decanesulfonic Acid (M2-8:2FTS)	134		10-162
N-Deuteriomethylperfluoro-1-octanesulfonamidoacetic Acid (d3-NMeFOSAA)	90		24-116
Perfluoro[1,2,3,4,5,6,7-13C7]Undecanoic Acid (M7-PFUDA)	114		55-137
N-Deuterioethylperfluoro-1-octanesulfonamidoacetic Acid (d5-NEtFOSAA)	82		27-126
Perfluoro[1,2-13C2]Dodecanoic Acid (MPFDOA)	117		48-131
Perfluoro[1,2-13C2]Tetradecanoic Acid (M2PFTEDA)	96		22-136
2,3,3,3-Tetrafluoro-2-[1,1,2,2,3,3,3-Heptafluoropropoxy]-13C3-Propanoic Acid (M3HFPO-DA)	110		10-165
Perfluoro[13C2]Hexadecanoic Acid (M2PFHxDA)	102		10-206
1H,1H,2H,2H-Perfluorododecane Sulfonate (M2D4-10:2FTS)	**194**	Q	50-150

Project Name: TROY MILLS LANDFILL SUPERFUND **Lab Number:** L2262295

Project Number: 04.0190987.33 **Report Date:** 12/13/22

SAMPLE RESULTS

Lab ID: L2262295-03
Client ID: TRY_MW-701
Sample Location: TROY, NH

Date Collected: 11/01/22 12:10
Date Received: 11/04/22
Field Prep: Not Specified

Sample Depth:
Matrix: Water
Analytical Method: 134,LCMSMS-ID
Analytical Date: 12/08/22 20:03
Analyst: JW

Extraction Method: ALPHA 23528
Extraction Date: 11/13/22 06:50

Parameter	Result	Qualifier	Units	RL	MDL	Dilution Factor
Perfluorinated Alkyl Acids by Isotope Dilution - Mansfield Lab						
Perfluorooctanesulfonamide (FOSA)	ND		ng/l	1.85	--	1
N-Methyl Perfluorooctane Sulfonamide (NMeFOSA)	ND		ng/l	18.5	--	1
N-Ethyl Perfluorooctane Sulfonamide (NEtFOSA)	ND		ng/l	18.5	--	1
N-Methyl Perfluorooctanesulfonamido Ethanol (NMeFOSE)	ND		ng/l	46.3	--	1
N-Ethyl Perfluorooctanesulfonamido Ethanol (NEtFOSE)	ND		ng/l	46.3	--	1

Surrogate (Extracted Internal Standard)	% Recovery	Qualifier	Acceptance Criteria
Perfluoro[13C8]Octanesulfonamide (M8FOSA)	73		5-112
N-Methyl-d3-Perfluoro-1-Octanesulfonamide (d3-NMeFOSA)	63		10-161
N-Ethyl-d5-Perfluoro-1-Octanesulfonamide (d5-NEtFOSA)	66		10-160
2-(N-Methyl-d3-Perfluoro-1-Octanesulfonamido)ethan-d4-ol (d7-NMeFOSE)	80		10-189
2-(N-Ethyl-d5-Perfluoro-1-Octanesulfonamido)ethan-d4-ol (d9-NEtFOSE)	82		10-187

Project Name: TROY MILLS LANDFILL SUPERFUND **Lab Number:** L2262295

Project Number: 04.0190987.33 **Report Date:** 12/13/22

SAMPLE RESULTS

Lab ID: L2262295-04
Client ID: TRY_M-508X
Sample Location: TROY, NH

Date Collected: 11/01/22 14:25
Date Received: 11/04/22
Field Prep: Not Specified

Sample Depth:
Matrix: Water
Analytical Method: 134,LCMSMS-ID
Analytical Date: 12/08/22 19:38
Analyst: PS

Extraction Method: ALPHA 23528
Extraction Date: 11/13/22 06:50

Parameter	Result	Qualifier	Units	RL	MDL	Dilution Factor
Perfluorinated Alkyl Acids by Isotope Dilution - Mansfield Lab						
Perfluorobutanoic Acid (PFBA)	ND		ng/l	1.95	--	1
Perfluoropentanoic Acid (PFPeA)	ND		ng/l	1.95	--	1
Perfluorobutanesulfonic Acid (PFBS)	ND		ng/l	1.95	--	1
1H,1H,2H,2H-Perfluorohexanesulfonic Acid (4:2FTS)	ND		ng/l	1.95	--	1
Perfluorohexanoic Acid (PFHxA)	ND		ng/l	1.95	--	1
Perfluoropentanesulfonic Acid (PFPeS)	ND		ng/l	1.95	--	1
Perfluoroheptanoic Acid (PFHpA)	ND		ng/l	1.95	--	1
Perfluorohexanesulfonic Acid (PFHxS)	ND		ng/l	1.95	--	1
Perfluorooctanoic Acid (PFOA)	ND		ng/l	1.95	--	1
1H,1H,2H,2H-Perfluorooctanesulfonic Acid (6:2FTS)	ND		ng/l	1.95	--	1
Perfluoroheptanesulfonic Acid (PFHpS)	ND		ng/l	1.95	--	1
Perfluorononanoic Acid (PFNA)	ND		ng/l	1.95	--	1
Perfluorooctanesulfonic Acid (PFOS)	ND		ng/l	1.95	--	1
Perfluorodecanoic Acid (PFDA)	ND		ng/l	1.95	--	1
1H,1H,2H,2H-Perfluorodecanesulfonic Acid (8:2FTS)	ND		ng/l	1.95	--	1
Perfluorononanesulfonic Acid (PFNS)	ND		ng/l	1.95	--	1
N-Methyl Perfluorooctanesulfonamidoacetic Acid (NMeFOSAA)	ND		ng/l	1.95	--	1
Perfluoroundecanoic Acid (PFUnA)	ND		ng/l	1.95	--	1
Perfluorodecanesulfonic Acid (PFDS)	ND		ng/l	1.95	--	1
N-Ethyl Perfluorooctanesulfonamidoacetic Acid (NEtFOSAA)	ND		ng/l	1.95	--	1
Perfluorododecanoic Acid (PFDoA)	ND		ng/l	1.95	--	1
Perfluorotridecanoic Acid (PFTrDA)	ND		ng/l	1.95	--	1
Perfluorotetradecanoic Acid (PFTA)	ND		ng/l	1.95	--	1
2,3,3,3-Tetrafluoro-2-[1,1,2,2,3,3,3-Heptafluoropropoxy]-Propanoic Acid (HFPO-DA)	ND		ng/l	48.8	--	1
4,8-Dioxa-3h-Perfluorononanoic Acid (ADONA)	ND		ng/l	1.95	--	1
Perfluorohexadecanoic Acid (PFHxDA)	ND		ng/l	3.90	--	1
Perfluorooctadecanoic Acid (PFODA)	ND		ng/l	3.90	--	1

Project Name: TROY MILLS LANDFILL SUPERFUND **Lab Number:** L2262295

Project Number: 04.0190987.33 **Report Date:** 12/13/22

SAMPLE RESULTS

Lab ID: L2262295-04 Date Collected: 11/01/22 14:25

Client ID: TRY_M-508X Date Received: 11/04/22

Sample Location: TROY, NH Field Prep: Not Specified

Sample Depth:

Parameter	Result	Qualifier	Units	RL	MDL	Dilution Factor
Perfluorinated Alkyl Acids by Isotope Dilution - Mansfield Lab						
Perfluorododecane Sulfonic Acid (PFDoDS)	ND		ng/l	1.95	--	1
1H,1H,2H,2H-Perfluorododecanesulfonic Acid (10:2FTS)	ND		ng/l	4.88	--	1
9-Chlorohexadecafluoro-3-Oxanone-1-Sulfonic Acid (9Cl-PF3ONS)	ND		ng/l	1.95	--	1
11-Chloroeicosafluoro-3-Oxaundecane-1-Sulfonic Acid (11Cl-PF3OUdS)	ND		ng/l	1.95	--	1
Perfluoro-3-Methoxypropanoic Acid (PFMPA)	ND		ng/l	1.95	--	1
Perfluoro-4-Methoxybutanoic Acid (PFMBA)	ND		ng/l	1.95	--	1
Perfluoro(2-Ethoxyethane)Sulfonic Acid (PFEESA)	ND		ng/l	1.95	--	1
Nonafluoro-3,6-Dioxaheptanoic Acid (NFDHA)	ND		ng/l	1.95	--	1

Surrogate (Extracted Internal Standard)	% Recovery	Qualifier	Acceptance Criteria
Perfluoro[13C4]Butanoic Acid (MPFBA)	96		58-132
Perfluoro[13C5]Pentanoic Acid (M5PFPEA)	91		62-163
Perfluoro[2,3,4-13C3]Butanesulfonic Acid (M3PFBS)	97		70-131
1H,1H,2H,2H-Perfluoro[1,2-13C2]Hexanesulfonic Acid (M2-4:2FTS)	108		12-142
Perfluoro[1,2,3,4,6-13C5]Hexanoic Acid (M5PFHxA)	89		57-129
Perfluoro[1,2,3,4-13C4]Heptanoic Acid (M4PFHpA)	90		60-129
Perfluoro[1,2,3-13C3]Hexanesulfonic Acid (M3PFHxS)	97		71-134
Perfluoro[13C8]Octanoic Acid (M8PFOA)	97		62-129
1H,1H,2H,2H-Perfluoro[1,2-13C2]Octanesulfonic Acid (M2-6:2FTS)	96		14-147
Perfluoro[13C9]Nonanoic Acid (M9PFNA)	92		59-139
Perfluoro[13C8]Octanesulfonic Acid (M8PFOS)	99		69-131
Perfluoro[1,2,3,4,5,6-13C6]Decanoic Acid (M6PFDA)	87		62-124
1H,1H,2H,2H-Perfluoro[1,2-13C2]Decanesulfonic Acid (M2-8:2FTS)	106		10-162
N-Deuteriomethylperfluoro-1-octanesulfonamidoacetic Acid (d3-NMeFOSAA)	64		24-116
Perfluoro[1,2,3,4,5,6,7-13C7]Undecanoic Acid (M7-PFUDA)	99		55-137
N-Deuterioethylperfluoro-1-octanesulfonamidoacetic Acid (d5-NEtFOSAA)	76		27-126
Perfluoro[1,2-13C2]Dodecanoic Acid (MPFDOA)	102		48-131
Perfluoro[1,2-13C2]Tetradecanoic Acid (M2PFTEDA)	84		22-136
2,3,3,3-Tetrafluoro-2-[1,1,2,2,3,3,3-Heptafluoropropoxy]-13C3-Propanoic Acid (M3HFPO-DA)	106		10-165
Perfluoro[13C2]Hexadecanoic Acid (M2PFHxDA)	78		10-206
1H,1H,2H,2H-Perfluorododecane Sulfonate (M2D4-10:2FTS)	**166**	Q	50-150

Project Name: TROY MILLS LANDFILL SUPERFUND **Lab Number:** L2262295

Project Number: 04.0190987.33 **Report Date:** 12/13/22

SAMPLE RESULTS

Lab ID: L2262295-04
Client ID: TRY_M-508X
Sample Location: TROY, NH

Date Collected: 11/01/22 14:25
Date Received: 11/04/22
Field Prep: Not Specified

Sample Depth:
Matrix: Water
Analytical Method: 134,LCMSMS-ID
Analytical Date: 12/08/22 20:09
Analyst: JW

Extraction Method: ALPHA 23528
Extraction Date: 11/13/22 06:50

Parameter	Result	Qualifier	Units	RL	MDL	Dilution Factor
Perfluorinated Alkyl Acids by Isotope Dilution - Mansfield Lab						
Perfluorooctanesulfonamide (FOSA)	ND		ng/l	1.95	--	1
N-Methyl Perfluorooctane Sulfonamide (NMeFOSA)	ND		ng/l	19.5	--	1
N-Ethyl Perfluorooctane Sulfonamide (NEtFOSA)	ND		ng/l	19.5	--	1
N-Methyl Perfluorooctanesulfonamido Ethanol (NMeFOSE)	ND		ng/l	48.8	--	1
N-Ethyl Perfluorooctanesulfonamido Ethanol (NEtFOSE)	ND		ng/l	48.8	--	1

Surrogate (Extracted Internal Standard)	% Recovery	Qualifier	Acceptance Criteria
Perfluoro[13C8]Octanesulfonamide (M8FOSA)	65		5-112
N-Methyl-d3-Perfluoro-1-Octanesulfonamide (d3-NMeFOSA)	57		10-161
N-Ethyl-d5-Perfluoro-1-Octanesulfonamide (d5-NEtFOSA)	58		10-160
2-(N-Methyl-d3-Perfluoro-1-Octanesulfonamido)ethan-d4-ol (d7-NMeFOSE)	67		10-189
2-(N-Ethyl-d5-Perfluoro-1-Octanesulfonamido)ethan-d4-ol (d9-NEtFOSE)	67		10-187

Project Name: TROY MILLS LANDFILL SUPERFUND **Lab Number:** L2262295

Project Number: 04.0190987.33 **Report Date:** 12/13/22

SAMPLE RESULTS

Lab ID: L2262295-05
Client ID: FIELD BLANK-DYRNESS
Sample Location: TROY, NH

Date Collected: 11/01/22 12:05
Date Received: 11/04/22
Field Prep: Not Specified

Sample Depth:
Matrix: Water
Analytical Method: 134,LCMSMS-ID
Analytical Date: 12/08/22 19:55
Analyst: PS

Extraction Method: ALPHA 23528
Extraction Date: 11/13/22 06:50

Parameter	Result	Qualifier	Units	RL	MDL	Dilution Factor
Perfluorinated Alkyl Acids by Isotope Dilution - Mansfield Lab						
Perfluorobutanoic Acid (PFBA)	ND		ng/l	1.76	--	1
Perfluoropentanoic Acid (PFPeA)	ND		ng/l	1.76	--	1
Perfluorobutanesulfonic Acid (PFBS)	ND		ng/l	1.76	--	1
1H,1H,2H,2H-Perfluorohexanesulfonic Acid (4:2FTS)	ND		ng/l	1.76	--	1
Perfluorohexanoic Acid (PFHxA)	ND		ng/l	1.76	--	1
Perfluoropentanesulfonic Acid (PFPeS)	ND		ng/l	1.76	--	1
Perfluoroheptanoic Acid (PFHpA)	ND		ng/l	1.76	--	1
Perfluorohexanesulfonic Acid (PFHxS)	ND		ng/l	1.76	--	1
Perfluorooctanoic Acid (PFOA)	ND		ng/l	1.76	--	1
1H,1H,2H,2H-Perfluorooctanesulfonic Acid (6:2FTS)	ND		ng/l	1.76	--	1
Perfluoroheptanesulfonic Acid (PFHpS)	ND		ng/l	1.76	--	1
Perfluorononanoic Acid (PFNA)	ND		ng/l	1.76	--	1
Perfluorooctanesulfonic Acid (PFOS)	ND		ng/l	1.76	--	1
Perfluorodecanoic Acid (PFDA)	ND		ng/l	1.76	--	1
1H,1H,2H,2H-Perfluorodecanesulfonic Acid (8:2FTS)	ND		ng/l	1.76	--	1
Perfluorononanesulfonic Acid (PFNS)	ND		ng/l	1.76	--	1
N-Methyl Perfluorooctanesulfonamidoacetic Acid (NMeFOSAA)	ND		ng/l	1.76	--	1
Perfluoroundecanoic Acid (PFUnA)	ND		ng/l	1.76	--	1
Perfluorodecanesulfonic Acid (PFDS)	ND		ng/l	1.76	--	1
N-Ethyl Perfluorooctanesulfonamidoacetic Acid (NEtFOSAA)	ND		ng/l	1.76	--	1
Perfluorododecanoic Acid (PFDoA)	ND		ng/l	1.76	--	1
Perfluorotridecanoic Acid (PFTrDA)	ND		ng/l	1.76	--	1
Perfluorotetradecanoic Acid (PFTA)	ND		ng/l	1.76	--	1
2,3,3,3-Tetrafluoro-2-[1,1,2,2,3,3,3-Heptafluoropropoxy]-Propanoic Acid (HFPO-DA)	ND		ng/l	44.1	--	1
4,8-Dioxa-3h-Perfluorononanoic Acid (ADONA)	ND		ng/l	1.76	--	1
Perfluorohexadecanoic Acid (PFHxDA)	ND		ng/l	3.53	--	1
Perfluorooctadecanoic Acid (PFODA)	ND		ng/l	3.53	--	1

Project Name: TROY MILLS LANDFILL SUPERFUND **Lab Number:** L2262295

Project Number: 04.0190987.33 **Report Date:** 12/13/22

SAMPLE RESULTS

Lab ID: L2262295-05 Date Collected: 11/01/22 12:05

Client ID: FIELD BLANK-DYRNESS Date Received: 11/04/22

Sample Location: TROY, NH Field Prep: Not Specified

Sample Depth:

Parameter	Result	Qualifier	Units	RL	MDL	Dilution Factor
Perfluorinated Alkyl Acids by Isotope Dilution - Mansfield Lab						
Perfluorododecane Sulfonic Acid (PFDoDS)	ND		ng/l	1.76	--	1
1H,1H,2H,2H-Perfluorododecanesulfonic Acid (10:2FTS)	ND		ng/l	4.41	--	1
9-Chlorohexadecafluoro-3-Oxanone-1-Sulfonic Acid (9Cl-PF3ONS)	ND		ng/l	1.76	--	1
11-Chloroeicosafluoro-3-Oxaundecane-1-Sulfonic Acid (11Cl-PF3OUdS)	ND		ng/l	1.76	--	1
Perfluoro-3-Methoxypropanoic Acid (PFMPA)	ND		ng/l	1.76	--	1
Perfluoro-4-Methoxybutanoic Acid (PFMBA)	ND		ng/l	1.76	--	1
Perfluoro(2-Ethoxyethane)Sulfonic Acid (PFEESA)	ND		ng/l	1.76	--	1
Nonafluoro-3,6-Dioxaheptanoic Acid (NFDHA)	ND		ng/l	1.76	--	1

Surrogate (Extracted Internal Standard)	% Recovery	Qualifier	Acceptance Criteria
Perfluoro[13C4]Butanoic Acid (MPFBA)	104		58-132
Perfluoro[13C5]Pentanoic Acid (M5PFPEA)	106		62-163
Perfluoro[2,3,4-13C3]Butanesulfonic Acid (M3PFBS)	101		70-131
1H,1H,2H,2H-Perfluoro[1,2-13C2]Hexanesulfonic Acid (M2-4:2FTS)	103		12-142
Perfluoro[1,2,3,4,6-13C5]Hexanoic Acid (M5PFHxA)	102		57-129
Perfluoro[1,2,3,4-13C4]Heptanoic Acid (M4PFHpA)	101		60-129
Perfluoro[1,2,3-13C3]Hexanesulfonic Acid (M3PFHxS)	100		71-134
Perfluoro[13C8]Octanoic Acid (M8PFOA)	107		62-129
1H,1H,2H,2H-Perfluoro[1,2-13C2]Octanesulfonic Acid (M2-6:2FTS)	104		14-147
Perfluoro[13C9]Nonanoic Acid (M9PFNA)	106		59-139
Perfluoro[13C8]Octanesulfonic Acid (M8PFOS)	113		69-131
Perfluoro[1,2,3,4,5,6-13C6]Decanoic Acid (M6PFDA)	102		62-124
1H,1H,2H,2H-Perfluoro[1,2-13C2]Decanesulfonic Acid (M2-8:2FTS)	118		10-162
N-Deuteriomethylperfluoro-1-octanesulfonamidoacetic Acid (d3-NMeFOSAA)	89		24-116
Perfluoro[1,2,3,4,5,6,7-13C7]Undecanoic Acid (M7-PFUDA)	106		55-137
N-Deuterioethylperfluoro-1-octanesulfonamidoacetic Acid (d5-NEtFOSAA)	92		27-126
Perfluoro[1,2-13C2]Dodecanoic Acid (MPFDOA)	121		48-131
Perfluoro[1,2-13C2]Tetradecanoic Acid (M2PFTEDA)	107		22-136
2,3,3,3-Tetrafluoro-2-[1,1,2,2,3,3,3-Heptafluoropropoxy]-13C3-Propanoic Acid (M3HFPO-DA)	105		10-165
Perfluoro[13C2]Hexadecanoic Acid (M2PFHxDA)	118		10-206
1H,1H,2H,2H-Perfluorododecane Sulfonate (M2D4-10:2FTS)	**232**	Q	50-150

Project Name: TROY MILLS LANDFILL SUPERFUND **Lab Number:** L2262295

Project Number: 04.0190987.33 **Report Date:** 12/13/22

SAMPLE RESULTS

Lab ID: L2262295-05
Client ID: FIELD BLANK-DYRNESS
Sample Location: TROY, NH

Date Collected: 11/01/22 12:05
Date Received: 11/04/22
Field Prep: Not Specified

Sample Depth:
Matrix: Water
Analytical Method: 134,LCMSMS-ID
Analytical Date: 12/08/22 20:16
Analyst: JW

Extraction Method: ALPHA 23528
Extraction Date: 11/13/22 06:50

Parameter	Result	Qualifier	Units	RL	MDL	Dilution Factor
Perfluorinated Alkyl Acids by Isotope Dilution - Mansfield Lab						
Perfluorooctanesulfonamide (FOSA)	ND		ng/l	1.76	--	1
N-Methyl Perfluorooctane Sulfonamide (NMeFOSA)	ND		ng/l	17.6	--	1
N-Ethyl Perfluorooctane Sulfonamide (NEtFOSA)	ND		ng/l	17.6	--	1
N-Methyl Perfluorooctanesulfonamido Ethanol (NMeFOSE)	ND		ng/l	44.1	--	1
N-Ethyl Perfluorooctanesulfonamido Ethanol (NEtFOSE)	ND		ng/l	44.1	--	1

Surrogate (Extracted Internal Standard)	% Recovery	Qualifier	Acceptance Criteria
Perfluoro[13C8]Octanesulfonamide (M8FOSA)	70		5-112
N-Methyl-d3-Perfluoro-1-Octanesulfonamide (d3-NMeFOSA)	60		10-161
N-Ethyl-d5-Perfluoro-1-Octanesulfonamide (d5-NEtFOSA)	60		10-160
2-(N-Methyl-d3-Perfluoro-1-Octanesulfonamido)ethan-d4-ol (d7-NMeFOSE)	68		10-189
2-(N-Ethyl-d5-Perfluoro-1-Octanesulfonamido)ethan-d4-ol (d9-NEtFOSE)	70		10-187

Project Name: TROY MILLS LANDFILL SUPERFUND **Lab Number:** L2262295

Project Number: 04.0190987.33 **Report Date:** 12/13/22

SAMPLE RESULTS

Lab ID: L2262295-06
Client ID: FIELD BLANK-FULTON
Sample Location: TROY, NH

Date Collected: 11/01/22 12:40
Date Received: 11/04/22
Field Prep: Not Specified

Sample Depth:
Matrix: Water
Analytical Method: 134,LCMSMS-ID
Analytical Date: 12/08/22 20:11
Analyst: PS

Extraction Method: ALPHA 23528
Extraction Date: 11/13/22 06:50

Parameter	Result	Qualifier	Units	RL	MDL	Dilution Factor
Perfluorinated Alkyl Acids by Isotope Dilution - Mansfield Lab						
Perfluorobutanoic Acid (PFBA)	ND		ng/l	1.80	--	1
Perfluoropentanoic Acid (PFPeA)	ND		ng/l	1.80	--	1
Perfluorobutanesulfonic Acid (PFBS)	ND		ng/l	1.80	--	1
1H,1H,2H,2H-Perfluorohexanesulfonic Acid (4:2FTS)	ND		ng/l	1.80	--	1
Perfluorohexanoic Acid (PFHxA)	ND		ng/l	1.80	--	1
Perfluoropentanesulfonic Acid (PFPeS)	ND		ng/l	1.80	--	1
Perfluoroheptanoic Acid (PFHpA)	ND		ng/l	1.80	--	1
Perfluorohexanesulfonic Acid (PFHxS)	ND		ng/l	1.80	--	1
Perfluorooctanoic Acid (PFOA)	ND		ng/l	1.80	--	1
1H,1H,2H,2H-Perfluorooctanesulfonic Acid (6:2FTS)	ND		ng/l	1.80	--	1
Perfluoroheptanesulfonic Acid (PFHpS)	ND		ng/l	1.80	--	1
Perfluorononanoic Acid (PFNA)	ND		ng/l	1.80	--	1
Perfluorooctanesulfonic Acid (PFOS)	ND		ng/l	1.80	--	1
Perfluorodecanoic Acid (PFDA)	ND		ng/l	1.80	--	1
1H,1H,2H,2H-Perfluorodecanesulfonic Acid (8:2FTS)	ND		ng/l	1.80	--	1
Perfluorononanesulfonic Acid (PFNS)	ND		ng/l	1.80	--	1
N-Methyl Perfluorooctanesulfonamidoacetic Acid (NMeFOSAA)	ND		ng/l	1.80	--	1
Perfluoroundecanoic Acid (PFUnA)	ND		ng/l	1.80	--	1
Perfluorodecanesulfonic Acid (PFDS)	ND		ng/l	1.80	--	1
N-Ethyl Perfluorooctanesulfonamidoacetic Acid (NEtFOSAA)	ND		ng/l	1.80	--	1
Perfluorododecanoic Acid (PFDoA)	ND		ng/l	1.80	--	1
Perfluorotridecanoic Acid (PFTrDA)	ND		ng/l	1.80	--	1
Perfluorotetradecanoic Acid (PFTA)	ND		ng/l	1.80	--	1
2,3,3,3-Tetrafluoro-2-[1,1,2,2,3,3,3-Heptafluoropropoxy]-Propanoic Acid (HFPO-DA)	ND		ng/l	44.9	--	1
4,8-Dioxa-3h-Perfluorononanoic Acid (ADONA)	ND		ng/l	1.80	--	1
Perfluorohexadecanoic Acid (PFHxDA)	ND		ng/l	3.59	--	1
Perfluorooctadecanoic Acid (PFODA)	ND		ng/l	3.59	--	1

Project Name: TROY MILLS LANDFILL SUPERFUND **Lab Number:** L2262295

Project Number: 04.0190987.33 **Report Date:** 12/13/22

SAMPLE RESULTS

Lab ID: L2262295-06 Date Collected: 11/01/22 12:40

Client ID: FIELD BLANK-FULTON Date Received: 11/04/22

Sample Location: TROY, NH Field Prep: Not Specified

Sample Depth:

Parameter	Result	Qualifier	Units	RL	MDL	Dilution Factor
Perfluorinated Alkyl Acids by Isotope Dilution - Mansfield Lab						
Perfluorododecane Sulfonic Acid (PFDoDS)	ND		ng/l	1.80	--	1
1H,1H,2H,2H-Perfluorododecanesulfonic Acid (10:2FTS)	ND		ng/l	4.49	--	1
9-Chlorohexadecafluoro-3-Oxanone-1-Sulfonic Acid (9Cl-PF3ONS)	ND		ng/l	1.80	--	1
11-Chloroeicosafluoro-3-Oxaundecane-1-Sulfonic Acid (11Cl-PF3OUdS)	ND		ng/l	1.80	--	1
Perfluoro-3-Methoxypropanoic Acid (PFMPA)	ND		ng/l	1.80	--	1
Perfluoro-4-Methoxybutanoic Acid (PFMBA)	ND		ng/l	1.80	--	1
Perfluoro(2-Ethoxyethane)Sulfonic Acid (PFEESA)	ND		ng/l	1.80	--	1
Nonafluoro-3,6-Dioxaheptanoic Acid (NFDHA)	ND		ng/l	1.80	--	1

Surrogate (Extracted Internal Standard)	% Recovery	Qualifier	Acceptance Criteria
Perfluoro[13C4]Butanoic Acid (MPFBA)	105		58-132
Perfluoro[13C5]Pentanoic Acid (M5PFPEA)	105		62-163
Perfluoro[2,3,4-13C3]Butanesulfonic Acid (M3PFBS)	102		70-131
1H,1H,2H,2H-Perfluoro[1,2-13C2]Hexanesulfonic Acid (M2-4:2FTS)	108		12-142
Perfluoro[1,2,3,4,6-13C5]Hexanoic Acid (M5PFHxA)	104		57-129
Perfluoro[1,2,3,4-13C4]Heptanoic Acid (M4PFHpA)	99		60-129
Perfluoro[1,2,3-13C3]Hexanesulfonic Acid (M3PFHxS)	103		71-134
Perfluoro[13C8]Octanoic Acid (M8PFOA)	108		62-129
1H,1H,2H,2H-Perfluoro[1,2-13C2]Octanesulfonic Acid (M2-6:2FTS)	97		14-147
Perfluoro[13C9]Nonanoic Acid (M9PFNA)	106		59-139
Perfluoro[13C8]Octanesulfonic Acid (M8PFOS)	103		69-131
Perfluoro[1,2,3,4,5,6-13C6]Decanoic Acid (M6PFDA)	98		62-124
1H,1H,2H,2H-Perfluoro[1,2-13C2]Decanesulfonic Acid (M2-8:2FTS)	122		10-162
N-Deuteriomethylperfluoro-1-octanesulfonamidoacetic Acid (d3-NMeFOSAA)	92		24-116
Perfluoro[1,2,3,4,5,6,7-13C7]Undecanoic Acid (M7-PFUDA)	117		55-137
N-Deuterioethylperfluoro-1-octanesulfonamidoacetic Acid (d5-NEtFOSAA)	98		27-126
Perfluoro[1,2-13C2]Dodecanoic Acid (MPFDOA)	123		48-131
Perfluoro[1,2-13C2]Tetradecanoic Acid (M2PFTEDA)	106		22-136
2,3,3,3-Tetrafluoro-2-[1,1,2,2,3,3,3-Heptafluoropropoxy]-13C3-Propanoic Acid (M3HFPO-DA)	120		10-165
Perfluoro[13C2]Hexadecanoic Acid (M2PFHxDA)	119		10-206
1H,1H,2H,2H-Perfluorododecane Sulfonate (M2D4-10:2FTS)	**236**	Q	50-150

Project Name: TROY MILLS LANDFILL SUPERFUND **Lab Number:** L2262295

Project Number: 04.0190987.33 **Report Date:** 12/13/22

SAMPLE RESULTS

Lab ID: L2262295-06
Client ID: FIELD BLANK-FULTON
Sample Location: TROY, NH

Date Collected: 11/01/22 12:40
Date Received: 11/04/22
Field Prep: Not Specified

Sample Depth:
Matrix: Water
Analytical Method: 134,LCMSMS-ID
Analytical Date: 12/08/22 20:22
Analyst: JW

Extraction Method: ALPHA 23528
Extraction Date: 11/13/22 06:50

Parameter	Result	Qualifier	Units	RL	MDL	Dilution Factor
Perfluorinated Alkyl Acids by Isotope Dilution - Mansfield Lab						
Perfluorooctanesulfonamide (FOSA)	ND		ng/l	1.80	--	1
N-Methyl Perfluorooctane Sulfonamide (NMeFOSA)	ND		ng/l	18.0	--	1
N-Ethyl Perfluorooctane Sulfonamide (NEtFOSA)	ND		ng/l	18.0	--	1
N-Methyl Perfluorooctanesulfonamido Ethanol (NMeFOSE)	ND		ng/l	44.9	--	1
N-Ethyl Perfluorooctanesulfonamido Ethanol (NEtFOSE)	ND		ng/l	44.9	--	1

Surrogate (Extracted Internal Standard)	% Recovery	Qualifier	Acceptance Criteria
Perfluoro[13C8]Octanesulfonamide (M8FOSA)	72		5-112
N-Methyl-d3-Perfluoro-1-Octanesulfonamide (d3-NMeFOSA)	59		10-161
N-Ethyl-d5-Perfluoro-1-Octanesulfonamide (d5-NEtFOSA)	64		10-160
2-(N-Methyl-d3-Perfluoro-1-Octanesulfonamido)ethan-d4-ol (d7-NMeFOSE)	74		10-189
2-(N-Ethyl-d5-Perfluoro-1-Octanesulfonamido)ethan-d4-ol (d9-NEtFOSE)	78		10-187

Project Name: TROY MILLS LANDFILL SUPERFUND **Lab Number:** L2262295

Project Number: 04.0190987.33 **Report Date:** 12/13/22

SAMPLE RESULTS

Lab ID: L2262295-07
Client ID: TRY_MW-C6S
Sample Location: TROY, NH

Date Collected: 11/02/22 12:25
Date Received: 11/04/22
Field Prep: Not Specified

Sample Depth:
Matrix: Water
Analytical Method: 134,LCMSMS-ID
Analytical Date: 12/08/22 20:28
Analyst: PS

Extraction Method: ALPHA 23528
Extraction Date: 11/13/22 06:50

Parameter	Result	Qualifier	Units	RL	MDL	Dilution Factor
Perfluorinated Alkyl Acids by Isotope Dilution - Mansfield Lab						
Perfluorobutanoic Acid (PFBA)	63.8		ng/l	1.95	--	1
Perfluoropentanoic Acid (PFPeA)	129		ng/l	1.95	--	1
Perfluorobutanesulfonic Acid (PFBS)	9.86		ng/l	1.95	--	1
1H,1H,2H,2H-Perfluorohexanesulfonic Acid (4:2FTS)	ND		ng/l	1.95	--	1
Perfluorohexanoic Acid (PFHxA)	137		ng/l	1.95	--	1
Perfluoropentanesulfonic Acid (PFPeS)	1.95		ng/l	1.95	--	1
Perfluoroheptanoic Acid (PFHpA)	202		ng/l	1.95	--	1
Perfluorohexanesulfonic Acid (PFHxS)	10.7		ng/l	1.95	--	1
Perfluorooctanoic Acid (PFOA)	374		ng/l	1.95	--	1
1H,1H,2H,2H-Perfluorooctanesulfonic Acid (6:2FTS)	ND		ng/l	1.95	--	1
Perfluoroheptanesulfonic Acid (PFHpS)	ND		ng/l	1.95	--	1
Perfluorononanoic Acid (PFNA)	27.7		ng/l	1.95	--	1
Perfluorooctanesulfonic Acid (PFOS)	8.42		ng/l	1.95	--	1
Perfluorodecanoic Acid (PFDA)	2.58	F	ng/l	1.95	--	1
1H,1H,2H,2H-Perfluorodecanesulfonic Acid (8:2FTS)	ND		ng/l	1.95	--	1
Perfluorononanesulfonic Acid (PFNS)	ND		ng/l	1.95	--	1
N-Methyl Perfluorooctanesulfonamidoacetic Acid (NMeFOSAA)	ND		ng/l	1.95	--	1
Perfluoroundecanoic Acid (PFUnA)	ND		ng/l	1.95	--	1
Perfluorodecanesulfonic Acid (PFDS)	ND		ng/l	1.95	--	1
N-Ethyl Perfluorooctanesulfonamidoacetic Acid (NEtFOSAA)	ND		ng/l	1.95	--	1
Perfluorododecanoic Acid (PFDoA)	ND		ng/l	1.95	--	1
Perfluorotridecanoic Acid (PFTrDA)	ND		ng/l	1.95	--	1
Perfluorotetradecanoic Acid (PFTA)	ND		ng/l	1.95	--	1
2,3,3,3-Tetrafluoro-2-[1,1,2,2,3,3,3-Heptafluoropropoxy]-Propanoic Acid (HFPO-DA)	ND		ng/l	48.7	--	1
4,8-Dioxa-3h-Perfluorononanoic Acid (ADONA)	ND		ng/l	1.95	--	1
Perfluorohexadecanoic Acid (PFHxDA)	ND		ng/l	3.90	--	1
Perfluorooctadecanoic Acid (PFODA)	ND		ng/l	3.90	--	1

Project Name: TROY MILLS LANDFILL SUPERFUND **Lab Number:** L2262295

Project Number: 04.0190987.33 **Report Date:** 12/13/22

SAMPLE RESULTS

Lab ID: L2262295-07 Date Collected: 11/02/22 12:25

Client ID: TRY_MW-C6S Date Received: 11/04/22

Sample Location: TROY, NH Field Prep: Not Specified

Sample Depth:

Parameter	Result	Qualifier	Units	RL	MDL	Dilution Factor
Perfluorinated Alkyl Acids by Isotope Dilution - Mansfield Lab						
Perfluorododecane Sulfonic Acid (PFDoDS)	ND		ng/l	1.95	--	1
1H,1H,2H,2H-Perfluorododecanesulfonic Acid (10:2FTS)	ND		ng/l	4.87	--	1
9-Chlorohexadecafluoro-3-Oxanone-1-Sulfonic Acid (9Cl-PF3ONS)	ND		ng/l	1.95	--	1
11-Chloroeicosafluoro-3-Oxaundecane-1-Sulfonic Acid (11Cl-PF3OUdS)	ND		ng/l	1.95	--	1
Perfluoro-3-Methoxypropanoic Acid (PFMPA)	ND		ng/l	1.95	--	1
Perfluoro-4-Methoxybutanoic Acid (PFMBA)	ND		ng/l	1.95	--	1
Perfluoro(2-Ethoxyethane)Sulfonic Acid (PFEESA)	ND		ng/l	1.95	--	1
Nonafluoro-3,6-Dioxaheptanoic Acid (NFDHA)	ND		ng/l	1.95	--	1

Surrogate (Extracted Internal Standard)	% Recovery	Qualifier	Acceptance Criteria
Perfluoro[13C4]Butanoic Acid (MPFBA)	98		58-132
Perfluoro[13C5]Pentanoic Acid (M5PFPEA)	95		62-163
Perfluoro[2,3,4-13C3]Butanesulfonic Acid (M3PFBS)	81		70-131
1H,1H,2H,2H-Perfluoro[1,2-13C2]Hexanesulfonic Acid (M2-4:2FTS)	**149**	Q	12-142
Perfluoro[1,2,3,4,6-13C5]Hexanoic Acid (M5PFHxA)	93		57-129
Perfluoro[1,2,3,4-13C4]Heptanoic Acid (M4PFHpA)	93		60-129
Perfluoro[1,2,3-13C3]Hexanesulfonic Acid (M3PFHxS)	90		71-134
Perfluoro[13C8]Octanoic Acid (M8PFOA)	95		62-129
1H,1H,2H,2H-Perfluoro[1,2-13C2]Octanesulfonic Acid (M2-6:2FTS)	120		14-147
Perfluoro[13C9]Nonanoic Acid (M9PFNA)	97		59-139
Perfluoro[13C8]Octanesulfonic Acid (M8PFOS)	85		69-131
Perfluoro[1,2,3,4,5,6-13C6]Decanoic Acid (M6PFDA)	90		62-124
1H,1H,2H,2H-Perfluoro[1,2-13C2]Decanesulfonic Acid (M2-8:2FTS)	119		10-162
N-Deuteriomethylperfluoro-1-octanesulfonamidoacetic Acid (d3-NMeFOSAA)	75		24-116
Perfluoro[1,2,3,4,5,6,7-13C7]Undecanoic Acid (M7-PFUDA)	102		55-137
N-Deuterioethylperfluoro-1-octanesulfonamidoacetic Acid (d5-NEtFOSAA)	53		27-126
Perfluoro[1,2-13C2]Dodecanoic Acid (MPFDOA)	98		48-131
Perfluoro[1,2-13C2]Tetradecanoic Acid (M2PFTEDA)	97		22-136
2,3,3,3-Tetrafluoro-2-[1,1,2,2,3,3,3-Heptafluoropropoxy]-13C3-Propanoic Acid (M3HFPO-DA)	103		10-165
Perfluoro[13C2]Hexadecanoic Acid (M2PFHxDA)	98		10-206
1H,1H,2H,2H-Perfluorododecane Sulfonate (M2D4-10:2FTS)	148		50-150

Project Name: TROY MILLS LANDFILL SUPERFUND **Lab Number:** L2262295

Project Number: 04.0190987.33 **Report Date:** 12/13/22

SAMPLE RESULTS

Lab ID: L2262295-07
Client ID: TRY_MW-C6S
Sample Location: TROY, NH

Date Collected: 11/02/22 12:25
Date Received: 11/04/22
Field Prep: Not Specified

Sample Depth:
Matrix: Water
Analytical Method: 134,LCMSMS-ID
Analytical Date: 12/08/22 20:28
Analyst: JW

Extraction Method: ALPHA 23528
Extraction Date: 11/13/22 06:50

Parameter	Result	Qualifier	Units	RL	MDL	Dilution Factor
Perfluorinated Alkyl Acids by Isotope Dilution - Mansfield Lab						
Perfluorooctanesulfonamide (FOSA)	ND		ng/l	1.95	--	1
N-Methyl Perfluorooctane Sulfonamide (NMeFOSA)	ND		ng/l	19.5	--	1
N-Ethyl Perfluorooctane Sulfonamide (NEtFOSA)	ND		ng/l	19.5	--	1
N-Methyl Perfluorooctanesulfonamido Ethanol (NMeFOSE)	ND		ng/l	48.7	--	1
N-Ethyl Perfluorooctanesulfonamido Ethanol (NEtFOSE)	ND		ng/l	48.7	--	1

Surrogate (Extracted Internal Standard)	% Recovery	Qualifier	Acceptance Criteria
Perfluoro[13C8]Octanesulfonamide (M8FOSA)	63		5-112
N-Methyl-d3-Perfluoro-1-Octanesulfonamide (d3-NMeFOSA)	57		10-161
N-Ethyl-d5-Perfluoro-1-Octanesulfonamide (d5-NEtFOSA)	58		10-160
2-(N-Methyl-d3-Perfluoro-1-Octanesulfonamido)ethan-d4-ol (d7-NMeFOSE)	67		10-189
2-(N-Ethyl-d5-Perfluoro-1-Octanesulfonamido)ethan-d4-ol (d9-NEtFOSE)	70		10-187

Project Name: TROY MILLS LANDFILL SUPERFUND **Lab Number:** L2262295

Project Number: 04.0190987.33 **Report Date:** 12/13/22

SAMPLE RESULTS

Lab ID: L2262295-08
Client ID: TRY_MW-C6S DUP
Sample Location: TROY, NH

Date Collected: 11/02/22 12:25
Date Received: 11/04/22
Field Prep: Not Specified

Sample Depth:
Matrix: Water
Analytical Method: 134,LCMSMS-ID
Analytical Date: 12/08/22 20:34
Analyst: JW

Extraction Method: ALPHA 23528
Extraction Date: 11/13/22 06:50

Parameter	Result	Qualifier	Units	RL	MDL	Dilution Factor
Perfluorinated Alkyl Acids by Isotope Dilution - Mansfield Lab						
Perfluorooctanesulfonamide (FOSA)	ND		ng/l	1.89	--	1
N-Methyl Perfluorooctane Sulfonamide (NMeFOSA)	ND		ng/l	18.9	--	1
N-Ethyl Perfluorooctane Sulfonamide (NEtFOSA)	ND		ng/l	18.9	--	1
N-Methyl Perfluorooctanesulfonamido Ethanol (NMeFOSE)	ND		ng/l	47.3	--	1
N-Ethyl Perfluorooctanesulfonamido Ethanol (NEtFOSE)	ND		ng/l	47.3	--	1

Surrogate (Extracted Internal Standard)	% Recovery	Qualifier	Acceptance Criteria
Perfluoro[13C8]Octanesulfonamide (M8FOSA)	61		5-112
N-Methyl-d3-Perfluoro-1-Octanesulfonamide (d3-NMeFOSA)	61		10-161
N-Ethyl-d5-Perfluoro-1-Octanesulfonamide (d5-NEtFOSA)	60		10-160
2-(N-Methyl-d3-Perfluoro-1-Octanesulfonamido)ethan-d4-ol (d7-NMeFOSE)	67		10-189
2-(N-Ethyl-d5-Perfluoro-1-Octanesulfonamido)ethan-d4-ol (d9-NEtFOSE)	72		10-187

Project Name: TROY MILLS LANDFILL SUPERFUND **Lab Number:** L2262295

Project Number: 04.0190987.33 **Report Date:** 12/13/22

SAMPLE RESULTS

Lab ID: L2262295-08
Client ID: TRY_MW-C6S DUP
Sample Location: TROY, NH

Date Collected: 11/02/22 12:25
Date Received: 11/04/22
Field Prep: Not Specified

Sample Depth:
Matrix: Water
Analytical Method: 134,LCMSMS-ID
Analytical Date: 12/08/22 20:44
Analyst: PS

Extraction Method: ALPHA 23528
Extraction Date: 11/13/22 06:50

Parameter	Result	Qualifier	Units	RL	MDL	Dilution Factor
Perfluorinated Alkyl Acids by Isotope Dilution - Mansfield Lab						
Perfluorobutanoic Acid (PFBA)	60.1		ng/l	1.89	--	1
Perfluoropentanoic Acid (PFPeA)	124		ng/l	1.89	--	1
Perfluorobutanesulfonic Acid (PFBS)	10.8		ng/l	1.89	--	1
1H,1H,2H,2H-Perfluorohexanesulfonic Acid (4:2FTS)	ND		ng/l	1.89	--	1
Perfluorohexanoic Acid (PFHxA)	141		ng/l	1.89	--	1
Perfluoropentanesulfonic Acid (PFPeS)	2.24		ng/l	1.89	--	1
Perfluoroheptanoic Acid (PFHpA)	184		ng/l	1.89	--	1
Perfluorohexanesulfonic Acid (PFHxS)	11.1		ng/l	1.89	--	1
Perfluorooctanoic Acid (PFOA)	364		ng/l	1.89	--	1
1H,1H,2H,2H-Perfluorooctanesulfonic Acid (6:2FTS)	2.61		ng/l	1.89	--	1
Perfluoroheptanesulfonic Acid (PFHpS)	ND		ng/l	1.89	--	1
Perfluorononanoic Acid (PFNA)	27.2		ng/l	1.89	--	1
Perfluorooctanesulfonic Acid (PFOS)	8.21		ng/l	1.89	--	1
Perfluorodecanoic Acid (PFDA)	2.31		ng/l	1.89	--	1
1H,1H,2H,2H-Perfluorodecanesulfonic Acid (8:2FTS)	ND		ng/l	1.89	--	1
Perfluorononanesulfonic Acid (PFNS)	ND		ng/l	1.89	--	1
N-Methyl Perfluorooctanesulfonamidoacetic Acid (NMeFOSAA)	ND		ng/l	1.89	--	1
Perfluoroundecanoic Acid (PFUnA)	ND		ng/l	1.89	--	1
Perfluorodecanesulfonic Acid (PFDS)	ND		ng/l	1.89	--	1
N-Ethyl Perfluorooctanesulfonamidoacetic Acid (NEtFOSAA)	ND		ng/l	1.89	--	1
Perfluorododecanoic Acid (PFDoA)	ND		ng/l	1.89	--	1
Perfluorotridecanoic Acid (PFTrDA)	ND		ng/l	1.89	--	1
Perfluorotetradecanoic Acid (PFTA)	ND		ng/l	1.89	--	1
2,3,3,3-Tetrafluoro-2-[1,1,2,2,3,3,3-Heptafluoropropoxy]-Propanoic Acid (HFPO-DA)	ND		ng/l	47.3	--	1
4,8-Dioxa-3h-Perfluorononanoic Acid (ADONA)	ND		ng/l	1.89	--	1
Perfluorohexadecanoic Acid (PFHxDA)	ND		ng/l	3.78	--	1
Perfluorooctadecanoic Acid (PFODA)	ND		ng/l	3.78	--	1

Project Name: TROY MILLS LANDFILL SUPERFUND **Lab Number:** L2262295

Project Number: 04.0190987.33 **Report Date:** 12/13/22

SAMPLE RESULTS

Lab ID: L2262295-08 Date Collected: 11/02/22 12:25

Client ID: TRY_MW-C6S DUP Date Received: 11/04/22

Sample Location: TROY, NH Field Prep: Not Specified

Sample Depth:

Parameter	Result	Qualifier	Units	RL	MDL	Dilution Factor
Perfluorinated Alkyl Acids by Isotope Dilution - Mansfield Lab						
Perfluorododecane Sulfonic Acid (PFDoDS)	ND		ng/l	1.89	--	1
1H,1H,2H,2H-Perfluorododecanesulfonic Acid (10:2FTS)	ND		ng/l	4.73	--	1
9-Chlorohexadecafluoro-3-Oxanone-1-Sulfonic Acid (9Cl-PF3ONS)	ND		ng/l	1.89	--	1
11-Chloroeicosafluoro-3-Oxaundecane-1-Sulfonic Acid (11Cl-PF3OUdS)	ND		ng/l	1.89	--	1
Perfluoro-3-Methoxypropanoic Acid (PFMPA)	ND		ng/l	1.89	--	1
Perfluoro-4-Methoxybutanoic Acid (PFMBA)	ND		ng/l	1.89	--	1
Perfluoro(2-Ethoxyethane)Sulfonic Acid (PFEESA)	ND		ng/l	1.89	--	1
Nonafluoro-3,6-Dioxaheptanoic Acid (NFDHA)	ND		ng/l	1.89	--	1

Surrogate (Extracted Internal Standard)	% Recovery	Qualifier	Acceptance Criteria
Perfluoro[13C4]Butanoic Acid (MPFBA)	101		58-132
Perfluoro[13C5]Pentanoic Acid (M5PFPEA)	97		62-163
Perfluoro[2,3,4-13C3]Butanesulfonic Acid (M3PFBS)	89		70-131
1H,1H,2H,2H-Perfluoro[1,2-13C2]Hexanesulfonic Acid (M2-4:2FTS)	**166**	Q	12-142
Perfluoro[1,2,3,4,6-13C5]Hexanoic Acid (M5PFHxA)	95		57-129
Perfluoro[1,2,3,4-13C4]Heptanoic Acid (M4PFHpA)	96		60-129
Perfluoro[1,2,3-13C3]Hexanesulfonic Acid (M3PFHxS)	95		71-134
Perfluoro[13C8]Octanoic Acid (M8PFOA)	99		62-129
1H,1H,2H,2H-Perfluoro[1,2-13C2]Octanesulfonic Acid (M2-6:2FTS)	137		14-147
Perfluoro[13C9]Nonanoic Acid (M9PFNA)	102		59-139
Perfluoro[13C8]Octanesulfonic Acid (M8PFOS)	96		69-131
Perfluoro[1,2,3,4,5,6-13C6]Decanoic Acid (M6PFDA)	86		62-124
1H,1H,2H,2H-Perfluoro[1,2-13C2]Decanesulfonic Acid (M2-8:2FTS)	73		10-162
N-Deuteriomethylperfluoro-1-octanesulfonamidoacetic Acid (d3-NMeFOSAA)	87		24-116
Perfluoro[1,2,3,4,5,6,7-13C7]Undecanoic Acid (M7-PFUDA)	99		55-137
N-Deuterioethylperfluoro-1-octanesulfonamidoacetic Acid (d5-NEtFOSAA)	75		27-126
Perfluoro[1,2-13C2]Dodecanoic Acid (MPFDOA)	98		48-131
Perfluoro[1,2-13C2]Tetradecanoic Acid (M2PFTEDA)	93		22-136
2,3,3,3-Tetrafluoro-2-[1,1,2,2,3,3,3-Heptafluoropropoxy]-13C3-Propanoic Acid (M3HFPO-DA)	109		10-165
Perfluoro[13C2]Hexadecanoic Acid (M2PFHxDA)	97		10-206
1H,1H,2H,2H-Perfluorododecane Sulfonate (M2D4-10:2FTS)	**200**	Q	50-150

Project Name: TROY MILLS LANDFILL SUPERFUND **Lab Number:** L2262295

Project Number: 04.0190987.33 **Report Date:** 12/13/22

SAMPLE RESULTS

Lab ID: L2262295-09
Client ID: TRY_MW-C6D
Sample Location: TROY, NH

Date Collected: 11/02/22 10:50
Date Received: 11/04/22
Field Prep: Not Specified

Sample Depth:
Matrix: Water
Analytical Method: 134,LCMSMS-ID
Analytical Date: 12/08/22 20:40
Analyst: JW

Extraction Method: ALPHA 23528
Extraction Date: 11/13/22 06:50

Parameter	Result	Qualifier	Units	RL	MDL	Dilution Factor
Perfluorinated Alkyl Acids by Isotope Dilution - Mansfield Lab						
Perfluorooctanesulfonamide (FOSA)	ND		ng/l	1.95	--	1
N-Methyl Perfluorooctane Sulfonamide (NMeFOSA)	ND		ng/l	19.5	--	1
N-Ethyl Perfluorooctane Sulfonamide (NEtFOSA)	ND		ng/l	19.5	--	1
N-Methyl Perfluorooctanesulfonamido Ethanol (NMeFOSE)	ND		ng/l	48.8	--	1
N-Ethyl Perfluorooctanesulfonamido Ethanol (NEtFOSE)	ND		ng/l	48.8	--	1

Surrogate (Extracted Internal Standard)	% Recovery	Qualifier	Acceptance Criteria
Perfluoro[13C8]Octanesulfonamide (M8FOSA)	63		5-112
N-Methyl-d3-Perfluoro-1-Octanesulfonamide (d3-NMeFOSA)	56		10-161
N-Ethyl-d5-Perfluoro-1-Octanesulfonamide (d5-NEtFOSA)	55		10-160
2-(N-Methyl-d3-Perfluoro-1-Octanesulfonamido)ethan-d4-ol (d7-NMeFOSE)	73		10-189
2-(N-Ethyl-d5-Perfluoro-1-Octanesulfonamido)ethan-d4-ol (d9-NEtFOSE)	72		10-187

Project Name: TROY MILLS LANDFILL SUPERFUND **Lab Number:** L2262295

Project Number: 04.0190987.33 **Report Date:** 12/13/22

SAMPLE RESULTS

Lab ID: L2262295-09
Client ID: TRY_MW-C6D
Sample Location: TROY, NH

Date Collected: 11/02/22 10:50
Date Received: 11/04/22
Field Prep: Not Specified

Sample Depth:
Matrix: Water
Analytical Method: 134,LCMSMS-ID
Analytical Date: 12/08/22 21:01
Analyst: PS

Extraction Method: ALPHA 23528
Extraction Date: 11/13/22 06:50

Parameter	Result	Qualifier	Units	RL	MDL	Dilution Factor
Perfluorinated Alkyl Acids by Isotope Dilution - Mansfield Lab						
Perfluorobutanoic Acid (PFBA)	10.4		ng/l	1.95	--	1
Perfluoropentanoic Acid (PFPeA)	29.3		ng/l	1.95	--	1
Perfluorobutanesulfonic Acid (PFBS)	ND		ng/l	1.95	--	1
1H,1H,2H,2H-Perfluorohexanesulfonic Acid (4:2FTS)	ND		ng/l	1.95	--	1
Perfluorohexanoic Acid (PFHxA)	32.3		ng/l	1.95	--	1
Perfluoropentanesulfonic Acid (PFPeS)	ND		ng/l	1.95	--	1
Perfluoroheptanoic Acid (PFHpA)	28.8		ng/l	1.95	--	1
Perfluorohexanesulfonic Acid (PFHxS)	ND		ng/l	1.95	--	1
Perfluorooctanoic Acid (PFOA)	40.5		ng/l	1.95	--	1
1H,1H,2H,2H-Perfluorooctanesulfonic Acid (6:2FTS)	ND		ng/l	1.95	--	1
Perfluoroheptanesulfonic Acid (PFHpS)	ND		ng/l	1.95	--	1
Perfluorononanoic Acid (PFNA)	2.10		ng/l	1.95	--	1
Perfluorooctanesulfonic Acid (PFOS)	ND		ng/l	1.95	--	1
Perfluorodecanoic Acid (PFDA)	2.45	F	ng/l	1.95	--	1
1H,1H,2H,2H-Perfluorodecanesulfonic Acid (8:2FTS)	ND		ng/l	1.95	--	1
Perfluorononanesulfonic Acid (PFNS)	ND		ng/l	1.95	--	1
N-Methyl Perfluorooctanesulfonamidoacetic Acid (NMeFOSAA)	ND		ng/l	1.95	--	1
Perfluoroundecanoic Acid (PFUnA)	ND		ng/l	1.95	--	1
Perfluorodecanesulfonic Acid (PFDS)	ND		ng/l	1.95	--	1
N-Ethyl Perfluorooctanesulfonamidoacetic Acid (NEtFOSAA)	ND		ng/l	1.95	--	1
Perfluorododecanoic Acid (PFDoA)	ND		ng/l	1.95	--	1
Perfluorotridecanoic Acid (PFTrDA)	ND		ng/l	1.95	--	1
Perfluorotetradecanoic Acid (PFTA)	ND		ng/l	1.95	--	1
2,3,3,3-Tetrafluoro-2-[1,1,2,2,3,3,3-Heptafluoropropoxy]-Propanoic Acid (HFPO-DA)	ND		ng/l	48.8	--	1
4,8-Dioxa-3h-Perfluorononanoic Acid (ADONA)	ND		ng/l	1.95	--	1
Perfluorohexadecanoic Acid (PFHxDA)	ND		ng/l	3.90	--	1
Perfluorooctadecanoic Acid (PFODA)	ND		ng/l	3.90	--	1

Project Name: TROY MILLS LANDFILL SUPERFUND **Lab Number:** L2262295

Project Number: 04.0190987.33 **Report Date:** 12/13/22

SAMPLE RESULTS

Lab ID: L2262295-09 Date Collected: 11/02/22 10:50

Client ID: TRY_MW-C6D Date Received: 11/04/22

Sample Location: TROY, NH Field Prep: Not Specified

Sample Depth:

Parameter	Result	Qualifier	Units	RL	MDL	Dilution Factor
Perfluorinated Alkyl Acids by Isotope Dilution - Mansfield Lab						
Perfluorododecane Sulfonic Acid (PFDoDS)	ND		ng/l	1.95	--	1
1H,1H,2H,2H-Perfluorododecanesulfonic Acid (10:2FTS)	ND		ng/l	4.88	--	1
9-Chlorohexadecafluoro-3-Oxanone-1-Sulfonic Acid (9Cl-PF3ONS)	ND		ng/l	1.95	--	1
11-Chloroeicosafluoro-3-Oxaundecane-1-Sulfonic Acid (11Cl-PF3OUdS)	ND		ng/l	1.95	--	1
Perfluoro-3-Methoxypropanoic Acid (PFMPA)	ND		ng/l	1.95	--	1
Perfluoro-4-Methoxybutanoic Acid (PFMBA)	ND		ng/l	1.95	--	1
Perfluoro(2-Ethoxyethane)Sulfonic Acid (PFEESA)	ND		ng/l	1.95	--	1
Nonafluoro-3,6-Dioxaheptanoic Acid (NFDHA)	ND		ng/l	1.95	--	1

Surrogate (Extracted Internal Standard)	% Recovery	Qualifier	Acceptance Criteria
Perfluoro[13C4]Butanoic Acid (MPFBA)	102		58-132
Perfluoro[13C5]Pentanoic Acid (M5PFPEA)	98		62-163
Perfluoro[2,3,4-13C3]Butanesulfonic Acid (M3PFBS)	95		70-131
1H,1H,2H,2H-Perfluoro[1,2-13C2]Hexanesulfonic Acid (M2-4:2FTS)	130		12-142
Perfluoro[1,2,3,4,6-13C5]Hexanoic Acid (M5PFHxA)	104		57-129
Perfluoro[1,2,3,4-13C4]Heptanoic Acid (M4PFHpA)	101		60-129
Perfluoro[1,2,3-13C3]Hexanesulfonic Acid (M3PFHxS)	93		71-134
Perfluoro[13C8]Octanoic Acid (M8PFOA)	106		62-129
1H,1H,2H,2H-Perfluoro[1,2-13C2]Octanesulfonic Acid (M2-6:2FTS)	102		14-147
Perfluoro[13C9]Nonanoic Acid (M9PFNA)	100		59-139
Perfluoro[13C8]Octanesulfonic Acid (M8PFOS)	92		69-131
Perfluoro[1,2,3,4,5,6-13C6]Decanoic Acid (M6PFDA)	92		62-124
1H,1H,2H,2H-Perfluoro[1,2-13C2]Decanesulfonic Acid (M2-8:2FTS)	96		10-162
N-Deuteriomethylperfluoro-1-octanesulfonamidoacetic Acid (d3-NMeFOSAA)	61		24-116
Perfluoro[1,2,3,4,5,6,7-13C7]Undecanoic Acid (M7-PFUDA)	96		55-137
N-Deuterioethylperfluoro-1-octanesulfonamidoacetic Acid (d5-NEtFOSAA)	76		27-126
Perfluoro[1,2-13C2]Dodecanoic Acid (MPFDOA)	101		48-131
Perfluoro[1,2-13C2]Tetradecanoic Acid (M2PFTEDA)	94		22-136
2,3,3,3-Tetrafluoro-2-[1,1,2,2,3,3,3-Heptafluoropropoxy]-13C3-Propanoic Acid (M3HFPO-DA)	101		10-165
Perfluoro[13C2]Hexadecanoic Acid (M2PFHxDA)	108		10-206
1H,1H,2H,2H-Perfluorododecane Sulfonate (M2D4-10:2FTS)	**177**	Q	50-150

Project Name: TROY MILLS LANDFILL SUPERFUND **Lab Number:** L2262295

Project Number: 04.0190987.33 **Report Date:** 12/13/22

SAMPLE RESULTS

Lab ID: L2262295-10
Client ID: TRY_MW-702SX
Sample Location: TROY, NH

Date Collected: 11/02/22 12:35
Date Received: 11/04/22
Field Prep: Not Specified

Sample Depth:
Matrix: Water
Analytical Method: 134,LCMSMS-ID
Analytical Date: 12/08/22 20:53
Analyst: JW

Extraction Method: ALPHA 23528
Extraction Date: 11/13/22 06:50

Parameter	Result	Qualifier	Units	RL	MDL	Dilution Factor
Perfluorinated Alkyl Acids by Isotope Dilution - Mansfield Lab						
Perfluorooctanesulfonamide (FOSA)	ND		ng/l	1.83	--	1
N-Methyl Perfluorooctane Sulfonamide (NMeFOSA)	ND		ng/l	18.3	--	1
N-Ethyl Perfluorooctane Sulfonamide (NEtFOSA)	ND		ng/l	18.3	--	1
N-Methyl Perfluorooctanesulfonamido Ethanol (NMeFOSE)	ND		ng/l	45.8	--	1
N-Ethyl Perfluorooctanesulfonamido Ethanol (NEtFOSE)	ND		ng/l	45.8	--	1

Surrogate (Extracted Internal Standard)	% Recovery	Qualifier	Acceptance Criteria
Perfluoro[13C8]Octanesulfonamide (M8FOSA)	65		5-112
N-Methyl-d3-Perfluoro-1-Octanesulfonamide (d3-NMeFOSA)	64		10-161
N-Ethyl-d5-Perfluoro-1-Octanesulfonamide (d5-NEtFOSA)	66		10-160
2-(N-Methyl-d3-Perfluoro-1-Octanesulfonamido)ethan-d4-ol (d7-NMeFOSE)	73		10-189
2-(N-Ethyl-d5-Perfluoro-1-Octanesulfonamido)ethan-d4-ol (d9-NEtFOSE)	74		10-187

Project Name: TROY MILLS LANDFILL SUPERFUND **Lab Number:** L2262295

Project Number: 04.0190987.33 **Report Date:** 12/13/22

SAMPLE RESULTS

Lab ID: L2262295-10
Client ID: TRY_MW-702SX
Sample Location: TROY, NH

Date Collected: 11/02/22 12:35
Date Received: 11/04/22
Field Prep: Not Specified

Sample Depth:
Matrix: Water
Analytical Method: 134,LCMSMS-ID
Analytical Date: 12/08/22 21:17
Analyst: PS

Extraction Method: ALPHA 23528
Extraction Date: 11/13/22 06:50

Parameter	Result	Qualifier	Units	RL	MDL	Dilution Factor
Perfluorinated Alkyl Acids by Isotope Dilution - Mansfield Lab						
Perfluorobutanoic Acid (PFBA)	ND		ng/l	1.83	--	1
Perfluoropentanoic Acid (PFPeA)	ND		ng/l	1.83	--	1
Perfluorobutanesulfonic Acid (PFBS)	ND		ng/l	1.83	--	1
1H,1H,2H,2H-Perfluorohexanesulfonic Acid (4:2FTS)	ND		ng/l	1.83	--	1
Perfluorohexanoic Acid (PFHxA)	ND		ng/l	1.83	--	1
Perfluoropentanesulfonic Acid (PFPeS)	ND		ng/l	1.83	--	1
Perfluoroheptanoic Acid (PFHpA)	ND		ng/l	1.83	--	1
Perfluorohexanesulfonic Acid (PFHxS)	ND		ng/l	1.83	--	1
Perfluorooctanoic Acid (PFOA)	ND		ng/l	1.83	--	1
1H,1H,2H,2H-Perfluorooctanesulfonic Acid (6:2FTS)	ND		ng/l	1.83	--	1
Perfluoroheptanesulfonic Acid (PFHpS)	ND		ng/l	1.83	--	1
Perfluorononanoic Acid (PFNA)	ND		ng/l	1.83	--	1
Perfluorooctanesulfonic Acid (PFOS)	ND		ng/l	1.83	--	1
Perfluorodecanoic Acid (PFDA)	ND		ng/l	1.83	--	1
1H,1H,2H,2H-Perfluorodecanesulfonic Acid (8:2FTS)	ND		ng/l	1.83	--	1
Perfluorononanesulfonic Acid (PFNS)	ND		ng/l	1.83	--	1
N-Methyl Perfluorooctanesulfonamidoacetic Acid (NMeFOSAA)	ND		ng/l	1.83	--	1
Perfluoroundecanoic Acid (PFUnA)	ND		ng/l	1.83	--	1
Perfluorodecanesulfonic Acid (PFDS)	ND		ng/l	1.83	--	1
N-Ethyl Perfluorooctanesulfonamidoacetic Acid (NEtFOSAA)	ND		ng/l	1.83	--	1
Perfluorododecanoic Acid (PFDoA)	ND		ng/l	1.83	--	1
Perfluorotridecanoic Acid (PFTrDA)	ND		ng/l	1.83	--	1
Perfluorotetradecanoic Acid (PFTA)	ND		ng/l	1.83	--	1
2,3,3,3-Tetrafluoro-2-[1,1,2,2,3,3,3-Heptafluoropropoxy]-Propanoic Acid (HFPO-DA)	ND		ng/l	45.8	--	1
4,8-Dioxa-3h-Perfluorononanoic Acid (ADONA)	ND		ng/l	1.83	--	1
Perfluorohexadecanoic Acid (PFHxDA)	ND		ng/l	3.67	--	1
Perfluorooctadecanoic Acid (PFODA)	ND		ng/l	3.67	--	1

Project Name: TROY MILLS LANDFILL SUPERFUND **Lab Number:** L2262295

Project Number: 04.0190987.33 **Report Date:** 12/13/22

SAMPLE RESULTS

Lab ID: L2262295-10 Date Collected: 11/02/22 12:35

Client ID: TRY_MW-702SX Date Received: 11/04/22

Sample Location: TROY, NH Field Prep: Not Specified

Sample Depth:

Parameter	Result	Qualifier	Units	RL	MDL	Dilution Factor
Perfluorinated Alkyl Acids by Isotope Dilution - Mansfield Lab						
Perfluorododecane Sulfonic Acid (PFDoDS)	ND		ng/l	1.83	--	1
1H,1H,2H,2H-Perfluorododecanesulfonic Acid (10:2FTS)	ND		ng/l	4.58	--	1
9-Chlorohexadecafluoro-3-Oxanone-1-Sulfonic Acid (9Cl-PF3ONS)	ND		ng/l	1.83	--	1
11-Chloroeicosafluoro-3-Oxaundecane-1-Sulfonic Acid (11Cl-PF3OUdS)	ND		ng/l	1.83	--	1
Perfluoro-3-Methoxypropanoic Acid (PFMPA)	ND		ng/l	1.83	--	1
Perfluoro-4-Methoxybutanoic Acid (PFMBA)	ND		ng/l	1.83	--	1
Perfluoro(2-Ethoxyethane)Sulfonic Acid (PFEESA)	ND		ng/l	1.83	--	1
Nonafluoro-3,6-Dioxaheptanoic Acid (NFDHA)	ND		ng/l	1.83	--	1

Surrogate (Extracted Internal Standard)	% Recovery	Qualifier	Acceptance Criteria
Perfluoro[13C4]Butanoic Acid (MPFBA)	102		58-132
Perfluoro[13C5]Pentanoic Acid (M5PFPEA)	98		62-163
Perfluoro[2,3,4-13C3]Butanesulfonic Acid (M3PFBS)	100		70-131
1H,1H,2H,2H-Perfluoro[1,2-13C2]Hexanesulfonic Acid (M2-4:2FTS)	110		12-142
Perfluoro[1,2,3,4,6-13C5]Hexanoic Acid (M5PFHxA)	97		57-129
Perfluoro[1,2,3,4-13C4]Heptanoic Acid (M4PFHpA)	95		60-129
Perfluoro[1,2,3-13C3]Hexanesulfonic Acid (M3PFHxS)	97		71-134
Perfluoro[13C8]Octanoic Acid (M8PFOA)	98		62-129
1H,1H,2H,2H-Perfluoro[1,2-13C2]Octanesulfonic Acid (M2-6:2FTS)	101		14-147
Perfluoro[13C9]Nonanoic Acid (M9PFNA)	101		59-139
Perfluoro[13C8]Octanesulfonic Acid (M8PFOS)	91		69-131
Perfluoro[1,2,3,4,5,6-13C6]Decanoic Acid (M6PFDA)	96		62-124
1H,1H,2H,2H-Perfluoro[1,2-13C2]Decanesulfonic Acid (M2-8:2FTS)	99		10-162
N-Deuteriomethylperfluoro-1-octanesulfonamidoacetic Acid (d3-NMeFOSAA)	81		24-116
Perfluoro[1,2,3,4,5,6,7-13C7]Undecanoic Acid (M7-PFUDA)	108		55-137
N-Deuterioethylperfluoro-1-octanesulfonamidoacetic Acid (d5-NEtFOSAA)	72		27-126
Perfluoro[1,2-13C2]Dodecanoic Acid (MPFDOA)	105		48-131
Perfluoro[1,2-13C2]Tetradecanoic Acid (M2PFTEDA)	91		22-136
2,3,3,3-Tetrafluoro-2-[1,1,2,2,3,3,3-Heptafluoropropoxy]-13C3-Propanoic Acid (M3HFPO-DA)	84		10-165
Perfluoro[13C2]Hexadecanoic Acid (M2PFHxDA)	102		10-206
1H,1H,2H,2H-Perfluorododecane Sulfonate (M2D4-10:2FTS)	**160**	Q	50-150

Project Name: TROY MILLS LANDFILL SUPERFUND **Lab Number:** L2262295

Project Number: 04.0190987.33 **Report Date:** 12/13/22

SAMPLE RESULTS

Lab ID: L2262295-11
Client ID: TRY_MW-702D
Sample Location: TROY, NH

Date Collected: 11/02/22 14:30
Date Received: 11/04/22
Field Prep: Not Specified

Sample Depth:
Matrix: Water
Analytical Method: 134,LCMSMS-ID
Analytical Date: 12/08/22 20:59
Analyst: JW

Extraction Method: ALPHA 23528
Extraction Date: 11/13/22 06:50

Parameter	Result	Qualifier	Units	RL	MDL	Dilution Factor
Perfluorinated Alkyl Acids by Isotope Dilution - Mansfield Lab						
Perfluorooctanesulfonamide (FOSA)	ND		ng/l	1.76	--	1
N-Methyl Perfluorooctane Sulfonamide (NMeFOSA)	ND		ng/l	17.6	--	1
N-Ethyl Perfluorooctane Sulfonamide (NEtFOSA)	ND		ng/l	17.6	--	1
N-Methyl Perfluorooctanesulfonamido Ethanol (NMeFOSE)	ND		ng/l	44.0	--	1
N-Ethyl Perfluorooctanesulfonamido Ethanol (NEtFOSE)	ND		ng/l	44.0	--	1

Surrogate (Extracted Internal Standard)	% Recovery	Qualifier	Acceptance Criteria
Perfluoro[13C8]Octanesulfonamide (M8FOSA)	70		5-112
N-Methyl-d3-Perfluoro-1-Octanesulfonamide (d3-NMeFOSA)	68		10-161
N-Ethyl-d5-Perfluoro-1-Octanesulfonamide (d5-NEtFOSA)	71		10-160
2-(N-Methyl-d3-Perfluoro-1-Octanesulfonamido)ethan-d4-ol (d7-NMeFOSE)	78		10-189
2-(N-Ethyl-d5-Perfluoro-1-Octanesulfonamido)ethan-d4-ol (d9-NEtFOSE)	83		10-187

Project Name: TROY MILLS LANDFILL SUPERFUND **Lab Number:** L2262295

Project Number: 04.0190987.33 **Report Date:** 12/13/22

SAMPLE RESULTS

Lab ID: L2262295-11
Client ID: TRY_MW-702D
Sample Location: TROY, NH

Date Collected: 11/02/22 14:30
Date Received: 11/04/22
Field Prep: Not Specified

Sample Depth:
Matrix: Water
Analytical Method: 134,LCMSMS-ID
Analytical Date: 12/08/22 21:51
Analyst: PS

Extraction Method: ALPHA 23528
Extraction Date: 11/13/22 06:50

Parameter	Result	Qualifier	Units	RL	MDL	Dilution Factor
Perfluorinated Alkyl Acids by Isotope Dilution - Mansfield Lab						
Perfluorobutanoic Acid (PFBA)	1.88		ng/l	1.76	--	1
Perfluoropentanoic Acid (PFPeA)	3.39		ng/l	1.76	--	1
Perfluorobutanesulfonic Acid (PFBS)	ND		ng/l	1.76	--	1
1H,1H,2H,2H-Perfluorohexanesulfonic Acid (4:2FTS)	ND		ng/l	1.76	--	1
Perfluorohexanoic Acid (PFHxA)	ND		ng/l	1.76	--	1
Perfluoropentanesulfonic Acid (PFPeS)	ND		ng/l	1.76	--	1
Perfluoroheptanoic Acid (PFHpA)	ND		ng/l	1.76	--	1
Perfluorohexanesulfonic Acid (PFHxS)	ND		ng/l	1.76	--	1
Perfluorooctanoic Acid (PFOA)	ND		ng/l	1.76	--	1
1H,1H,2H,2H-Perfluorooctanesulfonic Acid (6:2FTS)	ND		ng/l	1.76	--	1
Perfluoroheptanesulfonic Acid (PFHpS)	ND		ng/l	1.76	--	1
Perfluorononanoic Acid (PFNA)	ND		ng/l	1.76	--	1
Perfluorooctanesulfonic Acid (PFOS)	ND		ng/l	1.76	--	1
Perfluorodecanoic Acid (PFDA)	2.08	F	ng/l	1.76	--	1
1H,1H,2H,2H-Perfluorodecanesulfonic Acid (8:2FTS)	ND		ng/l	1.76	--	1
Perfluorononanesulfonic Acid (PFNS)	ND		ng/l	1.76	--	1
N-Methyl Perfluorooctanesulfonamidoacetic Acid (NMeFOSAA)	ND		ng/l	1.76	--	1
Perfluoroundecanoic Acid (PFUnA)	2.45		ng/l	1.76	--	1
Perfluorodecanesulfonic Acid (PFDS)	ND		ng/l	1.76	--	1
N-Ethyl Perfluorooctanesulfonamidoacetic Acid (NEtFOSAA)	ND		ng/l	1.76	--	1
Perfluorododecanoic Acid (PFDoA)	ND		ng/l	1.76	--	1
Perfluorotridecanoic Acid (PFTrDA)	ND		ng/l	1.76	--	1
Perfluorotetradecanoic Acid (PFTA)	ND		ng/l	1.76	--	1
2,3,3,3-Tetrafluoro-2-[1,1,2,2,3,3,3-Heptafluoropropoxy]-Propanoic Acid (HFPO-DA)	ND		ng/l	44.0	--	1
4,8-Dioxa-3h-Perfluorononanoic Acid (ADONA)	ND		ng/l	1.76	--	1
Perfluorohexadecanoic Acid (PFHxDA)	ND		ng/l	3.52	--	1
Perfluorooctadecanoic Acid (PFODA)	ND		ng/l	3.52	--	1

Project Name: TROY MILLS LANDFILL SUPERFUND **Lab Number:** L2262295

Project Number: 04.0190987.33 **Report Date:** 12/13/22

SAMPLE RESULTS

Lab ID: L2262295-11 Date Collected: 11/02/22 14:30

Client ID: TRY_MW-702D Date Received: 11/04/22

Sample Location: TROY, NH Field Prep: Not Specified

Sample Depth:

Parameter	Result	Qualifier	Units	RL	MDL	Dilution Factor
Perfluorinated Alkyl Acids by Isotope Dilution - Mansfield Lab						
Perfluorododecane Sulfonic Acid (PFDoDS)	ND		ng/l	1.76	--	1
1H,1H,2H,2H-Perfluorododecanesulfonic Acid (10:2FTS)	ND		ng/l	4.40	--	1
9-Chlorohexadecafluoro-3-Oxanone-1-Sulfonic Acid (9Cl-PF3ONS)	ND		ng/l	1.76	--	1
11-Chloroeicosafluoro-3-Oxaundecane-1-Sulfonic Acid (11Cl-PF3OUdS)	ND		ng/l	1.76	--	1
Perfluoro-3-Methoxypropanoic Acid (PFMPA)	ND		ng/l	1.76	--	1
Perfluoro-4-Methoxybutanoic Acid (PFMBA)	ND		ng/l	1.76	--	1
Perfluoro(2-Ethoxyethane)Sulfonic Acid (PFEESA)	ND		ng/l	1.76	--	1
Nonafluoro-3,6-Dioxaheptanoic Acid (NFDHA)	ND		ng/l	1.76	--	1

Surrogate (Extracted Internal Standard)	% Recovery	Qualifier	Acceptance Criteria
Perfluoro[13C4]Butanoic Acid (MPFBA)	102		58-132
Perfluoro[13C5]Pentanoic Acid (M5PFPEA)	105		62-163
Perfluoro[2,3,4-13C3]Butanesulfonic Acid (M3PFBS)	99		70-131
1H,1H,2H,2H-Perfluoro[1,2-13C2]Hexanesulfonic Acid (M2-4:2FTS)	124		12-142
Perfluoro[1,2,3,4,6-13C5]Hexanoic Acid (M5PFHxA)	102		57-129
Perfluoro[1,2,3,4-13C4]Heptanoic Acid (M4PFHpA)	98		60-129
Perfluoro[1,2,3-13C3]Hexanesulfonic Acid (M3PFHxS)	97		71-134
Perfluoro[13C8]Octanoic Acid (M8PFOA)	106		62-129
1H,1H,2H,2H-Perfluoro[1,2-13C2]Octanesulfonic Acid (M2-6:2FTS)	102		14-147
Perfluoro[13C9]Nonanoic Acid (M9PFNA)	111		59-139
Perfluoro[13C8]Octanesulfonic Acid (M8PFOS)	106		69-131
Perfluoro[1,2,3,4,5,6-13C6]Decanoic Acid (M6PFDA)	98		62-124
1H,1H,2H,2H-Perfluoro[1,2-13C2]Decanesulfonic Acid (M2-8:2FTS)	103		10-162
N-Deuteriomethylperfluoro-1-octanesulfonamidoacetic Acid (d3-NMeFOSAA)	89		24-116
Perfluoro[1,2,3,4,5,6,7-13C7]Undecanoic Acid (M7-PFUDA)	106		55-137
N-Deuterioethylperfluoro-1-octanesulfonamidoacetic Acid (d5-NEtFOSAA)	74		27-126
Perfluoro[1,2-13C2]Dodecanoic Acid (MPFDOA)	114		48-131
Perfluoro[1,2-13C2]Tetradecanoic Acid (M2PFTEDA)	102		22-136
2,3,3,3-Tetrafluoro-2-[1,1,2,2,3,3,3-Heptafluoropropoxy]-13C3-Propanoic Acid (M3HFPO-DA)	116		10-165
Perfluoro[13C2]Hexadecanoic Acid (M2PFHxDA)	111		10-206
1H,1H,2H,2H-Perfluorododecane Sulfonate (M2D4-10:2FTS)	**159**	Q	50-150

Project Name: TROY MILLS LANDFILL SUPERFUND **Lab Number:** L2262295

Project Number: 04.0190987.33 **Report Date:** 12/13/22

SAMPLE RESULTS

Lab ID: L2262295-12
Client ID: TRY_MW-301X
Sample Location: TROY, NH

Date Collected: 11/03/22 11:15
Date Received: 11/04/22
Field Prep: Not Specified

Sample Depth:
Matrix: Water
Analytical Method: 134,LCMSMS-ID
Analytical Date: 12/08/22 21:05
Analyst: JW

Extraction Method: ALPHA 23528
Extraction Date: 11/13/22 06:50

Parameter	Result	Qualifier	Units	RL	MDL	Dilution Factor
Perfluorinated Alkyl Acids by Isotope Dilution - Mansfield Lab						
Perfluorooctanesulfonamide (FOSA)	ND		ng/l	1.86	--	1
N-Methyl Perfluorooctane Sulfonamide (NMeFOSA)	ND		ng/l	18.6	--	1
N-Ethyl Perfluorooctane Sulfonamide (NEtFOSA)	ND		ng/l	18.6	--	1
N-Methyl Perfluorooctanesulfonamido Ethanol (NMeFOSE)	ND		ng/l	46.6	--	1
N-Ethyl Perfluorooctanesulfonamido Ethanol (NEtFOSE)	ND		ng/l	46.6	--	1

Surrogate (Extracted Internal Standard)	% Recovery	Qualifier	Acceptance Criteria
Perfluoro[13C8]Octanesulfonamide (M8FOSA)	68		5-112
N-Methyl-d3-Perfluoro-1-Octanesulfonamide (d3-NMeFOSA)	64		10-161
N-Ethyl-d5-Perfluoro-1-Octanesulfonamide (d5-NEtFOSA)	71		10-160
2-(N-Methyl-d3-Perfluoro-1-Octanesulfonamido)ethan-d4-ol (d7-NMeFOSE)	71		10-189
2-(N-Ethyl-d5-Perfluoro-1-Octanesulfonamido)ethan-d4-ol (d9-NEtFOSE)	77		10-187

Project Name: TROY MILLS LANDFILL SUPERFUND **Lab Number:** L2262295

Project Number: 04.0190987.33 **Report Date:** 12/13/22

SAMPLE RESULTS

Lab ID: L2262295-12
Client ID: TRY_MW-301X
Sample Location: TROY, NH

Date Collected: 11/03/22 11:15
Date Received: 11/04/22
Field Prep: Not Specified

Sample Depth:
Matrix: Water
Analytical Method: 134,LCMSMS-ID
Analytical Date: 12/08/22 22:07
Analyst: PS

Extraction Method: ALPHA 23528
Extraction Date: 11/13/22 06:50

Parameter	Result	Qualifier	Units	RL	MDL	Dilution Factor
Perfluorinated Alkyl Acids by Isotope Dilution - Mansfield Lab						
Perfluorobutanoic Acid (PFBA)	101		ng/l	1.86	--	1
Perfluoropentanoic Acid (PFPeA)	222		ng/l	1.86	--	1
Perfluorobutanesulfonic Acid (PFBS)	25.4		ng/l	1.86	--	1
1H,1H,2H,2H-Perfluorohexanesulfonic Acid (4:2FTS)	ND		ng/l	1.86	--	1
Perfluorohexanoic Acid (PFHxA)	310		ng/l	1.86	--	1
Perfluoropentanesulfonic Acid (PFPeS)	2.21		ng/l	1.86	--	1
Perfluoroheptanoic Acid (PFHpA)	338		ng/l	1.86	--	1
Perfluorohexanesulfonic Acid (PFHxS)	9.70		ng/l	1.86	--	1
Perfluorooctanoic Acid (PFOA)	590		ng/l	1.86	--	1
1H,1H,2H,2H-Perfluorooctanesulfonic Acid (6:2FTS)	ND		ng/l	1.86	--	1
Perfluoroheptanesulfonic Acid (PFHpS)	ND		ng/l	1.86	--	1
Perfluorononanoic Acid (PFNA)	6.99		ng/l	1.86	--	1
Perfluorooctanesulfonic Acid (PFOS)	3.12	F	ng/l	1.86	--	1
Perfluorodecanoic Acid (PFDA)	5.83	F	ng/l	1.86	--	1
1H,1H,2H,2H-Perfluorodecanesulfonic Acid (8:2FTS)	ND		ng/l	1.86	--	1
Perfluorononanesulfonic Acid (PFNS)	ND		ng/l	1.86	--	1
N-Methyl Perfluorooctanesulfonamidoacetic Acid (NMeFOSAA)	ND		ng/l	1.86	--	1
Perfluoroundecanoic Acid (PFUnA)	6.66		ng/l	1.86	--	1
Perfluorodecanesulfonic Acid (PFDS)	ND		ng/l	1.86	--	1
N-Ethyl Perfluorooctanesulfonamidoacetic Acid (NEtFOSAA)	ND		ng/l	1.86	--	1
Perfluorododecanoic Acid (PFDoA)	ND		ng/l	1.86	--	1
Perfluorotridecanoic Acid (PFTrDA)	ND		ng/l	1.86	--	1
Perfluorotetradecanoic Acid (PFTA)	ND		ng/l	1.86	--	1
2,3,3,3-Tetrafluoro-2-[1,1,2,2,3,3,3-Heptafluoropropoxy]-Propanoic Acid (HFPO-DA)	ND		ng/l	46.6	--	1
4,8-Dioxa-3h-Perfluorononanoic Acid (ADONA)	ND		ng/l	1.86	--	1
Perfluorohexadecanoic Acid (PFHxDA)	ND		ng/l	3.73	--	1
Perfluorooctadecanoic Acid (PFODA)	ND		ng/l	3.73	--	1

Project Name: TROY MILLS LANDFILL SUPERFUND **Lab Number:** L2262295

Project Number: 04.0190987.33 **Report Date:** 12/13/22

SAMPLE RESULTS

Lab ID: L2262295-12 Date Collected: 11/03/22 11:15

Client ID: TRY_MW-301X Date Received: 11/04/22

Sample Location: TROY, NH Field Prep: Not Specified

Sample Depth:

Parameter	Result	Qualifier	Units	RL	MDL	Dilution Factor
Perfluorinated Alkyl Acids by Isotope Dilution - Mansfield Lab						
Perfluorododecane Sulfonic Acid (PFDoDS)	ND		ng/l	1.86	--	1
1H,1H,2H,2H-Perfluorododecanesulfonic Acid (10:2FTS)	ND		ng/l	4.66	--	1
9-Chlorohexadecafluoro-3-Oxanone-1-Sulfonic Acid (9Cl-PF3ONS)	ND		ng/l	1.86	--	1
11-Chloroeicosafluoro-3-Oxaundecane-1-Sulfonic Acid (11Cl-PF3OUdS)	ND		ng/l	1.86	--	1
Perfluoro-3-Methoxypropanoic Acid (PFMPA)	ND		ng/l	1.86	--	1
Perfluoro-4-Methoxybutanoic Acid (PFMBA)	ND		ng/l	1.86	--	1
Perfluoro(2-Ethoxyethane)Sulfonic Acid (PFEESA)	ND		ng/l	1.86	--	1
Nonafluoro-3,6-Dioxaheptanoic Acid (NFDHA)	ND		ng/l	1.86	--	1

Surrogate (Extracted Internal Standard)	% Recovery	Qualifier	Acceptance Criteria
Perfluoro[13C4]Butanoic Acid (MPFBA)	97		58-132
Perfluoro[13C5]Pentanoic Acid (M5PFPEA)	97		62-163
Perfluoro[2,3,4-13C3]Butanesulfonic Acid (M3PFBS)	89		70-131
1H,1H,2H,2H-Perfluoro[1,2-13C2]Hexanesulfonic Acid (M2-4:2FTS)	137		12-142
Perfluoro[1,2,3,4,6-13C5]Hexanoic Acid (M5PFHxA)	103		57-129
Perfluoro[1,2,3,4-13C4]Heptanoic Acid (M4PFHpA)	101		60-129
Perfluoro[1,2,3-13C3]Hexanesulfonic Acid (M3PFHxS)	94		71-134
Perfluoro[13C8]Octanoic Acid (M8PFOA)	101		62-129
1H,1H,2H,2H-Perfluoro[1,2-13C2]Octanesulfonic Acid (M2-6:2FTS)	119		14-147
Perfluoro[13C9]Nonanoic Acid (M9PFNA)	128		59-139
Perfluoro[13C8]Octanesulfonic Acid (M8PFOS)	95		69-131
Perfluoro[1,2,3,4,5,6-13C6]Decanoic Acid (M6PFDA)	89		62-124
1H,1H,2H,2H-Perfluoro[1,2-13C2]Decanesulfonic Acid (M2-8:2FTS)	107		10-162
N-Deuteriomethylperfluoro-1-octanesulfonamidoacetic Acid (d3-NMeFOSAA)	68		24-116
Perfluoro[1,2,3,4,5,6,7-13C7]Undecanoic Acid (M7-PFUDA)	103		55-137
N-Deuterioethylperfluoro-1-octanesulfonamidoacetic Acid (d5-NEtFOSAA)	71		27-126
Perfluoro[1,2-13C2]Dodecanoic Acid (MPFDOA)	97		48-131
Perfluoro[1,2-13C2]Tetradecanoic Acid (M2PFTEDA)	90		22-136
2,3,3,3-Tetrafluoro-2-[1,1,2,2,3,3,3-Heptafluoropropoxy]-13C3-Propanoic Acid (M3HFPO-DA)	102		10-165
Perfluoro[13C2]Hexadecanoic Acid (M2PFHxDA)	101		10-206
1H,1H,2H,2H-Perfluorododecane Sulfonate (M2D4-10:2FTS)	**179**	Q	50-150

Project Name: TROY MILLS LANDFILL SUPERFUND **Lab Number:** L2262295

Project Number: 04.0190987.33 **Report Date:** 12/13/22

SAMPLE RESULTS

Lab ID: L2262295-13
Client ID: TRY_MW-805
Sample Location: TROY, NH

Date Collected: 11/03/22 13:00
Date Received: 11/04/22
Field Prep: Not Specified

Sample Depth:
Matrix: Water
Analytical Method: 134,LCMSMS-ID
Analytical Date: 12/08/22 21:11
Analyst: JW

Extraction Method: ALPHA 23528
Extraction Date: 11/13/22 06:50

Parameter	Result	Qualifier	Units	RL	MDL	Dilution Factor
Perfluorinated Alkyl Acids by Isotope Dilution - Mansfield Lab						
Perfluorooctanesulfonamide (FOSA)	ND		ng/l	1.89	--	1
N-Methyl Perfluorooctane Sulfonamide (NMeFOSA)	ND		ng/l	18.9	--	1
N-Ethyl Perfluorooctane Sulfonamide (NEtFOSA)	ND		ng/l	18.9	--	1
N-Methyl Perfluorooctanesulfonamido Ethanol (NMeFOSE)	ND		ng/l	47.3	--	1
N-Ethyl Perfluorooctanesulfonamido Ethanol (NEtFOSE)	ND		ng/l	47.3	--	1

Surrogate (Extracted Internal Standard)	% Recovery	Qualifier	Acceptance Criteria
Perfluoro[13C8]Octanesulfonamide (M8FOSA)	56		5-112
N-Methyl-d3-Perfluoro-1-Octanesulfonamide (d3-NMeFOSA)	54		10-161
N-Ethyl-d5-Perfluoro-1-Octanesulfonamide (d5-NEtFOSA)	58		10-160
2-(N-Methyl-d3-Perfluoro-1-Octanesulfonamido)ethan-d4-ol (d7-NMeFOSE)	62		10-189
2-(N-Ethyl-d5-Perfluoro-1-Octanesulfonamido)ethan-d4-ol (d9-NEtFOSE)	66		10-187

Project Name: TROY MILLS LANDFILL SUPERFUND **Lab Number:** L2262295

Project Number: 04.0190987.33 **Report Date:** 12/13/22

SAMPLE RESULTS

Lab ID: L2262295-13
Client ID: TRY_MW-805
Sample Location: TROY, NH

Date Collected: 11/03/22 13:00
Date Received: 11/04/22
Field Prep: Not Specified

Sample Depth:
Matrix: Water
Analytical Method: 134,LCMSMS-ID
Analytical Date: 12/08/22 23:44
Analyst: PS

Extraction Method: ALPHA 23528
Extraction Date: 11/13/22 06:50

Parameter	Result	Qualifier	Units	RL	MDL	Dilution Factor
Perfluorinated Alkyl Acids by Isotope Dilution - Mansfield Lab						
Perfluorobutanoic Acid (PFBA)	73.4		ng/l	1.89	--	1
Perfluoropentanoic Acid (PFPeA)	128		ng/l	1.89	--	1
Perfluorobutanesulfonic Acid (PFBS)	11.5		ng/l	1.89	--	1
1H,1H,2H,2H-Perfluorohexanesulfonic Acid (4:2FTS)	ND		ng/l	1.89	--	1
Perfluorohexanoic Acid (PFHxA)	112		ng/l	1.89	--	1
Perfluoropentanesulfonic Acid (PFPeS)	ND		ng/l	1.89	--	1
Perfluoroheptanoic Acid (PFHpA)	143		ng/l	1.89	--	1
Perfluorohexanesulfonic Acid (PFHxS)	4.89		ng/l	1.89	--	1
Perfluorooctanoic Acid (PFOA)	218		ng/l	1.89	--	1
1H,1H,2H,2H-Perfluorooctanesulfonic Acid (6:2FTS)	3.45		ng/l	1.89	--	1
Perfluoroheptanesulfonic Acid (PFHpS)	ND		ng/l	1.89	--	1
Perfluorononanoic Acid (PFNA)	5.50		ng/l	1.89	--	1
Perfluorooctanesulfonic Acid (PFOS)	2.88		ng/l	1.89	--	1
Perfluorodecanoic Acid (PFDA)	ND		ng/l	1.89	--	1
1H,1H,2H,2H-Perfluorodecanesulfonic Acid (8:2FTS)	ND		ng/l	1.89	--	1
Perfluorononanesulfonic Acid (PFNS)	ND		ng/l	1.89	--	1
N-Methyl Perfluorooctanesulfonamidoacetic Acid (NMeFOSAA)	ND		ng/l	1.89	--	1
Perfluoroundecanoic Acid (PFUnA)	ND		ng/l	1.89	--	1
Perfluorodecanesulfonic Acid (PFDS)	ND		ng/l	1.89	--	1
N-Ethyl Perfluorooctanesulfonamidoacetic Acid (NEtFOSAA)	ND		ng/l	1.89	--	1
Perfluorododecanoic Acid (PFDoA)	ND		ng/l	1.89	--	1
Perfluorotridecanoic Acid (PFTrDA)	ND		ng/l	1.89	--	1
Perfluorotetradecanoic Acid (PFTA)	ND		ng/l	1.89	--	1
2,3,3,3-Tetrafluoro-2-[1,1,2,2,3,3,3-Heptafluoropropoxy]-Propanoic Acid (HFPO-DA)	ND		ng/l	47.3	--	1
4,8-Dioxa-3h-Perfluorononanoic Acid (ADONA)	ND		ng/l	1.89	--	1
Perfluorohexadecanoic Acid (PFHxDA)	ND		ng/l	3.78	--	1
Perfluorooctadecanoic Acid (PFODA)	ND		ng/l	3.78	--	1

Project Name: TROY MILLS LANDFILL SUPERFUND **Lab Number:** L2262295

Project Number: 04.0190987.33 **Report Date:** 12/13/22

SAMPLE RESULTS

Lab ID: L2262295-13 Date Collected: 11/03/22 13:00

Client ID: TRY_MW-805 Date Received: 11/04/22

Sample Location: TROY, NH Field Prep: Not Specified

Sample Depth:

Parameter	Result	Qualifier	Units	RL	MDL	Dilution Factor
Perfluorinated Alkyl Acids by Isotope Dilution - Mansfield Lab						
Perfluorododecane Sulfonic Acid (PFDoDS)	ND		ng/l	1.89	--	1
1H,1H,2H,2H-Perfluorododecanesulfonic Acid (10:2FTS)	ND		ng/l	4.73	--	1
9-Chlorohexadecafluoro-3-Oxanone-1-Sulfonic Acid (9Cl-PF3ONS)	ND		ng/l	1.89	--	1
11-Chloroeicosafluoro-3-Oxaundecane-1-Sulfonic Acid (11Cl-PF3OUdS)	ND		ng/l	1.89	--	1
Perfluoro-3-Methoxypropanoic Acid (PFMPA)	ND		ng/l	1.89	--	1
Perfluoro-4-Methoxybutanoic Acid (PFMBA)	ND		ng/l	1.89	--	1
Perfluoro(2-Ethoxyethane)Sulfonic Acid (PFEESA)	ND		ng/l	1.89	--	1
Nonafluoro-3,6-Dioxaheptanoic Acid (NFDHA)	ND		ng/l	1.89	--	1

Surrogate (Extracted Internal Standard)	% Recovery	Qualifier	Acceptance Criteria
Perfluoro[13C4]Butanoic Acid (MPFBA)	93		58-132
Perfluoro[13C5]Pentanoic Acid (M5PFPEA)	108		62-163
Perfluoro[2,3,4-13C3]Butanesulfonic Acid (M3PFBS)	82		70-131
1H,1H,2H,2H-Perfluoro[1,2-13C2]Hexanesulfonic Acid (M2-4:2FTS)	**236**	Q	12-142
Perfluoro[1,2,3,4,6-13C5]Hexanoic Acid (M5PFHxA)	79		57-129
Perfluoro[1,2,3,4-13C4]Heptanoic Acid (M4PFHpA)	85		60-129
Perfluoro[1,2,3-13C3]Hexanesulfonic Acid (M3PFHxS)	90		71-134
Perfluoro[13C8]Octanoic Acid (M8PFOA)	93		62-129
1H,1H,2H,2H-Perfluoro[1,2-13C2]Octanesulfonic Acid (M2-6:2FTS)	**199**	Q	14-147
Perfluoro[13C9]Nonanoic Acid (M9PFNA)	99		59-139
Perfluoro[13C8]Octanesulfonic Acid (M8PFOS)	90		69-131
Perfluoro[1,2,3,4,5,6-13C6]Decanoic Acid (M6PFDA)	82		62-124
1H,1H,2H,2H-Perfluoro[1,2-13C2]Decanesulfonic Acid (M2-8:2FTS)	133		10-162
N-Deuteriomethylperfluoro-1-octanesulfonamidoacetic Acid (d3-NMeFOSAA)	71		24-116
Perfluoro[1,2,3,4,5,6,7-13C7]Undecanoic Acid (M7-PFUDA)	107		55-137
N-Deuterioethylperfluoro-1-octanesulfonamidoacetic Acid (d5-NEtFOSAA)	84		27-126
Perfluoro[1,2-13C2]Dodecanoic Acid (MPFDOA)	88		48-131
Perfluoro[1,2-13C2]Tetradecanoic Acid (M2PFTEDA)	87		22-136
2,3,3,3-Tetrafluoro-2-[1,1,2,2,3,3,3-Heptafluoropropoxy]-13C3-Propanoic Acid (M3HFPO-DA)	107		10-165
Perfluoro[13C2]Hexadecanoic Acid (M2PFHxDA)	103		10-206
1H,1H,2H,2H-Perfluorododecane Sulfonate (M2D4-10:2FTS)	**162**	Q	50-150

Project Name: TROY MILLS LANDFILL SUPERFUND **Lab Number:** L2262295

Project Number: 04.0190987.33 **Report Date:** 12/13/22

SAMPLE RESULTS

Lab ID: L2262295-14
Client ID: TRY_MW-104D
Sample Location: TROY, NH

Date Collected: 11/03/22 12:15
Date Received: 11/04/22
Field Prep: Not Specified

Sample Depth:
Matrix: Water
Analytical Method: 134,LCMSMS-ID
Analytical Date: 12/08/22 21:17
Analyst: JW

Extraction Method: ALPHA 23528
Extraction Date: 11/13/22 06:50

Parameter	Result	Qualifier	Units	RL	MDL	Dilution Factor
Perfluorinated Alkyl Acids by Isotope Dilution - Mansfield Lab						
Perfluorooctanesulfonamide (FOSA)	ND		ng/l	1.86	--	1
N-Methyl Perfluorooctane Sulfonamide (NMeFOSA)	ND		ng/l	18.6	--	1
N-Ethyl Perfluorooctane Sulfonamide (NEtFOSA)	ND		ng/l	18.6	--	1
N-Methyl Perfluorooctanesulfonamido Ethanol (NMeFOSE)	ND		ng/l	46.4	--	1
N-Ethyl Perfluorooctanesulfonamido Ethanol (NEtFOSE)	ND		ng/l	46.4	--	1

Surrogate (Extracted Internal Standard)	% Recovery	Qualifier	Acceptance Criteria
Perfluoro[13C8]Octanesulfonamide (M8FOSA)	63		5-112
N-Methyl-d3-Perfluoro-1-Octanesulfonamide (d3-NMeFOSA)	55		10-161
N-Ethyl-d5-Perfluoro-1-Octanesulfonamide (d5-NEtFOSA)	57		10-160
2-(N-Methyl-d3-Perfluoro-1-Octanesulfonamido)ethan-d4-ol (d7-NMeFOSE)	71		10-189
2-(N-Ethyl-d5-Perfluoro-1-Octanesulfonamido)ethan-d4-ol (d9-NEtFOSE)	72		10-187

Project Name: TROY MILLS LANDFILL SUPERFUND **Lab Number:** L2262295

Project Number: 04.0190987.33 **Report Date:** 12/13/22

SAMPLE RESULTS

Lab ID: L2262295-14
Client ID: TRY_MW-104D
Sample Location: TROY, NH

Date Collected: 11/03/22 12:15
Date Received: 11/04/22
Field Prep: Not Specified

Sample Depth:
Matrix: Water
Analytical Method: 134,LCMSMS-ID
Analytical Date: 12/09/22 00:00
Analyst: PS

Extraction Method: ALPHA 23528
Extraction Date: 11/13/22 06:50

Parameter	Result	Qualifier	Units	RL	MDL	Dilution Factor
Perfluorinated Alkyl Acids by Isotope Dilution - Mansfield Lab						
Perfluorobutanoic Acid (PFBA)	ND		ng/l	1.86	--	1
Perfluoropentanoic Acid (PFPeA)	ND		ng/l	1.86	--	1
Perfluorobutanesulfonic Acid (PFBS)	ND		ng/l	1.86	--	1
1H,1H,2H,2H-Perfluorohexanesulfonic Acid (4:2FTS)	ND		ng/l	1.86	--	1
Perfluorohexanoic Acid (PFHxA)	ND		ng/l	1.86	--	1
Perfluoropentanesulfonic Acid (PFPeS)	ND		ng/l	1.86	--	1
Perfluoroheptanoic Acid (PFHpA)	ND		ng/l	1.86	--	1
Perfluorohexanesulfonic Acid (PFHxS)	ND		ng/l	1.86	--	1
Perfluorooctanoic Acid (PFOA)	ND		ng/l	1.86	--	1
1H,1H,2H,2H-Perfluorooctanesulfonic Acid (6:2FTS)	ND		ng/l	1.86	--	1
Perfluoroheptanesulfonic Acid (PFHpS)	ND		ng/l	1.86	--	1
Perfluorononanoic Acid (PFNA)	ND		ng/l	1.86	--	1
Perfluorooctanesulfonic Acid (PFOS)	ND		ng/l	1.86	--	1
Perfluorodecanoic Acid (PFDA)	ND		ng/l	1.86	--	1
1H,1H,2H,2H-Perfluorodecanesulfonic Acid (8:2FTS)	ND		ng/l	1.86	--	1
Perfluorononanesulfonic Acid (PFNS)	ND		ng/l	1.86	--	1
N-Methyl Perfluorooctanesulfonamidoacetic Acid (NMeFOSAA)	ND		ng/l	1.86	--	1
Perfluoroundecanoic Acid (PFUnA)	ND		ng/l	1.86	--	1
Perfluorodecanesulfonic Acid (PFDS)	ND		ng/l	1.86	--	1
N-Ethyl Perfluorooctanesulfonamidoacetic Acid (NEtFOSAA)	ND		ng/l	1.86	--	1
Perfluorododecanoic Acid (PFDoA)	ND		ng/l	1.86	--	1
Perfluorotridecanoic Acid (PFTrDA)	ND		ng/l	1.86	--	1
Perfluorotetradecanoic Acid (PFTA)	ND		ng/l	1.86	--	1
2,3,3,3-Tetrafluoro-2-[1,1,2,2,3,3,3-Heptafluoropropoxy]-Propanoic Acid (HFPO-DA)	ND		ng/l	46.4	--	1
4,8-Dioxa-3h-Perfluorononanoic Acid (ADONA)	ND		ng/l	1.86	--	1
Perfluorohexadecanoic Acid (PFHxDA)	ND		ng/l	3.71	--	1
Perfluorooctadecanoic Acid (PFODA)	ND		ng/l	3.71	--	1

Project Name: TROY MILLS LANDFILL SUPERFUND **Lab Number:** L2262295

Project Number: 04.0190987.33 **Report Date:** 12/13/22

SAMPLE RESULTS

Lab ID: L2262295-14 Date Collected: 11/03/22 12:15

Client ID: TRY_MW-104D Date Received: 11/04/22

Sample Location: TROY, NH Field Prep: Not Specified

Sample Depth:

Parameter	Result	Qualifier	Units	RL	MDL	Dilution Factor
Perfluorinated Alkyl Acids by Isotope Dilution - Mansfield Lab						
Perfluorododecane Sulfonic Acid (PFDoDS)	ND		ng/l	1.86	--	1
1H,1H,2H,2H-Perfluorododecanesulfonic Acid (10:2FTS)	ND		ng/l	4.64	--	1
9-Chlorohexadecafluoro-3-Oxanone-1-Sulfonic Acid (9Cl-PF3ONS)	ND		ng/l	1.86	--	1
11-Chloroeicosafluoro-3-Oxaundecane-1-Sulfonic Acid (11Cl-PF3OUdS)	ND		ng/l	1.86	--	1
Perfluoro-3-Methoxypropanoic Acid (PFMPA)	ND		ng/l	1.86	--	1
Perfluoro-4-Methoxybutanoic Acid (PFMBA)	ND		ng/l	1.86	--	1
Perfluoro(2-Ethoxyethane)Sulfonic Acid (PFEESA)	ND		ng/l	1.86	--	1
Nonafluoro-3,6-Dioxaheptanoic Acid (NFDHA)	ND		ng/l	1.86	--	1

Surrogate (Extracted Internal Standard)	% Recovery	Qualifier	Acceptance Criteria
Perfluoro[13C4]Butanoic Acid (MPFBA)	97		58-132
Perfluoro[13C5]Pentanoic Acid (M5PFPEA)	93		62-163
Perfluoro[2,3,4-13C3]Butanesulfonic Acid (M3PFBS)	94		70-131
1H,1H,2H,2H-Perfluoro[1,2-13C2]Hexanesulfonic Acid (M2-4:2FTS)	112		12-142
Perfluoro[1,2,3,4,6-13C5]Hexanoic Acid (M5PFHxA)	97		57-129
Perfluoro[1,2,3,4-13C4]Heptanoic Acid (M4PFHpA)	93		60-129
Perfluoro[1,2,3-13C3]Hexanesulfonic Acid (M3PFHxS)	99		71-134
Perfluoro[13C8]Octanoic Acid (M8PFOA)	98		62-129
1H,1H,2H,2H-Perfluoro[1,2-13C2]Octanesulfonic Acid (M2-6:2FTS)	93		14-147
Perfluoro[13C8]Octanesulfonic Acid (M8PFOS)	101		69-131
Perfluoro[1,2,3,4,5,6-13C6]Decanoic Acid (M6PFDA)	94		62-124
1H,1H,2H,2H-Perfluoro[1,2-13C2]Decanesulfonic Acid (M2-8:2FTS)	112		10-162
N-Deuteriomethylperfluoro-1-octanesulfonamidoacetic Acid (d3-NMeFOSAA)	83		24-116
Perfluoro[1,2,3,4,5,6,7-13C7]Undecanoic Acid (M7-PFUDA)	99		55-137
Perfluoro[13C8]Octanesulfonamide (M8FOSA)	28		5-112
N-Deuterioethylperfluoro-1-octanesulfonamidoacetic Acid (d5-NEtFOSAA)	74		27-126
Perfluoro[1,2-13C2]Dodecanoic Acid (MPFDOA)	106		48-131
Perfluoro[1,2-13C2]Tetradecanoic Acid (M2PFTEDA)	82		22-136
2,3,3,3-Tetrafluoro-2-[1,1,2,2,3,3,3-Heptafluoropropoxy]-13C3-Propanoic Acid (M3HFPO-DA)	123		10-165
Perfluoro[13C2]Hexadecanoic Acid (M2PFHxDA)	93		10-206
1H,1H,2H,2H-Perfluorododecane Sulfonate (M2D4-10:2FTS)	**177**	Q	50-150

Project Name: TROY MILLS LANDFILL SUPERFUND **Lab Number:** L2262295

Project Number: 04.0190987.33 **Report Date:** 12/13/22

SAMPLE RESULTS

Lab ID: L2262295-15
Client ID: TRY_MW-104S
Sample Location: TROY, NH

Date Collected: 11/03/22 14:00
Date Received: 11/04/22
Field Prep: Not Specified

Sample Depth:
Matrix: Water
Analytical Method: 134,LCMSMS-ID
Analytical Date: 12/08/22 21:23
Analyst: JW

Extraction Method: ALPHA 23528
Extraction Date: 11/13/22 06:50

Parameter	Result	Qualifier	Units	RL	MDL	Dilution Factor
Perfluorinated Alkyl Acids by Isotope Dilution - Mansfield Lab						
Perfluorooctanesulfonamide (FOSA)	ND		ng/l	1.95	--	1
N-Methyl Perfluorooctane Sulfonamide (NMeFOSA)	ND		ng/l	19.5	--	1
N-Ethyl Perfluorooctane Sulfonamide (NEtFOSA)	ND		ng/l	19.5	--	1
N-Methyl Perfluorooctanesulfonamido Ethanol (NMeFOSE)	ND		ng/l	48.8	--	1
N-Ethyl Perfluorooctanesulfonamido Ethanol (NEtFOSE)	ND		ng/l	48.8	--	1

Surrogate (Extracted Internal Standard)	% Recovery	Qualifier	Acceptance Criteria
Perfluoro[13C8]Octanesulfonamide (M8FOSA)	61		5-112
N-Methyl-d3-Perfluoro-1-Octanesulfonamide (d3-NMeFOSA)	57		10-161
N-Ethyl-d5-Perfluoro-1-Octanesulfonamide (d5-NEtFOSA)	60		10-160
2-(N-Methyl-d3-Perfluoro-1-Octanesulfonamido)ethan-d4-ol (d7-NMeFOSE)	70		10-189
2-(N-Ethyl-d5-Perfluoro-1-Octanesulfonamido)ethan-d4-ol (d9-NEtFOSE)	68		10-187

Project Name: TROY MILLS LANDFILL SUPERFUND **Lab Number:** L2262295

Project Number: 04.0190987.33 **Report Date:** 12/13/22

SAMPLE RESULTS

Lab ID: L2262295-15
Client ID: TRY_MW-104S
Sample Location: TROY, NH

Date Collected: 11/03/22 14:00
Date Received: 11/04/22
Field Prep: Not Specified

Sample Depth:
Matrix: Water
Analytical Method: 134,LCMSMS-ID
Analytical Date: 12/09/22 00:17
Analyst: PS

Extraction Method: ALPHA 23528
Extraction Date: 11/13/22 06:50

Parameter	Result	Qualifier	Units	RL	MDL	Dilution Factor
Perfluorinated Alkyl Acids by Isotope Dilution - Mansfield Lab						
Perfluorobutanoic Acid (PFBA)	43.7		ng/l	1.95	--	1
Perfluoropentanoic Acid (PFPeA)	94.7		ng/l	1.95	--	1
Perfluorobutanesulfonic Acid (PFBS)	11.2		ng/l	1.95	--	1
1H,1H,2H,2H-Perfluorohexanesulfonic Acid (4:2FTS)	ND		ng/l	1.95	--	1
Perfluorohexanoic Acid (PFHxA)	121		ng/l	1.95	--	1
Perfluoropentanesulfonic Acid (PFPeS)	ND		ng/l	1.95	--	1
Perfluoroheptanoic Acid (PFHpA)	162		ng/l	1.95	--	1
Perfluorohexanesulfonic Acid (PFHxS)	7.34		ng/l	1.95	--	1
Perfluorooctanoic Acid (PFOA)	291		ng/l	1.95	--	1
1H,1H,2H,2H-Perfluorooctanesulfonic Acid (6:2FTS)	ND		ng/l	1.95	--	1
Perfluoroheptanesulfonic Acid (PFHpS)	ND		ng/l	1.95	--	1
Perfluorononanoic Acid (PFNA)	24.4		ng/l	1.95	--	1
Perfluorooctanesulfonic Acid (PFOS)	10.8		ng/l	1.95	--	1
Perfluorodecanoic Acid (PFDA)	ND		ng/l	1.95	--	1
1H,1H,2H,2H-Perfluorodecanesulfonic Acid (8:2FTS)	ND		ng/l	1.95	--	1
Perfluorononanesulfonic Acid (PFNS)	ND		ng/l	1.95	--	1
N-Methyl Perfluorooctanesulfonamidoacetic Acid (NMeFOSAA)	ND		ng/l	1.95	--	1
Perfluoroundecanoic Acid (PFUnA)	ND		ng/l	1.95	--	1
Perfluorodecanesulfonic Acid (PFDS)	ND		ng/l	1.95	--	1
N-Ethyl Perfluorooctanesulfonamidoacetic Acid (NEtFOSAA)	ND		ng/l	1.95	--	1
Perfluorododecanoic Acid (PFDoA)	ND		ng/l	1.95	--	1
Perfluorotridecanoic Acid (PFTrDA)	ND		ng/l	1.95	--	1
Perfluorotetradecanoic Acid (PFTA)	ND		ng/l	1.95	--	1
2,3,3,3-Tetrafluoro-2-[1,1,2,2,3,3,3-Heptafluoropropoxy]-Propanoic Acid (HFPO-DA)	ND		ng/l	48.8	--	1
4,8-Dioxa-3h-Perfluorononanoic Acid (ADONA)	ND		ng/l	1.95	--	1
Perfluorohexadecanoic Acid (PFHxDA)	ND		ng/l	3.90	--	1
Perfluorooctadecanoic Acid (PFODA)	ND		ng/l	3.90	--	1

Project Name: TROY MILLS LANDFILL SUPERFUND **Lab Number:** L2262295

Project Number: 04.0190987.33 **Report Date:** 12/13/22

SAMPLE RESULTS

Lab ID: L2262295-15 Date Collected: 11/03/22 14:00

Client ID: TRY_MW-104S Date Received: 11/04/22

Sample Location: TROY, NH Field Prep: Not Specified

Sample Depth:

Parameter	Result	Qualifier	Units	RL	MDL	Dilution Factor
Perfluorinated Alkyl Acids by Isotope Dilution - Mansfield Lab						
Perfluorododecane Sulfonic Acid (PFDoDS)	ND		ng/l	1.95	--	1
1H,1H,2H,2H-Perfluorododecanesulfonic Acid (10:2FTS)	ND		ng/l	4.88	--	1
9-Chlorohexadecafluoro-3-Oxanone-1-Sulfonic Acid (9Cl-PF3ONS)	ND		ng/l	1.95	--	1
11-Chloroeicosafluoro-3-Oxaundecane-1-Sulfonic Acid (11Cl-PF3OUdS)	ND		ng/l	1.95	--	1
Perfluoro-3-Methoxypropanoic Acid (PFMPA)	ND		ng/l	1.95	--	1
Perfluoro-4-Methoxybutanoic Acid (PFMBA)	ND		ng/l	1.95	--	1
Perfluoro(2-Ethoxyethane)Sulfonic Acid (PFEESA)	ND		ng/l	1.95	--	1
Nonafluoro-3,6-Dioxaheptanoic Acid (NFDHA)	ND		ng/l	1.95	--	1

Surrogate (Extracted Internal Standard)	% Recovery	Qualifier	Acceptance Criteria
Perfluoro[13C4]Butanoic Acid (MPFBA)	98		58-132
Perfluoro[13C5]Pentanoic Acid (M5PFPEA)	98		62-163
Perfluoro[2,3,4-13C3]Butanesulfonic Acid (M3PFBS)	84		70-131
1H,1H,2H,2H-Perfluoro[1,2-13C2]Hexanesulfonic Acid (M2-4:2FTS)	**181**	Q	12-142
Perfluoro[1,2,3,4,6-13C5]Hexanoic Acid (M5PFHxA)	88		57-129
Perfluoro[1,2,3,4-13C4]Heptanoic Acid (M4PFHpA)	91		60-129
Perfluoro[1,2,3-13C3]Hexanesulfonic Acid (M3PFHxS)	102		71-134
Perfluoro[13C8]Octanoic Acid (M8PFOA)	94		62-129
1H,1H,2H,2H-Perfluoro[1,2-13C2]Octanesulfonic Acid (M2-6:2FTS)	128		14-147
Perfluoro[13C9]Nonanoic Acid (M9PFNA)	99		59-139
Perfluoro[13C8]Octanesulfonic Acid (M8PFOS)	94		69-131
Perfluoro[1,2,3,4,5,6-13C6]Decanoic Acid (M6PFDA)	97		62-124
1H,1H,2H,2H-Perfluoro[1,2-13C2]Decanesulfonic Acid (M2-8:2FTS)	122		10-162
N-Deuteriomethylperfluoro-1-octanesulfonamidoacetic Acid (d3-NMeFOSAA)	80		24-116
Perfluoro[1,2,3,4,5,6,7-13C7]Undecanoic Acid (M7-PFUDA)	104		55-137
N-Deuterioethylperfluoro-1-octanesulfonamidoacetic Acid (d5-NEtFOSAA)	53		27-126
Perfluoro[1,2-13C2]Dodecanoic Acid (MPFDOA)	102		48-131
Perfluoro[1,2-13C2]Tetradecanoic Acid (M2PFTEDA)	87		22-136
2,3,3,3-Tetrafluoro-2-[1,1,2,2,3,3,3-Heptafluoropropoxy]-13C3-Propanoic Acid (M3HFPO-DA)	103		10-165
Perfluoro[13C2]Hexadecanoic Acid (M2PFHxDA)	100		10-206
1H,1H,2H,2H-Perfluorododecane Sulfonate (M2D4-10:2FTS)	**173**	Q	50-150

Project Name: TROY MILLS LANDFILL SUPERFUND **Lab Number:** L2262295

Project Number: 04.0190987.33 **Report Date:** 12/13/22

SAMPLE RESULTS

Lab ID: L2262295-16
Client ID: EQUIP BLANK
Sample Location: TROY, NH

Date Collected: 11/03/22 15:30
Date Received: 11/04/22
Field Prep: Not Specified

Sample Depth:
Matrix: Water
Analytical Method: 134,LCMSMS-ID
Analytical Date: 12/08/22 21:30
Analyst: JW

Extraction Method: ALPHA 23528
Extraction Date: 11/13/22 06:50

Parameter	Result	Qualifier	Units	RL	MDL	Dilution Factor
Perfluorinated Alkyl Acids by Isotope Dilution - Mansfield Lab						
Perfluorooctanesulfonamide (FOSA)	ND		ng/l	1.85	--	1
N-Methyl Perfluorooctane Sulfonamide (NMeFOSA)	ND		ng/l	18.5	--	1
N-Ethyl Perfluorooctane Sulfonamide (NEtFOSA)	ND		ng/l	18.5	--	1
N-Methyl Perfluorooctanesulfonamido Ethanol (NMeFOSE)	ND		ng/l	46.2	--	1
N-Ethyl Perfluorooctanesulfonamido Ethanol (NEtFOSE)	ND		ng/l	46.2	--	1

Surrogate (Extracted Internal Standard)	% Recovery	Qualifier	Acceptance Criteria
Perfluoro[13C8]Octanesulfonamide (M8FOSA)	68		5-112
N-Methyl-d3-Perfluoro-1-Octanesulfonamide (d3-NMeFOSA)	67		10-161
N-Ethyl-d5-Perfluoro-1-Octanesulfonamide (d5-NEtFOSA)	70		10-160
2-(N-Methyl-d3-Perfluoro-1-Octanesulfonamido)ethan-d4-ol (d7-NMeFOSE)	81		10-189
2-(N-Ethyl-d5-Perfluoro-1-Octanesulfonamido)ethan-d4-ol (d9-NEtFOSE)	81		10-187

Project Name: TROY MILLS LANDFILL SUPERFUND **Lab Number:** L2262295

Project Number: 04.0190987.33 **Report Date:** 12/13/22

SAMPLE RESULTS

Lab ID: L2262295-16
Client ID: EQUIP BLANK
Sample Location: TROY, NH

Date Collected: 11/03/22 15:30
Date Received: 11/04/22
Field Prep: Not Specified

Sample Depth:
Matrix: Water
Analytical Method: 134,LCMSMS-ID
Analytical Date: 12/09/22 00:34
Analyst: PS

Extraction Method: ALPHA 23528
Extraction Date: 11/13/22 06:50

Parameter	Result	Qualifier	Units	RL	MDL	Dilution Factor
Perfluorinated Alkyl Acids by Isotope Dilution - Mansfield Lab						
Perfluorobutanoic Acid (PFBA)	ND		ng/l	1.85	--	1
Perfluoropentanoic Acid (PFPeA)	ND		ng/l	1.85	--	1
Perfluorobutanesulfonic Acid (PFBS)	ND		ng/l	1.85	--	1
1H,1H,2H,2H-Perfluorohexanesulfonic Acid (4:2FTS)	ND		ng/l	1.85	--	1
Perfluorohexanoic Acid (PFHxA)	ND		ng/l	1.85	--	1
Perfluoropentanesulfonic Acid (PFPeS)	ND		ng/l	1.85	--	1
Perfluoroheptanoic Acid (PFHpA)	ND		ng/l	1.85	--	1
Perfluorohexanesulfonic Acid (PFHxS)	ND		ng/l	1.85	--	1
Perfluorooctanoic Acid (PFOA)	ND		ng/l	1.85	--	1
1H,1H,2H,2H-Perfluorooctanesulfonic Acid (6:2FTS)	ND		ng/l	1.85	--	1
Perfluoroheptanesulfonic Acid (PFHpS)	ND		ng/l	1.85	--	1
Perfluorononanoic Acid (PFNA)	ND		ng/l	1.85	--	1
Perfluorooctanesulfonic Acid (PFOS)	ND		ng/l	1.85	--	1
Perfluorodecanoic Acid (PFDA)	ND		ng/l	1.85	--	1
1H,1H,2H,2H-Perfluorodecanesulfonic Acid (8:2FTS)	ND		ng/l	1.85	--	1
Perfluorononanesulfonic Acid (PFNS)	ND		ng/l	1.85	--	1
N-Methyl Perfluorooctanesulfonamidoacetic Acid (NMeFOSAA)	ND		ng/l	1.85	--	1
Perfluoroundecanoic Acid (PFUnA)	ND		ng/l	1.85	--	1
Perfluorodecanesulfonic Acid (PFDS)	ND		ng/l	1.85	--	1
N-Ethyl Perfluorooctanesulfonamidoacetic Acid (NEtFOSAA)	ND		ng/l	1.85	--	1
Perfluorododecanoic Acid (PFDoA)	ND		ng/l	1.85	--	1
Perfluorotridecanoic Acid (PFTrDA)	ND		ng/l	1.85	--	1
Perfluorotetradecanoic Acid (PFTA)	ND		ng/l	1.85	--	1
2,3,3,3-Tetrafluoro-2-[1,1,2,2,3,3,3-Heptafluoropropoxy]-Propanoic Acid (HFPO-DA)	ND		ng/l	46.2	--	1
4,8-Dioxa-3h-Perfluorononanoic Acid (ADONA)	ND		ng/l	1.85	--	1
Perfluorohexadecanoic Acid (PFHxDA)	ND		ng/l	3.69	--	1
Perfluorooctadecanoic Acid (PFODA)	ND		ng/l	3.69	--	1

Project Name: TROY MILLS LANDFILL SUPERFUND **Lab Number:** L2262295

Project Number: 04.0190987.33 **Report Date:** 12/13/22

SAMPLE RESULTS

Lab ID: L2262295-16 Date Collected: 11/03/22 15:30

Client ID: EQUIP BLANK Date Received: 11/04/22

Sample Location: TROY, NH Field Prep: Not Specified

Sample Depth:

Parameter	Result	Qualifier	Units	RL	MDL	Dilution Factor
Perfluorinated Alkyl Acids by Isotope Dilution - Mansfield Lab						
Perfluorododecane Sulfonic Acid (PFDoDS)	ND		ng/l	1.85	--	1
1H,1H,2H,2H-Perfluorododecanesulfonic Acid (10:2FTS)	ND		ng/l	4.62	--	1
9-Chlorohexadecafluoro-3-Oxanone-1-Sulfonic Acid (9Cl-PF3ONS)	ND		ng/l	1.85	--	1
11-Chloroeicosafluoro-3-Oxaundecane-1-Sulfonic Acid (11Cl-PF3OUdS)	ND		ng/l	1.85	--	1
Perfluoro-3-Methoxypropanoic Acid (PFMPA)	ND		ng/l	1.85	--	1
Perfluoro-4-Methoxybutanoic Acid (PFMBA)	ND		ng/l	1.85	--	1
Perfluoro(2-Ethoxyethane)Sulfonic Acid (PFEESA)	ND		ng/l	1.85	--	1
Nonafluoro-3,6-Dioxaheptanoic Acid (NFDHA)	ND		ng/l	1.85	--	1

Surrogate (Extracted Internal Standard)	% Recovery	Qualifier	Acceptance Criteria
Perfluoro[13C4]Butanoic Acid (MPFBA)	99		58-132
Perfluoro[13C5]Pentanoic Acid (M5PFPEA)	96		62-163
Perfluoro[2,3,4-13C3]Butanesulfonic Acid (M3PFBS)	99		70-131
1H,1H,2H,2H-Perfluoro[1,2-13C2]Hexanesulfonic Acid (M2-4:2FTS)	111		12-142
Perfluoro[1,2,3,4,6-13C5]Hexanoic Acid (M5PFHxA)	97		57-129
Perfluoro[1,2,3,4-13C4]Heptanoic Acid (M4PFHpA)	94		60-129
Perfluoro[1,2,3-13C3]Hexanesulfonic Acid (M3PFHxS)	102		71-134
Perfluoro[13C8]Octanoic Acid (M8PFOA)	103		62-129
1H,1H,2H,2H-Perfluoro[1,2-13C2]Octanesulfonic Acid (M2-6:2FTS)	104		14-147
Perfluoro[13C9]Nonanoic Acid (M9PFNA)	101		59-139
Perfluoro[13C8]Octanesulfonic Acid (M8PFOS)	101		69-131
Perfluoro[1,2,3,4,5,6-13C6]Decanoic Acid (M6PFDA)	96		62-124
1H,1H,2H,2H-Perfluoro[1,2-13C2]Decanesulfonic Acid (M2-8:2FTS)	125		10-162
N-Deuteriomethylperfluoro-1-octanesulfonamidoacetic Acid (d3-NMeFOSAA)	84		24-116
Perfluoro[1,2,3,4,5,6,7-13C7]Undecanoic Acid (M7-PFUDA)	111		55-137
N-Deuterioethylperfluoro-1-octanesulfonamidoacetic Acid (d5-NEtFOSAA)	85		27-126
Perfluoro[1,2-13C2]Dodecanoic Acid (MPFDOA)	110		48-131
Perfluoro[1,2-13C2]Tetradecanoic Acid (M2PFTEDA)	110		22-136
2,3,3,3-Tetrafluoro-2-[1,1,2,2,3,3,3-Heptafluoropropoxy]-13C3-Propanoic Acid (M3HFPO-DA)	95		10-165
Perfluoro[13C2]Hexadecanoic Acid (M2PFHxDA)	112		10-206
1H,1H,2H,2H-Perfluorododecane Sulfonate (M2D4-10:2FTS)	**169**	Q	50-150

Project Name: TROY MILLS LANDFILL SUPERFUND **Lab Number:** L2262295

Project Number: 04.0190987.33 **Report Date:** 12/13/22

SAMPLE RESULTS

Lab ID: L2262295-17
Client ID: TRY_MW-801
Sample Location: TROY, NH

Date Collected: 11/04/22 10:40
Date Received: 11/04/22
Field Prep: Not Specified

Sample Depth:
Matrix: Water
Analytical Method: 134,LCMSMS-ID
Analytical Date: 12/08/22 21:36
Analyst: JW

Extraction Method: ALPHA 23528
Extraction Date: 11/13/22 06:50

Parameter	Result	Qualifier	Units	RL	MDL	Dilution Factor
Perfluorinated Alkyl Acids by Isotope Dilution - Mansfield Lab						
Perfluorooctanesulfonamide (FOSA)	ND		ng/l	1.78	--	1
N-Methyl Perfluorooctane Sulfonamide (NMeFOSA)	ND		ng/l	17.8	--	1
N-Ethyl Perfluorooctane Sulfonamide (NEtFOSA)	ND		ng/l	17.8	--	1
N-Methyl Perfluorooctanesulfonamido Ethanol (NMeFOSE)	ND		ng/l	44.4	--	1
N-Ethyl Perfluorooctanesulfonamido Ethanol (NEtFOSE)	ND		ng/l	44.4	--	1

Surrogate (Extracted Internal Standard)	% Recovery	Qualifier	Acceptance Criteria
Perfluoro[13C8]Octanesulfonamide (M8FOSA)	68		5-112
N-Methyl-d3-Perfluoro-1-Octanesulfonamide (d3-NMeFOSA)	54		10-161
N-Ethyl-d5-Perfluoro-1-Octanesulfonamide (d5-NEtFOSA)	53		10-160
2-(N-Methyl-d3-Perfluoro-1-Octanesulfonamido)ethan-d4-ol (d7-NMeFOSE)	67		10-189
2-(N-Ethyl-d5-Perfluoro-1-Octanesulfonamido)ethan-d4-ol (d9-NEtFOSE)	74		10-187

Project Name: TROY MILLS LANDFILL SUPERFUND **Lab Number:** L2262295

Project Number: 04.0190987.33 **Report Date:** 12/13/22

SAMPLE RESULTS

Lab ID: L2262295-17
Client ID: TRY_MW-801
Sample Location: TROY, NH

Date Collected: 11/04/22 10:40
Date Received: 11/04/22
Field Prep: Not Specified

Sample Depth:
Matrix: Water
Analytical Method: 134,LCMSMS-ID
Analytical Date: 12/09/22 00:50
Analyst: PS

Extraction Method: ALPHA 23528
Extraction Date: 11/13/22 06:50

Parameter	Result	Qualifier	Units	RL	MDL	Dilution Factor
Perfluorinated Alkyl Acids by Isotope Dilution - Mansfield Lab						
Perfluorobutanoic Acid (PFBA)	82.0		ng/l	1.78	--	1
Perfluoropentanoic Acid (PFPeA)	155		ng/l	1.78	--	1
Perfluorobutanesulfonic Acid (PFBS)	24.5		ng/l	1.78	--	1
1H,1H,2H,2H-Perfluorohexanesulfonic Acid (4:2FTS)	ND		ng/l	1.78	--	1
Perfluorohexanoic Acid (PFHxA)	199		ng/l	1.78	--	1
Perfluoropentanesulfonic Acid (PFPeS)	1.89		ng/l	1.78	--	1
Perfluoroheptanoic Acid (PFHpA)	321		ng/l	1.78	--	1
Perfluorohexanesulfonic Acid (PFHxS)	10.4		ng/l	1.78	--	1
Perfluorooctanoic Acid (PFOA)	602		ng/l	1.78	--	1
1H,1H,2H,2H-Perfluorooctanesulfonic Acid (6:2FTS)	ND		ng/l	1.78	--	1
Perfluoroheptanesulfonic Acid (PFHpS)	ND		ng/l	1.78	--	1
Perfluorononanoic Acid (PFNA)	16.4		ng/l	1.78	--	1
Perfluorooctanesulfonic Acid (PFOS)	4.99		ng/l	1.78	--	1
Perfluorodecanoic Acid (PFDA)	2.21		ng/l	1.78	--	1
1H,1H,2H,2H-Perfluorodecanesulfonic Acid (8:2FTS)	ND		ng/l	1.78	--	1
Perfluorononanesulfonic Acid (PFNS)	ND		ng/l	1.78	--	1
N-Methyl Perfluorooctanesulfonamidoacetic Acid (NMeFOSAA)	ND		ng/l	1.78	--	1
Perfluoroundecanoic Acid (PFUnA)	4.17		ng/l	1.78	--	1
Perfluorodecanesulfonic Acid (PFDS)	ND		ng/l	1.78	--	1
N-Ethyl Perfluorooctanesulfonamidoacetic Acid (NEtFOSAA)	ND		ng/l	1.78	--	1
Perfluorododecanoic Acid (PFDoA)	ND		ng/l	1.78	--	1
Perfluorotridecanoic Acid (PFTrDA)	ND		ng/l	1.78	--	1
Perfluorotetradecanoic Acid (PFTA)	ND		ng/l	1.78	--	1
2,3,3,3-Tetrafluoro-2-[1,1,2,2,3,3,3-Heptafluoropropoxy]-Propanoic Acid (HFPO-DA)	ND		ng/l	44.4	--	1
4,8-Dioxa-3h-Perfluorononanoic Acid (ADONA)	ND		ng/l	1.78	--	1
Perfluorohexadecanoic Acid (PFHxDA)	ND		ng/l	3.55	--	1
Perfluorooctadecanoic Acid (PFODA)	ND		ng/l	3.55	--	1

Project Name: TROY MILLS LANDFILL SUPERFUND **Lab Number:** L2262295

Project Number: 04.0190987.33 **Report Date:** 12/13/22

SAMPLE RESULTS

Lab ID: L2262295-17 Date Collected: 11/04/22 10:40

Client ID: TRY_MW-801 Date Received: 11/04/22

Sample Location: TROY, NH Field Prep: Not Specified

Sample Depth:

Parameter	Result	Qualifier	Units	RL	MDL	Dilution Factor
Perfluorinated Alkyl Acids by Isotope Dilution - Mansfield Lab						
Perfluorododecane Sulfonic Acid (PFDoDS)	ND		ng/l	1.78	--	1
1H,1H,2H,2H-Perfluorododecanesulfonic Acid (10:2FTS)	ND		ng/l	4.44	--	1
9-Chlorohexadecafluoro-3-Oxanone-1-Sulfonic Acid (9Cl-PF3ONS)	ND		ng/l	1.78	--	1
11-Chloroeicosafluoro-3-Oxaundecane-1-Sulfonic Acid (11Cl-PF3OUdS)	ND		ng/l	1.78	--	1
Perfluoro-3-Methoxypropanoic Acid (PFMPA)	ND		ng/l	1.78	--	1
Perfluoro-4-Methoxybutanoic Acid (PFMBA)	ND		ng/l	1.78	--	1
Perfluoro(2-Ethoxyethane)Sulfonic Acid (PFEESA)	ND		ng/l	1.78	--	1
Nonafluoro-3,6-Dioxaheptanoic Acid (NFDHA)	ND		ng/l	1.78	--	1

Surrogate (Extracted Internal Standard)	% Recovery	Qualifier	Acceptance Criteria
Perfluoro[13C4]Butanoic Acid (MPFBA)	96		58-132
Perfluoro[13C5]Pentanoic Acid (M5PFPEA)	108		62-163
Perfluoro[2,3,4-13C3]Butanesulfonic Acid (M3PFBS)	80		70-131
1H,1H,2H,2H-Perfluoro[1,2-13C2]Hexanesulfonic Acid (M2-4:2FTS)	**196**	Q	12-142
Perfluoro[1,2,3,4,6-13C5]Hexanoic Acid (M5PFHxA)	91		57-129
Perfluoro[1,2,3,4-13C4]Heptanoic Acid (M4PFHpA)	90		60-129
Perfluoro[1,2,3-13C3]Hexanesulfonic Acid (M3PFHxS)	89		71-134
Perfluoro[13C8]Octanoic Acid (M8PFOA)	97		62-129
1H,1H,2H,2H-Perfluoro[1,2-13C2]Octanesulfonic Acid (M2-6:2FTS)	**157**	Q	14-147
Perfluoro[13C9]Nonanoic Acid (M9PFNA)	125		59-139
Perfluoro[13C8]Octanesulfonic Acid (M8PFOS)	87		69-131
Perfluoro[1,2,3,4,5,6-13C6]Decanoic Acid (M6PFDA)	91		62-124
1H,1H,2H,2H-Perfluoro[1,2-13C2]Decanesulfonic Acid (M2-8:2FTS)	134		10-162
N-Deuteriomethylperfluoro-1-octanesulfonamidoacetic Acid (d3-NMeFOSAA)	78		24-116
Perfluoro[1,2,3,4,5,6,7-13C7]Undecanoic Acid (M7-PFUDA)	105		55-137
N-Deuterioethylperfluoro-1-octanesulfonamidoacetic Acid (d5-NEtFOSAA)	86		27-126
Perfluoro[1,2-13C2]Dodecanoic Acid (MPFDOA)	97		48-131
Perfluoro[1,2-13C2]Tetradecanoic Acid (M2PFTEDA)	80		22-136
2,3,3,3-Tetrafluoro-2-[1,1,2,2,3,3,3-Heptafluoropropoxy]-13C3-Propanoic Acid (M3HFPO-DA)	85		10-165
Perfluoro[13C2]Hexadecanoic Acid (M2PFHxDA)	83		10-206
1H,1H,2H,2H-Perfluorododecane Sulfonate (M2D4-10:2FTS)	**165**	Q	50-150

Project Name: TROY MILLS LANDFILL SUPERFUND **Lab Number:** L2262295

Project Number: 04.0190987.33 **Report Date:** 12/13/22

SAMPLE RESULTS

Lab ID: L2262295-18
Client ID: TRY_MW-802
Sample Location: TROY, NH

Date Collected: 11/04/22 12:05
Date Received: 11/04/22
Field Prep: Not Specified

Sample Depth:
Matrix: Water
Analytical Method: 134,LCMSMS-ID
Analytical Date: 12/08/22 21:42
Analyst: JW

Extraction Method: ALPHA 23528
Extraction Date: 11/13/22 06:50

Parameter	Result	Qualifier	Units	RL	MDL	Dilution Factor
Perfluorinated Alkyl Acids by Isotope Dilution - Mansfield Lab						
Perfluorooctanesulfonamide (FOSA)	ND		ng/l	1.88	--	1
N-Methyl Perfluorooctane Sulfonamide (NMeFOSA)	ND		ng/l	18.8	--	1
N-Ethyl Perfluorooctane Sulfonamide (NEtFOSA)	ND		ng/l	18.8	--	1
N-Methyl Perfluorooctanesulfonamido Ethanol (NMeFOSE)	ND		ng/l	47.1	--	1
N-Ethyl Perfluorooctanesulfonamido Ethanol (NEtFOSE)	ND		ng/l	47.1	--	1

Surrogate (Extracted Internal Standard)	% Recovery	Qualifier	Acceptance Criteria
Perfluoro[13C8]Octanesulfonamide (M8FOSA)	63		5-112
N-Methyl-d3-Perfluoro-1-Octanesulfonamide (d3-NMeFOSA)	50		10-161
N-Ethyl-d5-Perfluoro-1-Octanesulfonamide (d5-NEtFOSA)	62		10-160
2-(N-Methyl-d3-Perfluoro-1-Octanesulfonamido)ethan-d4-ol (d7-NMeFOSE)	50		10-189
2-(N-Ethyl-d5-Perfluoro-1-Octanesulfonamido)ethan-d4-ol (d9-NEtFOSE)	72		10-187

Project Name: TROY MILLS LANDFILL SUPERFUND **Lab Number:** L2262295

Project Number: 04.0190987.33 **Report Date:** 12/13/22

SAMPLE RESULTS

Lab ID: L2262295-18
Client ID: TRY_MW-802
Sample Location: TROY, NH

Date Collected: 11/04/22 12:05
Date Received: 11/04/22
Field Prep: Not Specified

Sample Depth:
Matrix: Water
Analytical Method: 134,LCMSMS-ID
Analytical Date: 12/09/22 01:07
Analyst: PS

Extraction Method: ALPHA 23528
Extraction Date: 11/13/22 06:50

Parameter	Result	Qualifier	Units	RL	MDL	Dilution Factor
Perfluorinated Alkyl Acids by Isotope Dilution - Mansfield Lab						
Perfluorobutanoic Acid (PFBA)	82.2		ng/l	1.88	--	1
Perfluoropentanoic Acid (PFPeA)	158		ng/l	1.88	--	1
Perfluorobutanesulfonic Acid (PFBS)	24.6		ng/l	1.88	--	1
1H,1H,2H,2H-Perfluorohexanesulfonic Acid (4:2FTS)	ND		ng/l	1.88	--	1
Perfluorohexanoic Acid (PFHxA)	209		ng/l	1.88	--	1
Perfluoropentanesulfonic Acid (PFPeS)	ND		ng/l	1.88	--	1
Perfluoroheptanoic Acid (PFHpA)	233		ng/l	1.88	--	1
Perfluorohexanesulfonic Acid (PFHxS)	6.30		ng/l	1.88	--	1
Perfluorooctanoic Acid (PFOA)	300		ng/l	1.88	--	1
1H,1H,2H,2H-Perfluorooctanesulfonic Acid (6:2FTS)	2.87		ng/l	1.88	--	1
Perfluoroheptanesulfonic Acid (PFHpS)	ND		ng/l	1.88	--	1
Perfluorononanoic Acid (PFNA)	7.35		ng/l	1.88	--	1
Perfluorooctanesulfonic Acid (PFOS)	3.12		ng/l	1.88	--	1
Perfluorodecanoic Acid (PFDA)	ND		ng/l	1.88	--	1
1H,1H,2H,2H-Perfluorodecanesulfonic Acid (8:2FTS)	ND		ng/l	1.88	--	1
Perfluorononanesulfonic Acid (PFNS)	ND		ng/l	1.88	--	1
N-Methyl Perfluorooctanesulfonamidoacetic Acid (NMeFOSAA)	ND		ng/l	1.88	--	1
Perfluoroundecanoic Acid (PFUnA)	ND		ng/l	1.88	--	1
Perfluorodecanesulfonic Acid (PFDS)	ND		ng/l	1.88	--	1
N-Ethyl Perfluorooctanesulfonamidoacetic Acid (NEtFOSAA)	ND		ng/l	1.88	--	1
Perfluorododecanoic Acid (PFDoA)	ND		ng/l	1.88	--	1
Perfluorotridecanoic Acid (PFTrDA)	ND		ng/l	1.88	--	1
Perfluorotetradecanoic Acid (PFTA)	ND		ng/l	1.88	--	1
2,3,3,3-Tetrafluoro-2-[1,1,2,2,3,3,3-Heptafluoropropoxy]-Propanoic Acid (HFPO-DA)	ND		ng/l	47.1	--	1
4,8-Dioxa-3h-Perfluorononanoic Acid (ADONA)	ND		ng/l	1.88	--	1
Perfluorohexadecanoic Acid (PFHxDA)	ND		ng/l	3.77	--	1
Perfluorooctadecanoic Acid (PFODA)	ND		ng/l	3.77	--	1

Project Name: TROY MILLS LANDFILL SUPERFUND **Lab Number:** L2262295

Project Number: 04.0190987.33 **Report Date:** 12/13/22

SAMPLE RESULTS

Lab ID: L2262295-18 Date Collected: 11/04/22 12:05

Client ID: TRY_MW-802 Date Received: 11/04/22

Sample Location: TROY, NH Field Prep: Not Specified

Sample Depth:

Parameter	Result	Qualifier	Units	RL	MDL	Dilution Factor
Perfluorinated Alkyl Acids by Isotope Dilution - Mansfield Lab						
Perfluorododecane Sulfonic Acid (PFDoDS)	ND		ng/l	1.88	--	1
1H,1H,2H,2H-Perfluorododecanesulfonic Acid (10:2FTS)	ND		ng/l	4.71	--	1
9-Chlorohexadecafluoro-3-Oxanone-1-Sulfonic Acid (9Cl-PF3ONS)	ND		ng/l	1.88	--	1
11-Chloroeicosafluoro-3-Oxaundecane-1-Sulfonic Acid (11Cl-PF3OUdS)	ND		ng/l	1.88	--	1
Perfluoro-3-Methoxypropanoic Acid (PFMPA)	ND		ng/l	1.88	--	1
Perfluoro-4-Methoxybutanoic Acid (PFMBA)	ND		ng/l	1.88	--	1
Perfluoro(2-Ethoxyethane)Sulfonic Acid (PFEESA)	ND		ng/l	1.88	--	1
Nonafluoro-3,6-Dioxaheptanoic Acid (NFDHA)	ND		ng/l	1.88	--	1

Surrogate (Extracted Internal Standard)	% Recovery	Qualifier	Acceptance Criteria
Perfluoro[13C4]Butanoic Acid (MPFBA)	98		58-132
Perfluoro[13C5]Pentanoic Acid (M5PFPEA)	99		62-163
Perfluoro[2,3,4-13C3]Butanesulfonic Acid (M3PFBS)	79		70-131
1H,1H,2H,2H-Perfluoro[1,2-13C2]Hexanesulfonic Acid (M2-4:2FTS)	**200**	Q	12-142
Perfluoro[1,2,3,4,6-13C5]Hexanoic Acid (M5PFHxA)	91		57-129
Perfluoro[1,2,3,4-13C4]Heptanoic Acid (M4PFHpA)	92		60-129
Perfluoro[1,2,3-13C3]Hexanesulfonic Acid (M3PFHxS)	86		71-134
Perfluoro[13C8]Octanoic Acid (M8PFOA)	97		62-129
1H,1H,2H,2H-Perfluoro[1,2-13C2]Octanesulfonic Acid (M2-6:2FTS)	**152**	Q	14-147
Perfluoro[13C9]Nonanoic Acid (M9PFNA)	118		59-139
Perfluoro[13C8]Octanesulfonic Acid (M8PFOS)	90		69-131
Perfluoro[1,2,3,4,5,6-13C6]Decanoic Acid (M6PFDA)	86		62-124
1H,1H,2H,2H-Perfluoro[1,2-13C2]Decanesulfonic Acid (M2-8:2FTS)	119		10-162
N-Deuteriomethylperfluoro-1-octanesulfonamidoacetic Acid (d3-NMeFOSAA)	92		24-116
Perfluoro[1,2,3,4,5,6,7-13C7]Undecanoic Acid (M7-PFUDA)	103		55-137
N-Deuterioethylperfluoro-1-octanesulfonamidoacetic Acid (d5-NEtFOSAA)	76		27-126
Perfluoro[1,2-13C2]Dodecanoic Acid (MPFDOA)	98		48-131
Perfluoro[1,2-13C2]Tetradecanoic Acid (M2PFTEDA)	83		22-136
2,3,3,3-Tetrafluoro-2-[1,1,2,2,3,3,3-Heptafluoropropoxy]-13C3-Propanoic Acid (M3HFPO-DA)	106		10-165
Perfluoro[13C2]Hexadecanoic Acid (M2PFHxDA)	101		10-206
1H,1H,2H,2H-Perfluorododecane Sulfonate (M2D4-10:2FTS)	131		50-150

Project Name: TROY MILLS LANDFILL SUPERFUND **Lab Number:** L2262295

Project Number: 04.0190987.33 **Report Date:** 12/13/22

SAMPLE RESULTS

Lab ID: L2262295-19
Client ID: TRY_MW-105S
Sample Location: TROY, NH

Date Collected: 11/04/22 12:00
Date Received: 11/04/22
Field Prep: Not Specified

Sample Depth:
Matrix: Water
Analytical Method: 134,LCMSMS-ID
Analytical Date: 12/08/22 21:48
Analyst: JW

Extraction Method: ALPHA 23528
Extraction Date: 11/13/22 06:50

Parameter	Result	Qualifier	Units	RL	MDL	Dilution Factor
Perfluorinated Alkyl Acids by Isotope Dilution - Mansfield Lab						
Perfluorooctanesulfonamide (FOSA)	ND		ng/l	1.96	--	1
N-Methyl Perfluorooctane Sulfonamide (NMeFOSA)	ND		ng/l	19.6	--	1
N-Ethyl Perfluorooctane Sulfonamide (NEtFOSA)	ND		ng/l	19.6	--	1
N-Methyl Perfluorooctanesulfonamido Ethanol (NMeFOSE)	ND		ng/l	49.0	--	1
N-Ethyl Perfluorooctanesulfonamido Ethanol (NEtFOSE)	ND		ng/l	49.0	--	1

Surrogate (Extracted Internal Standard)	% Recovery	Qualifier	Acceptance Criteria
Perfluoro[13C8]Octanesulfonamide (M8FOSA)	65		5-112
N-Methyl-d3-Perfluoro-1-Octanesulfonamide (d3-NMeFOSA)	56		10-161
N-Ethyl-d5-Perfluoro-1-Octanesulfonamide (d5-NEtFOSA)	58		10-160
2-(N-Methyl-d3-Perfluoro-1-Octanesulfonamido)ethan-d4-ol (d7-NMeFOSE)	65		10-189
2-(N-Ethyl-d5-Perfluoro-1-Octanesulfonamido)ethan-d4-ol (d9-NEtFOSE)	66		10-187

Project Name: TROY MILLS LANDFILL SUPERFUND **Lab Number:** L2262295

Project Number: 04.0190987.33 **Report Date:** 12/13/22

SAMPLE RESULTS

Lab ID: L2262295-19
Client ID: TRY_MW-105S
Sample Location: TROY, NH

Date Collected: 11/04/22 12:00
Date Received: 11/04/22
Field Prep: Not Specified

Sample Depth:
Matrix: Water
Analytical Method: 134,LCMSMS-ID
Analytical Date: 12/09/22 01:23
Analyst: PS

Extraction Method: ALPHA 23528
Extraction Date: 11/13/22 06:50

Parameter	Result	Qualifier	Units	RL	MDL	Dilution Factor
Perfluorinated Alkyl Acids by Isotope Dilution - Mansfield Lab						
Perfluorobutanoic Acid (PFBA)	58.3		ng/l	1.96	--	1
Perfluoropentanoic Acid (PFPeA)	120		ng/l	1.96	--	1
Perfluorobutanesulfonic Acid (PFBS)	21.0		ng/l	1.96	--	1
1H,1H,2H,2H-Perfluorohexanesulfonic Acid (4:2FTS)	ND		ng/l	1.96	--	1
Perfluorohexanoic Acid (PFHxA)	179		ng/l	1.96	--	1
Perfluoropentanesulfonic Acid (PFPeS)	2.17		ng/l	1.96	--	1
Perfluoroheptanoic Acid (PFHpA)	242		ng/l	1.96	--	1
Perfluorohexanesulfonic Acid (PFHxS)	5.68		ng/l	1.96	--	1
Perfluorooctanoic Acid (PFOA)	299		ng/l	1.96	--	1
1H,1H,2H,2H-Perfluorooctanesulfonic Acid (6:2FTS)	ND		ng/l	1.96	--	1
Perfluoroheptanesulfonic Acid (PFHpS)	ND		ng/l	1.96	--	1
Perfluorononanoic Acid (PFNA)	21.2		ng/l	1.96	--	1
Perfluorooctanesulfonic Acid (PFOS)	8.98		ng/l	1.96	--	1
Perfluorodecanoic Acid (PFDA)	3.21		ng/l	1.96	--	1
1H,1H,2H,2H-Perfluorodecanesulfonic Acid (8:2FTS)	ND		ng/l	1.96	--	1
Perfluorononanesulfonic Acid (PFNS)	ND		ng/l	1.96	--	1
N-Methyl Perfluorooctanesulfonamidoacetic Acid (NMeFOSAA)	ND		ng/l	1.96	--	1
Perfluoroundecanoic Acid (PFUnA)	ND		ng/l	1.96	--	1
Perfluorodecanesulfonic Acid (PFDS)	ND		ng/l	1.96	--	1
N-Ethyl Perfluorooctanesulfonamidoacetic Acid (NEtFOSAA)	ND		ng/l	1.96	--	1
Perfluorododecanoic Acid (PFDoA)	ND		ng/l	1.96	--	1
Perfluorotridecanoic Acid (PFTrDA)	ND		ng/l	1.96	--	1
Perfluorotetradecanoic Acid (PFTA)	ND		ng/l	1.96	--	1
2,3,3,3-Tetrafluoro-2-[1,1,2,2,3,3,3-Heptafluoropropoxy]-Propanoic Acid (HFPO-DA)	ND		ng/l	49.0	--	1
4,8-Dioxa-3h-Perfluorononanoic Acid (ADONA)	ND		ng/l	1.96	--	1
Perfluorohexadecanoic Acid (PFHxDA)	ND		ng/l	3.92	--	1
Perfluorooctadecanoic Acid (PFODA)	ND		ng/l	3.92	--	1

Project Name: TROY MILLS LANDFILL SUPERFUND **Lab Number:** L2262295

Project Number: 04.0190987.33 **Report Date:** 12/13/22

SAMPLE RESULTS

Lab ID: L2262295-19 Date Collected: 11/04/22 12:00

Client ID: TRY_MW-105S Date Received: 11/04/22

Sample Location: TROY, NH Field Prep: Not Specified

Sample Depth:

Parameter	Result	Qualifier	Units	RL	MDL	Dilution Factor
Perfluorinated Alkyl Acids by Isotope Dilution - Mansfield Lab						
Perfluorododecane Sulfonic Acid (PFDoDS)	ND		ng/l	1.96	--	1
1H,1H,2H,2H-Perfluorododecanesulfonic Acid (10:2FTS)	ND		ng/l	4.90	--	1
9-Chlorohexadecafluoro-3-Oxanone-1-Sulfonic Acid (9Cl-PF3ONS)	ND		ng/l	1.96	--	1
11-Chloroeicosafluoro-3-Oxaundecane-1-Sulfonic Acid (11Cl-PF3OUdS)	ND		ng/l	1.96	--	1
Perfluoro-3-Methoxypropanoic Acid (PFMPA)	ND		ng/l	1.96	--	1
Perfluoro-4-Methoxybutanoic Acid (PFMBA)	ND		ng/l	1.96	--	1
Perfluoro(2-Ethoxyethane)Sulfonic Acid (PFEESA)	ND		ng/l	1.96	--	1
Nonafluoro-3,6-Dioxaheptanoic Acid (NFDHA)	ND		ng/l	1.96	--	1

Surrogate (Extracted Internal Standard)	% Recovery	Qualifier	Acceptance Criteria
Perfluoro[13C4]Butanoic Acid (MPFBA)	84		58-132
Perfluoro[13C5]Pentanoic Acid (M5PFPEA)	77		62-163
Perfluoro[2,3,4-13C3]Butanesulfonic Acid (M3PFBS)	83		70-131
1H,1H,2H,2H-Perfluoro[1,2-13C2]Hexanesulfonic Acid (M2-4:2FTS)	139		12-142
Perfluoro[1,2,3,4,6-13C5]Hexanoic Acid (M5PFHxA)	80		57-129
Perfluoro[1,2,3,4-13C4]Heptanoic Acid (M4PFHpA)	78		60-129
Perfluoro[1,2,3-13C3]Hexanesulfonic Acid (M3PFHxS)	92		71-134
Perfluoro[13C8]Octanoic Acid (M8PFOA)	83		62-129
1H,1H,2H,2H-Perfluoro[1,2-13C2]Octanesulfonic Acid (M2-6:2FTS)	107		14-147
Perfluoro[13C9]Nonanoic Acid (M9PFNA)	90		59-139
Perfluoro[13C8]Octanesulfonic Acid (M8PFOS)	94		69-131
Perfluoro[1,2,3,4,5,6-13C6]Decanoic Acid (M6PFDA)	82		62-124
1H,1H,2H,2H-Perfluoro[1,2-13C2]Decanesulfonic Acid (M2-8:2FTS)	118		10-162
N-Deuteriomethylperfluoro-1-octanesulfonamidoacetic Acid (d3-NMeFOSAA)	59		24-116
Perfluoro[1,2,3,4,5,6,7-13C7]Undecanoic Acid (M7-PFUDA)	95		55-137
N-Deuterioethylperfluoro-1-octanesulfonamidoacetic Acid (d5-NEtFOSAA)	58		27-126
Perfluoro[1,2-13C2]Dodecanoic Acid (MPFDOA)	100		48-131
Perfluoro[1,2-13C2]Tetradecanoic Acid (M2PFTEDA)	77		22-136
2,3,3,3-Tetrafluoro-2-[1,1,2,2,3,3,3-Heptafluoropropoxy]-13C3-Propanoic Acid (M3HFPO-DA)	103		10-165
Perfluoro[13C2]Hexadecanoic Acid (M2PFHxDA)	94		10-206
1H,1H,2H,2H-Perfluorododecane Sulfonate (M2D4-10:2FTS)	**203**	Q	50-150

Project Name: TROY MILLS LANDFILL SUPERFUND **Lab Number:** L2262295

Project Number: 04.0190987.33 **Report Date:** 12/13/22

SAMPLE RESULTS

Lab ID: L2262295-20
Client ID: TRY_MW-105D
Sample Location: TROY, NH

Date Collected: 11/04/22 10:40
Date Received: 11/04/22
Field Prep: Not Specified

Sample Depth:
Matrix: Water
Analytical Method: 134,LCMSMS-ID
Analytical Date: 12/08/22 22:01
Analyst: JW

Extraction Method: ALPHA 23528
Extraction Date: 11/13/22 06:50

Parameter	Result	Qualifier	Units	RL	MDL	Dilution Factor
Perfluorinated Alkyl Acids by Isotope Dilution - Mansfield Lab						
Perfluorooctanesulfonamide (FOSA)	ND		ng/l	1.90	--	1
N-Methyl Perfluorooctane Sulfonamide (NMeFOSA)	ND		ng/l	19.0	--	1
N-Ethyl Perfluorooctane Sulfonamide (NEtFOSA)	ND		ng/l	19.0	--	1
N-Methyl Perfluorooctanesulfonamido Ethanol (NMeFOSE)	ND		ng/l	47.6	--	1
N-Ethyl Perfluorooctanesulfonamido Ethanol (NEtFOSE)	ND		ng/l	47.6	--	1

Surrogate (Extracted Internal Standard)	% Recovery	Qualifier	Acceptance Criteria
Perfluoro[13C8]Octanesulfonamide (M8FOSA)	67		5-112
N-Methyl-d3-Perfluoro-1-Octanesulfonamide (d3-NMeFOSA)	63		10-161
N-Ethyl-d5-Perfluoro-1-Octanesulfonamide (d5-NEtFOSA)	64		10-160
2-(N-Methyl-d3-Perfluoro-1-Octanesulfonamido)ethan-d4-ol (d7-NMeFOSE)	67		10-189
2-(N-Ethyl-d5-Perfluoro-1-Octanesulfonamido)ethan-d4-ol (d9-NEtFOSE)	74		10-187

Project Name: TROY MILLS LANDFILL SUPERFUND **Lab Number:** L2262295

Project Number: 04.0190987.33 **Report Date:** 12/13/22

SAMPLE RESULTS

Lab ID: L2262295-20
Client ID: TRY_MW-105D
Sample Location: TROY, NH

Date Collected: 11/04/22 10:40
Date Received: 11/04/22
Field Prep: Not Specified

Sample Depth:
Matrix: Water
Analytical Method: 134,LCMSMS-ID
Analytical Date: 12/09/22 01:40
Analyst: PS

Extraction Method: ALPHA 23528
Extraction Date: 11/13/22 06:50

Parameter	Result	Qualifier	Units	RL	MDL	Dilution Factor
Perfluorinated Alkyl Acids by Isotope Dilution - Mansfield Lab						
Perfluorobutanoic Acid (PFBA)	34.4		ng/l	1.90	--	1
Perfluoropentanoic Acid (PFPeA)	67.8		ng/l	1.90	--	1
Perfluorobutanesulfonic Acid (PFBS)	12.0		ng/l	1.90	--	1
1H,1H,2H,2H-Perfluorohexanesulfonic Acid (4:2FTS)	ND		ng/l	1.90	--	1
Perfluorohexanoic Acid (PFHxA)	102		ng/l	1.90	--	1
Perfluoropentanesulfonic Acid (PFPeS)	ND		ng/l	1.90	--	1
Perfluoroheptanoic Acid (PFHpA)	143		ng/l	1.90	--	1
Perfluorohexanesulfonic Acid (PFHxS)	4.65		ng/l	1.90	--	1
Perfluorooctanoic Acid (PFOA)	231		ng/l	1.90	--	1
1H,1H,2H,2H-Perfluorooctanesulfonic Acid (6:2FTS)	ND		ng/l	1.90	--	1
Perfluoroheptanesulfonic Acid (PFHpS)	ND		ng/l	1.90	--	1
Perfluorononanoic Acid (PFNA)	35.4		ng/l	1.90	--	1
Perfluorooctanesulfonic Acid (PFOS)	11.9		ng/l	1.90	--	1
Perfluorodecanoic Acid (PFDA)	16.1		ng/l	1.90	--	1
1H,1H,2H,2H-Perfluorodecanesulfonic Acid (8:2FTS)	ND		ng/l	1.90	--	1
Perfluorononanesulfonic Acid (PFNS)	ND		ng/l	1.90	--	1
N-Methyl Perfluorooctanesulfonamidoacetic Acid (NMeFOSAA)	ND		ng/l	1.90	--	1
Perfluoroundecanoic Acid (PFUnA)	11.1		ng/l	1.90	--	1
Perfluorodecanesulfonic Acid (PFDS)	ND		ng/l	1.90	--	1
N-Ethyl Perfluorooctanesulfonamidoacetic Acid (NEtFOSAA)	ND		ng/l	1.90	--	1
Perfluorododecanoic Acid (PFDoA)	2.75		ng/l	1.90	--	1
Perfluorotridecanoic Acid (PFTrDA)	ND		ng/l	1.90	--	1
Perfluorotetradecanoic Acid (PFTA)	ND		ng/l	1.90	--	1
2,3,3,3-Tetrafluoro-2-[1,1,2,2,3,3,3-Heptafluoropropoxy]-Propanoic Acid (HFPO-DA)	ND		ng/l	47.6	--	1
4,8-Dioxa-3h-Perfluorononanoic Acid (ADONA)	ND		ng/l	1.90	--	1
Perfluorohexadecanoic Acid (PFHxDA)	ND		ng/l	3.81	--	1
Perfluorooctadecanoic Acid (PFODA)	ND		ng/l	3.81	--	1

Project Name: TROY MILLS LANDFILL SUPERFUND **Lab Number:** L2262295

Project Number: 04.0190987.33 **Report Date:** 12/13/22

SAMPLE RESULTS

Lab ID: L2262295-20 Date Collected: 11/04/22 10:40

Client ID: TRY_MW-105D Date Received: 11/04/22

Sample Location: TROY, NH Field Prep: Not Specified

Sample Depth:

Parameter	Result	Qualifier	Units	RL	MDL	Dilution Factor
Perfluorinated Alkyl Acids by Isotope Dilution - Mansfield Lab						
Perfluorododecane Sulfonic Acid (PFDoDS)	ND		ng/l	1.90	--	1
1H,1H,2H,2H-Perfluorododecanesulfonic Acid (10:2FTS)	ND		ng/l	4.76	--	1
9-Chlorohexadecafluoro-3-Oxanone-1-Sulfonic Acid (9Cl-PF3ONS)	ND		ng/l	1.90	--	1
11-Chloroeicosafluoro-3-Oxaundecane-1-Sulfonic Acid (11Cl-PF3OUdS)	ND		ng/l	1.90	--	1
Perfluoro-3-Methoxypropanoic Acid (PFMPA)	ND		ng/l	1.90	--	1
Perfluoro-4-Methoxybutanoic Acid (PFMBA)	ND		ng/l	1.90	--	1
Perfluoro(2-Ethoxyethane)Sulfonic Acid (PFEESA)	ND		ng/l	1.90	--	1
Nonafluoro-3,6-Dioxaheptanoic Acid (NFDHA)	ND		ng/l	1.90	--	1

Surrogate (Extracted Internal Standard)	% Recovery	Qualifier	Acceptance Criteria
Perfluoro[13C4]Butanoic Acid (MPFBA)	98		58-132
Perfluoro[13C5]Pentanoic Acid (M5PFPEA)	97		62-163
Perfluoro[2,3,4-13C3]Butanesulfonic Acid (M3PFBS)	88		70-131
1H,1H,2H,2H-Perfluoro[1,2-13C2]Hexanesulfonic Acid (M2-4:2FTS)	138		12-142
Perfluoro[1,2,3,4,6-13C5]Hexanoic Acid (M5PFHxA)	99		57-129
Perfluoro[1,2,3,4-13C4]Heptanoic Acid (M4PFHpA)	94		60-129
Perfluoro[1,2,3-13C3]Hexanesulfonic Acid (M3PFHxS)	91		71-134
Perfluoro[13C8]Octanoic Acid (M8PFOA)	96		62-129
1H,1H,2H,2H-Perfluoro[1,2-13C2]Octanesulfonic Acid (M2-6:2FTS)	105		14-147
Perfluoro[13C9]Nonanoic Acid (M9PFNA)	125		59-139
Perfluoro[13C8]Octanesulfonic Acid (M8PFOS)	97		69-131
Perfluoro[1,2,3,4,5,6-13C6]Decanoic Acid (M6PFDA)	99		62-124
1H,1H,2H,2H-Perfluoro[1,2-13C2]Decanesulfonic Acid (M2-8:2FTS)	117		10-162
N-Deuteriomethylperfluoro-1-octanesulfonamidoacetic Acid (d3-NMeFOSAA)	83		24-116
Perfluoro[1,2,3,4,5,6,7-13C7]Undecanoic Acid (M7-PFUDA)	108		55-137
N-Deuterioethylperfluoro-1-octanesulfonamidoacetic Acid (d5-NEtFOSAA)	83		27-126
Perfluoro[1,2-13C2]Dodecanoic Acid (MPFDOA)	111		48-131
Perfluoro[1,2-13C2]Tetradecanoic Acid (M2PFTEDA)	89		22-136
2,3,3,3-Tetrafluoro-2-[1,1,2,2,3,3,3-Heptafluoropropoxy]-13C3-Propanoic Acid (M3HFPO-DA)	114		10-165
Perfluoro[13C2]Hexadecanoic Acid (M2PFHxDA)	108		10-206
1H,1H,2H,2H-Perfluorododecane Sulfonate (M2D4-10:2FTS)	**180**	Q	50-150

Project Name: TROY MILLS LANDFILL SUPERFUND **Lab Number:** L2262295

Project Number: 04.0190987.33 **Report Date:** 12/13/22

Method Blank Analysis
Batch Quality Control

Analytical Method: 134,LCMSMS-ID
Analytical Date: 12/08/22 17:25
Analyst: PS

Extraction Method: ALPHA 23528
Extraction Date: 11/13/22 06:50

Parameter	Result	Qualifier	Units	RL	MDL
Perfluorinated Alkyl Acids by Isotope Dilution - Mansfield Lab for sample(s): 01-20 Batch: WG1711606-1					
Perfluorobutanoic Acid (PFBA)	ND		ng/l	2.00	--
Perfluoropentanoic Acid (PFPeA)	ND		ng/l	2.00	--
Perfluorobutanesulfonic Acid (PFBS)	ND		ng/l	2.00	--
1H,1H,2H,2H-Perfluorohexanesulfonic Acid (4:2FTS)	ND		ng/l	2.00	--
Perfluorohexanoic Acid (PFHxA)	ND		ng/l	2.00	--
Perfluoropentanesulfonic Acid (PFPeS)	ND		ng/l	2.00	--
Perfluoroheptanoic Acid (PFHpA)	ND		ng/l	2.00	--
Perfluorohexanesulfonic Acid (PFHxS)	ND		ng/l	2.00	--
Perfluorooctanoic Acid (PFOA)	ND		ng/l	2.00	--
1H,1H,2H,2H-Perfluorooctanesulfonic Acid (6:2FTS)	ND		ng/l	2.00	--
Perfluoroheptanesulfonic Acid (PFHpS)	ND		ng/l	2.00	--
Perfluorononanoic Acid (PFNA)	ND		ng/l	2.00	--
Perfluorooctanesulfonic Acid (PFOS)	ND		ng/l	2.00	--
Perfluorodecanoic Acid (PFDA)	ND		ng/l	2.00	--
1H,1H,2H,2H-Perfluorodecanesulfonic Acid (8:2FTS)	ND		ng/l	2.00	--
Perfluorononanesulfonic Acid (PFNS)	ND		ng/l	2.00	--
N-Methyl Perfluorooctanesulfonamidoacetic Acid (NMeFOSAA)	ND		ng/l	2.00	--
Perfluoroundecanoic Acid (PFUnA)	ND		ng/l	2.00	--
Perfluorodecanesulfonic Acid (PFDS)	ND		ng/l	2.00	--
Perfluorooctanesulfonamide (FOSA)	ND		ng/l	2.00	--
N-Ethyl Perfluorooctanesulfonamidoacetic Acid (NEtFOSAA)	ND		ng/l	2.00	--
Perfluorododecanoic Acid (PFDoA)	ND		ng/l	2.00	--
Perfluorotridecanoic Acid (PFTrDA)	ND		ng/l	2.00	--
Perfluorotetradecanoic Acid (PFTA)	ND		ng/l	2.00	--
2,3,3,3-Tetrafluoro-2-[1,1,2,2,3,3,3-Heptafluoropropoxy]-Propanoic Acid (HFPO-DA)	ND		ng/l	50.0	--
4,8-Dioxa-3h-Perfluorononanoic Acid (ADONA)	ND		ng/l	2.00	--

Project Name: TROY MILLS LANDFILL SUPERFUND
Project Number: 04.0190987.33

Lab Number: L2262295
Report Date: 12/13/22

Method Blank Analysis
Batch Quality Control

Analytical Method: 134,LCMSMS-ID
Analytical Date: 12/08/22 17:25
Analyst: PS

Extraction Method: ALPHA 23528
Extraction Date: 11/13/22 06:50

Parameter	Result	Qualifier	Units	RL	MDL
Perfluorinated Alkyl Acids by Isotope Dilution - Mansfield Lab for sample(s): 01-20 Batch: WG1711606-1					
Perfluorohexadecanoic Acid (PFHxDA)	ND		ng/l	4.00	--
Perfluorooctadecanoic Acid (PFODA)	ND		ng/l	4.00	--
Perfluorododecane Sulfonic Acid (PFDoDS)	ND		ng/l	2.00	--
1H,1H,2H,2H-Perfluorododecanesulfonic Acid (10:2FTS)	ND		ng/l	5.00	--
9-Chlorohexadecafluoro-3-Oxanone-1-Sulfonic Acid (9Cl-PF3ONS)	ND		ng/l	2.00	--
11-Chloroeicosafluoro-3-Oxaundecane-1-Sulfonic Acid (11Cl-PF3OUdS)	ND		ng/l	2.00	--
Perfluoro-3-Methoxypropanoic Acid (PFMPA)	ND		ng/l	2.00	--
Perfluoro-4-Methoxybutanoic Acid (PFMBA)	ND		ng/l	2.00	--
Perfluoro(2-Ethoxyethane)Sulfonic Acid (PFEESA)	ND		ng/l	2.00	--
Nonafluoro-3,6-Dioxaheptanoic Acid (NFDHA)	ND		ng/l	2.00	--

Project Name: TROY MILLS LANDFILL SUPERFUND **Lab Number:** L2262295

Project Number: 04.0190987.33 **Report Date:** 12/13/22

Method Blank Analysis
Batch Quality Control

Analytical Method: 134,LCMSMS-ID
Analytical Date: 12/08/22 17:25
Analyst: PS

Extraction Method: ALPHA 23528
Extraction Date: 11/13/22 06:50

Parameter	Result	Qualifier	Units	RL	MDL
Perfluorinated Alkyl Acids by Isotope Dilution - Mansfield Lab for sample(s): 01-20 Batch: WG1711606-1					

Surrogate (Extracted Internal Standard)	%Recovery	Qualifier	Acceptance Criteria
Perfluoro[13C4]Butanoic Acid (MPFBA)	96		58-132
Perfluoro[13C5]Pentanoic Acid (M5PFPEA)	96		62-163
Perfluoro[2,3,4-13C3]Butanesulfonic Acid (M3PFBS)	85		70-131
1H,1H,2H,2H-Perfluoro[1,2-13C2]Hexanesulfonic Acid (M2-4:2FTS)	90		12-142
Perfluoro[1,2,3,4,6-13C5]Hexanoic Acid (M5PFHxA)	88		57-129
Perfluoro[1,2,3,4-13C4]Heptanoic Acid (M4PFHpA)	89		60-129
Perfluoro[1,2,3-13C3]Hexanesulfonic Acid (M3PFHxS)	85		71-134
Perfluoro[13C8]Octanoic Acid (M8PFOA)	92		62-129
1H,1H,2H,2H-Perfluoro[1,2-13C2]Octanesulfonic Acid (M2-6:2FTS)	90		14-147
Perfluoro[13C9]Nonanoic Acid (M9PFNA)	93		59-139
Perfluoro[13C8]Octanesulfonic Acid (M8PFOS)	94		69-131
Perfluoro[1,2,3,4,5,6-13C6]Decanoic Acid (M6PFDA)	93		62-124
1H,1H,2H,2H-Perfluoro[1,2-13C2]Decanesulfonic Acid (M2-8:2FTS)	140		10-162
N-Deuteriomethylperfluoro-1-octanesulfonamidoacetic Acid (d3-NMeFOSAA)	93		24-116
Perfluoro[1,2,3,4,5,6,7-13C7]Undecanoic Acid (M7-PFUDA)	102		55-137
Perfluoro[13C8]Octanesulfonamide (M8FOSA)	47		5-112
N-Deuterioethylperfluoro-1-octanesulfonamidoacetic Acid (d5-NEtFOSAA)	83		27-126
Perfluoro[1,2-13C2]Dodecanoic Acid (MPFDOA)	110		48-131
Perfluoro[1,2-13C2]Tetradecanoic Acid (M2PFTEDA)	100		22-136
2,3,3,3-Tetrafluoro-2-[1,1,2,2,3,3,3-Heptafluoropropoxy]-13C3-Propanoic Acid (M3HFPO-DA)	100		10-165
Perfluoro[13C2]Hexadecanoic Acid (M2PFHxDA)	101		10-206
1H,1H,2H,2H-Perfluorododecane Sulfonate (M2D4-10:2FTS)	**168**	Q	50-150

Project Name: TROY MILLS LANDFILL SUPERFUND
Project Number: 04.0190987.33

Lab Number: L2262295
Report Date: 12/13/22

Method Blank Analysis
Batch Quality Control

Analytical Method: 134,LCMSMS-ID
Analytical Date: 12/08/22 19:26
Analyst: JW

Extraction Method: ALPHA 23528
Extraction Date: 11/13/22 06:50

Parameter	Result	Qualifier	Units	RL	MDL
Perfluorinated Alkyl Acids by Isotope Dilution - Mansfield Lab for sample(s): 01-20 Batch: WG1711606-1					
Perfluorooctanesulfonamide (FOSA)	ND		ng/l	2.00	--
N-Methyl Perfluorooctane Sulfonamide (NMeFOSA)	ND		ng/l	20.0	--
N-Ethyl Perfluorooctane Sulfonamide (NEtFOSA)	ND		ng/l	20.0	--
N-Methyl Perfluorooctanesulfonamido Ethanol (NMeFOSE)	ND		ng/l	50.0	--
N-Ethyl Perfluorooctanesulfonamido Ethanol (NEtFOSE)	ND		ng/l	50.0	--

Surrogate (Extracted Internal Standard)	%Recovery	Qualifier	Acceptance Criteria
Perfluoro[13C8]Octanesulfonamide (M8FOSA)	69		5-112
N-Methyl-d3-Perfluoro-1-Octanesulfonamide (d3-NMeFOSA)	60		10-161
N-Ethyl-d5-Perfluoro-1-Octanesulfonamide (d5-NEtFOSA)	63		10-160
2-(N-Methyl-d3-Perfluoro-1-Octanesulfonamido)ethan-d4-ol (d7-NMeFOSE)	82		10-189
2-(N-Ethyl-d5-Perfluoro-1-Octanesulfonamido)ethan-d4-ol (d9-NEtFOSE)	83		10-187

Lab Control Sample Analysis
Batch Quality Control

Project Name: TROY MILLS LANDFILL SUPERFUND
Project Number: 04.0190987.33
Lab Number: L2262295
Report Date: 12/13/22

Parameter	LCS %Recovery	Qual	LCSD %Recovery	Qual	%Recovery Limits	RPD	Qual	RPD Limits
Perfluorinated Alkyl Acids by Isotope Dilution - Mansfield Lab Associated sample(s): 01-20 Batch: WG1711606-2								
Perfluorobutanoic Acid (PFBA)	101		-		67-148	-		30
Perfluoropentanoic Acid (PFPeA)	100		-		63-161	-		30
Perfluorobutanesulfonic Acid (PFBS)	102		-		65-157	-		30
1H,1H,2H,2H-Perfluorohexanesulfonic Acid (4:2FTS)	107		-		37-219	-		30
Perfluorohexanoic Acid (PFHxA)	103		-		69-168	-		30
Perfluoropentanesulfonic Acid (PFPeS)	96		-		52-156	-		30
Perfluoroheptanoic Acid (PFHpA)	98		-		58-159	-		30
Perfluorohexanesulfonic Acid (PFHxS)	106		-		69-177	-		30
Perfluorooctanoic Acid (PFOA)	101		-		63-159	-		30
1H,1H,2H,2H-Perfluorooctanesulfonic Acid (6:2FTS)	101		-		49-187	-		30
Perfluoroheptanesulfonic Acid (PFHpS)	96		-		61-179	-		30
Perfluorononanoic Acid (PFNA)	99		-		68-171	-		30
Perfluorooctanesulfonic Acid (PFOS)	97		-		52-151	-		30
Perfluorodecanoic Acid (PFDA)	94		-		63-171	-		30
1H,1H,2H,2H-Perfluorodecanesulfonic Acid (8:2FTS)	81		-		56-173	-		30
Perfluorononanesulfonic Acid (PFNS)	95		-		48-150	-		30
N-Methyl Perfluorooctanesulfonamidoacetic Acid (NMeFOSAA)	85		-		60-166	-		30
Perfluoroundecanoic Acid (PFUnA)	92		-		60-153	-		30
Perfluorodecanesulfonic Acid (PFDS)	80		-		38-156	-		30
Perfluorooctanesulfonamide (FOSA)	92		-		46-170	-		30
N-Ethyl Perfluorooctanesulfonamidoacetic Acid (NEtFOSAA)	117		-		45-170	-		30
Perfluorododecanoic Acid (PFDoA)	96		-		67-153	-		30

Lab Control Sample Analysis
Batch Quality Control

Project Name: TROY MILLS LANDFILL SUPERFUND

Project Number: 04.0190987.33

Lab Number: L2262295

Report Date: 12/13/22

Parameter	LCS %Recovery	Qual	LCSD %Recovery	Qual	%Recovery Limits	RPD	Qual	RPD Limits
Perfluorinated Alkyl Acids by Isotope Dilution - Mansfield Lab Associated sample(s): 01-20 Batch: WG1711606-2								
Perfluorotridecanoic Acid (PFTrDA)	88		-		48-158	-		30
Perfluorotetradecanoic Acid (PFTA)	79		-		59-182	-		30
2,3,3,3-Tetrafluoro-2-[1,1,2,2,3,3,3-Heptafluoropropoxy]-Propanoic Acid (HFPO-DA)	145		-		57-162	-		30
4,8-Dioxa-3h-Perfluorononanoic Acid (ADONA)	104		-		69-143	-		30
Perfluorohexadecanoic Acid (PFHxDA)	108		-		40-167	-		30
Perfluorooctadecanoic Acid (PFODA)	48		-		10-119	-		30
Perfluorododecane Sulfonic Acid (PFDoDS)	93		-		69-141	-		30
1H,1H,2H,2H-Perfluorododecanesulfonic Acid (10:2FTS)	105		-		81-188	-		30
9-Chlorohexadecafluoro-3-Oxanone-1-Sulfonic Acid (9Cl-PF3ONS)	83		-		55-158	-		30
11-Chloroeicosafluoro-3-Oxaundecane-1-Sulfonic Acid (11Cl-PF3OUdS)	81		-		52-156	-		30
Perfluoro-3-Methoxypropanoic Acid (PFMPA)	120		-		50-150	-		30
Perfluoro-4-Methoxybutanoic Acid (PFMBA)	108		-		50-150	-		30
Perfluoro(2-Ethoxyethane)Sulfonic Acid (PFEESA)	106		-		50-150	-		30
Nonafluoro-3,6-Dioxaheptanoic Acid (NFDHA)	**153**	Q	-		50-150	-		30

Lab Control Sample Analysis
Batch Quality Control

Project Name: TROY MILLS LANDFILL SUPERFUND
Project Number: 04.0190987.33
Lab Number: L2262295
Report Date: 12/13/22

Parameter	LCS %Recovery	Qual	LCSD %Recovery	Qual	%Recovery Limits	RPD	Qual	RPD Limits
Perfluorinated Alkyl Acids by Isotope Dilution - Mansfield Lab Associated sample(s): 01-20 Batch: WG1711606-2								

Surrogate (Extracted Internal Standard)	LCS %Recovery	Qual	LCSD %Recovery	Qual	Acceptance Criteria
Perfluoro[13C4]Butanoic Acid (MPFBA)	101				58-132
Perfluoro[13C5]Pentanoic Acid (M5PFPEA)	101				62-163
Perfluoro[2,3,4-13C3]Butanesulfonic Acid (M3PFBS)	95				70-131
1H,1H,2H,2H-Perfluoro[1,2-13C2]Hexanesulfonic Acid (M2-4:2FTS)	103				12-142
Perfluoro[1,2,3,4,6-13C5]Hexanoic Acid (M5PFHxA)	97				57-129
Perfluoro[1,2,3,4-13C4]Heptanoic Acid (M4PFHpA)	93				60-129
Perfluoro[1,2,3-13C3]Hexanesulfonic Acid (M3PFHxS)	94				71-134
Perfluoro[13C8]Octanoic Acid (M8PFOA)	100				62-129
1H,1H,2H,2H-Perfluoro[1,2-13C2]Octanesulfonic Acid (M2-6:2FTS)	102				14-147
Perfluoro[13C9]Nonanoic Acid (M9PFNA)	101				59-139
Perfluoro[13C8]Octanesulfonic Acid (M8PFOS)	105				69-131
Perfluoro[1,2,3,4,5,6-13C6]Decanoic Acid (M6PFDA)	102				62-124
1H,1H,2H,2H-Perfluoro[1,2-13C2]Decanesulfonic Acid (M2-8:2FTS)	139				10-162
N-Deuteriomethylperfluoro-1-octanesulfonamidoacetic Acid (d3-NMeFOSAA)	98				24-116
Perfluoro[1,2,3,4,5,6,7-13C7]Undecanoic Acid (M7-PFUDA)	112				55-137
Perfluoro[13C8]Octanesulfonamide (M8FOSA)	53				5-112
N-Deuterioethylperfluoro-1-octanesulfonamidoacetic Acid (d5-NEtFOSAA)	78				27-126
Perfluoro[1,2-13C2]Dodecanoic Acid (MPFDOA)	122				48-131
Perfluoro[1,2-13C2]Tetradecanoic Acid (M2PFTEDA)	111				22-136
2,3,3,3-Tetrafluoro-2-[1,1,2,2,3,3,3-Heptafluoropropoxy]-13C3-Propanoic Acid (M3HFPO-DA)	81				10-165
Perfluoro[13C2]Hexadecanoic Acid (M2PFHxDA)	109				10-206
1H,1H,2H,2H-Perfluorododecane Sulfonate (M2D4-10:2FTS)	**182**	Q			50-150

Lab Control Sample Analysis
Batch Quality Control

Project Name: TROY MILLS LANDFILL SUPERFUND
Project Number: 04.0190987.33
Lab Number: L2262295
Report Date: 12/13/22

Parameter	LCS %Recovery	Qual	LCSD %Recovery	Qual	%Recovery Limits	RPD	Qual	RPD Limits
Perfluorinated Alkyl Acids by Isotope Dilution - Mansfield Lab Associated sample(s): 01-20 Batch: WG1711606-2								
Perfluorooctanesulfonamide (FOSA)	92		-		46-170	-		30
N-Methyl Perfluorooctane Sulfonamide (NMeFOSA)	92		-		10-185	-		30
N-Ethyl Perfluorooctane Sulfonamide (NEtFOSA)	94		-		10-202	-		30
N-Methyl Perfluorooctanesulfonamido Ethanol (NMeFOSE)	92		-		10-209	-		30
N-Ethyl Perfluorooctanesulfonamido Ethanol (NEtFOSE)	106		-		66-176	-		30

Surrogate (Extracted Internal Standard)	LCS %Recovery	Qual	LCSD %Recovery	Qual	Acceptance Criteria
Perfluoro[13C8]Octanesulfonamide (M8FOSA)	74				5-112
N-Methyl-d3-Perfluoro-1-Octanesulfonamide (d3-NMeFOSA)	64				10-161
N-Ethyl-d5-Perfluoro-1-Octanesulfonamide (d5-NEtFOSA)	65				10-160
2-(N-Methyl-d3-Perfluoro-1-Octanesulfonamido)ethan-d4-ol (d7-NMeFOSE)	80				10-189
2-(N-Ethyl-d5-Perfluoro-1-Octanesulfonamido)ethan-d4-ol (d9-NEtFOSE)	82				10-187

Matrix Spike Analysis

Batch Quality Control

Project Name: TROY MILLS LANDFILL SUPERFUND

Project Number: 04.0190987.33

Lab Number: L2262295

Report Date: 12/13/22

Parameter	Native Sample	MS Added	MS Found	MS %Recovery	Qual	MSD Found	MSD %Recovery	Qual	Recovery Limits	RPD	Qual	RPD Limits
Perfluorinated Alkyl Acids by Isotope Dilution - Mansfield Lab Associated sample(s): 01-20 QC Batch ID: WG1711606-3 QC Sample: L2262295-01 Client ID: TRY_M-7D												
Perfluorobutanoic Acid (PFBA)	ND	38.4	41.6	106		-	-		67-148	-		30
Perfluoropentanoic Acid (PFPeA)	ND	38.4	39.4	102		-	-		63-161	-		30
Perfluorobutanesulfonic Acid (PFBS)	ND	34.1	35.7	105		-	-		65-157	-		30
1H,1H,2H,2H-Perfluorohexanesulfonic Acid (4:2FTS)	ND	36	38.0	105		-	-		37-219	-		30
Perfluorohexanoic Acid (PFHxA)	ND	38.4	42.2	110		-	-		69-168	-		30
Perfluoropentanesulfonic Acid (PFPeS)	ND	36.2	34.8	96		-	-		52-156	-		30
Perfluoroheptanoic Acid (PFHpA)	ND	38.4	39.7	103		-	-		58-159	-		30
Perfluorohexanesulfonic Acid (PFHxS)	ND	35.1	38.3	109		-	-		69-177	-		30
Perfluorooctanoic Acid (PFOA)	ND	38.4	40.1	104		-	-		63-159	-		30
1H,1H,2H,2H-Perfluorooctanesulfonic Acid (6:2FTS)	ND	36.6	38.0	104		-	-		49-187	-		30
Perfluoroheptanesulfonic Acid (PFHpS)	ND	36.7	38.1	104		-	-		61-179	-		30
Perfluorononanoic Acid (PFNA)	ND	38.4	42.2	110		-	-		68-171	-		30
Perfluorooctanesulfonic Acid (PFOS)	ND	35.7	38.0	107		-	-		52-151	-		30
Perfluorodecanoic Acid (PFDA)	ND	38.4	38.1	99		-	-		63-171	-		30
1H,1H,2H,2H-Perfluorodecanesulfonic Acid (8:2FTS)	ND	36.9	42.6	115		-	-		56-173	-		30
Perfluorononanesulfonic Acid (PFNS)	ND	37	36.6	99		-	-		48-150	-		30
N-Methyl Perfluorooctanesulfonamidoacetic Acid (NMeFOSAA)	ND	38.4	36.8	96		-	-		60-166	-		30
Perfluoroundecanoic Acid (PFUnA)	ND	38.4	36.7	96		-	-		60-153	-		30
Perfluorodecanesulfonic Acid (PFDS)	ND	37.1	35.5	96		-	-		38-156	-		30
N-Ethyl Perfluorooctanesulfonamidoacetic Acid (NEtFOSAA)	ND	38.4	34.3	89		-	-		45-170	-		30
Perfluorododecanoic Acid (PFDoA)	ND	38.4	42.0	109		-	-		67-153	-		30
Perfluorotridecanoic Acid (PFTrDA)	ND	38.4	35.6	93		-	-		48-158	-		30

Matrix Spike Analysis

Batch Quality Control

Project Name: TROY MILLS LANDFILL SUPERFUND

Project Number: 04.0190987.33

Lab Number: L2262295

Report Date: 12/13/22

Parameter	Native Sample	MS Added	MS Found	MS %Recovery	Qual	MSD Found	MSD %Recovery	Qual	Recovery Limits	RPD	Qual	RPD Limits
Perfluorinated Alkyl Acids by Isotope Dilution - Mansfield Lab Associated sample(s): 01-20 QC Batch ID: WG1711606-3 QC Sample: L2262295-01 Client ID: TRY_M-7D												
Perfluorotetradecanoic Acid (PFTA)	ND	38.4	33.8	88		-	-		59-182	-		30
2,3,3,3-Tetrafluoro-2-[1,1,2,2,3,3,3-Heptafluoropropoxy]-Propanoic Acid (HFPO-DA)	ND	375	474	126		-	-		57-162	-		30
4,8-Dioxa-3h-Perfluorononanoic Acid (ADONA)	ND	36.4	38.5	106		-	-		69-143	-		30
Perfluorohexadecanoic Acid (PFHxDA)	ND	38.4	42.7	111		-	-		40-167	-		30
Perfluorooctadecanoic Acid (PFODA)	ND	38.4	19.5	51		-	-		10-119	-		30
Perfluorododecane Sulfonic Acid (PFDoDS)	ND	37.2	41.5	112		-	-		69-141	-		30
1H,1H,2H,2H-Perfluorododecanesulfonic Acid (10:2FTS)	ND	37.1	40.2	108		-	-		81-188	-		30
9-Chlorohexadecafluoro-3-Oxanone-1-Sulfonic Acid (9Cl-PF3ONS)	ND	35.9	30.5	85		-	-		55-158	-		30
11-Chloroeicosafluoro-3-Oxaundecane-1-Sulfonic Acid (11Cl-PF3OUdS)	ND	36.3	31.9	88		-	-		52-156	-		30
Perfluoro-3-Methoxypropanoic Acid (PFMPA)	ND	38.4	48.3	126		-	-		50-150	-		30
Perfluoro-4-Methoxybutanoic Acid (PFMBA)	ND	38.4	42.6	111		-	-		50-150	-		30
Perfluoro(2-Ethoxyethane)Sulfonic Acid (PFEESA)	ND	34.2	37.1	108		-	-		50-150	-		30
Nonafluoro-3,6-Dioxaheptanoic Acid (NFDHA)	ND	38.4	47.5F	124		-	-		50-150	-		30

Surrogate (Extracted Internal Standard)	MS % Recovery	MS Qualifier	MSD % Recovery	MSD Qualifier	Acceptance Criteria
1H,1H,2H,2H-Perfluoro[1,2-13C2]Decanesulfonic Acid (M2-8:2FTS)	99				10-162
1H,1H,2H,2H-Perfluoro[1,2-13C2]Hexanesulfonic Acid (M2-4:2FTS)	119				12-142
1H,1H,2H,2H-Perfluoro[1,2-13C2]Octanesulfonic Acid (M2-6:2FTS)	105				14-147
1H,1H,2H,2H-Perfluorododecane Sulfonate (M2D4-10:2FTS)	**180**	Q			50-150

Matrix Spike Analysis

Batch Quality Control

Project Name: TROY MILLS LANDFILL SUPERFUND

Project Number: 04.0190987.33

Lab Number: L2262295

Report Date: 12/13/22

Parameter	Native Sample	MS Added	MS Found	MS %Recovery	Qual	MSD Found	MSD %Recovery	Qual	Recovery Limits	RPD	Qual	RPD Limits
Perfluorinated Alkyl Acids by Isotope Dilution - Mansfield Lab Associated sample(s): 01-20 QC Batch ID: WG1711606-3 QC Sample: L2262295-01 Client ID: TRY_M-7D												

Surrogate (Extracted Internal Standard)	MS % Recovery	MS Qualifier	MSD % Recovery	MSD Qualifier	Acceptance Criteria
2,3,3,3-Tetrafluoro-2-[1,1,2,2,3,3,3-Heptafluoropropoxy]-13C3-Propanoic Acid (M3HFPO-DA)	103				10-165
N-Deuterioethylperfluoro-1-octanesulfonamidoacetic Acid (d5-NEtFOSAA)	91				27-126
N-Deuteriomethylperfluoro-1-octanesulfonamidoacetic Acid (d3-NMeFOSAA)	91				24-116
Perfluoro[1,2,3,4,5,6,7-13C7]Undecanoic Acid (M7-PFUDA)	107				55-137
Perfluoro[1,2,3,4,5,6-13C6]Decanoic Acid (M6PFDA)	96				62-124
Perfluoro[1,2,3,4,6-13C5]Hexanoic Acid (M5PFHxA)	96				57-129
Perfluoro[1,2,3,4-13C4]Heptanoic Acid (M4PFHpA)	96				60-129
Perfluoro[1,2,3-13C3]Hexanesulfonic Acid (M3PFHxS)	101				71-134
Perfluoro[1,2-13C2]Dodecanoic Acid (MPFDOA)	113				48-131
Perfluoro[1,2-13C2]Tetradecanoic Acid (M2PFTEDA)	101				22-136
Perfluoro[13C2]Hexadecanoic Acid (M2PFHxDA)	121				10-206
Perfluoro[13C4]Butanoic Acid (MPFBA)	101				58-132
Perfluoro[13C5]Pentanoic Acid (M5PFPEA)	103				62-163
Perfluoro[13C8]Octanesulfonic Acid (M8PFOS)	105				69-131
Perfluoro[13C8]Octanoic Acid (M8PFOA)	103				62-129
Perfluoro[13C9]Nonanoic Acid (M9PFNA)	98				59-139
Perfluoro[2,3,4-13C3]Butanesulfonic Acid (M3PFBS)	100				70-131

Matrix Spike Analysis

Batch Quality Control

Project Name: TROY MILLS LANDFILL SUPERFUND

Project Number: 04.0190987.33

Lab Number: L2262295

Report Date: 12/13/22

Parameter	Native Sample	MS Added	MS Found	MS %Recovery	Qual	MSD Found	MSD %Recovery	Qual	Recovery Limits	RPD	Qual	RPD Limits
Perfluorinated Alkyl Acids by Isotope Dilution - Mansfield Lab Associated sample(s): 01-20 QC Batch ID: WG1711606-3 QC Sample: L2262295-01 Client ID: TRY_M-7D												
Perfluorooctanesulfonamide (FOSA)	ND	38.4	37.1	96		-	-		46-170	-		30
N-Methyl Perfluorooctane Sulfonamide (NMeFOSA)	ND	192	190	99		-	-		10-185	-		30
N-Ethyl Perfluorooctane Sulfonamide (NEtFOSA)	ND	192	194	101		-	-		10-202	-		30
N-Methyl Perfluorooctanesulfonamido Ethanol (NMeFOSE)	ND	96.1	98.1	102		-	-		10-209	-		30
N-Ethyl Perfluorooctanesulfonamido Ethanol (NEtFOSE)	ND	96.1	102	106		-	-		66-176	-		30

Surrogate (Extracted Internal Standard)	MS % Recovery	MS Qualifier	MSD % Recovery	MSD Qualifier	Acceptance Criteria
2-(N-Ethyl-d5-Perfluoro-1-Octanesulfonamido)ethan-d4-ol (d9-NEtFOSE)	83				10-187
2-(N-Methyl-d3-Perfluoro-1-Octanesulfonamido)ethan-d4-ol (d7-NMeFOSE)	77				10-189
N-Ethyl-d5-Perfluoro-1-Octanesulfonamide (d5-NEtFOSA)	64				10-160
N-Methyl-d3-Perfluoro-1-Octanesulfonamide (d3-NMeFOSA)	63				10-161
Perfluoro[13C8]Octanesulfonamide (M8FOSA)	72				5-112

Lab Duplicate Analysis
Batch Quality Control

Project Name: TROY MILLS LANDFILL SUPERFUND
Project Number: 04.0190987.33

Lab Number: L2262295
Report Date: 12/13/22

Parameter	Native Sample	Duplicate Sample	Units	RPD	Qual	RPD Limits
Perfluorinated Alkyl Acids by Isotope Dilution - Mansfield Lab Associated sample(s): 01-20 QC Batch ID: WG1711606-4 QC Sample: L2262295-02 Client ID: TRY_M-7						
Perfluorobutanoic Acid (PFBA)	50.0	49.6	ng/l	1		30
Perfluoropentanoic Acid (PFPeA)	110	110	ng/l	0		30
Perfluorobutanesulfonic Acid (PFBS)	12.5	12.1	ng/l	3		30
1H,1H,2H,2H-Perfluorohexanesulfonic Acid (4:2FTS)	ND	ND	ng/l	NC		30
Perfluorohexanoic Acid (PFHxA)	162	158	ng/l	3		30
Perfluoropentanesulfonic Acid (PFPeS)	ND	ND	ng/l	NC		30
Perfluoroheptanoic Acid (PFHpA)	170	171	ng/l	1		30
Perfluorohexanesulfonic Acid (PFHxS)	4.22	3.71	ng/l	13		30
Perfluorooctanoic Acid (PFOA)	208	204	ng/l	2		30
1H,1H,2H,2H-Perfluorooctanesulfonic Acid (6:2FTS)	ND	ND	ng/l	NC		30
Perfluoroheptanesulfonic Acid (PFHpS)	ND	ND	ng/l	NC		30
Perfluorononanoic Acid (PFNA)	5.32	5.07	ng/l	5		30
Perfluorooctanesulfonic Acid (PFOS)	1.97F	ND	ng/l	NC		30
Perfluorodecanoic Acid (PFDA)	ND	ND	ng/l	NC		30
1H,1H,2H,2H-Perfluorodecanesulfonic Acid (8:2FTS)	ND	ND	ng/l	NC		30
Perfluorononanesulfonic Acid (PFNS)	ND	ND	ng/l	NC		30
N-Methyl Perfluorooctanesulfonamidoacetic Acid (NMeFOSAA)	ND	ND	ng/l	NC		30
Perfluoroundecanoic Acid (PFUnA)	ND	ND	ng/l	NC		30
Perfluorodecanesulfonic Acid (PFDS)	ND	ND	ng/l	NC		30
N-Ethyl Perfluorooctanesulfonamidoacetic Acid (NEtFOSAA)	ND	ND	ng/l	NC		30

Lab Duplicate Analysis
Batch Quality Control

Project Name: TROY MILLS LANDFILL SUPERFUND
Project Number: 04.0190987.33

Lab Number: L2262295
Report Date: 12/13/22

Parameter	Native Sample	Duplicate Sample	Units	RPD	Qual	RPD Limits
Perfluorinated Alkyl Acids by Isotope Dilution - Mansfield Lab Associated sample(s): 01-20 QC Batch ID: WG1711606-4 QC Sample: L2262295-02 Client ID: TRY_M-7						
Perfluorododecanoic Acid (PFDoA)	ND	ND	ng/l	NC		30
Perfluorotridecanoic Acid (PFTrDA)	ND	ND	ng/l	NC		30
Perfluorotetradecanoic Acid (PFTA)	ND	ND	ng/l	NC		30
2,3,3,3-Tetrafluoro-2-[1,1,2,2,3,3,3-Heptafluoropropoxy]-Propanoic Acid (HFPO-DA)	ND	ND	ng/l	NC		30
4,8-Dioxa-3h-Perfluorononanoic Acid (ADONA)	ND	ND	ng/l	NC		30
Perfluorohexadecanoic Acid (PFHxDA)	ND	ND	ng/l	NC		30
Perfluorooctadecanoic Acid (PFODA)	ND	ND	ng/l	NC		30
Perfluorododecane Sulfonic Acid (PFDoDS)	ND	ND	ng/l	NC		30
1H,1H,2H,2H-Perfluorododecanesulfonic Acid (10:2FTS)	ND	ND	ng/l	NC		30
9-Chlorohexadecafluoro-3-Oxanone-1-Sulfonic Acid (9Cl-PF3ONS)	ND	ND	ng/l	NC		30
11-Chloroeicosafluoro-3-Oxaundecane-1-Sulfonic Acid (11Cl-PF3OUdS)	ND	ND	ng/l	NC		30
Perfluoro-3-Methoxypropanoic Acid (PFMPA)	ND	ND	ng/l	NC		30
Perfluoro-4-Methoxybutanoic Acid (PFMBA)	ND	ND	ng/l	NC		30
Perfluoro(2-Ethoxyethane)Sulfonic Acid (PFEESA)	ND	ND	ng/l	NC		30
Nonafluoro-3,6-Dioxaheptanoic Acid (NFDHA)	ND	ND	ng/l	NC		30

Surrogate (Extracted Internal Standard)	%Recovery	Qualifier	%Recovery	Qualifier	Acceptance Criteria
Perfluoro[13C4]Butanoic Acid (MPFBA)	86		86		58-132
Perfluoro[13C5]Pentanoic Acid (M5PFPEA)	81		81		62-163
Perfluoro[2,3,4-13C3]Butanesulfonic Acid (M3PFBS)	76		82		70-131

Lab Duplicate Analysis
Batch Quality Control

Project Name: TROY MILLS LANDFILL SUPERFUND
Project Number: 04.0190987.33

Lab Number: L2262295
Report Date: 12/13/22

Parameter	Native Sample	Duplicate Sample	Units	RPD	Qual	RPD Limits

Perfluorinated Alkyl Acids by Isotope Dilution - Mansfield Lab Associated sample(s): 01-20 QC Batch ID: WG1711606-4 QC Sample: L2262295-02 Client ID: TRY_M-7

Surrogate (Extracted Internal Standard)	%Recovery	Qualifier	%Recovery	Qualifier	Acceptance Criteria
1H,1H,2H,2H-Perfluoro[1,2-13C2]Hexanesulfonic Acid (M2-4:2FTS)	**132**		**145**	Q	12-142
Perfluoro[1,2,3,4,6-13C5]Hexanoic Acid (M5PFHxA)	72		73		57-129
Perfluoro[1,2,3,4-13C4]Heptanoic Acid (M4PFHpA)	75		74		60-129
Perfluoro[1,2,3-13C3]Hexanesulfonic Acid (M3PFHxS)	84		88		71-134
Perfluoro[13C8]Octanoic Acid (M8PFOA)	83		85		62-129
1H,1H,2H,2H-Perfluoro[1,2-13C2]Octanesulfonic Acid (M2-6:2FTS)	**145**		**150**	Q	14-147
Perfluoro[13C9]Nonanoic Acid (M9PFNA)	79		79		59-139
Perfluoro[13C8]Octanesulfonic Acid (M8PFOS)	86		88		69-131
Perfluoro[1,2,3,4,5,6-13C6]Decanoic Acid (M6PFDA)	82		79		62-124
1H,1H,2H,2H-Perfluoro[1,2-13C2]Decanesulfonic Acid (M2-8:2FTS)	127		103		10-162
N-Deuteriomethylperfluoro-1-octanesulfonamidoacetic Acid (d3-NMeFOSAA)	73		62		24-116
Perfluoro[1,2,3,4,5,6,7-13C7]Undecanoic Acid (M7-PFUDA)	94		85		55-137
Perfluoro[13C8]Octanesulfonamide (M8FOSA)	70		66		5-112
N-Deuterioethylperfluoro-1-octanesulfonamidoacetic Acid (d5-NEtFOSAA)	60		55		27-126
Perfluoro[1,2-13C2]Dodecanoic Acid (MPFDOA)	92		89		48-131
Perfluoro[1,2-13C2]Tetradecanoic Acid (M2PFTEDA)	63		75		22-136
2,3,3,3-Tetrafluoro-2-[1,1,2,2,3,3,3-Heptafluoropropoxy]-13C3-Propanoic Acid (M3HFPO-DA)	101		84		10-165
Perfluoro[13C2]Hexadecanoic Acid (M2PFHxDA)	72		70		10-206
1H,1H,2H,2H-Perfluorododecane Sulfonate (M2D4-10:2FTS)	**130**		**167**	Q	50-150
N-Methyl-d3-Perfluoro-1-Octanesulfonamide (d3-NMeFOSA)	61		61		10-161
N-Ethyl-d5-Perfluoro-1-Octanesulfonamide (d5-NEtFOSA)	61		64		10-160
2-(N-Methyl-d3-Perfluoro-1-Octanesulfonamido)ethan-d4-ol (d7-NMeFOSE)	72		72		10-189
2-(N-Ethyl-d5-Perfluoro-1-Octanesulfonamido)ethan-d4-ol (d9-NEtFOSE)	77		74		10-187

Lab Duplicate Analysis
Batch Quality Control

Project Name: TROY MILLS LANDFILL SUPERFUND
Project Number: 04.0190987.33

Lab Number: L2262295
Report Date: 12/13/22

Parameter	Native Sample	Duplicate Sample	Units	RPD	Qual	RPD Limits
Perfluorinated Alkyl Acids by Isotope Dilution - Mansfield Lab Associated sample(s): 01-20 QC Batch ID: WG1711606-4 QC Sample: L2262295-02 Client ID: TRY_M-7						
Perfluorooctanesulfonamide (FOSA)	ND	ND	ng/l	NC		30
N-Methyl Perfluorooctane Sulfonamide (NMeFOSA)	ND	ND	ng/l	NC		30
N-Ethyl Perfluorooctane Sulfonamide (NEtFOSA)	ND	ND	ng/l	NC		30
N-Methyl Perfluorooctanesulfonamido Ethanol (NMeFOSE)	ND	ND	ng/l	NC		30
N-Ethyl Perfluorooctanesulfonamido Ethanol (NEtFOSE)	ND	ND	ng/l	NC		30

Surrogate (Extracted Internal Standard)	%Recovery	Qualifier	%Recovery	Qualifier	Acceptance Criteria
Perfluoro[13C4]Butanoic Acid (MPFBA)	86		86		58-132
Perfluoro[13C5]Pentanoic Acid (M5PFPEA)	81		81		62-163
Perfluoro[2,3,4-13C3]Butanesulfonic Acid (M3PFBS)	76		82		70-131
1H,1H,2H,2H-Perfluoro[1,2-13C2]Hexanesulfonic Acid (M2-4:2FTS)	**132**		**145**	Q	12-142
Perfluoro[1,2,3,4,6-13C5]Hexanoic Acid (M5PFHxA)	72		73		57-129
Perfluoro[1,2,3,4-13C4]Heptanoic Acid (M4PFHpA)	75		74		60-129
Perfluoro[1,2,3-13C3]Hexanesulfonic Acid (M3PFHxS)	84		88		71-134
Perfluoro[13C8]Octanoic Acid (M8PFOA)	83		85		62-129
1H,1H,2H,2H-Perfluoro[1,2-13C2]Octanesulfonic Acid (M2-6:2FTS)	**145**		**150**	Q	14-147
Perfluoro[13C9]Nonanoic Acid (M9PFNA)	79		79		59-139
Perfluoro[13C8]Octanesulfonic Acid (M8PFOS)	86		88		69-131
Perfluoro[1,2,3,4,5,6-13C6]Decanoic Acid (M6PFDA)	82		79		62-124
1H,1H,2H,2H-Perfluoro[1,2-13C2]Decanesulfonic Acid (M2-8:2FTS)	127		103		10-162
N-Deuteriomethylperfluoro-1-octanesulfonamidoacetic Acid (d3-NMeFOSAA)	73		62		24-116
Perfluoro[1,2,3,4,5,6,7-13C7]Undecanoic Acid (M7-PFUDA)	94		85		55-137
Perfluoro[13C8]Octanesulfonamide (M8FOSA)	70		66		5-112
N-Deuterioethylperfluoro-1-octanesulfonamidoacetic Acid (d5-NEtFOSAA)	60		55		27-126

Lab Duplicate Analysis
Batch Quality Control

Project Name: TROY MILLS LANDFILL SUPERFUND
Project Number: 04.0190987.33

Lab Number: L2262295
Report Date: 12/13/22

Parameter	Native Sample	Duplicate Sample	Units	RPD	Qual	RPD Limits

Perfluorinated Alkyl Acids by Isotope Dilution - Mansfield Lab Associated sample(s): 01-20 QC Batch ID: WG1711606-4 QC Sample: L2262295-02 Client ID: TRY_M-7

Surrogate (Extracted Internal Standard)	%Recovery	Qualifier	%Recovery	Qualifier	Acceptance Criteria
Perfluoro[1,2-13C2]Dodecanoic Acid (MPFDOA)	92		89		48-131
Perfluoro[1,2-13C2]Tetradecanoic Acid (M2PFTEDA)	63		75		22-136
2,3,3,3-Tetrafluoro-2-[1,1,2,2,3,3,3-Heptafluoropropoxy]-13C3-Propanoic Acid (M3HFPO-DA)	101		84		10-165
Perfluoro[13C2]Hexadecanoic Acid (M2PFHxDA)	72		70		10-206
1H,1H,2H,2H-Perfluorododecane Sulfonate (M2D4-10:2FTS)	**130**		**167**	Q	50-150
N-Methyl-d3-Perfluoro-1-Octanesulfonamide (d3-NMeFOSA)	61		61		10-161
N-Ethyl-d5-Perfluoro-1-Octanesulfonamide (d5-NEtFOSA)	61		64		10-160
2-(N-Methyl-d3-Perfluoro-1-Octanesulfonamido)ethan-d4-ol (d7-NMeFOSE)	72		72		10-189
2-(N-Ethyl-d5-Perfluoro-1-Octanesulfonamido)ethan-d4-ol (d9-NEtFOSE)	77		74		10-187

Project Name: TROY MILLS LANDFILL SUPERFUND
Project Number: 04.0190987.33

Lab Number: L2262295
Report Date: 12/13/22

Sample Receipt and Container Information

Were project specific reporting limits specified? YES

Cooler Information

Cooler	Custody Seal
A	Absent

Container Information

Container ID	Container Type	Cooler	Initial pH	Final pH	Temp deg C	Pres	Seal	Frozen Date/Time	Analysis(*)
L2262295-01A	Plastic 250ml unpreserved	A	NA		1.1	Y	Absent		A2-537-ISOTOPE-FULL(28)
L2262295-01B	Plastic 250ml unpreserved	A	NA		1.1	Y	Absent		A2-537-ISOTOPE-FULL(28)
L2262295-02A	Plastic 250ml unpreserved	A	NA		1.1	Y	Absent		A2-537-ISOTOPE-FULL(28)
L2262295-02B	Plastic 250ml unpreserved	A	NA		1.1	Y	Absent		A2-537-ISOTOPE-FULL(28)
L2262295-03A	Plastic 250ml unpreserved	A	NA		1.1	Y	Absent		A2-537-ISOTOPE-FULL(28)
L2262295-03B	Plastic 250ml unpreserved	A	NA		1.1	Y	Absent		A2-537-ISOTOPE-FULL(28)
L2262295-04A	Plastic 250ml unpreserved	A	NA		1.1	Y	Absent		A2-537-ISOTOPE-FULL(28)
L2262295-04B	Plastic 250ml unpreserved	A	NA		1.1	Y	Absent		A2-537-ISOTOPE-FULL(28)
L2262295-05A	Plastic 250ml unpreserved	A	NA		1.1	Y	Absent		A2-537-ISOTOPE-FULL(28)
L2262295-06A	Plastic 250ml unpreserved	A	NA		1.1	Y	Absent		A2-537-ISOTOPE-FULL(28)
L2262295-07A	Plastic 250ml unpreserved	A	NA		1.1	Y	Absent		A2-537-ISOTOPE-FULL(28)
L2262295-07B	Plastic 250ml unpreserved	A	NA		1.1	Y	Absent		A2-537-ISOTOPE-FULL(28)
L2262295-08A	Plastic 250ml unpreserved	A	NA		1.1	Y	Absent		A2-537-ISOTOPE-FULL(28)
L2262295-08B	Plastic 250ml unpreserved	A	NA		1.1	Y	Absent		A2-537-ISOTOPE-FULL(28)
L2262295-09A	Plastic 250ml unpreserved	A	NA		1.1	Y	Absent		A2-537-ISOTOPE-FULL(28)
L2262295-09B	Plastic 250ml unpreserved	A	NA		1.1	Y	Absent		A2-537-ISOTOPE-FULL(28)
L2262295-10A	Plastic 250ml unpreserved	A	NA		1.1	Y	Absent		A2-537-ISOTOPE-FULL(28)
L2262295-10B	Plastic 250ml unpreserved	A	NA		1.1	Y	Absent		A2-537-ISOTOPE-FULL(28)
L2262295-11A	Plastic 250ml unpreserved	A	NA		1.1	Y	Absent		A2-537-ISOTOPE-FULL(28)
L2262295-11B	Plastic 250ml unpreserved	A	NA		1.1	Y	Absent		A2-537-ISOTOPE-FULL(28)
L2262295-12A	Plastic 250ml unpreserved	A	NA		1.1	Y	Absent		A2-537-ISOTOPE-FULL(28)
L2262295-12B	Plastic 250ml unpreserved	A	NA		1.1	Y	Absent		A2-537-ISOTOPE-FULL(28)
L2262295-13A	Plastic 250ml unpreserved	A	NA		1.1	Y	Absent		A2-537-ISOTOPE-FULL(28)

*Values in parentheses indicate holding time in days

Project Name: TROY MILLS LANDFILL SUPERFUND
Project Number: 04.0190987.33

Lab Number: L2262295
Report Date: 12/13/22

Container Information

Container ID	Container Type	Cooler	Initial pH	Final pH	Temp deg C	Pres	Seal	Frozen Date/Time	Analysis(*)
L2262295-13B	Plastic 250ml unpreserved	A	NA		1.1	Y	Absent		A2-537-ISOTOPE-FULL(28)
L2262295-14A	Plastic 250ml unpreserved	A	NA		1.1	Y	Absent		A2-537-ISOTOPE-FULL(28)
L2262295-14B	Plastic 250ml unpreserved	A	NA		1.1	Y	Absent		A2-537-ISOTOPE-FULL(28)
L2262295-15A	Plastic 250ml unpreserved	A	NA		1.1	Y	Absent		A2-537-ISOTOPE-FULL(28)
L2262295-15B	Plastic 250ml unpreserved	A	NA		1.1	Y	Absent		A2-537-ISOTOPE-FULL(28)
L2262295-16A	Plastic 250ml unpreserved	A	NA		1.1	Y	Absent		A2-537-ISOTOPE-FULL(28)
L2262295-16B	Plastic 250ml unpreserved	A	NA		1.1	Y	Absent		A2-537-ISOTOPE-FULL(28)
L2262295-17A	Plastic 250ml unpreserved	A	NA		1.1	Y	Absent		A2-537-ISOTOPE-FULL(28)
L2262295-17B	Plastic 250ml unpreserved	A	NA		1.1	Y	Absent		A2-537-ISOTOPE-FULL(28)
L2262295-18A	Plastic 250ml unpreserved	A	NA		1.1	Y	Absent		A2-537-ISOTOPE-FULL(28)
L2262295-18B	Plastic 250ml unpreserved	A	NA		1.1	Y	Absent		A2-537-ISOTOPE-FULL(28)
L2262295-19A	Plastic 250ml unpreserved	A	NA		1.1	Y	Absent		A2-537-ISOTOPE-FULL(28)
L2262295-19B	Plastic 250ml unpreserved	A	NA		1.1	Y	Absent		A2-537-ISOTOPE-FULL(28)
L2262295-20A	Plastic 250ml unpreserved	A	NA		1.1	Y	Absent		A2-537-ISOTOPE-FULL(28)
L2262295-20B	Plastic 250ml unpreserved	A	NA		1.1	Y	Absent		A2-537-ISOTOPE-FULL(28)

*Values in parentheses indicate holding time in days

Project Name: TROY MILLS LANDFILL SUPERFUND
Project Number: 04.0190987.33

Lab Number: L2262295
Report Date: 12/13/22

PFAS PARAMETER SUMMARY

Parameter	Acronym	CAS Number
PERFLUOROALKYL CARBOXYLIC ACIDS (PFCAs)		
Perfluorooctadecanoic Acid	PFODA	16517-11-6
Perfluorohexadecanoic Acid	PFHxDA	67905-19-5
Perfluorotetradecanoic Acid	PFTA/PFTeDA	376-06-7
Perfluorotridecanoic Acid	PFTrDA	72629-94-8
Perfluorododecanoic Acid	PFDoA	307-55-1
Perfluoroundecanoic Acid	PFUnA	2058-94-8
Perfluorodecanoic Acid	PFDA	335-76-2
Perfluorononanoic Acid	PFNA	375-95-1
Perfluorooctanoic Acid	PFOA	335-67-1
Perfluoroheptanoic Acid	PFHpA	375-85-9
Perfluorohexanoic Acid	PFHxA	307-24-4
Perfluoropentanoic Acid	PFPeA	2706-90-3
Perfluorobutanoic Acid	PFBA	375-22-4
PERFLUOROALKYL SULFONIC ACIDS (PFSAs)		
Perfluorododecanesulfonic Acid	PFDoDS/PFDoS	79780-39-5
Perfluorodecanesulfonic Acid	PFDS	335-77-3
Perfluorononanesulfonic Acid	PFNS	68259-12-1
Perfluorooctanesulfonic Acid	PFOS	1763-23-1
Perfluoroheptanesulfonic Acid	PFHpS	375-92-8
Perfluorohexanesulfonic Acid	PFHxS	355-46-4
Perfluoropentanesulfonic Acid	PFPeS	2706-91-4
Perfluorobutanesulfonic Acid	PFBS	375-73-5
Perfluoropropanesulfonic Acid	PFPrS	423-41-6
FLUOROTELOMERS		
1H,1H,2H,2H-Perfluorododecanesulfonic Acid	10:2FTS	120226-60-0
1H,1H,2H,2H-Perfluorodecanesulfonic Acid	8:2FTS	39108-34-4
1H,1H,2H,2H-Perfluorooctanesulfonic Acid	6:2FTS	27619-97-2
1H,1H,2H,2H-Perfluorohexanesulfonic Acid	4:2FTS	757124-72-4
PERFLUOROALKANE SULFONAMIDES (FASAs)		
Perfluorooctanesulfonamide	FOSA/PFOSA	754-91-6
N-Ethyl Perfluorooctane Sulfonamide	NEtFOSA	4151-50-2
N-Methyl Perfluorooctane Sulfonamide	NMeFOSA	31506-32-8
PERFLUOROALKANE SULFONYL SUBSTANCES		
N-Ethyl Perfluorooctanesulfonamido Ethanol	NEtFOSE	1691-99-2
N-Methyl Perfluorooctanesulfonamido Ethanol	NMeFOSE	24448-09-7
N-Ethyl Perfluorooctanesulfonamidoacetic Acid	NEtFOSAA	2991-50-6
N-Methyl Perfluorooctanesulfonamidoacetic Acid	NMeFOSAA	2355-31-9
PER- and POLYFLUOROALKYL ETHER CARBOXYLIC ACIDS		
2,3,3,3-Tetrafluoro-2-[1,1,2,2,3,3,3-Heptafluoropropoxy]-Propanoic Acid	HFPO-DA	13252-13-6
4,8-Dioxa-3h-Perfluorononanoic Acid	ADONA	919005-14-4
CHLORO-PERFLUOROALKYL SULFONIC ACIDS		
11-Chloroeicosafluoro-3-Oxaundecane-1-Sulfonic Acid	11Cl-PF3OUdS	763051-92-9
9-Chlorohexadecafluoro-3-Oxanone-1-Sulfonic Acid	9Cl-PF3ONS	756426-58-1
PERFLUOROETHER SULFONIC ACIDS (PFESAs)		
Perfluoro(2-Ethoxyethane)Sulfonic Acid	PFEESA	113507-82-7
PERFLUOROETHER/POLYETHER CARBOXYLIC ACIDS (PFPCAs)		
Perfluoro-3-Methoxypropanoic Acid	PFMPA	377-73-1
Perfluoro-4-Methoxybutanoic Acid	PFMBA	863090-89-5
Nonafluoro-3,6-Dioxaheptanoic Acid	NFDHA	151772-58-6

Project Name: TROY MILLS LANDFILL SUPERFUND
Project Number: 04.0190987.33

Lab Number: L2262295
Report Date: 12/13/22

PFAS PARAMETER SUMMARY

Parameter	Acronym	CAS Number
FLUOROTELOMER CARBOXYLIC ACIDS (FTCAs)		
3-Perfluoroheptyl Propanoic Acid	7:3FTCA	812-70-4
2H,2H,3H,3H-Perfluorooctanoic Acid	5:3FTCA	914637-49-3
3-Perfluoropropyl Propanoic Acid	3:3FTCA	356-02-5

Project Name:	TROY MILLS LANDFILL SUPERFUND	**Lab Number:**	L2262295
Project Number:	04.0190987.33	**Report Date:**	12/13/22

GLOSSARY

Acronyms

DL - Detection Limit: This value represents the level to which target analyte concentrations are reported as estimated values, when those target analyte concentrations are quantified below the limit of quantitation (LOQ). The DL includes any adjustments from dilutions, concentrations or moisture content, where applicable. (DoD report formats only.)

EDL - Estimated Detection Limit: This value represents the level to which target analyte concentrations are reported as estimated values, when those target analyte concentrations are quantified below the reporting limit (RL). The EDL includes any adjustments from dilutions, concentrations or moisture content, where applicable. The use of EDLs is specific to the analysis of PAHs using Solid-Phase Microextraction (SPME).

EMPC - Estimated Maximum Possible Concentration: The concentration that results from the signal present at the retention time of an analyte when the ions meet all of the identification criteria except the ion abundance ratio criteria. An EMPC is a worst-case estimate of the concentration.

EPA - Environmental Protection Agency.

LCS - Laboratory Control Sample: A sample matrix, free from the analytes of interest, spiked with verified known amounts of analytes or a material containing known and verified amounts of analytes.

LCSD - Laboratory Control Sample Duplicate: Refer to LCS.

LFB - Laboratory Fortified Blank: A sample matrix, free from the analytes of interest, spiked with verified known amounts of analytes or a material containing known and verified amounts of analytes.

LOD - Limit of Detection: This value represents the level to which a target analyte can reliably be detected for a specific analyte in a specific matrix by a specific method. The LOD includes any adjustments from dilutions, concentrations or moisture content, where applicable. (DoD report formats only.)

LOQ - Limit of Quantitation: The value at which an instrument can accurately measure an analyte at a specific concentration. The LOQ includes any adjustments from dilutions, concentrations or moisture content, where applicable. (DoD report formats only.)

Limit of Quantitation: The value at which an instrument can accurately measure an analyte at a specific concentration. The LOQ includes any adjustments from dilutions, concentrations or moisture content, where applicable. (DoD report formats only.)

MDL - Method Detection Limit: This value represents the level to which target analyte concentrations are reported as estimated values, when those target analyte concentrations are quantified below the reporting limit (RL). The MDL includes any adjustments from dilutions, concentrations or moisture content, where applicable.

MS - Matrix Spike Sample: A sample prepared by adding a known mass of target analyte to a specified amount of matrix sample for which an independent estimate of target analyte concentration is available. For Method 332.0, the spike recovery is calculated using the native concentration, including estimated values.

MSD - Matrix Spike Sample Duplicate: Refer to MS.

NA - Not Applicable.

NC - Not Calculated: Term is utilized when one or more of the results utilized in the calculation are non-detect at the parameter's reporting unit.

NDPA/DPA - N-Nitrosodiphenylamine/Diphenylamine.

NI - Not Ignitable.

NP - Non-Plastic: Term is utilized for the analysis of Atterberg Limits in soil.

NR - No Results: Term is utilized when 'No Target Compounds Requested' is reported for the analysis of Volatile or Semivolatile Organic TIC only requests.

RL - Reporting Limit: The value at which an instrument can accurately measure an analyte at a specific concentration. The RL includes any adjustments from dilutions, concentrations or moisture content, where applicable.

RPD - Relative Percent Difference: The results from matrix and/or matrix spike duplicates are primarily designed to assess the precision of analytical results in a given matrix and are expressed as relative percent difference (RPD). Values which are less than five times the reporting limit for any individual parameter are evaluated by utilizing the absolute difference between the values; although the RPD value will be provided in the report.

SRM - Standard Reference Material: A reference sample of a known or certified value that is of the same or similar matrix as the associated field samples.

STLP - Semi-dynamic Tank Leaching Procedure per EPA Method 1315.

TEF - Toxic Equivalency Factors: The values assigned to each dioxin and furan to evaluate their toxicity relative to 2,3,7,8-TCDD.

TEQ - Toxic Equivalent: The measure of a sample's toxicity derived by multiplying each dioxin and furan by its corresponding TEF and then summing the resulting values.

TIC - Tentatively Identified Compound: A compound that has been identified to be present and is not part of the target compound list (TCL) for the method and/or program. All TICs are qualitatively identified and reported as estimated concentrations.

Project Name:	TROY MILLS LANDFILL SUPERFUND	**Lab Number:**	L2262295
Project Number:	04.0190987.33	**Report Date:**	12/13/22

Footnotes

1 - The reference for this analyte should be considered modified since this analyte is absent from the target analyte list of the original method.

Terms

Analytical Method: Both the document from which the method originates and the analytical reference method. (Example: EPA 8260B is shown as 1,8260B.) The codes for the reference method documents are provided in the References section of the Addendum.

Chlordane: The target compound Chlordane (CAS No. 57-74-9) is reported for GC ECD analyses. Per EPA,this compound "refers to a mixture of chlordane isomers, other chlorinated hydrocarbons and numerous other components." (Reference: USEPA Toxicological Review of Chlordane, In Support of Summary Information on the Integrated Risk Information System (IRIS), December 1997.)

Difference: With respect to Total Oxidizable Precursor (TOP) Assay analysis, the difference is defined as the Post-Treatment value minus the Pre-Treatment value.

Final pH: As it pertains to Sample Receipt & Container Information section of the report, Final pH reflects pH of container determined after adjustment at the laboratory, if applicable. If no adjustment required, value reflects Initial pH.

Frozen Date/Time: With respect to Volatile Organics in soil, Frozen Date/Time reflects the date/time at which associated Reagent Water-preserved vials were initially frozen. Note: If frozen date/time is beyond 48 hours from sample collection, value will be reflected in 'bold'.

Gasoline Range Organics (GRO): Gasoline Range Organics (GRO) results include all chromatographic peaks eluting from Methyl tert butyl ether through Naphthalene, with the exception of GRO analysis in support of State of Ohio programs, which includes all chromatographic peaks eluting from Hexane through Dodecane.

Initial pH: As it pertains to Sample Receipt & Container Information section of the report, Initial pH reflects pH of container determined upon receipt, if applicable.

PAH Total: With respect to Alkylated PAH analyses, the 'PAHs, Total' result is defined as the summation of results for all or a subset of the following compounds: Naphthalene, C1-C4 Naphthalenes, 2-Methylnaphthalene, 1-Methylnaphthalene, Biphenyl, Acenaphthylene, Acenaphthene, Fluorene, C1-C3 Fluorenes, Phenanthrene, C1-C4 Phenanthrenes/Anthracenes, Anthracene, Fluoranthene, Pyrene, C1-C4 Fluoranthenes/Pyrenes, Benz(a)anthracene, Chrysene, C1-C4 Chrysenes, Benzo(b)fluoranthene, Benzo(j)+(k)fluoranthene, Benzo(e)pyrene, Benzo(a)pyrene, Perylene, Indeno(1,2,3-cd)pyrene, Dibenz(ah)+(ac)anthracene, Benzo(g,h,i)perylene. If a 'Total' result is requested, the results of its individual components will also be reported.

PFAS Total: With respect to PFAS analyses, the 'PFAS, Total (5)' result is defined as the summation of results for: PFHpA, PFHxS, PFOA, PFNA and PFOS. In addition, the 'PFAS, Total (6)' result is defined as the summation of results for: PFHpA, PFHxS, PFOA, PFNA, PFDA and PFOS. For MassDEP DW compliance analysis only, the 'PFAS, Total (6)' result is defined as the summation of results at or above the RL. Note: If a 'Total' result is requested, the results of its individual components will also be reported.

Total: With respect to Organic analyses, a 'Total' result is defined as the summation of results for individual isomers or Aroclors. If a 'Total' result is requested, the results of its individual components will also be reported. This is applicable to 'Total' results for methods 8260, 8081 and 8082.

Data Qualifiers

A - Spectra identified as "Aldol Condensates" are byproducts of the extraction/concentration procedures when acetone is introduced in the process.

B - The analyte was detected above the reporting limit in the associated method blank. Flag only applies to associated field samples that have detectable concentrations of the analyte at less than ten times (10x) the concentration found in the blank. For MCP-related projects, flag only applies to associated field samples that have detectable concentrations of the analyte at less than ten times (10x) the concentration found in the blank. For DOD-related projects, flag only applies to associated field samples that have detectable concentrations of the analyte at less than ten times (10x) the concentration found in the blank AND the analyte was detected above one-half the reporting limit (or above the reporting limit for common lab contaminants) in the associated method blank. For NJ-Air-related projects, flag only applies to associated field samples that have detectable concentrations of the analyte above the reporting limit. For NJ-related projects (excluding Air), flag only applies to associated field samples that have detectable concentrations of the analyte, which was detected above the reporting limit in the associated method blank or above five times the reporting limit for common lab contaminants (Phthalates, Acetone, Methylene Chloride, 2-Butanone).

C - Co-elution: The target analyte co-elutes with a known lab standard (i.e. surrogate, internal standards, etc.) for co-extracted analyses.

D - Concentration of analyte was quantified from diluted analysis. Flag only applies to field samples that have detectable concentrations of the analyte.

E - Concentration of analyte exceeds the range of the calibration curve and/or linear range of the instrument.

F - The ratio of quantifier ion response to qualifier ion response falls outside of the laboratory criteria. Results are considered to be an estimated maximum concentration.

G - The concentration may be biased high due to matrix interferences (i.e, co-elution) with non-target compound(s). The result should be considered estimated.

H - The analysis of pH was performed beyond the regulatory-required holding time of 15 minutes from the time of sample collection.

I - The lower value for the two columns has been reported due to obvious interference.

J - Estimated value. This represents an estimated concentration for Tentatively Identified Compounds (TICs).

M - Reporting Limit (RL) exceeds the MCP CAM Reporting Limit for this analyte.

Report Format: Data Usability Report

Project Name:	TROY MILLS LANDFILL SUPERFUND	**Lab Number:**	L2262295
Project Number:	04.0190987.33	**Report Date:**	12/13/22

Data Qualifiers

ND - Not detected at the reporting limit (RL) for the sample.

NJ - Presumptive evidence of compound. This represents an estimated concentration for Tentatively Identified Compounds (TICs), where the identification is based on a mass spectral library search.

P - The RPD between the results for the two columns exceeds the method-specified criteria.

Q - The quality control sample exceeds the associated acceptance criteria. For DOD-related projects, LCS and/or Continuing Calibration Standard exceedences are also qualified on all associated sample results. Note: This flag is not applicable for matrix spike recoveries when the sample concentration is greater than 4x the spike added or for batch duplicate RPD when the sample concentrations are less than 5x the RL. (Metals only.)

R - Analytical results are from sample re-analysis.

RE - Analytical results are from sample re-extraction.

S - Analytical results are from modified screening analysis.

V - The surrogate associated with this target analyte has a recovery outside the QC acceptance limits. (Applicable to MassDEP DW Compliance samples only.)

Z - The batch matrix spike and/or duplicate associated with this target analyte has a recovery/RPD outside the QC acceptance limits. (Applicable to MassDEP DW Compliance samples only.)

Project Name:	TROY MILLS LANDFILL SUPERFUND	**Lab Number:**	L2262295
Project Number:	04.0190987.33	**Report Date:**	12/13/22

REFERENCES

134 Determination of Selected Perfluorinated Alkyl Acids in Drinking Water by Solid Phase Extraction and Liquid Chromatography/Tandem Mass Spectrometry (LC/MS/MS) using Isotope Dilution. Alpha SOP 23528.

LIMITATION OF LIABILITIES

Alpha Analytical performs services with reasonable care and diligence normal to the analytical testing laboratory industry. In the event of an error, the sole and exclusive responsibility of Alpha Analytical shall be to re-perform the work at it's own expense. In no event shall Alpha Analytical be held liable for any incidental, consequential or special damages, including but not limited to, damages in any way connected with the use of, interpretation of, information or analysis provided by Alpha Analytical.

We strongly urge our clients to comply with EPA protocol regarding sample volume, preservation, cooling, containers, sampling procedures, holding time and splitting of samples in the field.

Certification Information

The following analytes are not included in our Primary NELAP Scope of Accreditation:

Westborough Facility
EPA 624/624.1: m/p-xylene, o-xylene, Naphthalene
EPA 625/625.1: alpha-Terpineol
EPA 8260C/8260D: NPW: 1,2,4,5-Tetramethylbenzene; 4-Ethyltoluene, Azobenzene; SCM: Iodomethane (methyl iodide), 1,2,4,5-Tetramethylbenzene; 4-Ethyltoluene.
EPA 8270D/8270E: NPW: Dimethylnaphthalene,1,4-Diphenylhydrazine, alpha-Terpineol; SCM: Dimethylnaphthalene,1,4-Diphenylhydrazine.
SM4500: NPW: Amenable Cyanide; SCM: Total Phosphorus, TKN, NO2, NO3.

Mansfield Facility
SM 2540D: TSS
EPA 8082A: NPW: PCB: 1, 5, 31, 87,101, 110, 141, 151, 153, 180, 183, 187.
EPA TO-15: Halothane, 2,4,4-Trimethyl-2-pentene, 2,4,4-Trimethyl-1-pentene, Thiophene, 2-Methylthiophene, 3-Methylthiophene, 2-Ethylthiophene, 1,2,3-Trimethylbenzene, Indan, Indene, 1,2,4,5-Tetramethylbenzene, Benzothiophene, 1-Methylnaphthalene.
Biological Tissue Matrix: EPA 3050B

The following analytes are included in our Massachusetts DEP Scope of Accreditation

Westborough Facility:

Drinking Water
EPA 300.0: Chloride, Nitrate-N, Fluoride, Sulfate; **EPA 353.2**: Nitrate-N, Nitrite-N; **SM4500NO3-F**: Nitrate-N, Nitrite-N; **SM4500F-C, SM4500CN-CE, EPA 180.1, SM2130B, SM4500Cl-D, SM2320B, SM2540C, SM4500H-B, SM4500NO2-B**
EPA 332: Perchlorate; **EPA 524.2:** THMs and VOCs; **EPA 504.1:** EDB, DBCP.
Microbiology: **SM9215B; SM9223-P/A, SM9223B-Colilert-QT,SM9222D**.

Non-Potable Water
SM4500H,B, EPA 120.1, SM2510B, SM2540C, SM2320B, SM4500CL-E, SM4500F-BC, SM4500NH3-BH: Ammonia-N and Kjeldahl-N, **EPA 350.1**: Ammonia-N, **LACHAT 10-107-06-1-B**: Ammonia-N, **EPA 351.1, SM4500NO3-F, EPA 353.2**: Nitrate-N**, SM4500P-E, SM4500P-B, E, SM4500SO4-E, SM5220D, EPA 410.4, SM5210B, SM5310C, SM4500CL-D, EPA 1664, EPA 420.1, SM4500-CN-CE, SM2540D, EPA 300: Chloride, Sulfate, Nitrate.**
EPA 624.1: Volatile Halocarbons & Aromatics,
EPA 608.3: Chlordane, Toxaphene, Aldrin, alpha-BHC, beta-BHC, gamma-BHC, delta-BHC, Dieldrin, DDD, DDE, DDT, Endosulfan I, Endosulfan II, Endosulfan sulfate, Endrin, Endrin Aldehyde, Heptachlor, Heptachlor Epoxide, PCBs
EPA 625.1: SVOC (Acid/Base/Neutral Extractables), **EPA 600/4-81-045**: PCB-Oil.
Microbiology: **SM9223B-Colilert-QT; Enterolert-QT, SM9221E, EPA 1600, EPA 1603, SM9222D.**

Mansfield Facility:

Drinking Water
EPA 200.7: Al, Ba, Cd, Cr, Cu, Fe, Mn, Ni, Na, Ag, Ca, Zn. **EPA 200.8:** Al, Sb, As, Ba, Be, Cd, Cr, Cu, Pb, Mn, Ni, Se, Ag, TL, Zn. **EPA 245.1** Hg.
EPA 522, EPA 537.1.

Non-Potable Water
EPA 200.7: Al, Sb, As, Be, Cd, Ca, Cr, Co, Cu, Fe, Pb, Mg, Mn, Mo, Ni, K, Se, Ag, Na, Sr, TL, Ti, V, Zn.
EPA 200.8: Al, Sb**,** As, Be, Cd, Cr, Cu, Fe, Pb, Mn, Ni, K, Se, Ag, Na, TL, Zn.
EPA 245.1 Hg.
SM2340B

For a complete listing of analytes and methods, please contact your Alpha Project Manager.

CHAIN OF CUSTODY

PAGE 1 OF 2

Date Rec'd in Lab: 11/5/22

ALPHA Job #: L2262295

Westborough, MA TEL: 508-898-9220 FAX: 508-898-9193
Mansfield, MA TEL: 508-822-9300 FAX: 508-822-3288

Client Information

Client: NHDES
Address: 29 Hazen Drive
Concord, NH 03302
Phone: 603-271-3649
Fax:
Email: see comments

☐ These samples have been Previously analyzed by Alpha

Project Information

Project Name: Troy Mills Landfill Superfund
Project Location: Troy, NH
Project #: 04.0190987.33
Project Manager: Michael Summerlin
ALPHA Quote #: Contract #1081921

Turn-Around Time

☒ Standard ☐ Rush (ONLY IF PRE-APPROVED)

Due Date: Time:

Report Information Data Deliverables

☐ FAX ☒ EMAIL
☒ ADEx ☐ Add'l Deliverables

Billing Information

☒ Same as Client info PO #: 2590-03 "T"

Regulatory Requirements/Report Limits

State/Fed Program	Criteria
NHDES	Sampling and Analysis Plan limits

Other Project Specific Requirements/Comments/Detection Limits:

michael.d.summerlinjr@des.nh.gov. Please also email login receipts and lab reports to megan.murphy@gza.com and katherine.mcdonald@gza.com. Please provide excel files formatted for upload to the NHDES EMD and for GZA EQuIS upload.
Temperature Blank included in cooler.

ANALYSIS

SAMPLE HANDLING
Filtration
☐ Done
■ Not Needed
☐ Lab to do
Preservation
☐ Lab to do
(Please specify below)

Please check appropriate boxes below

ALPHA Lab ID (Lab Use Only)	Sample ID	Collection Date	Collection Time	Sample Matrix	Sampler's Initials	PFAS (NHDES Contract 40-compound List)	Sample Specific Comments	TOTAL # BOTTLES
62295 -01	TRY_M-7D	11/01/22	12:45	GW	EF	✔		2
-02	TRY_M-7	11/01/22	14:40	GW	EF	✔		2
-03	TRY_MW-701	11/01/22	12:10	GW	ED	✔		2
-04	TRY_MW-508X	11/01/22	14:25	GW	ED	✔		2
-05	FIELD BLANK- DYRNESS	11/01/22	12:05	AQ	ED	✔		1
-06	FIELD BLANK- FULTON	11/01/22	12:40	AQ	EF	✔		1
-07	TRY_MW-C6S	11/02/22	12:25	GW	ED	✔		2
-08	TRY_MW-C6S DUP	11/02/22	12:25	GW	ED	✔		2
-09	TRY_MW-C6D	11/02/22	10:50	GW	ED	✔		2
-10	TRY_MW-702SX	11/02/22	12:35	GW	EF	✔		2
					Container Type	P		
					Preservative	A		

Relinquished By:	Date/Time	Received By:	Date/Time
[illegible]	11/4/22 1655	Tom Hayswell MLNA	11/4/22 16:55
Tom Hayswell MLNA	11/4/22 20:35	[illegible]	11/4/22 20:35
[illegible]	11/5/22 0600		11/5/22 0600
R. MacDougall	11/5/22 0735		

Please print clearly, legibly and completely. Samples can not be logged in and turnaround time clock will not start until any ambiguities are resolved. All samples submitted are subject to Alpha's Payment Terms.

FORM NO: 01-01(HA) Rev. 5-JAN-10

CHAIN OF CUSTODY

PAGE 2 OF 2

Date Rec'd in Lab: 11/5/22

ALPHA Job #: L2262295

Westborough, MA
TEL: 508-898-9220
FAX: 508-898-9193

Mansfield, MA
TEL: 508-822-9300
FAX: 508-822-3288

Project Information

Project Name: Troy Mills Landfill Superfund

Project Location: Troy, NH

Project #: 04.0190987.33

Project Manager: Michael Summerlin

ALPHA Quote #: Contract #1081921

Report Information Data Deliverables

☐ FAX ☒ EMAIL

☒ ADEx ☐ Add'l Deliverables

Billing Information

☒ Same as Client info PO #: 2590-03 "T"

Regulatory Requirements/Report Limits

State/Fed Program	Criteria
NHDES	Sampling and Analysis Plan limits

Client Information

Client: NHDES

Address: 29 Hazen Drive

Concord, NH 03302

Phone: 603-271-3649

Fax:

Email: see comments

☐ These samples have been Previously analyzed by Alpha

Turn-Around Time

☒ Standard ☐ Rush (ONLY IF PRE-APPROVED)

Due Date: Time:

ANALYSIS

PFAS (NHDES Contract 40-compound List)

SAMPLE HANDLING
Filtration
☐ Done
☒ Not Needed
☐ Lab to do
Preservation
☐ Lab to do
(Please specify below)

Other Project Specific Requirements/Comments/Detection Limits:

michael.d.summerlinjr@des.nh.gov. Please also email login receipts and lab reports to megan.murphy@gza.com and katherine.mcdonald@gza.com. Please provide excel files formatted for upload to the NHDES EMD and for GZA EQuIS upload.
Temperature Blank included in cooler.

ALPHA Lab ID (Lab Use Only)	Sample ID	Collection Date	Collection Time	Sample Matrix	Sampler's Initials	PFAS (NHDES Contract 40-compound List)	Sample Specific Comments	TOTAL # BOTTLES
						Please check appropriate boxes below		
-11	TRY_MW-702D	11/02/22	14:30	GW	EF	✔		2
-12	TRY_MW-301X	11/03/22	11:15	GW	ED	✔		2
-13	TRY_MW-805	11/03/22	13:00	GW	ED	✔		2
-14	TRY_MW-104D	11/03/22	12:15	GW	EF	✔		2
-15	TRY_MW-104S	11/03/22	14:00	GW	EF	✔		2
-16	EQUIP BLANK	11/03/22	15:30	GW	ED	✔	QED SP/805	2
-17	TRY_MW-801	11/04/22	10:40	GW	EF	✔		2
-18	TRY_MW-802	11/04/22	12:05	GW	EF	✔		2
-19	TRY_MW-105S	11/04/22	12:00	GW	ED	✔		2
-20	TRY_MW-105D	11/04/22	10:40	GW	ED	✔		2
				Container Type		P		
				Preservative		A		

Relinquished By:	Date/Time	Received By:	Date/Time
[illegible]	11/4/22 1655	Tom Hersick AAC	11/4/22 16:55
Tom Hersick AAC	11/4/22 20:35	[illegible]	11/4/22 20:35
[illegible]	11/5/22 0600	R. MacDougall	11/5/22 0600
R. MacDougall	11/5/22 0735		

Please print clearly, legibly and completely. Samples can not be logged in and turnaround time clock will not start until any ambiguities are resolved. All samples submitted are subject to Alpha's Payment Terms.

FORM NO: 01-01(HAL)
(rev. 9-JAN-12)

ANALYTICAL REPORT

Lab Number:	L2263820
Client:	GZA GeoEnvironmental, Inc. / NHDES PO Box 95 29 Hazen Drive Concord, NH 03302-0095
ATTN:	Michael Summerlin
Phone:	(603) 271-3649
Project Name:	TROY MILLS LANDFILL SUPERFUND
Project Number:	04.0190987.33
Report Date:	12/21/22

The original project report/data package is held by Alpha Analytical. This report/data package is paginated and should be reproduced only in its entirety. Alpha Analytical holds no responsibility for results and/or data that are not consistent with the original.

Certifications & Approvals: MA (M-MA030), NH NELAP (2062), CT (PH-0141), DoD (L2474), FL (E87814), IL (200081), LA (85084), ME (MA00030), MD (350), NJ (MA015), NY (11627), NC (685), OH (CL106), PA (68-02089), RI (LAO00299), TX (T104704419), VT (VT-0015), VA (460194), WA (C954), US Army Corps of Engineers, USDA (Permit #P330-17-00150), USFWS (Permit #206964).

320 Forbes Boulevard, Mansfield, MA 02048-1806
508-822-9300 (Fax) 508-822-3288 800-624-9220 - www.alphalab.com

Project Name: TROY MILLS LANDFILL SUPERFUND
Project Number: 04.0190987.33

Lab Number: L2263820
Report Date: 12/21/22

Alpha Sample ID	Client ID	Matrix	Sample Location	Collection Date/Time	Receive Date
L2263820-01	FIELD BLANK-MURPHY	WATER	TROY, NH	11/07/22 12:45	11/14/22
L2263820-02	FIELD BLANK-BERGEN	WATER	TROY, NH	11/07/22 14:25	11/14/22
L2263820-03	TRY_MW-202P	WATER	TROY, NH	11/07/22 14:30	11/14/22
L2263820-04	TRY_MW-602B	WATER	TROY, NH	11/07/22 12:50	11/14/22
L2263820-05	TRY_MW-501X	WATER	TROY, NH	11/08/22 13:45	11/14/22
L2263820-06	TRY_MW-501D	WATER	TROY, NH	11/08/22 11:50	11/14/22
L2263820-07	TRY_MW-601S	WATER	TROY, NH	11/08/22 14:00	11/14/22
L2263820-08	TRY_MW-601D	WATER	TROY, NH	11/08/22 12:00	11/14/22
L2263820-09	TRY_MW-102	WATER	TROY, NH	11/09/22 12:40	11/14/22
L2263820-10	TRY_M-1	WATER	TROY, NH	11/09/22 12:45	11/14/22
L2263820-11	TRY_MW-201SX	WATER	TROY, NH	11/10/22 09:55	11/14/22
L2263820-12	TRY_MW-204	WATER	TROY, NH	11/10/22 14:05	11/14/22
L2263820-13	TRY_MW-204 DUP	WATER	TROY, NH	11/10/22 14:05	11/14/22
L2263820-14	TRY_MW-101D	WATER	TROY, NH	11/10/22 10:00	11/14/22
L2263820-15	TRY_MW-A28	WATER	TROY, NH	11/10/22 14:00	11/14/22

Project Name:	TROY MILLS LANDFILL SUPERFUND	**Lab Number:**	L2263820
Project Number:	04.0190987.33	**Report Date:**	12/21/22

Case Narrative

The samples were received in accordance with the Chain of Custody and no significant deviations were encountered during the preparation or analysis unless otherwise noted. Sample Receipt, Container Information, and the Chain of Custody are located at the back of the report.

Results contained within this report relate only to the samples submitted under this Alpha Lab Number and meet NELAP requirements for all NELAP accredited parameters unless otherwise noted in the following narrative. The data presented in this report is organized by parameter (i.e. VOC, SVOC, etc.). Sample specific Quality Control data (i.e. Surrogate Spike Recovery) is reported at the end of the target analyte list for each individual sample, followed by the Laboratory Batch Quality Control at the end of each parameter. Tentatively Identified Compounds (TICs), if requested, are reported for compounds identified to be present and are not part of the method/program Target Compound List, even if only a subset of the TCL are being reported. If a sample was re-analyzed or re-extracted due to a required quality control corrective action and if both sets of data are reported, the Laboratory ID of the re-analysis or re-extraction is designated with an "R" or "RE", respectively.

When multiple Batch Quality Control elements are reported (e.g. more than one LCS), the associated samples for each element are noted in the grey shaded header line of each data table. Any Laboratory Batch, Sample Specific % recovery or RPD value that is outside the listed Acceptance Criteria is bolded in the report. In reference to questions H (CAM) or 4 (RCP) when "NO" is checked, the performance criteria for CAM and RCP methods allow for some quality control failures to occur and still be within method compliance. In these instances, the specific failure is not narrated but noted in the associated QC Outlier Summary Report, located directly after the Case Narrative. QC information is also incorporated in the Data Usability Assessment table (Format 11) of our Data Merger tool, where it can be reviewed in conjunction with the sample result, associated regulatory criteria and any associated data usability implications.

Soil/sediments, solids and tissues are reported on a dry weight basis unless otherwise noted. Definitions of all data qualifiers and acronyms used in this report are provided in the Glossary located at the back of the report.

HOLD POLICY - For samples submitted on hold, Alpha's policy is to hold samples (with the exception of Air canisters) free of charge for 21 calendar days from the date the project is completed. After 21 calendar days, we will dispose of all samples submitted including those put on hold unless you have contacted your Alpha Project Manager and made arrangements for Alpha to continue to hold the samples. Air canisters will be disposed after 3 business days from the date the project is completed.

Please contact Project Management at 800-624-9220 with any questions.

Project Name:	TROY MILLS LANDFILL SUPERFUND	**Lab Number:**	L2263820
Project Number:	04.0190987.33	**Report Date:**	12/21/22

Case Narrative (continued)

Perfluorinated Alkyl Acids by Isotope Dilution

L2263820-01 through -05, -07 through -13, -15, WG1714539-1 and WG1714539-2: Extracted Internal Standard recoveries were outside the acceptance criteria for individual analytes. Please refer to the surrogate section of the report for details.

L2263820-02 through -15: The MeOH fraction of the extraction is reported for the following compounds: Perfluorooctanesulfonamide (FOSA), N-Methyl Perfluorooctane Sulfonamide (NMeFOSA), N-Ethyl Perfluorooctane Sulfonamide (NEtFOSA), N-Methyl Perfluorooctanesulfonamido Ethanol (NMeFOSE), and N-Ethyl Perfluorooctanesulfonamido Ethanol (NEtFOSE) due to better extraction efficiency of the Surrogates (Extracted Internal Standards).

L2263820-05, -09, -11, -12, -13, and -15: The sample was centrifuged and decanted prior to extraction due to sample matrix.

The WG1714539-2 LCS recoveries, associated with L2263820-01 through -15, are below the acceptance criteria for perfluorooctadecanoic acid (pfoda) (4%); however, it has been identified as a "difficult" analyte. The results of the associated samples are reported.

I, the undersigned, attest under the pains and penalties of perjury that, to the best of my knowledge and belief and based upon my personal inquiry of those responsible for providing the information contained in this analytical report, such information is accurate and complete. This certificate of analysis is not complete unless this page accompanies any and all pages of this report.

Authorized Signature: Alycia Mogayzel

Title: Technical Director/Representative Date: 12/21/22

ORGANICS

SEMIVOLATILES

Project Name: TROY MILLS LANDFILL SUPERFUND **Lab Number:** L2263820

Project Number: 04.0190987.33 **Report Date:** 12/21/22

SAMPLE RESULTS

Lab ID: L2263820-01
Client ID: FIELD BLANK-MURPHY
Sample Location: TROY, NH

Date Collected: 11/07/22 12:45
Date Received: 11/14/22
Field Prep: Not Specified

Sample Depth:
Matrix: Water
Analytical Method: 134,LCMSMS-ID
Analytical Date: 12/15/22 23:10
Analyst: SL

Extraction Method: ALPHA 23528
Extraction Date: 11/20/22 13:00

Parameter	Result	Qualifier	Units	RL	MDL	Dilution Factor
Perfluorinated Alkyl Acids by Isotope Dilution - Mansfield Lab						
Perfluorobutanoic Acid (PFBA)	ND		ng/l	1.81	--	1
Perfluoropentanoic Acid (PFPeA)	ND		ng/l	1.81	--	1
Perfluorobutanesulfonic Acid (PFBS)	ND		ng/l	1.81	--	1
1H,1H,2H,2H-Perfluorohexanesulfonic Acid (4:2FTS)	ND		ng/l	1.81	--	1
Perfluorohexanoic Acid (PFHxA)	ND		ng/l	1.81	--	1
Perfluoropentanesulfonic Acid (PFPeS)	ND		ng/l	1.81	--	1
Perfluoroheptanoic Acid (PFHpA)	ND		ng/l	1.81	--	1
Perfluorohexanesulfonic Acid (PFHxS)	ND		ng/l	1.81	--	1
Perfluorooctanoic Acid (PFOA)	ND		ng/l	1.81	--	1
1H,1H,2H,2H-Perfluorooctanesulfonic Acid (6:2FTS)	ND		ng/l	1.81	--	1
Perfluoroheptanesulfonic Acid (PFHpS)	ND		ng/l	1.81	--	1
Perfluorononanoic Acid (PFNA)	ND		ng/l	1.81	--	1
Perfluorooctanesulfonic Acid (PFOS)	ND		ng/l	1.81	--	1
Perfluorodecanoic Acid (PFDA)	ND		ng/l	1.81	--	1
1H,1H,2H,2H-Perfluorodecanesulfonic Acid (8:2FTS)	ND		ng/l	1.81	--	1
Perfluorononanesulfonic Acid (PFNS)	ND		ng/l	1.81	--	1
N-Methyl Perfluorooctanesulfonamidoacetic Acid (NMeFOSAA)	ND		ng/l	1.81	--	1
Perfluoroundecanoic Acid (PFUnA)	ND		ng/l	1.81	--	1
Perfluorodecanesulfonic Acid (PFDS)	ND		ng/l	1.81	--	1
N-Ethyl Perfluorooctanesulfonamidoacetic Acid (NEtFOSAA)	ND		ng/l	1.81	--	1
Perfluorododecanoic Acid (PFDoA)	ND		ng/l	1.81	--	1
Perfluorotridecanoic Acid (PFTrDA)	ND		ng/l	1.81	--	1
Perfluorotetradecanoic Acid (PFTA)	ND		ng/l	1.81	--	1
2,3,3,3-Tetrafluoro-2-[1,1,2,2,3,3,3-Heptafluoropropoxy]-Propanoic Acid (HFPO-DA)	ND		ng/l	45.2	--	1
4,8-Dioxa-3h-Perfluorononanoic Acid (ADONA)	ND		ng/l	1.81	--	1
Perfluorohexadecanoic Acid (PFHxDA)	ND		ng/l	3.62	--	1
Perfluorooctadecanoic Acid (PFODA)	ND		ng/l	3.62	--	1

Project Name: TROY MILLS LANDFILL SUPERFUND **Lab Number:** L2263820

Project Number: 04.0190987.33 **Report Date:** 12/21/22

SAMPLE RESULTS

Lab ID: L2263820-01 Date Collected: 11/07/22 12:45

Client ID: FIELD BLANK-MURPHY Date Received: 11/14/22

Sample Location: TROY, NH Field Prep: Not Specified

Sample Depth:

Parameter	Result	Qualifier	Units	RL	MDL	Dilution Factor
Perfluorinated Alkyl Acids by Isotope Dilution - Mansfield Lab						
Perfluorododecane Sulfonic Acid (PFDoDS)	ND		ng/l	1.81	--	1
1H,1H,2H,2H-Perfluorododecanesulfonic Acid (10:2FTS)	ND		ng/l	4.52	--	1
9-Chlorohexadecafluoro-3-Oxanone-1-Sulfonic Acid (9Cl-PF3ONS)	ND		ng/l	1.81	--	1
11-Chloroeicosafluoro-3-Oxaundecane-1-Sulfonic Acid (11Cl-PF3OUdS)	ND		ng/l	1.81	--	1
Perfluoro-3-Methoxypropanoic Acid (PFMPA)	ND		ng/l	1.81	--	1
Perfluoro-4-Methoxybutanoic Acid (PFMBA)	ND		ng/l	1.81	--	1
Perfluoro(2-Ethoxyethane)Sulfonic Acid (PFEESA)	ND		ng/l	1.81	--	1
Nonafluoro-3,6-Dioxaheptanoic Acid (NFDHA)	ND		ng/l	1.81	--	1

Surrogate (Extracted Internal Standard)	% Recovery	Qualifier	Acceptance Criteria
Perfluoro[13C4]Butanoic Acid (MPFBA)	112		58-132
Perfluoro[13C5]Pentanoic Acid (M5PFPEA)	98		62-163
Perfluoro[2,3,4-13C3]Butanesulfonic Acid (M3PFBS)	121		70-131
1H,1H,2H,2H-Perfluoro[1,2-13C2]Hexanesulfonic Acid (M2-4:2FTS)	123		12-142
Perfluoro[1,2,3,4,6-13C5]Hexanoic Acid (M5PFHxA)	128		57-129
Perfluoro[1,2,3,4-13C4]Heptanoic Acid (M4PFHpA)	125		60-129
Perfluoro[1,2,3-13C3]Hexanesulfonic Acid (M3PFHxS)	109		71-134
Perfluoro[13C8]Octanoic Acid (M8PFOA)	120		62-129
1H,1H,2H,2H-Perfluoro[1,2-13C2]Octanesulfonic Acid (M2-6:2FTS)	102		14-147
Perfluoro[13C9]Nonanoic Acid (M9PFNA)	105		59-139
Perfluoro[13C8]Octanesulfonic Acid (M8PFOS)	110		69-131
Perfluoro[1,2,3,4,5,6-13C6]Decanoic Acid (M6PFDA)	114		62-124
1H,1H,2H,2H-Perfluoro[1,2-13C2]Decanesulfonic Acid (M2-8:2FTS)	106		10-162
N-Deuteriomethylperfluoro-1-octanesulfonamidoacetic Acid (d3-NMeFOSAA)	**144**	Q	24-116
Perfluoro[1,2,3,4,5,6,7-13C7]Undecanoic Acid (M7-PFUDA)	118		55-137
N-Deuterioethylperfluoro-1-octanesulfonamidoacetic Acid (d5-NEtFOSAA)	108		27-126
Perfluoro[1,2-13C2]Dodecanoic Acid (MPFDOA)	103		48-131
Perfluoro[1,2-13C2]Tetradecanoic Acid (M2PFTEDA)	99		22-136
2,3,3,3-Tetrafluoro-2-[1,1,2,2,3,3,3-Heptafluoropropoxy]-13C3-Propanoic Acid (M3HFPO-DA)	130		10-165
Perfluoro[13C2]Hexadecanoic Acid (M2PFHxDA)	97		10-206
1H,1H,2H,2H-Perfluorododecane Sulfonate (M2D4-10:2FTS)	131		50-150

Project Name: TROY MILLS LANDFILL SUPERFUND **Lab Number:** L2263820

Project Number: 04.0190987.33 **Report Date:** 12/21/22

SAMPLE RESULTS

Lab ID: L2263820-01
Client ID: FIELD BLANK-MURPHY
Sample Location: TROY, NH

Date Collected: 11/07/22 12:45
Date Received: 11/14/22
Field Prep: Not Specified

Sample Depth:
Matrix: Water
Analytical Method: 134,LCMSMS-ID
Analytical Date: 12/21/22 00:01
Analyst: JW

Extraction Method: ALPHA 23528
Extraction Date: 11/20/22 13:00

Parameter	Result	Qualifier	Units	RL	MDL	Dilution Factor
Perfluorinated Alkyl Acids by Isotope Dilution - Mansfield Lab						
Perfluorooctanesulfonamide (FOSA)	ND		ng/l	1.81	--	1
N-Methyl Perfluorooctane Sulfonamide (NMeFOSA)	ND		ng/l	18.1	--	1
N-Ethyl Perfluorooctane Sulfonamide (NEtFOSA)	ND		ng/l	18.1	--	1
N-Methyl Perfluorooctanesulfonamido Ethanol (NMeFOSE)	ND		ng/l	45.2	--	1
N-Ethyl Perfluorooctanesulfonamido Ethanol (NEtFOSE)	ND		ng/l	45.2	--	1

Surrogate (Extracted Internal Standard)	% Recovery	Qualifier	Acceptance Criteria
Perfluoro[13C8]Octanesulfonamide (M8FOSA)	81		5-112
N-Methyl-d3-Perfluoro-1-Octanesulfonamide (d3-NMeFOSA)	74		10-161
N-Ethyl-d5-Perfluoro-1-Octanesulfonamide (d5-NEtFOSA)	79		10-160
2-(N-Methyl-d3-Perfluoro-1-Octanesulfonamido)ethan-d4-ol (d7-NMeFOSE)	85		10-189
2-(N-Ethyl-d5-Perfluoro-1-Octanesulfonamido)ethan-d4-ol (d9-NEtFOSE)	84		10-187

Project Name: TROY MILLS LANDFILL SUPERFUND **Lab Number:** L2263820

Project Number: 04.0190987.33 **Report Date:** 12/21/22

SAMPLE RESULTS

Lab ID: L2263820-02
Client ID: FIELD BLANK-BERGEN
Sample Location: TROY, NH

Date Collected: 11/07/22 14:25
Date Received: 11/14/22
Field Prep: Not Specified

Sample Depth:
Matrix: Water
Analytical Method: 134,LCMSMS-ID
Analytical Date: 12/15/22 23:42
Analyst: SL

Extraction Method: ALPHA 23528
Extraction Date: 11/20/22 13:00

Parameter	Result	Qualifier	Units	RL	MDL	Dilution Factor
Perfluorinated Alkyl Acids by Isotope Dilution - Mansfield Lab						
Perfluorobutanoic Acid (PFBA)	ND		ng/l	1.85	--	1
Perfluoropentanoic Acid (PFPeA)	ND		ng/l	1.85	--	1
Perfluorobutanesulfonic Acid (PFBS)	ND		ng/l	1.85	--	1
1H,1H,2H,2H-Perfluorohexanesulfonic Acid (4:2FTS)	ND		ng/l	1.85	--	1
Perfluorohexanoic Acid (PFHxA)	ND		ng/l	1.85	--	1
Perfluoropentanesulfonic Acid (PFPeS)	ND		ng/l	1.85	--	1
Perfluoroheptanoic Acid (PFHpA)	ND		ng/l	1.85	--	1
Perfluorohexanesulfonic Acid (PFHxS)	ND		ng/l	1.85	--	1
Perfluorooctanoic Acid (PFOA)	ND		ng/l	1.85	--	1
1H,1H,2H,2H-Perfluorooctanesulfonic Acid (6:2FTS)	ND		ng/l	1.85	--	1
Perfluoroheptanesulfonic Acid (PFHpS)	ND		ng/l	1.85	--	1
Perfluorononanoic Acid (PFNA)	ND		ng/l	1.85	--	1
Perfluorooctanesulfonic Acid (PFOS)	ND		ng/l	1.85	--	1
Perfluorodecanoic Acid (PFDA)	ND		ng/l	1.85	--	1
1H,1H,2H,2H-Perfluorodecanesulfonic Acid (8:2FTS)	ND		ng/l	1.85	--	1
Perfluorononanesulfonic Acid (PFNS)	ND		ng/l	1.85	--	1
N-Methyl Perfluorooctanesulfonamidoacetic Acid (NMeFOSAA)	ND		ng/l	1.85	--	1
Perfluoroundecanoic Acid (PFUnA)	ND		ng/l	1.85	--	1
Perfluorodecanesulfonic Acid (PFDS)	ND		ng/l	1.85	--	1
N-Ethyl Perfluorooctanesulfonamidoacetic Acid (NEtFOSAA)	ND		ng/l	1.85	--	1
Perfluorododecanoic Acid (PFDoA)	ND		ng/l	1.85	--	1
Perfluorotridecanoic Acid (PFTrDA)	ND		ng/l	1.85	--	1
Perfluorotetradecanoic Acid (PFTA)	ND		ng/l	1.85	--	1
2,3,3,3-Tetrafluoro-2-[1,1,2,2,3,3,3-Heptafluoropropoxy]-Propanoic Acid (HFPO-DA)	ND		ng/l	46.2	--	1
4,8-Dioxa-3h-Perfluorononanoic Acid (ADONA)	ND		ng/l	1.85	--	1
Perfluorohexadecanoic Acid (PFHxDA)	ND		ng/l	3.70	--	1
Perfluorooctadecanoic Acid (PFODA)	ND		ng/l	3.70	--	1

Project Name: TROY MILLS LANDFILL SUPERFUND **Lab Number:** L2263820

Project Number: 04.0190987.33 **Report Date:** 12/21/22

SAMPLE RESULTS

Lab ID: L2263820-02 Date Collected: 11/07/22 14:25

Client ID: FIELD BLANK-BERGEN Date Received: 11/14/22

Sample Location: TROY, NH Field Prep: Not Specified

Sample Depth:

Parameter	Result	Qualifier	Units	RL	MDL	Dilution Factor
Perfluorinated Alkyl Acids by Isotope Dilution - Mansfield Lab						
Perfluorododecane Sulfonic Acid (PFDoDS)	ND		ng/l	1.85	--	1
1H,1H,2H,2H-Perfluorododecanesulfonic Acid (10:2FTS)	ND		ng/l	4.62	--	1
9-Chlorohexadecafluoro-3-Oxanone-1-Sulfonic Acid (9Cl-PF3ONS)	ND		ng/l	1.85	--	1
11-Chloroeicosafluoro-3-Oxaundecane-1-Sulfonic Acid (11Cl-PF3OUdS)	ND		ng/l	1.85	--	1
Perfluoro-3-Methoxypropanoic Acid (PFMPA)	ND		ng/l	1.85	--	1
Perfluoro-4-Methoxybutanoic Acid (PFMBA)	ND		ng/l	1.85	--	1
Perfluoro(2-Ethoxyethane)Sulfonic Acid (PFEESA)	ND		ng/l	1.85	--	1
Nonafluoro-3,6-Dioxaheptanoic Acid (NFDHA)	ND		ng/l	1.85	--	1

Surrogate (Extracted Internal Standard)	% Recovery	Qualifier	Acceptance Criteria
Perfluoro[13C4]Butanoic Acid (MPFBA)	105		58-132
Perfluoro[13C5]Pentanoic Acid (M5PFPEA)	94		62-163
Perfluoro[2,3,4-13C3]Butanesulfonic Acid (M3PFBS)	124		70-131
1H,1H,2H,2H-Perfluoro[1,2-13C2]Hexanesulfonic Acid (M2-4:2FTS)	130		12-142
Perfluoro[1,2,3,4,6-13C5]Hexanoic Acid (M5PFHxA)	120		57-129
Perfluoro[1,2,3,4-13C4]Heptanoic Acid (M4PFHpA)	121		60-129
Perfluoro[1,2,3-13C3]Hexanesulfonic Acid (M3PFHxS)	103		71-134
Perfluoro[13C8]Octanoic Acid (M8PFOA)	110		62-129
1H,1H,2H,2H-Perfluoro[1,2-13C2]Octanesulfonic Acid (M2-6:2FTS)	102		14-147
Perfluoro[13C9]Nonanoic Acid (M9PFNA)	101		59-139
Perfluoro[13C8]Octanesulfonic Acid (M8PFOS)	109		69-131
Perfluoro[1,2,3,4,5,6-13C6]Decanoic Acid (M6PFDA)	111		62-124
1H,1H,2H,2H-Perfluoro[1,2-13C2]Decanesulfonic Acid (M2-8:2FTS)	109		10-162
N-Deuteriomethylperfluoro-1-octanesulfonamidoacetic Acid (d3-NMeFOSAA)	**138**	Q	24-116
Perfluoro[1,2,3,4,5,6,7-13C7]Undecanoic Acid (M7-PFUDA)	117		55-137
N-Deuterioethylperfluoro-1-octanesulfonamidoacetic Acid (d5-NEtFOSAA)	114		27-126
Perfluoro[1,2-13C2]Dodecanoic Acid (MPFDOA)	105		48-131
Perfluoro[1,2-13C2]Tetradecanoic Acid (M2PFTEDA)	104		22-136
2,3,3,3-Tetrafluoro-2-[1,1,2,2,3,3,3-Heptafluoropropoxy]-13C3-Propanoic Acid (M3HFPO-DA)	139		10-165
Perfluoro[13C2]Hexadecanoic Acid (M2PFHxDA)	101		10-206
1H,1H,2H,2H-Perfluorododecane Sulfonate (M2D4-10:2FTS)	120		50-150

Project Name: TROY MILLS LANDFILL SUPERFUND **Lab Number:** L2263820

Project Number: 04.0190987.33 **Report Date:** 12/21/22

SAMPLE RESULTS

Lab ID: L2263820-02
Client ID: FIELD BLANK-BERGEN
Sample Location: TROY, NH

Date Collected: 11/07/22 14:25
Date Received: 11/14/22
Field Prep: Not Specified

Sample Depth:
Matrix: Water
Analytical Method: 134,LCMSMS-ID
Analytical Date: 12/21/22 00:08
Analyst: JW

Extraction Method: ALPHA 23528
Extraction Date: 11/20/22 13:00

Parameter	Result	Qualifier	Units	RL	MDL	Dilution Factor
Perfluorinated Alkyl Acids by Isotope Dilution - Mansfield Lab						
Perfluorooctanesulfonamide (FOSA)	ND		ng/l	1.85	--	1
N-Methyl Perfluorooctane Sulfonamide (NMeFOSA)	ND		ng/l	18.5	--	1
N-Ethyl Perfluorooctane Sulfonamide (NEtFOSA)	ND		ng/l	18.5	--	1
N-Methyl Perfluorooctanesulfonamido Ethanol (NMeFOSE)	ND		ng/l	46.2	--	1
N-Ethyl Perfluorooctanesulfonamido Ethanol (NEtFOSE)	ND		ng/l	46.2	--	1

Surrogate (Extracted Internal Standard)	% Recovery	Qualifier	Acceptance Criteria
Perfluoro[13C8]Octanesulfonamide (M8FOSA)	74		5-112
N-Methyl-d3-Perfluoro-1-Octanesulfonamide (d3-NMeFOSA)	64		10-161
N-Ethyl-d5-Perfluoro-1-Octanesulfonamide (d5-NEtFOSA)	74		10-160
2-(N-Methyl-d3-Perfluoro-1-Octanesulfonamido)ethan-d4-ol (d7-NMeFOSE)	83		10-189
2-(N-Ethyl-d5-Perfluoro-1-Octanesulfonamido)ethan-d4-ol (d9-NEtFOSE)	83		10-187

Project Name: TROY MILLS LANDFILL SUPERFUND **Lab Number:** L2263820

Project Number: 04.0190987.33 **Report Date:** 12/21/22

SAMPLE RESULTS

Lab ID: L2263820-03
Client ID: TRY_MW-202P
Sample Location: TROY, NH

Date Collected: 11/07/22 14:30
Date Received: 11/14/22
Field Prep: Not Specified

Sample Depth:
Matrix: Water
Analytical Method: 134,LCMSMS-ID
Analytical Date: 12/15/22 23:59
Analyst: SL

Extraction Method: ALPHA 23528
Extraction Date: 11/20/22 13:00

Parameter	Result	Qualifier	Units	RL	MDL	Dilution Factor
Perfluorinated Alkyl Acids by Isotope Dilution - Mansfield Lab						
Perfluorobutanoic Acid (PFBA)	36.2		ng/l	1.78	--	1
Perfluoropentanoic Acid (PFPeA)	89.8		ng/l	1.78	--	1
Perfluorobutanesulfonic Acid (PFBS)	3.16		ng/l	1.78	--	1
1H,1H,2H,2H-Perfluorohexanesulfonic Acid (4:2FTS)	ND		ng/l	1.78	--	1
Perfluorohexanoic Acid (PFHxA)	98.4		ng/l	1.78	--	1
Perfluoropentanesulfonic Acid (PFPeS)	ND		ng/l	1.78	--	1
Perfluoroheptanoic Acid (PFHpA)	83.4		ng/l	1.78	--	1
Perfluorohexanesulfonic Acid (PFHxS)	4.66		ng/l	1.78	--	1
Perfluorooctanoic Acid (PFOA)	91.1		ng/l	1.78	--	1
1H,1H,2H,2H-Perfluorooctanesulfonic Acid (6:2FTS)	ND		ng/l	1.78	--	1
Perfluoroheptanesulfonic Acid (PFHpS)	ND		ng/l	1.78	--	1
Perfluorononanoic Acid (PFNA)	ND		ng/l	1.78	--	1
Perfluorooctanesulfonic Acid (PFOS)	ND		ng/l	1.78	--	1
Perfluorodecanoic Acid (PFDA)	2.42		ng/l	1.78	--	1
1H,1H,2H,2H-Perfluorodecanesulfonic Acid (8:2FTS)	ND		ng/l	1.78	--	1
Perfluorononanesulfonic Acid (PFNS)	ND		ng/l	1.78	--	1
N-Methyl Perfluorooctanesulfonamidoacetic Acid (NMeFOSAA)	ND		ng/l	1.78	--	1
Perfluoroundecanoic Acid (PFUnA)	4.73		ng/l	1.78	--	1
Perfluorodecanesulfonic Acid (PFDS)	ND		ng/l	1.78	--	1
N-Ethyl Perfluorooctanesulfonamidoacetic Acid (NEtFOSAA)	ND		ng/l	1.78	--	1
Perfluorododecanoic Acid (PFDoA)	ND		ng/l	1.78	--	1
Perfluorotridecanoic Acid (PFTrDA)	ND		ng/l	1.78	--	1
Perfluorotetradecanoic Acid (PFTA)	ND		ng/l	1.78	--	1
2,3,3,3-Tetrafluoro-2-[1,1,2,2,3,3,3-Heptafluoropropoxy]-Propanoic Acid (HFPO-DA)	ND		ng/l	44.4	--	1
4,8-Dioxa-3h-Perfluorononanoic Acid (ADONA)	ND		ng/l	1.78	--	1
Perfluorohexadecanoic Acid (PFHxDA)	ND		ng/l	3.56	--	1
Perfluorooctadecanoic Acid (PFODA)	ND		ng/l	3.56	--	1

Project Name: TROY MILLS LANDFILL SUPERFUND **Lab Number:** L2263820

Project Number: 04.0190987.33 **Report Date:** 12/21/22

SAMPLE RESULTS

Lab ID: L2263820-03 Date Collected: 11/07/22 14:30

Client ID: TRY_MW-202P Date Received: 11/14/22

Sample Location: TROY, NH Field Prep: Not Specified

Sample Depth:

Parameter	Result	Qualifier	Units	RL	MDL	Dilution Factor
Perfluorinated Alkyl Acids by Isotope Dilution - Mansfield Lab						
Perfluorododecane Sulfonic Acid (PFDoDS)	ND		ng/l	1.78	--	1
1H,1H,2H,2H-Perfluorododecanesulfonic Acid (10:2FTS)	ND		ng/l	4.44	--	1
9-Chlorohexadecafluoro-3-Oxanone-1-Sulfonic Acid (9Cl-PF3ONS)	ND		ng/l	1.78	--	1
11-Chloroeicosafluoro-3-Oxaundecane-1-Sulfonic Acid (11Cl-PF3OUdS)	ND		ng/l	1.78	--	1
Perfluoro-3-Methoxypropanoic Acid (PFMPA)	ND		ng/l	1.78	--	1
Perfluoro-4-Methoxybutanoic Acid (PFMBA)	ND		ng/l	1.78	--	1
Perfluoro(2-Ethoxyethane)Sulfonic Acid (PFEESA)	ND		ng/l	1.78	--	1
Nonafluoro-3,6-Dioxaheptanoic Acid (NFDHA)	ND		ng/l	1.78	--	1

Surrogate (Extracted Internal Standard)	% Recovery	Qualifier	Acceptance Criteria
Perfluoro[13C4]Butanoic Acid (MPFBA)	107		58-132
Perfluoro[13C5]Pentanoic Acid (M5PFPEA)	78		62-163
Perfluoro[2,3,4-13C3]Butanesulfonic Acid (M3PFBS)	116		70-131
1H,1H,2H,2H-Perfluoro[1,2-13C2]Hexanesulfonic Acid (M2-4:2FTS)	**143**	Q	12-142
Perfluoro[1,2,3,4,6-13C5]Hexanoic Acid (M5PFHxA)	109		57-129
Perfluoro[1,2,3,4-13C4]Heptanoic Acid (M4PFHpA)	114		60-129
Perfluoro[1,2,3-13C3]Hexanesulfonic Acid (M3PFHxS)	102		71-134
Perfluoro[13C8]Octanoic Acid (M8PFOA)	102		62-129
1H,1H,2H,2H-Perfluoro[1,2-13C2]Octanesulfonic Acid (M2-6:2FTS)	111		14-147
Perfluoro[13C9]Nonanoic Acid (M9PFNA)	97		59-139
Perfluoro[13C8]Octanesulfonic Acid (M8PFOS)	103		69-131
Perfluoro[1,2,3,4,5,6-13C6]Decanoic Acid (M6PFDA)	94		62-124
1H,1H,2H,2H-Perfluoro[1,2-13C2]Decanesulfonic Acid (M2-8:2FTS)	101		10-162
N-Deuteriomethylperfluoro-1-octanesulfonamidoacetic Acid (d3-NMeFOSAA)	**129**	Q	24-116
Perfluoro[1,2,3,4,5,6,7-13C7]Undecanoic Acid (M7-PFUDA)	102		55-137
N-Deuterioethylperfluoro-1-octanesulfonamidoacetic Acid (d5-NEtFOSAA)	77		27-126
Perfluoro[1,2-13C2]Dodecanoic Acid (MPFDOA)	94		48-131
Perfluoro[1,2-13C2]Tetradecanoic Acid (M2PFTEDA)	95		22-136
2,3,3,3-Tetrafluoro-2-[1,1,2,2,3,3,3-Heptafluoropropoxy]-13C3-Propanoic Acid (M3HFPO-DA)	132		10-165
Perfluoro[13C2]Hexadecanoic Acid (M2PFHxDA)	122		10-206
1H,1H,2H,2H-Perfluorododecane Sulfonate (M2D4-10:2FTS)	117		50-150

Project Name: TROY MILLS LANDFILL SUPERFUND **Lab Number:** L2263820

Project Number: 04.0190987.33 **Report Date:** 12/21/22

SAMPLE RESULTS

Lab ID: L2263820-03
Client ID: TRY_MW-202P
Sample Location: TROY, NH

Date Collected: 11/07/22 14:30
Date Received: 11/14/22
Field Prep: Not Specified

Sample Depth:
Matrix: Water
Analytical Method: 134,LCMSMS-ID
Analytical Date: 12/21/22 00:14
Analyst: JW

Extraction Method: ALPHA 23528
Extraction Date: 11/20/22 13:00

Parameter	Result	Qualifier	Units	RL	MDL	Dilution Factor
Perfluorinated Alkyl Acids by Isotope Dilution - Mansfield Lab						
Perfluorooctanesulfonamide (FOSA)	ND		ng/l	1.78	--	1
N-Methyl Perfluorooctane Sulfonamide (NMeFOSA)	ND		ng/l	17.8	--	1
N-Ethyl Perfluorooctane Sulfonamide (NEtFOSA)	ND		ng/l	17.8	--	1
N-Methyl Perfluorooctanesulfonamido Ethanol (NMeFOSE)	ND		ng/l	44.4	--	1
N-Ethyl Perfluorooctanesulfonamido Ethanol (NEtFOSE)	ND		ng/l	44.4	--	1

Surrogate (Extracted Internal Standard)	% Recovery	Qualifier	Acceptance Criteria
Perfluoro[13C8]Octanesulfonamide (M8FOSA)	74		5-112
N-Methyl-d3-Perfluoro-1-Octanesulfonamide (d3-NMeFOSA)	80		10-161
N-Ethyl-d5-Perfluoro-1-Octanesulfonamide (d5-NEtFOSA)	86		10-160
2-(N-Methyl-d3-Perfluoro-1-Octanesulfonamido)ethan-d4-ol (d7-NMeFOSE)	86		10-189
2-(N-Ethyl-d5-Perfluoro-1-Octanesulfonamido)ethan-d4-ol (d9-NEtFOSE)	84		10-187

Project Name: TROY MILLS LANDFILL SUPERFUND **Lab Number:** L2263820

Project Number: 04.0190987.33 **Report Date:** 12/21/22

SAMPLE RESULTS

Lab ID: L2263820-04
Client ID: TRY_MW-602B
Sample Location: TROY, NH

Date Collected: 11/07/22 12:50
Date Received: 11/14/22
Field Prep: Not Specified

Sample Depth:
Matrix: Water
Analytical Method: 134,LCMSMS-ID
Analytical Date: 12/16/22 00:15
Analyst: SL

Extraction Method: ALPHA 23528
Extraction Date: 11/20/22 13:00

Parameter	Result	Qualifier	Units	RL	MDL	Dilution Factor
Perfluorinated Alkyl Acids by Isotope Dilution - Mansfield Lab						
Perfluorobutanoic Acid (PFBA)	27.1		ng/l	1.82	--	1
Perfluoropentanoic Acid (PFPeA)	54.0		ng/l	1.82	--	1
Perfluorobutanesulfonic Acid (PFBS)	8.66		ng/l	1.82	--	1
1H,1H,2H,2H-Perfluorohexanesulfonic Acid (4:2FTS)	ND		ng/l	1.82	--	1
Perfluorohexanoic Acid (PFHxA)	83.2		ng/l	1.82	--	1
Perfluoropentanesulfonic Acid (PFPeS)	ND		ng/l	1.82	--	1
Perfluoroheptanoic Acid (PFHpA)	100		ng/l	1.82	--	1
Perfluorohexanesulfonic Acid (PFHxS)	4.40		ng/l	1.82	--	1
Perfluorooctanoic Acid (PFOA)	166		ng/l	1.82	--	1
1H,1H,2H,2H-Perfluorooctanesulfonic Acid (6:2FTS)	ND		ng/l	1.82	--	1
Perfluoroheptanesulfonic Acid (PFHpS)	ND		ng/l	1.82	--	1
Perfluorononanoic Acid (PFNA)	15.5		ng/l	1.82	--	1
Perfluorooctanesulfonic Acid (PFOS)	4.11		ng/l	1.82	--	1
Perfluorodecanoic Acid (PFDA)	2.87		ng/l	1.82	--	1
1H,1H,2H,2H-Perfluorodecanesulfonic Acid (8:2FTS)	ND		ng/l	1.82	--	1
Perfluorononanesulfonic Acid (PFNS)	ND		ng/l	1.82	--	1
N-Methyl Perfluorooctanesulfonamidoacetic Acid (NMeFOSAA)	ND		ng/l	1.82	--	1
Perfluoroundecanoic Acid (PFUnA)	2.80		ng/l	1.82	--	1
Perfluorodecanesulfonic Acid (PFDS)	ND		ng/l	1.82	--	1
N-Ethyl Perfluorooctanesulfonamidoacetic Acid (NEtFOSAA)	ND		ng/l	1.82	--	1
Perfluorododecanoic Acid (PFDoA)	ND		ng/l	1.82	--	1
Perfluorotridecanoic Acid (PFTrDA)	ND		ng/l	1.82	--	1
Perfluorotetradecanoic Acid (PFTA)	ND		ng/l	1.82	--	1
2,3,3,3-Tetrafluoro-2-[1,1,2,2,3,3,3-Heptafluoropropoxy]-Propanoic Acid (HFPO-DA)	ND		ng/l	45.5	--	1
4,8-Dioxa-3h-Perfluorononanoic Acid (ADONA)	ND		ng/l	1.82	--	1
Perfluorohexadecanoic Acid (PFHxDA)	ND		ng/l	3.64	--	1
Perfluorooctadecanoic Acid (PFODA)	ND		ng/l	3.64	--	1

Project Name: TROY MILLS LANDFILL SUPERFUND **Lab Number:** L2263820

Project Number: 04.0190987.33 **Report Date:** 12/21/22

SAMPLE RESULTS

Lab ID: L2263820-04 Date Collected: 11/07/22 12:50

Client ID: TRY_MW-602B Date Received: 11/14/22

Sample Location: TROY, NH Field Prep: Not Specified

Sample Depth:

Parameter	Result	Qualifier	Units	RL	MDL	Dilution Factor
Perfluorinated Alkyl Acids by Isotope Dilution - Mansfield Lab						
Perfluorododecane Sulfonic Acid (PFDoDS)	ND		ng/l	1.82	--	1
1H,1H,2H,2H-Perfluorododecanesulfonic Acid (10:2FTS)	ND		ng/l	4.55	--	1
9-Chlorohexadecafluoro-3-Oxanone-1-Sulfonic Acid (9Cl-PF3ONS)	ND		ng/l	1.82	--	1
11-Chloroeicosafluoro-3-Oxaundecane-1-Sulfonic Acid (11Cl-PF3OUdS)	ND		ng/l	1.82	--	1
Perfluoro-3-Methoxypropanoic Acid (PFMPA)	ND		ng/l	1.82	--	1
Perfluoro-4-Methoxybutanoic Acid (PFMBA)	ND		ng/l	1.82	--	1
Perfluoro(2-Ethoxyethane)Sulfonic Acid (PFEESA)	ND		ng/l	1.82	--	1
Nonafluoro-3,6-Dioxaheptanoic Acid (NFDHA)	ND		ng/l	1.82	--	1

Surrogate (Extracted Internal Standard)	% Recovery	Qualifier	Acceptance Criteria
Perfluoro[13C4]Butanoic Acid (MPFBA)	112		58-132
Perfluoro[13C5]Pentanoic Acid (M5PFPEA)	86		62-163
Perfluoro[2,3,4-13C3]Butanesulfonic Acid (M3PFBS)	101		70-131
1H,1H,2H,2H-Perfluoro[1,2-13C2]Hexanesulfonic Acid (M2-4:2FTS)	**151**	Q	12-142
Perfluoro[1,2,3,4,6-13C5]Hexanoic Acid (M5PFHxA)	126		57-129
Perfluoro[1,2,3,4-13C4]Heptanoic Acid (M4PFHpA)	105		60-129
Perfluoro[1,2,3-13C3]Hexanesulfonic Acid (M3PFHxS)	105		71-134
Perfluoro[13C8]Octanoic Acid (M8PFOA)	98		62-129
1H,1H,2H,2H-Perfluoro[1,2-13C2]Octanesulfonic Acid (M2-6:2FTS)	130		14-147
Perfluoro[13C9]Nonanoic Acid (M9PFNA)	95		59-139
Perfluoro[13C8]Octanesulfonic Acid (M8PFOS)	104		69-131
Perfluoro[1,2,3,4,5,6-13C6]Decanoic Acid (M6PFDA)	98		62-124
1H,1H,2H,2H-Perfluoro[1,2-13C2]Decanesulfonic Acid (M2-8:2FTS)	110		10-162
N-Deuteriomethylperfluoro-1-octanesulfonamidoacetic Acid (d3-NMeFOSAA)	116		24-116
Perfluoro[1,2,3,4,5,6,7-13C7]Undecanoic Acid (M7-PFUDA)	98		55-137
N-Deuterioethylperfluoro-1-octanesulfonamidoacetic Acid (d5-NEtFOSAA)	86		27-126
Perfluoro[1,2-13C2]Dodecanoic Acid (MPFDOA)	91		48-131
Perfluoro[1,2-13C2]Tetradecanoic Acid (M2PFTEDA)	93		22-136
2,3,3,3-Tetrafluoro-2-[1,1,2,2,3,3,3-Heptafluoropropoxy]-13C3-Propanoic Acid (M3HFPO-DA)	116		10-165
Perfluoro[13C2]Hexadecanoic Acid (M2PFHxDA)	105		10-206
1H,1H,2H,2H-Perfluorododecane Sulfonate (M2D4-10:2FTS)	116		50-150

Project Name: TROY MILLS LANDFILL SUPERFUND **Lab Number:** L2263820

Project Number: 04.0190987.33 **Report Date:** 12/21/22

SAMPLE RESULTS

Lab ID: L2263820-04
Client ID: TRY_MW-602B
Sample Location: TROY, NH

Date Collected: 11/07/22 12:50
Date Received: 11/14/22
Field Prep: Not Specified

Sample Depth:
Matrix: Water
Analytical Method: 134,LCMSMS-ID
Analytical Date: 12/21/22 00:20
Analyst: JW

Extraction Method: ALPHA 23528
Extraction Date: 11/20/22 13:00

Parameter	Result	Qualifier	Units	RL	MDL	Dilution Factor
Perfluorinated Alkyl Acids by Isotope Dilution - Mansfield Lab						
Perfluorooctanesulfonamide (FOSA)	ND		ng/l	1.82	--	1
N-Methyl Perfluorooctane Sulfonamide (NMeFOSA)	ND		ng/l	18.2	--	1
N-Ethyl Perfluorooctane Sulfonamide (NEtFOSA)	ND		ng/l	18.2	--	1
N-Methyl Perfluorooctanesulfonamido Ethanol (NMeFOSE)	ND		ng/l	45.5	--	1
N-Ethyl Perfluorooctanesulfonamido Ethanol (NEtFOSE)	ND		ng/l	45.5	--	1

Surrogate (Extracted Internal Standard)	% Recovery	Qualifier	Acceptance Criteria
Perfluoro[13C8]Octanesulfonamide (M8FOSA)	74		5-112
N-Methyl-d3-Perfluoro-1-Octanesulfonamide (d3-NMeFOSA)	73		10-161
N-Ethyl-d5-Perfluoro-1-Octanesulfonamide (d5-NEtFOSA)	74		10-160
2-(N-Methyl-d3-Perfluoro-1-Octanesulfonamido)ethan-d4-ol (d7-NMeFOSE)	79		10-189
2-(N-Ethyl-d5-Perfluoro-1-Octanesulfonamido)ethan-d4-ol (d9-NEtFOSE)	82		10-187

Project Name: TROY MILLS LANDFILL SUPERFUND **Lab Number:** L2263820

Project Number: 04.0190987.33 **Report Date:** 12/21/22

SAMPLE RESULTS

Lab ID: L2263820-05
Client ID: TRY_MW-501X
Sample Location: TROY, NH

Date Collected: 11/08/22 13:45
Date Received: 11/14/22
Field Prep: Not Specified

Sample Depth:
Matrix: Water
Analytical Method: 134,LCMSMS-ID
Analytical Date: 12/16/22 00:31
Analyst: SL

Extraction Method: ALPHA 23528
Extraction Date: 11/20/22 13:00

Parameter	Result	Qualifier	Units	RL	MDL	Dilution Factor
Perfluorinated Alkyl Acids by Isotope Dilution - Mansfield Lab						
Perfluorobutanoic Acid (PFBA)	52.2		ng/l	1.83	--	1
Perfluoropentanoic Acid (PFPeA)	91.9		ng/l	1.83	--	1
Perfluorobutanesulfonic Acid (PFBS)	8.92		ng/l	1.83	--	1
1H,1H,2H,2H-Perfluorohexanesulfonic Acid (4:2FTS)	ND		ng/l	1.83	--	1
Perfluorohexanoic Acid (PFHxA)	90.8		ng/l	1.83	--	1
Perfluoropentanesulfonic Acid (PFPeS)	ND		ng/l	1.83	--	1
Perfluoroheptanoic Acid (PFHpA)	120		ng/l	1.83	--	1
Perfluorohexanesulfonic Acid (PFHxS)	5.77		ng/l	1.83	--	1
Perfluorooctanoic Acid (PFOA)	157		ng/l	1.83	--	1
1H,1H,2H,2H-Perfluorooctanesulfonic Acid (6:2FTS)	ND		ng/l	1.83	--	1
Perfluoroheptanesulfonic Acid (PFHpS)	ND		ng/l	1.83	--	1
Perfluorononanoic Acid (PFNA)	7.97		ng/l	1.83	--	1
Perfluorooctanesulfonic Acid (PFOS)	14.1	F	ng/l	1.83	--	1
Perfluorodecanoic Acid (PFDA)	ND		ng/l	1.83	--	1
1H,1H,2H,2H-Perfluorodecanesulfonic Acid (8:2FTS)	ND		ng/l	1.83	--	1
Perfluorononanesulfonic Acid (PFNS)	ND		ng/l	1.83	--	1
N-Methyl Perfluorooctanesulfonamidoacetic Acid (NMeFOSAA)	ND		ng/l	1.83	--	1
Perfluoroundecanoic Acid (PFUnA)	2.19		ng/l	1.83	--	1
Perfluorodecanesulfonic Acid (PFDS)	ND		ng/l	1.83	--	1
N-Ethyl Perfluorooctanesulfonamidoacetic Acid (NEtFOSAA)	ND		ng/l	1.83	--	1
Perfluorododecanoic Acid (PFDoA)	ND		ng/l	1.83	--	1
Perfluorotridecanoic Acid (PFTrDA)	ND		ng/l	1.83	--	1
Perfluorotetradecanoic Acid (PFTA)	ND		ng/l	1.83	--	1
2,3,3,3-Tetrafluoro-2-[1,1,2,2,3,3,3-Heptafluoropropoxy]-Propanoic Acid (HFPO-DA)	ND		ng/l	45.7	--	1
4,8-Dioxa-3h-Perfluorononanoic Acid (ADONA)	ND		ng/l	1.83	--	1
Perfluorohexadecanoic Acid (PFHxDA)	ND		ng/l	3.65	--	1
Perfluorooctadecanoic Acid (PFODA)	ND		ng/l	3.65	--	1

Project Name: TROY MILLS LANDFILL SUPERFUND **Lab Number:** L2263820

Project Number: 04.0190987.33 **Report Date:** 12/21/22

SAMPLE RESULTS

Lab ID: L2263820-05 Date Collected: 11/08/22 13:45

Client ID: TRY_MW-501X Date Received: 11/14/22

Sample Location: TROY, NH Field Prep: Not Specified

Sample Depth:

Parameter	Result	Qualifier	Units	RL	MDL	Dilution Factor
Perfluorinated Alkyl Acids by Isotope Dilution - Mansfield Lab						
Perfluorododecane Sulfonic Acid (PFDoDS)	ND		ng/l	1.83	--	1
1H,1H,2H,2H-Perfluorododecanesulfonic Acid (10:2FTS)	ND		ng/l	4.57	--	1
9-Chlorohexadecafluoro-3-Oxanone-1-Sulfonic Acid (9Cl-PF3ONS)	ND		ng/l	1.83	--	1
11-Chloroeicosafluoro-3-Oxaundecane-1-Sulfonic Acid (11Cl-PF3OUdS)	ND		ng/l	1.83	--	1
Perfluoro-3-Methoxypropanoic Acid (PFMPA)	ND		ng/l	1.83	--	1
Perfluoro-4-Methoxybutanoic Acid (PFMBA)	ND		ng/l	1.83	--	1
Perfluoro(2-Ethoxyethane)Sulfonic Acid (PFEESA)	ND		ng/l	1.83	--	1
Nonafluoro-3,6-Dioxaheptanoic Acid (NFDHA)	ND		ng/l	1.83	--	1

Surrogate (Extracted Internal Standard)	% Recovery	Qualifier	Acceptance Criteria
Perfluoro[13C4]Butanoic Acid (MPFBA)	109		58-132
Perfluoro[13C5]Pentanoic Acid (M5PFPEA)	90		62-163
Perfluoro[2,3,4-13C3]Butanesulfonic Acid (M3PFBS)	110		70-131
1H,1H,2H,2H-Perfluoro[1,2-13C2]Hexanesulfonic Acid (M2-4:2FTS)	**163**	Q	12-142
Perfluoro[1,2,3,4,6-13C5]Hexanoic Acid (M5PFHxA)	**137**	Q	57-129
Perfluoro[1,2,3,4-13C4]Heptanoic Acid (M4PFHpA)	90		60-129
Perfluoro[1,2,3-13C3]Hexanesulfonic Acid (M3PFHxS)	100		71-134
Perfluoro[13C8]Octanoic Acid (M8PFOA)	93		62-129
1H,1H,2H,2H-Perfluoro[1,2-13C2]Octanesulfonic Acid (M2-6:2FTS)	140		14-147
Perfluoro[13C9]Nonanoic Acid (M9PFNA)	100		59-139
Perfluoro[13C8]Octanesulfonic Acid (M8PFOS)	109		69-131
Perfluoro[1,2,3,4,5,6-13C6]Decanoic Acid (M6PFDA)	105		62-124
1H,1H,2H,2H-Perfluoro[1,2-13C2]Decanesulfonic Acid (M2-8:2FTS)	107		10-162
N-Deuteriomethylperfluoro-1-octanesulfonamidoacetic Acid (d3-NMeFOSAA)	116		24-116
Perfluoro[1,2,3,4,5,6,7-13C7]Undecanoic Acid (M7-PFUDA)	102		55-137
N-Deuterioethylperfluoro-1-octanesulfonamidoacetic Acid (d5-NEtFOSAA)	97		27-126
Perfluoro[1,2-13C2]Dodecanoic Acid (MPFDOA)	78		48-131
Perfluoro[1,2-13C2]Tetradecanoic Acid (M2PFTEDA)	94		22-136
2,3,3,3-Tetrafluoro-2-[1,1,2,2,3,3,3-Heptafluoropropoxy]-13C3-Propanoic Acid (M3HFPO-DA)	99		10-165
Perfluoro[13C2]Hexadecanoic Acid (M2PFHxDA)	99		10-206
1H,1H,2H,2H-Perfluorododecane Sulfonate (M2D4-10:2FTS)	113		50-150

Project Name: TROY MILLS LANDFILL SUPERFUND **Lab Number:** L2263820

Project Number: 04.0190987.33 **Report Date:** 12/21/22

SAMPLE RESULTS

Lab ID: L2263820-05
Client ID: TRY_MW-501X
Sample Location: TROY, NH

Date Collected: 11/08/22 13:45
Date Received: 11/14/22
Field Prep: Not Specified

Sample Depth:
Matrix: Water
Analytical Method: 134,LCMSMS-ID
Analytical Date: 12/21/22 00:26
Analyst: JW

Extraction Method: ALPHA 23528
Extraction Date: 11/20/22 13:00

Parameter	Result	Qualifier	Units	RL	MDL	Dilution Factor
Perfluorinated Alkyl Acids by Isotope Dilution - Mansfield Lab						
Perfluorooctanesulfonamide (FOSA)	ND		ng/l	1.83	--	1
N-Methyl Perfluorooctane Sulfonamide (NMeFOSA)	ND		ng/l	18.3	--	1
N-Ethyl Perfluorooctane Sulfonamide (NEtFOSA)	ND		ng/l	18.3	--	1
N-Methyl Perfluorooctanesulfonamido Ethanol (NMeFOSE)	ND		ng/l	45.7	--	1
N-Ethyl Perfluorooctanesulfonamido Ethanol (NEtFOSE)	ND		ng/l	45.7	--	1

Surrogate (Extracted Internal Standard)	% Recovery	Qualifier	Acceptance Criteria
Perfluoro[13C8]Octanesulfonamide (M8FOSA)	67		5-112
N-Methyl-d3-Perfluoro-1-Octanesulfonamide (d3-NMeFOSA)	62		10-161
N-Ethyl-d5-Perfluoro-1-Octanesulfonamide (d5-NEtFOSA)	62		10-160
2-(N-Methyl-d3-Perfluoro-1-Octanesulfonamido)ethan-d4-ol (d7-NMeFOSE)	70		10-189
2-(N-Ethyl-d5-Perfluoro-1-Octanesulfonamido)ethan-d4-ol (d9-NEtFOSE)	70		10-187

Project Name: TROY MILLS LANDFILL SUPERFUND **Lab Number:** L2263820

Project Number: 04.0190987.33 **Report Date:** 12/21/22

SAMPLE RESULTS

Lab ID: L2263820-06
Client ID: TRY_MW-501D
Sample Location: TROY, NH

Date Collected: 11/08/22 11:50
Date Received: 11/14/22
Field Prep: Not Specified

Sample Depth:
Matrix: Water
Analytical Method: 134,LCMSMS-ID
Analytical Date: 12/16/22 00:48
Analyst: SL

Extraction Method: ALPHA 23528
Extraction Date: 11/20/22 13:00

Parameter	Result	Qualifier	Units	RL	MDL	Dilution Factor
Perfluorinated Alkyl Acids by Isotope Dilution - Mansfield Lab						
Perfluorobutanoic Acid (PFBA)	ND		ng/l	1.84	--	1
Perfluoropentanoic Acid (PFPeA)	1.88		ng/l	1.84	--	1
Perfluorobutanesulfonic Acid (PFBS)	ND		ng/l	1.84	--	1
1H,1H,2H,2H-Perfluorohexanesulfonic Acid (4:2FTS)	ND		ng/l	1.84	--	1
Perfluorohexanoic Acid (PFHxA)	ND		ng/l	1.84	--	1
Perfluoropentanesulfonic Acid (PFPeS)	ND		ng/l	1.84	--	1
Perfluoroheptanoic Acid (PFHpA)	ND		ng/l	1.84	--	1
Perfluorohexanesulfonic Acid (PFHxS)	ND		ng/l	1.84	--	1
Perfluorooctanoic Acid (PFOA)	ND		ng/l	1.84	--	1
1H,1H,2H,2H-Perfluorooctanesulfonic Acid (6:2FTS)	ND		ng/l	1.84	--	1
Perfluoroheptanesulfonic Acid (PFHpS)	ND		ng/l	1.84	--	1
Perfluorononanoic Acid (PFNA)	ND		ng/l	1.84	--	1
Perfluorooctanesulfonic Acid (PFOS)	ND		ng/l	1.84	--	1
Perfluorodecanoic Acid (PFDA)	ND		ng/l	1.84	--	1
1H,1H,2H,2H-Perfluorodecanesulfonic Acid (8:2FTS)	ND		ng/l	1.84	--	1
Perfluorononanesulfonic Acid (PFNS)	ND		ng/l	1.84	--	1
N-Methyl Perfluorooctanesulfonamidoacetic Acid (NMeFOSAA)	ND		ng/l	1.84	--	1
Perfluoroundecanoic Acid (PFUnA)	ND		ng/l	1.84	--	1
Perfluorodecanesulfonic Acid (PFDS)	ND		ng/l	1.84	--	1
N-Ethyl Perfluorooctanesulfonamidoacetic Acid (NEtFOSAA)	ND		ng/l	1.84	--	1
Perfluorododecanoic Acid (PFDoA)	ND		ng/l	1.84	--	1
Perfluorotridecanoic Acid (PFTrDA)	ND		ng/l	1.84	--	1
Perfluorotetradecanoic Acid (PFTA)	ND		ng/l	1.84	--	1
2,3,3,3-Tetrafluoro-2-[1,1,2,2,3,3,3-Heptafluoropropoxy]-Propanoic Acid (HFPO-DA)	ND		ng/l	46.1	--	1
4,8-Dioxa-3h-Perfluorononanoic Acid (ADONA)	ND		ng/l	1.84	--	1
Perfluorohexadecanoic Acid (PFHxDA)	ND		ng/l	3.68	--	1
Perfluorooctadecanoic Acid (PFODA)	ND		ng/l	3.68	--	1

Project Name: TROY MILLS LANDFILL SUPERFUND **Lab Number:** L2263820

Project Number: 04.0190987.33 **Report Date:** 12/21/22

SAMPLE RESULTS

Lab ID: L2263820-06 Date Collected: 11/08/22 11:50

Client ID: TRY_MW-501D Date Received: 11/14/22

Sample Location: TROY, NH Field Prep: Not Specified

Sample Depth:

Parameter	Result	Qualifier	Units	RL	MDL	Dilution Factor
Perfluorinated Alkyl Acids by Isotope Dilution - Mansfield Lab						
Perfluorododecane Sulfonic Acid (PFDoDS)	ND		ng/l	1.84	--	1
1H,1H,2H,2H-Perfluorododecanesulfonic Acid (10:2FTS)	ND		ng/l	4.61	--	1
9-Chlorohexadecafluoro-3-Oxanone-1-Sulfonic Acid (9Cl-PF3ONS)	ND		ng/l	1.84	--	1
11-Chloroeicosafluoro-3-Oxaundecane-1-Sulfonic Acid (11Cl-PF3OUdS)	ND		ng/l	1.84	--	1
Perfluoro-3-Methoxypropanoic Acid (PFMPA)	ND		ng/l	1.84	--	1
Perfluoro-4-Methoxybutanoic Acid (PFMBA)	ND		ng/l	1.84	--	1
Perfluoro(2-Ethoxyethane)Sulfonic Acid (PFEESA)	ND		ng/l	1.84	--	1
Nonafluoro-3,6-Dioxaheptanoic Acid (NFDHA)	ND		ng/l	1.84	--	1

Surrogate (Extracted Internal Standard)	% Recovery	Qualifier	Acceptance Criteria
Perfluoro[13C4]Butanoic Acid (MPFBA)	106		58-132
Perfluoro[13C5]Pentanoic Acid (M5PFPEA)	90		62-163
Perfluoro[2,3,4-13C3]Butanesulfonic Acid (M3PFBS)	110		70-131
1H,1H,2H,2H-Perfluoro[1,2-13C2]Hexanesulfonic Acid (M2-4:2FTS)	122		12-142
Perfluoro[1,2,3,4,6-13C5]Hexanoic Acid (M5PFHxA)	126		57-129
Perfluoro[1,2,3,4-13C4]Heptanoic Acid (M4PFHpA)	115		60-129
Perfluoro[1,2,3-13C3]Hexanesulfonic Acid (M3PFHxS)	93		71-134
Perfluoro[13C8]Octanoic Acid (M8PFOA)	103		62-129
1H,1H,2H,2H-Perfluoro[1,2-13C2]Octanesulfonic Acid (M2-6:2FTS)	102		14-147
Perfluoro[13C9]Nonanoic Acid (M9PFNA)	98		59-139
Perfluoro[13C8]Octanesulfonic Acid (M8PFOS)	98		69-131
Perfluoro[1,2,3,4,5,6-13C6]Decanoic Acid (M6PFDA)	105		62-124
1H,1H,2H,2H-Perfluoro[1,2-13C2]Decanesulfonic Acid (M2-8:2FTS)	102		10-162
N-Deuteriomethylperfluoro-1-octanesulfonamidoacetic Acid (d3-NMeFOSAA)	112		24-116
Perfluoro[1,2,3,4,5,6,7-13C7]Undecanoic Acid (M7-PFUDA)	104		55-137
N-Deuterioethylperfluoro-1-octanesulfonamidoacetic Acid (d5-NEtFOSAA)	88		27-126
Perfluoro[1,2-13C2]Dodecanoic Acid (MPFDOA)	101		48-131
Perfluoro[1,2-13C2]Tetradecanoic Acid (M2PFTEDA)	95		22-136
2,3,3,3-Tetrafluoro-2-[1,1,2,2,3,3,3-Heptafluoropropoxy]-13C3-Propanoic Acid (M3HFPO-DA)	129		10-165
Perfluoro[13C2]Hexadecanoic Acid (M2PFHxDA)	116		10-206
1H,1H,2H,2H-Perfluorododecane Sulfonate (M2D4-10:2FTS)	121		50-150

Project Name: TROY MILLS LANDFILL SUPERFUND **Lab Number:** L2263820

Project Number: 04.0190987.33 **Report Date:** 12/21/22

SAMPLE RESULTS

Lab ID: L2263820-06
Client ID: TRY_MW-501D
Sample Location: TROY, NH

Date Collected: 11/08/22 11:50
Date Received: 11/14/22
Field Prep: Not Specified

Sample Depth:
Matrix: Water
Analytical Method: 134,LCMSMS-ID
Analytical Date: 12/21/22 00:32
Analyst: JW

Extraction Method: ALPHA 23528
Extraction Date: 11/20/22 13:00

Parameter	Result	Qualifier	Units	RL	MDL	Dilution Factor
Perfluorinated Alkyl Acids by Isotope Dilution - Mansfield Lab						
Perfluorooctanesulfonamide (FOSA)	ND		ng/l	1.84	--	1
N-Methyl Perfluorooctane Sulfonamide (NMeFOSA)	ND		ng/l	18.4	--	1
N-Ethyl Perfluorooctane Sulfonamide (NEtFOSA)	ND		ng/l	18.4	--	1
N-Methyl Perfluorooctanesulfonamido Ethanol (NMeFOSE)	ND		ng/l	46.1	--	1
N-Ethyl Perfluorooctanesulfonamido Ethanol (NEtFOSE)	ND		ng/l	46.1	--	1

Surrogate (Extracted Internal Standard)	% Recovery	Qualifier	Acceptance Criteria
Perfluoro[13C8]Octanesulfonamide (M8FOSA)	77		5-112
N-Methyl-d3-Perfluoro-1-Octanesulfonamide (d3-NMeFOSA)	67		10-161
N-Ethyl-d5-Perfluoro-1-Octanesulfonamide (d5-NEtFOSA)	73		10-160
2-(N-Methyl-d3-Perfluoro-1-Octanesulfonamido)ethan-d4-ol (d7-NMeFOSE)	84		10-189
2-(N-Ethyl-d5-Perfluoro-1-Octanesulfonamido)ethan-d4-ol (d9-NEtFOSE)	85		10-187

Project Name: TROY MILLS LANDFILL SUPERFUND **Lab Number:** L2263820

Project Number: 04.0190987.33 **Report Date:** 12/21/22

SAMPLE RESULTS

Lab ID: L2263820-07
Client ID: TRY_MW-601S
Sample Location: TROY, NH

Date Collected: 11/08/22 14:00
Date Received: 11/14/22
Field Prep: Not Specified

Sample Depth:
Matrix: Water
Analytical Method: 134,LCMSMS-ID
Analytical Date: 12/16/22 01:04
Analyst: SL

Extraction Method: ALPHA 23528
Extraction Date: 11/20/22 13:00

Parameter	Result	Qualifier	Units	RL	MDL	Dilution Factor
Perfluorinated Alkyl Acids by Isotope Dilution - Mansfield Lab						
Perfluorobutanoic Acid (PFBA)	55.6		ng/l	1.81	--	1
Perfluoropentanoic Acid (PFPeA)	104		ng/l	1.81	--	1
Perfluorobutanesulfonic Acid (PFBS)	12.3		ng/l	1.81	--	1
1H,1H,2H,2H-Perfluorohexanesulfonic Acid (4:2FTS)	ND		ng/l	1.81	--	1
Perfluorohexanoic Acid (PFHxA)	132		ng/l	1.81	--	1
Perfluoropentanesulfonic Acid (PFPeS)	2.02		ng/l	1.81	--	1
Perfluoroheptanoic Acid (PFHpA)	188		ng/l	1.81	--	1
Perfluorohexanesulfonic Acid (PFHxS)	9.86		ng/l	1.81	--	1
Perfluorooctanoic Acid (PFOA)	280		ng/l	1.81	--	1
1H,1H,2H,2H-Perfluorooctanesulfonic Acid (6:2FTS)	ND		ng/l	1.81	--	1
Perfluoroheptanesulfonic Acid (PFHpS)	3.97		ng/l	1.81	--	1
Perfluorononanoic Acid (PFNA)	141		ng/l	1.81	--	1
Perfluorooctanesulfonic Acid (PFOS)	17.7	F	ng/l	1.81	--	1
Perfluorodecanoic Acid (PFDA)	3.72		ng/l	1.81	--	1
1H,1H,2H,2H-Perfluorodecanesulfonic Acid (8:2FTS)	ND		ng/l	1.81	--	1
Perfluorononanesulfonic Acid (PFNS)	ND		ng/l	1.81	--	1
N-Methyl Perfluorooctanesulfonamidoacetic Acid (NMeFOSAA)	ND		ng/l	1.81	--	1
Perfluoroundecanoic Acid (PFUnA)	1.84		ng/l	1.81	--	1
Perfluorodecanesulfonic Acid (PFDS)	ND		ng/l	1.81	--	1
N-Ethyl Perfluorooctanesulfonamidoacetic Acid (NEtFOSAA)	ND		ng/l	1.81	--	1
Perfluorododecanoic Acid (PFDoA)	ND		ng/l	1.81	--	1
Perfluorotridecanoic Acid (PFTrDA)	ND		ng/l	1.81	--	1
Perfluorotetradecanoic Acid (PFTA)	ND		ng/l	1.81	--	1
2,3,3,3-Tetrafluoro-2-[1,1,2,2,3,3,3-Heptafluoropropoxy]-Propanoic Acid (HFPO-DA)	ND		ng/l	45.2	--	1
4,8-Dioxa-3h-Perfluorononanoic Acid (ADONA)	ND		ng/l	1.81	--	1
Perfluorohexadecanoic Acid (PFHxDA)	ND		ng/l	3.61	--	1
Perfluorooctadecanoic Acid (PFODA)	ND		ng/l	3.61	--	1

Project Name: TROY MILLS LANDFILL SUPERFUND **Lab Number:** L2263820

Project Number: 04.0190987.33 **Report Date:** 12/21/22

SAMPLE RESULTS

Lab ID: L2263820-07 Date Collected: 11/08/22 14:00

Client ID: TRY_MW-601S Date Received: 11/14/22

Sample Location: TROY, NH Field Prep: Not Specified

Sample Depth:

Parameter	Result	Qualifier	Units	RL	MDL	Dilution Factor
Perfluorinated Alkyl Acids by Isotope Dilution - Mansfield Lab						
Perfluorododecane Sulfonic Acid (PFDoDS)	ND		ng/l	1.81	--	1
1H,1H,2H,2H-Perfluorododecanesulfonic Acid (10:2FTS)	ND		ng/l	4.52	--	1
9-Chlorohexadecafluoro-3-Oxanone-1-Sulfonic Acid (9Cl-PF3ONS)	ND		ng/l	1.81	--	1
11-Chloroeicosafluoro-3-Oxaundecane-1-Sulfonic Acid (11Cl-PF3OUdS)	ND		ng/l	1.81	--	1
Perfluoro-3-Methoxypropanoic Acid (PFMPA)	ND		ng/l	1.81	--	1
Perfluoro-4-Methoxybutanoic Acid (PFMBA)	ND		ng/l	1.81	--	1
Perfluoro(2-Ethoxyethane)Sulfonic Acid (PFEESA)	ND		ng/l	1.81	--	1
Nonafluoro-3,6-Dioxaheptanoic Acid (NFDHA)	ND		ng/l	1.81	--	1

Surrogate (Extracted Internal Standard)	% Recovery	Qualifier	Acceptance Criteria
Perfluoro[13C4]Butanoic Acid (MPFBA)	109		58-132
Perfluoro[13C5]Pentanoic Acid (M5PFPEA)	83		62-163
Perfluoro[2,3,4-13C3]Butanesulfonic Acid (M3PFBS)	98		70-131
1H,1H,2H,2H-Perfluoro[1,2-13C2]Hexanesulfonic Acid (M2-4:2FTS)	**157**	Q	12-142
Perfluoro[1,2,3,4,6-13C5]Hexanoic Acid (M5PFHxA)	124		57-129
Perfluoro[1,2,3,4-13C4]Heptanoic Acid (M4PFHpA)	99		60-129
Perfluoro[1,2,3-13C3]Hexanesulfonic Acid (M3PFHxS)	101		71-134
Perfluoro[13C8]Octanoic Acid (M8PFOA)	93		62-129
1H,1H,2H,2H-Perfluoro[1,2-13C2]Octanesulfonic Acid (M2-6:2FTS)	131		14-147
Perfluoro[13C9]Nonanoic Acid (M9PFNA)	92		59-139
Perfluoro[13C8]Octanesulfonic Acid (M8PFOS)	104		69-131
Perfluoro[1,2,3,4,5,6-13C6]Decanoic Acid (M6PFDA)	95		62-124
1H,1H,2H,2H-Perfluoro[1,2-13C2]Decanesulfonic Acid (M2-8:2FTS)	105		10-162
N-Deuteriomethylperfluoro-1-octanesulfonamidoacetic Acid (d3-NMeFOSAA)	**120**	Q	24-116
Perfluoro[1,2,3,4,5,6,7-13C7]Undecanoic Acid (M7-PFUDA)	103		55-137
N-Deuterioethylperfluoro-1-octanesulfonamidoacetic Acid (d5-NEtFOSAA)	86		27-126
Perfluoro[1,2-13C2]Dodecanoic Acid (MPFDOA)	80		48-131
Perfluoro[1,2-13C2]Tetradecanoic Acid (M2PFTEDA)	74		22-136
2,3,3,3-Tetrafluoro-2-[1,1,2,2,3,3,3-Heptafluoropropoxy]-13C3-Propanoic Acid (M3HFPO-DA)	123		10-165
Perfluoro[13C2]Hexadecanoic Acid (M2PFHxDA)	92		10-206
1H,1H,2H,2H-Perfluorododecane Sulfonate (M2D4-10:2FTS)	112		50-150

Project Name: TROY MILLS LANDFILL SUPERFUND **Lab Number:** L2263820

Project Number: 04.0190987.33 **Report Date:** 12/21/22

SAMPLE RESULTS

Lab ID: L2263820-07
Client ID: TRY_MW-601S
Sample Location: TROY, NH

Date Collected: 11/08/22 14:00
Date Received: 11/14/22
Field Prep: Not Specified

Sample Depth:
Matrix: Water
Analytical Method: 134,LCMSMS-ID
Analytical Date: 12/21/22 00:38
Analyst: JW

Extraction Method: ALPHA 23528
Extraction Date: 11/20/22 13:00

Parameter	Result	Qualifier	Units	RL	MDL	Dilution Factor
Perfluorinated Alkyl Acids by Isotope Dilution - Mansfield Lab						
Perfluorooctanesulfonamide (FOSA)	ND		ng/l	1.81	--	1
N-Methyl Perfluorooctane Sulfonamide (NMeFOSA)	ND		ng/l	18.1	--	1
N-Ethyl Perfluorooctane Sulfonamide (NEtFOSA)	ND		ng/l	18.1	--	1
N-Methyl Perfluorooctanesulfonamido Ethanol (NMeFOSE)	ND		ng/l	45.2	--	1
N-Ethyl Perfluorooctanesulfonamido Ethanol (NEtFOSE)	ND		ng/l	45.2	--	1

Surrogate (Extracted Internal Standard)	% Recovery	Qualifier	Acceptance Criteria
Perfluoro[13C8]Octanesulfonamide (M8FOSA)	71		5-112
N-Methyl-d3-Perfluoro-1-Octanesulfonamide (d3-NMeFOSA)	65		10-161
N-Ethyl-d5-Perfluoro-1-Octanesulfonamide (d5-NEtFOSA)	68		10-160
2-(N-Methyl-d3-Perfluoro-1-Octanesulfonamido)ethan-d4-ol (d7-NMeFOSE)	74		10-189
2-(N-Ethyl-d5-Perfluoro-1-Octanesulfonamido)ethan-d4-ol (d9-NEtFOSE)	67		10-187

Project Name: TROY MILLS LANDFILL SUPERFUND **Lab Number:** L2263820

Project Number: 04.0190987.33 **Report Date:** 12/21/22

SAMPLE RESULTS

Lab ID: L2263820-08
Client ID: TRY_MW-601D
Sample Location: TROY, NH

Date Collected: 11/08/22 12:00
Date Received: 11/14/22
Field Prep: Not Specified

Sample Depth:
Matrix: Water
Analytical Method: 134,LCMSMS-ID
Analytical Date: 12/16/22 01:20
Analyst: SL

Extraction Method: ALPHA 23528
Extraction Date: 11/20/22 13:00

Parameter	Result	Qualifier	Units	RL	MDL	Dilution Factor
Perfluorinated Alkyl Acids by Isotope Dilution - Mansfield Lab						
Perfluorobutanoic Acid (PFBA)	9.18		ng/l	1.81	--	1
Perfluoropentanoic Acid (PFPeA)	23.6		ng/l	1.81	--	1
Perfluorobutanesulfonic Acid (PFBS)	ND		ng/l	1.81	--	1
1H,1H,2H,2H-Perfluorohexanesulfonic Acid (4:2FTS)	ND		ng/l	1.81	--	1
Perfluorohexanoic Acid (PFHxA)	23.3		ng/l	1.81	--	1
Perfluoropentanesulfonic Acid (PFPeS)	ND		ng/l	1.81	--	1
Perfluoroheptanoic Acid (PFHpA)	7.66		ng/l	1.81	--	1
Perfluorohexanesulfonic Acid (PFHxS)	ND		ng/l	1.81	--	1
Perfluorooctanoic Acid (PFOA)	3.72		ng/l	1.81	--	1
1H,1H,2H,2H-Perfluorooctanesulfonic Acid (6:2FTS)	ND		ng/l	1.81	--	1
Perfluoroheptanesulfonic Acid (PFHpS)	ND		ng/l	1.81	--	1
Perfluorononanoic Acid (PFNA)	ND		ng/l	1.81	--	1
Perfluorooctanesulfonic Acid (PFOS)	ND		ng/l	1.81	--	1
Perfluorodecanoic Acid (PFDA)	2.31		ng/l	1.81	--	1
1H,1H,2H,2H-Perfluorodecanesulfonic Acid (8:2FTS)	ND		ng/l	1.81	--	1
Perfluorononanesulfonic Acid (PFNS)	ND		ng/l	1.81	--	1
N-Methyl Perfluorooctanesulfonamidoacetic Acid (NMeFOSAA)	ND		ng/l	1.81	--	1
Perfluoroundecanoic Acid (PFUnA)	ND		ng/l	1.81	--	1
Perfluorodecanesulfonic Acid (PFDS)	ND		ng/l	1.81	--	1
N-Ethyl Perfluorooctanesulfonamidoacetic Acid (NEtFOSAA)	ND		ng/l	1.81	--	1
Perfluorododecanoic Acid (PFDoA)	ND		ng/l	1.81	--	1
Perfluorotridecanoic Acid (PFTrDA)	ND		ng/l	1.81	--	1
Perfluorotetradecanoic Acid (PFTA)	ND		ng/l	1.81	--	1
2,3,3,3-Tetrafluoro-2-[1,1,2,2,3,3,3-Heptafluoropropoxy]-Propanoic Acid (HFPO-DA)	ND		ng/l	45.2	--	1
4,8-Dioxa-3h-Perfluorononanoic Acid (ADONA)	ND		ng/l	1.81	--	1
Perfluorohexadecanoic Acid (PFHxDA)	ND		ng/l	3.62	--	1
Perfluorooctadecanoic Acid (PFODA)	ND		ng/l	3.62	--	1

Project Name: TROY MILLS LANDFILL SUPERFUND **Lab Number:** L2263820

Project Number: 04.0190987.33 **Report Date:** 12/21/22

SAMPLE RESULTS

Lab ID: L2263820-08 Date Collected: 11/08/22 12:00

Client ID: TRY_MW-601D Date Received: 11/14/22

Sample Location: TROY, NH Field Prep: Not Specified

Sample Depth:

Parameter	Result	Qualifier	Units	RL	MDL	Dilution Factor
Perfluorinated Alkyl Acids by Isotope Dilution - Mansfield Lab						
Perfluorododecane Sulfonic Acid (PFDoDS)	ND		ng/l	1.81	--	1
1H,1H,2H,2H-Perfluorododecanesulfonic Acid (10:2FTS)	ND		ng/l	4.52	--	1
9-Chlorohexadecafluoro-3-Oxanone-1-Sulfonic Acid (9Cl-PF3ONS)	ND		ng/l	1.81	--	1
11-Chloroeicosafluoro-3-Oxaundecane-1-Sulfonic Acid (11Cl-PF3OUdS)	ND		ng/l	1.81	--	1
Perfluoro-3-Methoxypropanoic Acid (PFMPA)	ND		ng/l	1.81	--	1
Perfluoro-4-Methoxybutanoic Acid (PFMBA)	ND		ng/l	1.81	--	1
Perfluoro(2-Ethoxyethane)Sulfonic Acid (PFEESA)	ND		ng/l	1.81	--	1
Nonafluoro-3,6-Dioxaheptanoic Acid (NFDHA)	ND		ng/l	1.81	--	1

Surrogate (Extracted Internal Standard)	% Recovery	Qualifier	Acceptance Criteria
Perfluoro[13C4]Butanoic Acid (MPFBA)	105		58-132
Perfluoro[13C5]Pentanoic Acid (M5PFPEA)	81		62-163
Perfluoro[2,3,4-13C3]Butanesulfonic Acid (M3PFBS)	103		70-131
1H,1H,2H,2H-Perfluoro[1,2-13C2]Hexanesulfonic Acid (M2-4:2FTS)	127		12-142
Perfluoro[1,2,3,4,6-13C5]Hexanoic Acid (M5PFHxA)	111		57-129
Perfluoro[1,2,3,4-13C4]Heptanoic Acid (M4PFHpA)	113		60-129
Perfluoro[1,2,3-13C3]Hexanesulfonic Acid (M3PFHxS)	99		71-134
Perfluoro[13C8]Octanoic Acid (M8PFOA)	104		62-129
1H,1H,2H,2H-Perfluoro[1,2-13C2]Octanesulfonic Acid (M2-6:2FTS)	109		14-147
Perfluoro[13C9]Nonanoic Acid (M9PFNA)	94		59-139
Perfluoro[13C8]Octanesulfonic Acid (M8PFOS)	98		69-131
Perfluoro[1,2,3,4,5,6-13C6]Decanoic Acid (M6PFDA)	95		62-124
1H,1H,2H,2H-Perfluoro[1,2-13C2]Decanesulfonic Acid (M2-8:2FTS)	103		10-162
N-Deuteriomethylperfluoro-1-octanesulfonamidoacetic Acid (d3-NMeFOSAA)	**117**	Q	24-116
Perfluoro[1,2,3,4,5,6,7-13C7]Undecanoic Acid (M7-PFUDA)	95		55-137
N-Deuterioethylperfluoro-1-octanesulfonamidoacetic Acid (d5-NEtFOSAA)	80		27-126
Perfluoro[1,2-13C2]Dodecanoic Acid (MPFDOA)	85		48-131
Perfluoro[1,2-13C2]Tetradecanoic Acid (M2PFTEDA)	92		22-136
2,3,3,3-Tetrafluoro-2-[1,1,2,2,3,3,3-Heptafluoropropoxy]-13C3-Propanoic Acid (M3HFPO-DA)	120		10-165
Perfluoro[13C2]Hexadecanoic Acid (M2PFHxDA)	101		10-206
1H,1H,2H,2H-Perfluorododecane Sulfonate (M2D4-10:2FTS)	106		50-150

Project Name: TROY MILLS LANDFILL SUPERFUND **Lab Number:** L2263820

Project Number: 04.0190987.33 **Report Date:** 12/21/22

SAMPLE RESULTS

Lab ID: L2263820-08
Client ID: TRY_MW-601D
Sample Location: TROY, NH

Date Collected: 11/08/22 12:00
Date Received: 11/14/22
Field Prep: Not Specified

Sample Depth:
Matrix: Water
Analytical Method: 134,LCMSMS-ID
Analytical Date: 12/21/22 00:45
Analyst: JW

Extraction Method: ALPHA 23528
Extraction Date: 11/20/22 13:00

Parameter	Result	Qualifier	Units	RL	MDL	Dilution Factor
Perfluorinated Alkyl Acids by Isotope Dilution - Mansfield Lab						
Perfluorooctanesulfonamide (FOSA)	ND		ng/l	1.81	--	1
N-Methyl Perfluorooctane Sulfonamide (NMeFOSA)	ND		ng/l	18.1	--	1
N-Ethyl Perfluorooctane Sulfonamide (NEtFOSA)	ND		ng/l	18.1	--	1
N-Methyl Perfluorooctanesulfonamido Ethanol (NMeFOSE)	ND		ng/l	45.2	--	1
N-Ethyl Perfluorooctanesulfonamido Ethanol (NEtFOSE)	ND		ng/l	45.2	--	1

Surrogate (Extracted Internal Standard)	% Recovery	Qualifier	Acceptance Criteria
Perfluoro[13C8]Octanesulfonamide (M8FOSA)	76		5-112
N-Methyl-d3-Perfluoro-1-Octanesulfonamide (d3-NMeFOSA)	71		10-161
N-Ethyl-d5-Perfluoro-1-Octanesulfonamide (d5-NEtFOSA)	75		10-160
2-(N-Methyl-d3-Perfluoro-1-Octanesulfonamido)ethan-d4-ol (d7-NMeFOSE)	81		10-189
2-(N-Ethyl-d5-Perfluoro-1-Octanesulfonamido)ethan-d4-ol (d9-NEtFOSE)	81		10-187

Project Name: TROY MILLS LANDFILL SUPERFUND **Lab Number:** L2263820

Project Number: 04.0190987.33 **Report Date:** 12/21/22

SAMPLE RESULTS

Lab ID: L2263820-09
Client ID: TRY_MW-102
Sample Location: TROY, NH

Date Collected: 11/09/22 12:40
Date Received: 11/14/22
Field Prep: Not Specified

Sample Depth:
Matrix: Water
Analytical Method: 134,LCMSMS-ID
Analytical Date: 12/16/22 01:37
Analyst: SL

Extraction Method: ALPHA 23528
Extraction Date: 11/20/22 13:00

Parameter	Result	Qualifier	Units	RL	MDL	Dilution Factor
Perfluorinated Alkyl Acids by Isotope Dilution - Mansfield Lab						
Perfluorobutanoic Acid (PFBA)	164		ng/l	1.90	--	1
Perfluoropentanoic Acid (PFPeA)	302		ng/l	1.90	--	1
Perfluorobutanesulfonic Acid (PFBS)	35.6		ng/l	1.90	--	1
1H,1H,2H,2H-Perfluorohexanesulfonic Acid (4:2FTS)	ND		ng/l	1.90	--	1
Perfluorohexanoic Acid (PFHxA)	348		ng/l	1.90	--	1
Perfluoropentanesulfonic Acid (PFPeS)	3.96		ng/l	1.90	--	1
Perfluoroheptanoic Acid (PFHpA)	383		ng/l	1.90	--	1
Perfluorohexanesulfonic Acid (PFHxS)	10.3		ng/l	1.90	--	1
Perfluorooctanoic Acid (PFOA)	364		ng/l	1.90	--	1
1H,1H,2H,2H-Perfluorooctanesulfonic Acid (6:2FTS)	ND		ng/l	1.90	--	1
Perfluoroheptanesulfonic Acid (PFHpS)	ND		ng/l	1.90	--	1
Perfluorononanoic Acid (PFNA)	14.8		ng/l	1.90	--	1
Perfluorooctanesulfonic Acid (PFOS)	7.12	F	ng/l	1.90	--	1
Perfluorodecanoic Acid (PFDA)	ND		ng/l	1.90	--	1
1H,1H,2H,2H-Perfluorodecanesulfonic Acid (8:2FTS)	ND		ng/l	1.90	--	1
Perfluorononanesulfonic Acid (PFNS)	ND		ng/l	1.90	--	1
N-Methyl Perfluorooctanesulfonamidoacetic Acid (NMeFOSAA)	ND		ng/l	1.90	--	1
Perfluoroundecanoic Acid (PFUnA)	ND		ng/l	1.90	--	1
Perfluorodecanesulfonic Acid (PFDS)	ND		ng/l	1.90	--	1
N-Ethyl Perfluorooctanesulfonamidoacetic Acid (NEtFOSAA)	ND		ng/l	1.90	--	1
Perfluorododecanoic Acid (PFDoA)	1.94		ng/l	1.90	--	1
Perfluorotridecanoic Acid (PFTrDA)	ND		ng/l	1.90	--	1
Perfluorotetradecanoic Acid (PFTA)	ND		ng/l	1.90	--	1
2,3,3,3-Tetrafluoro-2-[1,1,2,2,3,3,3-Heptafluoropropoxy]-Propanoic Acid (HFPO-DA)	ND		ng/l	47.6	--	1
4,8-Dioxa-3h-Perfluorononanoic Acid (ADONA)	ND		ng/l	1.90	--	1
Perfluorohexadecanoic Acid (PFHxDA)	ND		ng/l	3.81	--	1
Perfluorooctadecanoic Acid (PFODA)	ND		ng/l	3.81	--	1

Project Name: TROY MILLS LANDFILL SUPERFUND **Lab Number:** L2263820

Project Number: 04.0190987.33 **Report Date:** 12/21/22

SAMPLE RESULTS

Lab ID: L2263820-09 Date Collected: 11/09/22 12:40

Client ID: TRY_MW-102 Date Received: 11/14/22

Sample Location: TROY, NH Field Prep: Not Specified

Sample Depth:

Parameter	Result	Qualifier	Units	RL	MDL	Dilution Factor
Perfluorinated Alkyl Acids by Isotope Dilution - Mansfield Lab						
Perfluorododecane Sulfonic Acid (PFDoDS)	ND		ng/l	1.90	--	1
1H,1H,2H,2H-Perfluorododecanesulfonic Acid (10:2FTS)	ND		ng/l	4.76	--	1
9-Chlorohexadecafluoro-3-Oxanone-1-Sulfonic Acid (9Cl-PF3ONS)	ND		ng/l	1.90	--	1
11-Chloroeicosafluoro-3-Oxaundecane-1-Sulfonic Acid (11Cl-PF3OUdS)	ND		ng/l	1.90	--	1
Perfluoro-3-Methoxypropanoic Acid (PFMPA)	ND		ng/l	1.90	--	1
Perfluoro-4-Methoxybutanoic Acid (PFMBA)	ND		ng/l	1.90	--	1
Perfluoro(2-Ethoxyethane)Sulfonic Acid (PFEESA)	ND		ng/l	1.90	--	1
Nonafluoro-3,6-Dioxaheptanoic Acid (NFDHA)	ND		ng/l	1.90	--	1

Surrogate (Extracted Internal Standard)	% Recovery	Qualifier	Acceptance Criteria
Perfluoro[13C4]Butanoic Acid (MPFBA)	103		58-132
Perfluoro[13C5]Pentanoic Acid (M5PFPEA)	81		62-163
Perfluoro[2,3,4-13C3]Butanesulfonic Acid (M3PFBS)	85		70-131
1H,1H,2H,2H-Perfluoro[1,2-13C2]Hexanesulfonic Acid (M2-4:2FTS)	**146**	Q	12-142
Perfluoro[1,2,3,4,6-13C5]Hexanoic Acid (M5PFHxA)	**134**	Q	57-129
Perfluoro[1,2,3,4-13C4]Heptanoic Acid (M4PFHpA)	75		60-129
Perfluoro[1,2,3-13C3]Hexanesulfonic Acid (M3PFHxS)	80		71-134
Perfluoro[13C8]Octanoic Acid (M8PFOA)	86		62-129
1H,1H,2H,2H-Perfluoro[1,2-13C2]Octanesulfonic Acid (M2-6:2FTS)	140		14-147
Perfluoro[13C9]Nonanoic Acid (M9PFNA)	114		59-139
Perfluoro[13C8]Octanesulfonic Acid (M8PFOS)	98		69-131
Perfluoro[1,2,3,4,5,6-13C6]Decanoic Acid (M6PFDA)	87		62-124
1H,1H,2H,2H-Perfluoro[1,2-13C2]Decanesulfonic Acid (M2-8:2FTS)	105		10-162
N-Deuteriomethylperfluoro-1-octanesulfonamidoacetic Acid (d3-NMeFOSAA)	98		24-116
Perfluoro[1,2,3,4,5,6,7-13C7]Undecanoic Acid (M7-PFUDA)	81		55-137
N-Deuterioethylperfluoro-1-octanesulfonamidoacetic Acid (d5-NEtFOSAA)	83		27-126
Perfluoro[1,2-13C2]Dodecanoic Acid (MPFDOA)	66		48-131
Perfluoro[1,2-13C2]Tetradecanoic Acid (M2PFTEDA)	79		22-136
2,3,3,3-Tetrafluoro-2-[1,1,2,2,3,3,3-Heptafluoropropoxy]-13C3-Propanoic Acid (M3HFPO-DA)	91		10-165
Perfluoro[13C2]Hexadecanoic Acid (M2PFHxDA)	99		10-206
1H,1H,2H,2H-Perfluorododecane Sulfonate (M2D4-10:2FTS)	101		50-150

Project Name: TROY MILLS LANDFILL SUPERFUND **Lab Number:** L2263820

Project Number: 04.0190987.33 **Report Date:** 12/21/22

SAMPLE RESULTS

Lab ID: L2263820-09
Client ID: TRY_MW-102
Sample Location: TROY, NH

Date Collected: 11/09/22 12:40
Date Received: 11/14/22
Field Prep: Not Specified

Sample Depth:
Matrix: Water
Analytical Method: 134,LCMSMS-ID
Analytical Date: 12/21/22 00:51
Analyst: JW

Extraction Method: ALPHA 23528
Extraction Date: 11/20/22 13:00

Parameter	Result	Qualifier	Units	RL	MDL	Dilution Factor
Perfluorinated Alkyl Acids by Isotope Dilution - Mansfield Lab						
Perfluorooctanesulfonamide (FOSA)	ND		ng/l	1.90	--	1
N-Methyl Perfluorooctane Sulfonamide (NMeFOSA)	ND		ng/l	19.0	--	1
N-Ethyl Perfluorooctane Sulfonamide (NEtFOSA)	ND		ng/l	19.0	--	1
N-Methyl Perfluorooctanesulfonamido Ethanol (NMeFOSE)	ND		ng/l	47.6	--	1
N-Ethyl Perfluorooctanesulfonamido Ethanol (NEtFOSE)	ND		ng/l	47.6	--	1

Surrogate (Extracted Internal Standard)	% Recovery	Qualifier	Acceptance Criteria
Perfluoro[13C8]Octanesulfonamide (M8FOSA)	65		5-112
N-Methyl-d3-Perfluoro-1-Octanesulfonamide (d3-NMeFOSA)	64		10-161
N-Ethyl-d5-Perfluoro-1-Octanesulfonamide (d5-NEtFOSA)	69		10-160
2-(N-Methyl-d3-Perfluoro-1-Octanesulfonamido)ethan-d4-ol (d7-NMeFOSE)	66		10-189
2-(N-Ethyl-d5-Perfluoro-1-Octanesulfonamido)ethan-d4-ol (d9-NEtFOSE)	71		10-187

Project Name: TROY MILLS LANDFILL SUPERFUND **Lab Number:** L2263820

Project Number: 04.0190987.33 **Report Date:** 12/21/22

SAMPLE RESULTS

Lab ID: L2263820-10
Client ID: TRY_M-1
Sample Location: TROY, NH

Date Collected: 11/09/22 12:45
Date Received: 11/14/22
Field Prep: Not Specified

Sample Depth:
Matrix: Water
Analytical Method: 134,LCMSMS-ID
Analytical Date: 12/16/22 01:53
Analyst: SL

Extraction Method: ALPHA 23528
Extraction Date: 11/20/22 13:00

Parameter	Result	Qualifier	Units	RL	MDL	Dilution Factor
Perfluorinated Alkyl Acids by Isotope Dilution - Mansfield Lab						
Perfluorobutanoic Acid (PFBA)	62.3		ng/l	1.78	--	1
Perfluoropentanoic Acid (PFPeA)	129		ng/l	1.78	--	1
Perfluorobutanesulfonic Acid (PFBS)	14.2		ng/l	1.78	--	1
1H,1H,2H,2H-Perfluorohexanesulfonic Acid (4:2FTS)	ND		ng/l	1.78	--	1
Perfluorohexanoic Acid (PFHxA)	157		ng/l	1.78	--	1
Perfluoropentanesulfonic Acid (PFPeS)	2.24		ng/l	1.78	--	1
Perfluoroheptanoic Acid (PFHpA)	203		ng/l	1.78	--	1
Perfluorohexanesulfonic Acid (PFHxS)	10.1		ng/l	1.78	--	1
Perfluorooctanoic Acid (PFOA)	293		ng/l	1.78	--	1
1H,1H,2H,2H-Perfluorooctanesulfonic Acid (6:2FTS)	ND		ng/l	1.78	--	1
Perfluoroheptanesulfonic Acid (PFHpS)	2.45		ng/l	1.78	--	1
Perfluorononanoic Acid (PFNA)	34.4		ng/l	1.78	--	1
Perfluorooctanesulfonic Acid (PFOS)	6.33		ng/l	1.78	--	1
Perfluorodecanoic Acid (PFDA)	ND		ng/l	1.78	--	1
1H,1H,2H,2H-Perfluorodecanesulfonic Acid (8:2FTS)	ND		ng/l	1.78	--	1
Perfluorononanesulfonic Acid (PFNS)	ND		ng/l	1.78	--	1
N-Methyl Perfluorooctanesulfonamidoacetic Acid (NMeFOSAA)	ND		ng/l	1.78	--	1
Perfluoroundecanoic Acid (PFUnA)	3.88		ng/l	1.78	--	1
Perfluorodecanesulfonic Acid (PFDS)	ND		ng/l	1.78	--	1
N-Ethyl Perfluorooctanesulfonamidoacetic Acid (NEtFOSAA)	ND		ng/l	1.78	--	1
Perfluorododecanoic Acid (PFDoA)	ND		ng/l	1.78	--	1
Perfluorotridecanoic Acid (PFTrDA)	ND		ng/l	1.78	--	1
Perfluorotetradecanoic Acid (PFTA)	ND		ng/l	1.78	--	1
2,3,3,3-Tetrafluoro-2-[1,1,2,2,3,3,3-Heptafluoropropoxy]-Propanoic Acid (HFPO-DA)	ND		ng/l	44.5	--	1
4,8-Dioxa-3h-Perfluorononanoic Acid (ADONA)	ND		ng/l	1.78	--	1
Perfluorohexadecanoic Acid (PFHxDA)	ND		ng/l	3.56	--	1
Perfluorooctadecanoic Acid (PFODA)	ND		ng/l	3.56	--	1

Project Name: TROY MILLS LANDFILL SUPERFUND **Lab Number:** L2263820

Project Number: 04.0190987.33 **Report Date:** 12/21/22

SAMPLE RESULTS

Lab ID: L2263820-10 Date Collected: 11/09/22 12:45

Client ID: TRY_M-1 Date Received: 11/14/22

Sample Location: TROY, NH Field Prep: Not Specified

Sample Depth:

Parameter	Result	Qualifier	Units	RL	MDL	Dilution Factor
Perfluorinated Alkyl Acids by Isotope Dilution - Mansfield Lab						
Perfluorododecane Sulfonic Acid (PFDoDS)	ND		ng/l	1.78	--	1
1H,1H,2H,2H-Perfluorododecanesulfonic Acid (10:2FTS)	ND		ng/l	4.45	--	1
9-Chlorohexadecafluoro-3-Oxanone-1-Sulfonic Acid (9Cl-PF3ONS)	ND		ng/l	1.78	--	1
11-Chloroeicosafluoro-3-Oxaundecane-1-Sulfonic Acid (11Cl-PF3OUdS)	ND		ng/l	1.78	--	1
Perfluoro-3-Methoxypropanoic Acid (PFMPA)	ND		ng/l	1.78	--	1
Perfluoro-4-Methoxybutanoic Acid (PFMBA)	ND		ng/l	1.78	--	1
Perfluoro(2-Ethoxyethane)Sulfonic Acid (PFEESA)	ND		ng/l	1.78	--	1
Nonafluoro-3,6-Dioxaheptanoic Acid (NFDHA)	ND		ng/l	1.78	--	1

Surrogate (Extracted Internal Standard)	% Recovery	Qualifier	Acceptance Criteria
Perfluoro[13C4]Butanoic Acid (MPFBA)	107		58-132
Perfluoro[13C5]Pentanoic Acid (M5PFPEA)	83		62-163
Perfluoro[2,3,4-13C3]Butanesulfonic Acid (M3PFBS)	110		70-131
1H,1H,2H,2H-Perfluoro[1,2-13C2]Hexanesulfonic Acid (M2-4:2FTS)	**157**	Q	12-142
Perfluoro[1,2,3,4,6-13C5]Hexanoic Acid (M5PFHxA)	113		57-129
Perfluoro[1,2,3,4-13C4]Heptanoic Acid (M4PFHpA)	98		60-129
Perfluoro[1,2,3-13C3]Hexanesulfonic Acid (M3PFHxS)	109		71-134
Perfluoro[13C8]Octanoic Acid (M8PFOA)	90		62-129
1H,1H,2H,2H-Perfluoro[1,2-13C2]Octanesulfonic Acid (M2-6:2FTS)	109		14-147
Perfluoro[13C9]Nonanoic Acid (M9PFNA)	86		59-139
Perfluoro[13C8]Octanesulfonic Acid (M8PFOS)	98		69-131
Perfluoro[1,2,3,4,5,6-13C6]Decanoic Acid (M6PFDA)	88		62-124
1H,1H,2H,2H-Perfluoro[1,2-13C2]Decanesulfonic Acid (M2-8:2FTS)	96		10-162
N-Deuteriomethylperfluoro-1-octanesulfonamidoacetic Acid (d3-NMeFOSAA)	112		24-116
Perfluoro[1,2,3,4,5,6,7-13C7]Undecanoic Acid (M7-PFUDA)	92		55-137
N-Deuterioethylperfluoro-1-octanesulfonamidoacetic Acid (d5-NEtFOSAA)	81		27-126
Perfluoro[1,2-13C2]Dodecanoic Acid (MPFDOA)	78		48-131
Perfluoro[1,2-13C2]Tetradecanoic Acid (M2PFTEDA)	91		22-136
2,3,3,3-Tetrafluoro-2-[1,1,2,2,3,3,3-Heptafluoropropoxy]-13C3-Propanoic Acid (M3HFPO-DA)	120		10-165
Perfluoro[13C2]Hexadecanoic Acid (M2PFHxDA)	118		10-206
1H,1H,2H,2H-Perfluorododecane Sulfonate (M2D4-10:2FTS)	104		50-150

Project Name: TROY MILLS LANDFILL SUPERFUND **Lab Number:** L2263820

Project Number: 04.0190987.33 **Report Date:** 12/21/22

SAMPLE RESULTS

Lab ID: L2263820-10
Client ID: TRY_M-1
Sample Location: TROY, NH

Date Collected: 11/09/22 12:45
Date Received: 11/14/22
Field Prep: Not Specified

Sample Depth:
Matrix: Water
Analytical Method: 134,LCMSMS-ID
Analytical Date: 12/21/22 00:57
Analyst: JW

Extraction Method: ALPHA 23528
Extraction Date: 11/20/22 13:00

Parameter	Result	Qualifier	Units	RL	MDL	Dilution Factor
Perfluorinated Alkyl Acids by Isotope Dilution - Mansfield Lab						
Perfluorooctanesulfonamide (FOSA)	ND		ng/l	1.78	--	1
N-Methyl Perfluorooctane Sulfonamide (NMeFOSA)	ND		ng/l	17.8	--	1
N-Ethyl Perfluorooctane Sulfonamide (NEtFOSA)	ND		ng/l	17.8	--	1
N-Methyl Perfluorooctanesulfonamido Ethanol (NMeFOSE)	ND		ng/l	44.5	--	1
N-Ethyl Perfluorooctanesulfonamido Ethanol (NEtFOSE)	ND		ng/l	44.5	--	1

Surrogate (Extracted Internal Standard)	% Recovery	Qualifier	Acceptance Criteria
Perfluoro[13C8]Octanesulfonamide (M8FOSA)	70		5-112
N-Methyl-d3-Perfluoro-1-Octanesulfonamide (d3-NMeFOSA)	66		10-161
N-Ethyl-d5-Perfluoro-1-Octanesulfonamide (d5-NEtFOSA)	74		10-160
2-(N-Methyl-d3-Perfluoro-1-Octanesulfonamido)ethan-d4-ol (d7-NMeFOSE)	78		10-189
2-(N-Ethyl-d5-Perfluoro-1-Octanesulfonamido)ethan-d4-ol (d9-NEtFOSE)	78		10-187

Project Name: TROY MILLS LANDFILL SUPERFUND **Lab Number:** L2263820

Project Number: 04.0190987.33 **Report Date:** 12/21/22

SAMPLE RESULTS

Lab ID: L2263820-11
Client ID: TRY_MW-201SX
Sample Location: TROY, NH

Date Collected: 11/10/22 09:55
Date Received: 11/14/22
Field Prep: Not Specified

Sample Depth:
Matrix: Water
Analytical Method: 134,LCMSMS-ID
Analytical Date: 12/16/22 02:10
Analyst: SL

Extraction Method: ALPHA 23528
Extraction Date: 11/20/22 13:00

Parameter	Result	Qualifier	Units	RL	MDL	Dilution Factor
Perfluorinated Alkyl Acids by Isotope Dilution - Mansfield Lab						
Perfluorobutanoic Acid (PFBA)	53.8		ng/l	1.87	--	1
Perfluoropentanoic Acid (PFPeA)	114		ng/l	1.87	--	1
Perfluorobutanesulfonic Acid (PFBS)	12.6		ng/l	1.87	--	1
1H,1H,2H,2H-Perfluorohexanesulfonic Acid (4:2FTS)	ND		ng/l	1.87	--	1
Perfluorohexanoic Acid (PFHxA)	152		ng/l	1.87	--	1
Perfluoropentanesulfonic Acid (PFPeS)	2.62		ng/l	1.87	--	1
Perfluoroheptanoic Acid (PFHpA)	206		ng/l	1.87	--	1
Perfluorohexanesulfonic Acid (PFHxS)	10.4		ng/l	1.87	--	1
Perfluorooctanoic Acid (PFOA)	238		ng/l	1.87	--	1
1H,1H,2H,2H-Perfluorooctanesulfonic Acid (6:2FTS)	ND		ng/l	1.87	--	1
Perfluoroheptanesulfonic Acid (PFHpS)	ND		ng/l	1.87	--	1
Perfluorononanoic Acid (PFNA)	9.67		ng/l	1.87	--	1
Perfluorooctanesulfonic Acid (PFOS)	9.56		ng/l	1.87	--	1
Perfluorodecanoic Acid (PFDA)	ND		ng/l	1.87	--	1
1H,1H,2H,2H-Perfluorodecanesulfonic Acid (8:2FTS)	ND		ng/l	1.87	--	1
Perfluorononanesulfonic Acid (PFNS)	ND		ng/l	1.87	--	1
N-Methyl Perfluorooctanesulfonamidoacetic Acid (NMeFOSAA)	ND		ng/l	1.87	--	1
Perfluoroundecanoic Acid (PFUnA)	ND		ng/l	1.87	--	1
Perfluorodecanesulfonic Acid (PFDS)	ND		ng/l	1.87	--	1
N-Ethyl Perfluorooctanesulfonamidoacetic Acid (NEtFOSAA)	ND		ng/l	1.87	--	1
Perfluorododecanoic Acid (PFDoA)	ND		ng/l	1.87	--	1
Perfluorotridecanoic Acid (PFTrDA)	ND		ng/l	1.87	--	1
Perfluorotetradecanoic Acid (PFTA)	ND		ng/l	1.87	--	1
2,3,3,3-Tetrafluoro-2-[1,1,2,2,3,3,3-Heptafluoropropoxy]-Propanoic Acid (HFPO-DA)	ND		ng/l	46.8	--	1
4,8-Dioxa-3h-Perfluorononanoic Acid (ADONA)	ND		ng/l	1.87	--	1
Perfluorohexadecanoic Acid (PFHxDA)	ND		ng/l	3.75	--	1
Perfluorooctadecanoic Acid (PFODA)	ND		ng/l	3.75	--	1

Project Name: TROY MILLS LANDFILL SUPERFUND **Lab Number:** L2263820

Project Number: 04.0190987.33 **Report Date:** 12/21/22

SAMPLE RESULTS

Lab ID: L2263820-11 Date Collected: 11/10/22 09:55

Client ID: TRY_MW-201SX Date Received: 11/14/22

Sample Location: TROY, NH Field Prep: Not Specified

Sample Depth:

Parameter	Result	Qualifier	Units	RL	MDL	Dilution Factor
Perfluorinated Alkyl Acids by Isotope Dilution - Mansfield Lab						
Perfluorododecane Sulfonic Acid (PFDoDS)	ND		ng/l	1.87	--	1
1H,1H,2H,2H-Perfluorododecanesulfonic Acid (10:2FTS)	ND		ng/l	4.68	--	1
9-Chlorohexadecafluoro-3-Oxanone-1-Sulfonic Acid (9Cl-PF3ONS)	ND		ng/l	1.87	--	1
11-Chloroeicosafluoro-3-Oxaundecane-1-Sulfonic Acid (11Cl-PF3OUdS)	ND		ng/l	1.87	--	1
Perfluoro-3-Methoxypropanoic Acid (PFMPA)	ND		ng/l	1.87	--	1
Perfluoro-4-Methoxybutanoic Acid (PFMBA)	ND		ng/l	1.87	--	1
Perfluoro(2-Ethoxyethane)Sulfonic Acid (PFEESA)	ND		ng/l	1.87	--	1
Nonafluoro-3,6-Dioxaheptanoic Acid (NFDHA)	ND		ng/l	1.87	--	1

Surrogate (Extracted Internal Standard)	% Recovery	Qualifier	Acceptance Criteria
Perfluoro[13C4]Butanoic Acid (MPFBA)	105		58-132
Perfluoro[13C5]Pentanoic Acid (M5PFPEA)	82		62-163
Perfluoro[2,3,4-13C3]Butanesulfonic Acid (M3PFBS)	89		70-131
1H,1H,2H,2H-Perfluoro[1,2-13C2]Hexanesulfonic Acid (M2-4:2FTS)	**177**	Q	12-142
Perfluoro[1,2,3,4,6-13C5]Hexanoic Acid (M5PFHxA)	**138**	Q	57-129
Perfluoro[1,2,3,4-13C4]Heptanoic Acid (M4PFHpA)	82		60-129
Perfluoro[1,2,3-13C3]Hexanesulfonic Acid (M3PFHxS)	94		71-134
Perfluoro[13C8]Octanoic Acid (M8PFOA)	93		62-129
1H,1H,2H,2H-Perfluoro[1,2-13C2]Octanesulfonic Acid (M2-6:2FTS)	**163**	Q	14-147
Perfluoro[13C9]Nonanoic Acid (M9PFNA)	90		59-139
Perfluoro[13C8]Octanesulfonic Acid (M8PFOS)	110		69-131
Perfluoro[1,2,3,4,5,6-13C6]Decanoic Acid (M6PFDA)	100		62-124
1H,1H,2H,2H-Perfluoro[1,2-13C2]Decanesulfonic Acid (M2-8:2FTS)	131		10-162
N-Deuteriomethylperfluoro-1-octanesulfonamidoacetic Acid (d3-NMeFOSAA)	**138**	Q	24-116
Perfluoro[1,2,3,4,5,6,7-13C7]Undecanoic Acid (M7-PFUDA)	109		55-137
N-Deuterioethylperfluoro-1-octanesulfonamidoacetic Acid (d5-NEtFOSAA)	103		27-126
Perfluoro[1,2-13C2]Dodecanoic Acid (MPFDOA)	86		48-131
Perfluoro[1,2-13C2]Tetradecanoic Acid (M2PFTEDA)	95		22-136
2,3,3,3-Tetrafluoro-2-[1,1,2,2,3,3,3-Heptafluoropropoxy]-13C3-Propanoic Acid (M3HFPO-DA)	102		10-165
Perfluoro[13C2]Hexadecanoic Acid (M2PFHxDA)	107		10-206
1H,1H,2H,2H-Perfluorododecane Sulfonate (M2D4-10:2FTS)	117		50-150

Project Name: TROY MILLS LANDFILL SUPERFUND **Lab Number:** L2263820

Project Number: 04.0190987.33 **Report Date:** 12/21/22

SAMPLE RESULTS

Lab ID: L2263820-11
Client ID: TRY_MW-201SX
Sample Location: TROY, NH

Date Collected: 11/10/22 09:55
Date Received: 11/14/22
Field Prep: Not Specified

Sample Depth:
Matrix: Water
Analytical Method: 134,LCMSMS-ID
Analytical Date: 12/21/22 01:09
Analyst: JW

Extraction Method: ALPHA 23528
Extraction Date: 11/20/22 13:00

Parameter	Result	Qualifier	Units	RL	MDL	Dilution Factor
Perfluorinated Alkyl Acids by Isotope Dilution - Mansfield Lab						
Perfluorooctanesulfonamide (FOSA)	ND		ng/l	1.87	--	1
N-Methyl Perfluorooctane Sulfonamide (NMeFOSA)	ND		ng/l	18.7	--	1
N-Ethyl Perfluorooctane Sulfonamide (NEtFOSA)	ND		ng/l	18.7	--	1
N-Methyl Perfluorooctanesulfonamido Ethanol (NMeFOSE)	ND		ng/l	46.8	--	1
N-Ethyl Perfluorooctanesulfonamido Ethanol (NEtFOSE)	ND		ng/l	46.8	--	1

Surrogate (Extracted Internal Standard)	% Recovery	Qualifier	Acceptance Criteria
Perfluoro[13C8]Octanesulfonamide (M8FOSA)	70		5-112
N-Methyl-d3-Perfluoro-1-Octanesulfonamide (d3-NMeFOSA)	66		10-161
N-Ethyl-d5-Perfluoro-1-Octanesulfonamide (d5-NEtFOSA)	68		10-160
2-(N-Methyl-d3-Perfluoro-1-Octanesulfonamido)ethan-d4-ol (d7-NMeFOSE)	75		10-189
2-(N-Ethyl-d5-Perfluoro-1-Octanesulfonamido)ethan-d4-ol (d9-NEtFOSE)	76		10-187

Project Name: TROY MILLS LANDFILL SUPERFUND **Lab Number:** L2263820

Project Number: 04.0190987.33 **Report Date:** 12/21/22

SAMPLE RESULTS

Lab ID: L2263820-12
Client ID: TRY_MW-204
Sample Location: TROY, NH

Date Collected: 11/10/22 14:05
Date Received: 11/14/22
Field Prep: Not Specified

Sample Depth:
Matrix: Water
Analytical Method: 134,LCMSMS-ID
Analytical Date: 12/16/22 02:42
Analyst: SL

Extraction Method: ALPHA 23528
Extraction Date: 11/20/22 13:00

Parameter	Result	Qualifier	Units	RL	MDL	Dilution Factor
Perfluorinated Alkyl Acids by Isotope Dilution - Mansfield Lab						
Perfluorobutanoic Acid (PFBA)	60.7		ng/l	1.84	--	1
Perfluoropentanoic Acid (PFPeA)	109		ng/l	1.84	--	1
Perfluorobutanesulfonic Acid (PFBS)	11.9		ng/l	1.84	--	1
1H,1H,2H,2H-Perfluorohexanesulfonic Acid (4:2FTS)	ND		ng/l	1.84	--	1
Perfluorohexanoic Acid (PFHxA)	127		ng/l	1.84	--	1
Perfluoropentanesulfonic Acid (PFPeS)	2.21		ng/l	1.84	--	1
Perfluoroheptanoic Acid (PFHpA)	159		ng/l	1.84	--	1
Perfluorohexanesulfonic Acid (PFHxS)	11.2		ng/l	1.84	--	1
Perfluorooctanoic Acid (PFOA)	244		ng/l	1.84	--	1
1H,1H,2H,2H-Perfluorooctanesulfonic Acid (6:2FTS)	ND		ng/l	1.84	--	1
Perfluoroheptanesulfonic Acid (PFHpS)	3.80		ng/l	1.84	--	1
Perfluorononanoic Acid (PFNA)	74.1	F	ng/l	1.84	--	1
Perfluorooctanesulfonic Acid (PFOS)	18.0		ng/l	1.84	--	1
Perfluorodecanoic Acid (PFDA)	ND		ng/l	1.84	--	1
1H,1H,2H,2H-Perfluorodecanesulfonic Acid (8:2FTS)	ND		ng/l	1.84	--	1
Perfluorononanesulfonic Acid (PFNS)	ND		ng/l	1.84	--	1
N-Methyl Perfluorooctanesulfonamidoacetic Acid (NMeFOSAA)	ND		ng/l	1.84	--	1
Perfluoroundecanoic Acid (PFUnA)	ND		ng/l	1.84	--	1
Perfluorodecanesulfonic Acid (PFDS)	ND		ng/l	1.84	--	1
N-Ethyl Perfluorooctanesulfonamidoacetic Acid (NEtFOSAA)	ND		ng/l	1.84	--	1
Perfluorododecanoic Acid (PFDoA)	ND		ng/l	1.84	--	1
Perfluorotridecanoic Acid (PFTrDA)	ND		ng/l	1.84	--	1
Perfluorotetradecanoic Acid (PFTA)	ND		ng/l	1.84	--	1
2,3,3,3-Tetrafluoro-2-[1,1,2,2,3,3,3-Heptafluoropropoxy]-Propanoic Acid (HFPO-DA)	ND		ng/l	46.1	--	1
4,8-Dioxa-3h-Perfluorononanoic Acid (ADONA)	ND		ng/l	1.84	--	1
Perfluorohexadecanoic Acid (PFHxDA)	ND		ng/l	3.69	--	1
Perfluorooctadecanoic Acid (PFODA)	ND		ng/l	3.69	--	1

Project Name: TROY MILLS LANDFILL SUPERFUND **Lab Number:** L2263820

Project Number: 04.0190987.33 **Report Date:** 12/21/22

SAMPLE RESULTS

Lab ID: L2263820-12 Date Collected: 11/10/22 14:05

Client ID: TRY_MW-204 Date Received: 11/14/22

Sample Location: TROY, NH Field Prep: Not Specified

Sample Depth:

Parameter	Result	Qualifier	Units	RL	MDL	Dilution Factor
Perfluorinated Alkyl Acids by Isotope Dilution - Mansfield Lab						
Perfluorododecane Sulfonic Acid (PFDoDS)	ND		ng/l	1.84	--	1
1H,1H,2H,2H-Perfluorododecanesulfonic Acid (10:2FTS)	ND		ng/l	4.61	--	1
9-Chlorohexadecafluoro-3-Oxanone-1-Sulfonic Acid (9Cl-PF3ONS)	ND		ng/l	1.84	--	1
11-Chloroeicosafluoro-3-Oxaundecane-1-Sulfonic Acid (11Cl-PF3OUdS)	ND		ng/l	1.84	--	1
Perfluoro-3-Methoxypropanoic Acid (PFMPA)	ND		ng/l	1.84	--	1
Perfluoro-4-Methoxybutanoic Acid (PFMBA)	ND		ng/l	1.84	--	1
Perfluoro(2-Ethoxyethane)Sulfonic Acid (PFEESA)	ND		ng/l	1.84	--	1
Nonafluoro-3,6-Dioxaheptanoic Acid (NFDHA)	ND		ng/l	1.84	--	1

Surrogate (Extracted Internal Standard)	% Recovery	Qualifier	Acceptance Criteria
Perfluoro[13C4]Butanoic Acid (MPFBA)	107		58-132
Perfluoro[13C5]Pentanoic Acid (M5PFPEA)	84		62-163
Perfluoro[2,3,4-13C3]Butanesulfonic Acid (M3PFBS)	95		70-131
1H,1H,2H,2H-Perfluoro[1,2-13C2]Hexanesulfonic Acid (M2-4:2FTS)	**165**	Q	12-142
Perfluoro[1,2,3,4,6-13C5]Hexanoic Acid (M5PFHxA)	**145**	Q	57-129
Perfluoro[1,2,3,4-13C4]Heptanoic Acid (M4PFHpA)	92		60-129
Perfluoro[1,2,3-13C3]Hexanesulfonic Acid (M3PFHxS)	99		71-134
Perfluoro[13C8]Octanoic Acid (M8PFOA)	93		62-129
1H,1H,2H,2H-Perfluoro[1,2-13C2]Octanesulfonic Acid (M2-6:2FTS)	145		14-147
Perfluoro[13C9]Nonanoic Acid (M9PFNA)	91		59-139
Perfluoro[13C8]Octanesulfonic Acid (M8PFOS)	106		69-131
Perfluoro[1,2,3,4,5,6-13C6]Decanoic Acid (M6PFDA)	97		62-124
1H,1H,2H,2H-Perfluoro[1,2-13C2]Decanesulfonic Acid (M2-8:2FTS)	126		10-162
N-Deuteriomethylperfluoro-1-octanesulfonamidoacetic Acid (d3-NMeFOSAA)	**139**	Q	24-116
Perfluoro[1,2,3,4,5,6,7-13C7]Undecanoic Acid (M7-PFUDA)	118		55-137
N-Deuterioethylperfluoro-1-octanesulfonamidoacetic Acid (d5-NEtFOSAA)	91		27-126
Perfluoro[1,2-13C2]Dodecanoic Acid (MPFDOA)	101		48-131
Perfluoro[1,2-13C2]Tetradecanoic Acid (M2PFTEDA)	96		22-136
2,3,3,3-Tetrafluoro-2-[1,1,2,2,3,3,3-Heptafluoropropoxy]-13C3-Propanoic Acid (M3HFPO-DA)	106		10-165
Perfluoro[13C2]Hexadecanoic Acid (M2PFHxDA)	103		10-206
1H,1H,2H,2H-Perfluorododecane Sulfonate (M2D4-10:2FTS)	142		50-150

Project Name: TROY MILLS LANDFILL SUPERFUND **Lab Number:** L2263820

Project Number: 04.0190987.33 **Report Date:** 12/21/22

SAMPLE RESULTS

Lab ID: L2263820-12
Client ID: TRY_MW-204
Sample Location: TROY, NH

Date Collected: 11/10/22 14:05
Date Received: 11/14/22
Field Prep: Not Specified

Sample Depth:
Matrix: Water
Analytical Method: 134,LCMSMS-ID
Analytical Date: 12/21/22 01:15
Analyst: JW

Extraction Method: ALPHA 23528
Extraction Date: 11/20/22 13:00

Parameter	Result	Qualifier	Units	RL	MDL	Dilution Factor
Perfluorinated Alkyl Acids by Isotope Dilution - Mansfield Lab						
Perfluorooctanesulfonamide (FOSA)	ND		ng/l	1.84	--	1
N-Methyl Perfluorooctane Sulfonamide (NMeFOSA)	ND		ng/l	18.4	--	1
N-Ethyl Perfluorooctane Sulfonamide (NEtFOSA)	ND		ng/l	18.4	--	1
N-Methyl Perfluorooctanesulfonamido Ethanol (NMeFOSE)	ND		ng/l	46.1	--	1
N-Ethyl Perfluorooctanesulfonamido Ethanol (NEtFOSE)	ND		ng/l	46.1	--	1

Surrogate (Extracted Internal Standard)	% Recovery	Qualifier	Acceptance Criteria
Perfluoro[13C8]Octanesulfonamide (M8FOSA)	71		5-112
N-Methyl-d3-Perfluoro-1-Octanesulfonamide (d3-NMeFOSA)	71		10-161
N-Ethyl-d5-Perfluoro-1-Octanesulfonamide (d5-NEtFOSA)	74		10-160
2-(N-Methyl-d3-Perfluoro-1-Octanesulfonamido)ethan-d4-ol (d7-NMeFOSE)	74		10-189
2-(N-Ethyl-d5-Perfluoro-1-Octanesulfonamido)ethan-d4-ol (d9-NEtFOSE)	75		10-187

Project Name: TROY MILLS LANDFILL SUPERFUND **Lab Number:** L2263820

Project Number: 04.0190987.33 **Report Date:** 12/21/22

SAMPLE RESULTS

Lab ID: L2263820-13
Client ID: TRY_MW-204 DUP
Sample Location: TROY, NH

Date Collected: 11/10/22 14:05
Date Received: 11/14/22
Field Prep: Not Specified

Sample Depth:
Matrix: Water
Analytical Method: 134,LCMSMS-ID
Analytical Date: 12/16/22 02:59
Analyst: SL

Extraction Method: ALPHA 23528
Extraction Date: 11/20/22 13:00

Parameter	Result	Qualifier	Units	RL	MDL	Dilution Factor
Perfluorinated Alkyl Acids by Isotope Dilution - Mansfield Lab						
Perfluorobutanoic Acid (PFBA)	58.0		ng/l	1.82	--	1
Perfluoropentanoic Acid (PFPeA)	109		ng/l	1.82	--	1
Perfluorobutanesulfonic Acid (PFBS)	12.2		ng/l	1.82	--	1
1H,1H,2H,2H-Perfluorohexanesulfonic Acid (4:2FTS)	ND		ng/l	1.82	--	1
Perfluorohexanoic Acid (PFHxA)	135		ng/l	1.82	--	1
Perfluoropentanesulfonic Acid (PFPeS)	2.00		ng/l	1.82	--	1
Perfluoroheptanoic Acid (PFHpA)	158		ng/l	1.82	--	1
Perfluorohexanesulfonic Acid (PFHxS)	10.9		ng/l	1.82	--	1
Perfluorooctanoic Acid (PFOA)	235		ng/l	1.82	--	1
1H,1H,2H,2H-Perfluorooctanesulfonic Acid (6:2FTS)	ND		ng/l	1.82	--	1
Perfluoroheptanesulfonic Acid (PFHpS)	3.96		ng/l	1.82	--	1
Perfluorononanoic Acid (PFNA)	76.7		ng/l	1.82	--	1
Perfluorooctanesulfonic Acid (PFOS)	18.9		ng/l	1.82	--	1
Perfluorodecanoic Acid (PFDA)	ND		ng/l	1.82	--	1
1H,1H,2H,2H-Perfluorodecanesulfonic Acid (8:2FTS)	ND		ng/l	1.82	--	1
Perfluorononanesulfonic Acid (PFNS)	ND		ng/l	1.82	--	1
N-Methyl Perfluorooctanesulfonamidoacetic Acid (NMeFOSAA)	ND		ng/l	1.82	--	1
Perfluoroundecanoic Acid (PFUnA)	ND		ng/l	1.82	--	1
Perfluorodecanesulfonic Acid (PFDS)	ND		ng/l	1.82	--	1
N-Ethyl Perfluorooctanesulfonamidoacetic Acid (NEtFOSAA)	ND		ng/l	1.82	--	1
Perfluorododecanoic Acid (PFDoA)	ND		ng/l	1.82	--	1
Perfluorotridecanoic Acid (PFTrDA)	ND		ng/l	1.82	--	1
Perfluorotetradecanoic Acid (PFTA)	ND		ng/l	1.82	--	1
2,3,3,3-Tetrafluoro-2-[1,1,2,2,3,3,3-Heptafluoropropoxy]-Propanoic Acid (HFPO-DA)	ND		ng/l	45.5	--	1
4,8-Dioxa-3h-Perfluorononanoic Acid (ADONA)	ND		ng/l	1.82	--	1
Perfluorohexadecanoic Acid (PFHxDA)	ND		ng/l	3.64	--	1
Perfluorooctadecanoic Acid (PFODA)	ND		ng/l	3.64	--	1

Project Name: TROY MILLS LANDFILL SUPERFUND **Lab Number:** L2263820

Project Number: 04.0190987.33 **Report Date:** 12/21/22

SAMPLE RESULTS

Lab ID: L2263820-13 Date Collected: 11/10/22 14:05

Client ID: TRY_MW-204 DUP Date Received: 11/14/22

Sample Location: TROY, NH Field Prep: Not Specified

Sample Depth:

Parameter	Result	Qualifier	Units	RL	MDL	Dilution Factor
Perfluorinated Alkyl Acids by Isotope Dilution - Mansfield Lab						
Perfluorododecane Sulfonic Acid (PFDoDS)	ND		ng/l	1.82	--	1
1H,1H,2H,2H-Perfluorododecanesulfonic Acid (10:2FTS)	ND		ng/l	4.55	--	1
9-Chlorohexadecafluoro-3-Oxanone-1-Sulfonic Acid (9Cl-PF3ONS)	ND		ng/l	1.82	--	1
11-Chloroeicosafluoro-3-Oxaundecane-1-Sulfonic Acid (11Cl-PF3OUdS)	ND		ng/l	1.82	--	1
Perfluoro-3-Methoxypropanoic Acid (PFMPA)	ND		ng/l	1.82	--	1
Perfluoro-4-Methoxybutanoic Acid (PFMBA)	ND		ng/l	1.82	--	1
Perfluoro(2-Ethoxyethane)Sulfonic Acid (PFEESA)	ND		ng/l	1.82	--	1
Nonafluoro-3,6-Dioxaheptanoic Acid (NFDHA)	ND		ng/l	1.82	--	1

Surrogate (Extracted Internal Standard)	% Recovery	Qualifier	Acceptance Criteria
Perfluoro[13C4]Butanoic Acid (MPFBA)	106		58-132
Perfluoro[13C5]Pentanoic Acid (M5PFPEA)	84		62-163
Perfluoro[2,3,4-13C3]Butanesulfonic Acid (M3PFBS)	93		70-131
1H,1H,2H,2H-Perfluoro[1,2-13C2]Hexanesulfonic Acid (M2-4:2FTS)	**169**	Q	12-142
Perfluoro[1,2,3,4,6-13C5]Hexanoic Acid (M5PFHxA)	**136**	Q	57-129
Perfluoro[1,2,3,4-13C4]Heptanoic Acid (M4PFHpA)	93		60-129
Perfluoro[1,2,3-13C3]Hexanesulfonic Acid (M3PFHxS)	104		71-134
Perfluoro[13C8]Octanoic Acid (M8PFOA)	93		62-129
1H,1H,2H,2H-Perfluoro[1,2-13C2]Octanesulfonic Acid (M2-6:2FTS)	**148**	Q	14-147
Perfluoro[13C9]Nonanoic Acid (M9PFNA)	91		59-139
Perfluoro[13C8]Octanesulfonic Acid (M8PFOS)	105		69-131
Perfluoro[1,2,3,4,5,6-13C6]Decanoic Acid (M6PFDA)	93		62-124
1H,1H,2H,2H-Perfluoro[1,2-13C2]Decanesulfonic Acid (M2-8:2FTS)	122		10-162
N-Deuteriomethylperfluoro-1-octanesulfonamidoacetic Acid (d3-NMeFOSAA)	**134**	Q	24-116
Perfluoro[1,2,3,4,5,6,7-13C7]Undecanoic Acid (M7-PFUDA)	112		55-137
N-Deuterioethylperfluoro-1-octanesulfonamidoacetic Acid (d5-NEtFOSAA)	91		27-126
Perfluoro[1,2-13C2]Dodecanoic Acid (MPFDOA)	96		48-131
Perfluoro[1,2-13C2]Tetradecanoic Acid (M2PFTEDA)	91		22-136
2,3,3,3-Tetrafluoro-2-[1,1,2,2,3,3,3-Heptafluoropropoxy]-13C3-Propanoic Acid (M3HFPO-DA)	107		10-165
Perfluoro[13C2]Hexadecanoic Acid (M2PFHxDA)	103		10-206
1H,1H,2H,2H-Perfluorododecane Sulfonate (M2D4-10:2FTS)	129		50-150

Project Name: TROY MILLS LANDFILL SUPERFUND **Lab Number:** L2263820

Project Number: 04.0190987.33 **Report Date:** 12/21/22

SAMPLE RESULTS

Lab ID: L2263820-13
Client ID: TRY_MW-204 DUP
Sample Location: TROY, NH

Date Collected: 11/10/22 14:05
Date Received: 11/14/22
Field Prep: Not Specified

Sample Depth:
Matrix: Water
Analytical Method: 134,LCMSMS-ID
Analytical Date: 12/21/22 01:22
Analyst: JW

Extraction Method: ALPHA 23528
Extraction Date: 11/20/22 13:00

Parameter	Result	Qualifier	Units	RL	MDL	Dilution Factor
Perfluorinated Alkyl Acids by Isotope Dilution - Mansfield Lab						
Perfluorooctanesulfonamide (FOSA)	ND		ng/l	1.82	--	1
N-Methyl Perfluorooctane Sulfonamide (NMeFOSA)	ND		ng/l	18.2	--	1
N-Ethyl Perfluorooctane Sulfonamide (NEtFOSA)	ND		ng/l	18.2	--	1
N-Methyl Perfluorooctanesulfonamido Ethanol (NMeFOSE)	ND		ng/l	45.5	--	1
N-Ethyl Perfluorooctanesulfonamido Ethanol (NEtFOSE)	ND		ng/l	45.5	--	1

Surrogate (Extracted Internal Standard)	% Recovery	Qualifier	Acceptance Criteria
Perfluoro[13C8]Octanesulfonamide (M8FOSA)	70		5-112
N-Methyl-d3-Perfluoro-1-Octanesulfonamide (d3-NMeFOSA)	70		10-161
N-Ethyl-d5-Perfluoro-1-Octanesulfonamide (d5-NEtFOSA)	74		10-160
2-(N-Methyl-d3-Perfluoro-1-Octanesulfonamido)ethan-d4-ol (d7-NMeFOSE)	80		10-189
2-(N-Ethyl-d5-Perfluoro-1-Octanesulfonamido)ethan-d4-ol (d9-NEtFOSE)	82		10-187

Project Name: TROY MILLS LANDFILL SUPERFUND **Lab Number:** L2263820

Project Number: 04.0190987.33 **Report Date:** 12/21/22

SAMPLE RESULTS

Lab ID: L2263820-14
Client ID: TRY_MW-101D
Sample Location: TROY, NH

Date Collected: 11/10/22 10:00
Date Received: 11/14/22
Field Prep: Not Specified

Sample Depth:
Matrix: Water
Analytical Method: 134,LCMSMS-ID
Analytical Date: 12/16/22 03:15
Analyst: SL

Extraction Method: ALPHA 23528
Extraction Date: 11/20/22 13:00

Parameter	Result	Qualifier	Units	RL	MDL	Dilution Factor
Perfluorinated Alkyl Acids by Isotope Dilution - Mansfield Lab						
Perfluorobutanoic Acid (PFBA)	7.82		ng/l	1.84	--	1
Perfluoropentanoic Acid (PFPeA)	13.3		ng/l	1.84	--	1
Perfluorobutanesulfonic Acid (PFBS)	ND		ng/l	1.84	--	1
1H,1H,2H,2H-Perfluorohexanesulfonic Acid (4:2FTS)	ND		ng/l	1.84	--	1
Perfluorohexanoic Acid (PFHxA)	12.0		ng/l	1.84	--	1
Perfluoropentanesulfonic Acid (PFPeS)	ND		ng/l	1.84	--	1
Perfluoroheptanoic Acid (PFHpA)	7.45		ng/l	1.84	--	1
Perfluorohexanesulfonic Acid (PFHxS)	ND		ng/l	1.84	--	1
Perfluorooctanoic Acid (PFOA)	7.42		ng/l	1.84	--	1
1H,1H,2H,2H-Perfluorooctanesulfonic Acid (6:2FTS)	ND		ng/l	1.84	--	1
Perfluoroheptanesulfonic Acid (PFHpS)	ND		ng/l	1.84	--	1
Perfluorononanoic Acid (PFNA)	5.21	F	ng/l	1.84	--	1
Perfluorooctanesulfonic Acid (PFOS)	ND		ng/l	1.84	--	1
Perfluorodecanoic Acid (PFDA)	4.26		ng/l	1.84	--	1
1H,1H,2H,2H-Perfluorodecanesulfonic Acid (8:2FTS)	ND		ng/l	1.84	--	1
Perfluorononanesulfonic Acid (PFNS)	ND		ng/l	1.84	--	1
N-Methyl Perfluorooctanesulfonamidoacetic Acid (NMeFOSAA)	ND		ng/l	1.84	--	1
Perfluoroundecanoic Acid (PFUnA)	ND		ng/l	1.84	--	1
Perfluorodecanesulfonic Acid (PFDS)	ND		ng/l	1.84	--	1
N-Ethyl Perfluorooctanesulfonamidoacetic Acid (NEtFOSAA)	ND		ng/l	1.84	--	1
Perfluorododecanoic Acid (PFDoA)	ND		ng/l	1.84	--	1
Perfluorotridecanoic Acid (PFTrDA)	ND		ng/l	1.84	--	1
Perfluorotetradecanoic Acid (PFTA)	ND		ng/l	1.84	--	1
2,3,3,3-Tetrafluoro-2-[1,1,2,2,3,3,3-Heptafluoropropoxy]-Propanoic Acid (HFPO-DA)	ND		ng/l	45.9	--	1
4,8-Dioxa-3h-Perfluorononanoic Acid (ADONA)	ND		ng/l	1.84	--	1
Perfluorohexadecanoic Acid (PFHxDA)	ND		ng/l	3.67	--	1
Perfluorooctadecanoic Acid (PFODA)	ND		ng/l	3.67	--	1

Project Name: TROY MILLS LANDFILL SUPERFUND **Lab Number:** L2263820

Project Number: 04.0190987.33 **Report Date:** 12/21/22

SAMPLE RESULTS

Lab ID: L2263820-14 Date Collected: 11/10/22 10:00

Client ID: TRY_MW-101D Date Received: 11/14/22

Sample Location: TROY, NH Field Prep: Not Specified

Sample Depth:

Parameter	Result	Qualifier	Units	RL	MDL	Dilution Factor
Perfluorinated Alkyl Acids by Isotope Dilution - Mansfield Lab						
Perfluorododecane Sulfonic Acid (PFDoDS)	ND		ng/l	1.84	--	1
1H,1H,2H,2H-Perfluorododecanesulfonic Acid (10:2FTS)	ND		ng/l	4.59	--	1
9-Chlorohexadecafluoro-3-Oxanone-1-Sulfonic Acid (9Cl-PF3ONS)	ND		ng/l	1.84	--	1
11-Chloroeicosafluoro-3-Oxaundecane-1-Sulfonic Acid (11Cl-PF3OUdS)	ND		ng/l	1.84	--	1
Perfluoro-3-Methoxypropanoic Acid (PFMPA)	ND		ng/l	1.84	--	1
Perfluoro-4-Methoxybutanoic Acid (PFMBA)	ND		ng/l	1.84	--	1
Perfluoro(2-Ethoxyethane)Sulfonic Acid (PFEESA)	ND		ng/l	1.84	--	1
Nonafluoro-3,6-Dioxaheptanoic Acid (NFDHA)	ND		ng/l	1.84	--	1

Surrogate (Extracted Internal Standard)	% Recovery	Qualifier	Acceptance Criteria
Perfluoro[13C4]Butanoic Acid (MPFBA)	107		58-132
Perfluoro[13C5]Pentanoic Acid (M5PFPEA)	90		62-163
Perfluoro[2,3,4-13C3]Butanesulfonic Acid (M3PFBS)	117		70-131
1H,1H,2H,2H-Perfluoro[1,2-13C2]Hexanesulfonic Acid (M2-4:2FTS)	127		12-142
Perfluoro[1,2,3,4,6-13C5]Hexanoic Acid (M5PFHxA)	117		57-129
Perfluoro[1,2,3,4-13C4]Heptanoic Acid (M4PFHpA)	115		60-129
Perfluoro[1,2,3-13C3]Hexanesulfonic Acid (M3PFHxS)	111		71-134
Perfluoro[13C8]Octanoic Acid (M8PFOA)	108		62-129
1H,1H,2H,2H-Perfluoro[1,2-13C2]Octanesulfonic Acid (M2-6:2FTS)	109		14-147
Perfluoro[13C9]Nonanoic Acid (M9PFNA)	97		59-139
Perfluoro[13C8]Octanesulfonic Acid (M8PFOS)	100		69-131
Perfluoro[1,2,3,4,5,6-13C6]Decanoic Acid (M6PFDA)	95		62-124
1H,1H,2H,2H-Perfluoro[1,2-13C2]Decanesulfonic Acid (M2-8:2FTS)	100		10-162
N-Deuteriomethylperfluoro-1-octanesulfonamidoacetic Acid (d3-NMeFOSAA)	116		24-116
Perfluoro[1,2,3,4,5,6,7-13C7]Undecanoic Acid (M7-PFUDA)	110		55-137
N-Deuterioethylperfluoro-1-octanesulfonamidoacetic Acid (d5-NEtFOSAA)	86		27-126
Perfluoro[1,2-13C2]Dodecanoic Acid (MPFDOA)	92		48-131
Perfluoro[1,2-13C2]Tetradecanoic Acid (M2PFTEDA)	89		22-136
2,3,3,3-Tetrafluoro-2-[1,1,2,2,3,3,3-Heptafluoropropoxy]-13C3-Propanoic Acid (M3HFPO-DA)	129		10-165
Perfluoro[13C2]Hexadecanoic Acid (M2PFHxDA)	95		10-206
1H,1H,2H,2H-Perfluorododecane Sulfonate (M2D4-10:2FTS)	117		50-150
2-(N-Ethyl-d5-Perfluoro-1-Octanesulfonamido)ethan-d4-ol (d9-NEtFOSE)	12		10-187

Project Name: TROY MILLS LANDFILL SUPERFUND **Lab Number:** L2263820

Project Number: 04.0190987.33 **Report Date:** 12/21/22

SAMPLE RESULTS

Lab ID: L2263820-14
Client ID: TRY_MW-101D
Sample Location: TROY, NH

Date Collected: 11/10/22 10:00
Date Received: 11/14/22
Field Prep: Not Specified

Sample Depth:
Matrix: Water
Analytical Method: 134,LCMSMS-ID
Analytical Date: 12/21/22 01:28
Analyst: JW

Extraction Method: ALPHA 23528
Extraction Date: 11/20/22 13:00

Parameter	Result	Qualifier	Units	RL	MDL	Dilution Factor
Perfluorinated Alkyl Acids by Isotope Dilution - Mansfield Lab						
Perfluorooctanesulfonamide (FOSA)	ND		ng/l	1.84	--	1
N-Methyl Perfluorooctane Sulfonamide (NMeFOSA)	ND		ng/l	18.4	--	1
N-Ethyl Perfluorooctane Sulfonamide (NEtFOSA)	ND		ng/l	18.4	--	1
N-Methyl Perfluorooctanesulfonamido Ethanol (NMeFOSE)	ND		ng/l	45.9	--	1
N-Ethyl Perfluorooctanesulfonamido Ethanol (NEtFOSE)	ND		ng/l	45.9	--	1

Surrogate (Extracted Internal Standard)	% Recovery	Qualifier	Acceptance Criteria
Perfluoro[13C8]Octanesulfonamide (M8FOSA)	75		5-112
N-Methyl-d3-Perfluoro-1-Octanesulfonamide (d3-NMeFOSA)	70		10-161
N-Ethyl-d5-Perfluoro-1-Octanesulfonamide (d5-NEtFOSA)	76		10-160
2-(N-Methyl-d3-Perfluoro-1-Octanesulfonamido)ethan-d4-ol (d7-NMeFOSE)	78		10-189
2-(N-Ethyl-d5-Perfluoro-1-Octanesulfonamido)ethan-d4-ol (d9-NEtFOSE)	79		10-187

Project Name: TROY MILLS LANDFILL SUPERFUND **Lab Number:** L2263820

Project Number: 04.0190987.33 **Report Date:** 12/21/22

SAMPLE RESULTS

Lab ID: L2263820-15
Client ID: TRY_MW-A28
Sample Location: TROY, NH

Date Collected: 11/10/22 14:00
Date Received: 11/14/22
Field Prep: Not Specified

Sample Depth:
Matrix: Water
Analytical Method: 134,LCMSMS-ID
Analytical Date: 12/16/22 03:31
Analyst: SL

Extraction Method: ALPHA 23528
Extraction Date: 11/20/22 13:00

Parameter	Result	Qualifier	Units	RL	MDL	Dilution Factor
Perfluorinated Alkyl Acids by Isotope Dilution - Mansfield Lab						
Perfluorobutanoic Acid (PFBA)	5.96		ng/l	1.91	--	1
Perfluoropentanoic Acid (PFPeA)	12.3		ng/l	1.91	--	1
Perfluorobutanesulfonic Acid (PFBS)	ND		ng/l	1.91	--	1
1H,1H,2H,2H-Perfluorohexanesulfonic Acid (4:2FTS)	ND		ng/l	1.91	--	1
Perfluorohexanoic Acid (PFHxA)	10.6		ng/l	1.91	--	1
Perfluoropentanesulfonic Acid (PFPeS)	ND		ng/l	1.91	--	1
Perfluoroheptanoic Acid (PFHpA)	14.7		ng/l	1.91	--	1
Perfluorohexanesulfonic Acid (PFHxS)	ND		ng/l	1.91	--	1
Perfluorooctanoic Acid (PFOA)	21.2		ng/l	1.91	--	1
1H,1H,2H,2H-Perfluorooctanesulfonic Acid (6:2FTS)	ND		ng/l	1.91	--	1
Perfluoroheptanesulfonic Acid (PFHpS)	ND		ng/l	1.91	--	1
Perfluorononanoic Acid (PFNA)	2.06		ng/l	1.91	--	1
Perfluorooctanesulfonic Acid (PFOS)	2.33		ng/l	1.91	--	1
Perfluorodecanoic Acid (PFDA)	ND		ng/l	1.91	--	1
1H,1H,2H,2H-Perfluorodecanesulfonic Acid (8:2FTS)	ND		ng/l	1.91	--	1
Perfluorononanesulfonic Acid (PFNS)	ND		ng/l	1.91	--	1
N-Methyl Perfluorooctanesulfonamidoacetic Acid (NMeFOSAA)	ND		ng/l	1.91	--	1
Perfluoroundecanoic Acid (PFUnA)	ND		ng/l	1.91	--	1
Perfluorodecanesulfonic Acid (PFDS)	ND		ng/l	1.91	--	1
N-Ethyl Perfluorooctanesulfonamidoacetic Acid (NEtFOSAA)	ND		ng/l	1.91	--	1
Perfluorododecanoic Acid (PFDoA)	ND		ng/l	1.91	--	1
Perfluorotridecanoic Acid (PFTrDA)	ND		ng/l	1.91	--	1
Perfluorotetradecanoic Acid (PFTA)	ND		ng/l	1.91	--	1
2,3,3,3-Tetrafluoro-2-[1,1,2,2,3,3,3-Heptafluoropropoxy]-Propanoic Acid (HFPO-DA)	ND		ng/l	47.7	--	1
4,8-Dioxa-3h-Perfluorononanoic Acid (ADONA)	ND		ng/l	1.91	--	1
Perfluorohexadecanoic Acid (PFHxDA)	ND		ng/l	3.82	--	1
Perfluorooctadecanoic Acid (PFODA)	ND		ng/l	3.82	--	1

Project Name: TROY MILLS LANDFILL SUPERFUND **Lab Number:** L2263820

Project Number: 04.0190987.33 **Report Date:** 12/21/22

SAMPLE RESULTS

Lab ID: L2263820-15 Date Collected: 11/10/22 14:00

Client ID: TRY_MW-A28 Date Received: 11/14/22

Sample Location: TROY, NH Field Prep: Not Specified

Sample Depth:

Parameter	Result	Qualifier	Units	RL	MDL	Dilution Factor
Perfluorinated Alkyl Acids by Isotope Dilution - Mansfield Lab						
Perfluorododecane Sulfonic Acid (PFDoDS)	ND		ng/l	1.91	--	1
1H,1H,2H,2H-Perfluorododecanesulfonic Acid (10:2FTS)	ND		ng/l	4.77	--	1
9-Chlorohexadecafluoro-3-Oxanone-1-Sulfonic Acid (9Cl-PF3ONS)	ND		ng/l	1.91	--	1
11-Chloroeicosafluoro-3-Oxaundecane-1-Sulfonic Acid (11Cl-PF3OUdS)	ND		ng/l	1.91	--	1
Perfluoro-3-Methoxypropanoic Acid (PFMPA)	ND		ng/l	1.91	--	1
Perfluoro-4-Methoxybutanoic Acid (PFMBA)	ND		ng/l	1.91	--	1
Perfluoro(2-Ethoxyethane)Sulfonic Acid (PFEESA)	ND		ng/l	1.91	--	1
Nonafluoro-3,6-Dioxaheptanoic Acid (NFDHA)	ND		ng/l	1.91	--	1

Surrogate (Extracted Internal Standard)	% Recovery	Qualifier	Acceptance Criteria
Perfluoro[13C4]Butanoic Acid (MPFBA)	105		58-132
Perfluoro[13C5]Pentanoic Acid (M5PFPEA)	82		62-163
Perfluoro[2,3,4-13C3]Butanesulfonic Acid (M3PFBS)	108		70-131
1H,1H,2H,2H-Perfluoro[1,2-13C2]Hexanesulfonic Acid (M2-4:2FTS)	140		12-142
Perfluoro[1,2,3,4,6-13C5]Hexanoic Acid (M5PFHxA)	117		57-129
Perfluoro[1,2,3,4-13C4]Heptanoic Acid (M4PFHpA)	111		60-129
Perfluoro[1,2,3-13C3]Hexanesulfonic Acid (M3PFHxS)	94		71-134
Perfluoro[13C8]Octanoic Acid (M8PFOA)	99		62-129
1H,1H,2H,2H-Perfluoro[1,2-13C2]Octanesulfonic Acid (M2-6:2FTS)	113		14-147
Perfluoro[13C9]Nonanoic Acid (M9PFNA)	98		59-139
Perfluoro[13C8]Octanesulfonic Acid (M8PFOS)	96		69-131
Perfluoro[1,2,3,4,5,6-13C6]Decanoic Acid (M6PFDA)	103		62-124
1H,1H,2H,2H-Perfluoro[1,2-13C2]Decanesulfonic Acid (M2-8:2FTS)	102		10-162
N-Deuteriomethylperfluoro-1-octanesulfonamidoacetic Acid (d3-NMeFOSAA)	**119**	Q	24-116
Perfluoro[1,2,3,4,5,6,7-13C7]Undecanoic Acid (M7-PFUDA)	98		55-137
N-Deuterioethylperfluoro-1-octanesulfonamidoacetic Acid (d5-NEtFOSAA)	87		27-126
Perfluoro[1,2-13C2]Dodecanoic Acid (MPFDOA)	88		48-131
Perfluoro[1,2-13C2]Tetradecanoic Acid (M2PFTEDA)	91		22-136
2,3,3,3-Tetrafluoro-2-[1,1,2,2,3,3,3-Heptafluoropropoxy]-13C3-Propanoic Acid (M3HFPO-DA)	129		10-165
Perfluoro[13C2]Hexadecanoic Acid (M2PFHxDA)	108		10-206
1H,1H,2H,2H-Perfluorododecane Sulfonate (M2D4-10:2FTS)	114		50-150

Project Name: TROY MILLS LANDFILL SUPERFUND **Lab Number:** L2263820

Project Number: 04.0190987.33 **Report Date:** 12/21/22

SAMPLE RESULTS

Lab ID: L2263820-15
Client ID: TRY_MW-A28
Sample Location: TROY, NH

Date Collected: 11/10/22 14:00
Date Received: 11/14/22
Field Prep: Not Specified

Sample Depth:
Matrix: Water
Analytical Method: 134,LCMSMS-ID
Analytical Date: 12/21/22 01:34
Analyst: JW

Extraction Method: ALPHA 23528
Extraction Date: 11/20/22 13:00

Parameter	Result	Qualifier	Units	RL	MDL	Dilution Factor
Perfluorinated Alkyl Acids by Isotope Dilution - Mansfield Lab						
Perfluorooctanesulfonamide (FOSA)	ND		ng/l	1.91	--	1
N-Methyl Perfluorooctane Sulfonamide (NMeFOSA)	ND		ng/l	19.1	--	1
N-Ethyl Perfluorooctane Sulfonamide (NEtFOSA)	ND		ng/l	19.1	--	1
N-Methyl Perfluorooctanesulfonamido Ethanol (NMeFOSE)	ND		ng/l	47.7	--	1
N-Ethyl Perfluorooctanesulfonamido Ethanol (NEtFOSE)	ND		ng/l	47.7	--	1

Surrogate (Extracted Internal Standard)	% Recovery	Qualifier	Acceptance Criteria
Perfluoro[13C8]Octanesulfonamide (M8FOSA)	69		5-112
N-Methyl-d3-Perfluoro-1-Octanesulfonamide (d3-NMeFOSA)	63		10-161
N-Ethyl-d5-Perfluoro-1-Octanesulfonamide (d5-NEtFOSA)	72		10-160
2-(N-Methyl-d3-Perfluoro-1-Octanesulfonamido)ethan-d4-ol (d7-NMeFOSE)	71		10-189
2-(N-Ethyl-d5-Perfluoro-1-Octanesulfonamido)ethan-d4-ol (d9-NEtFOSE)	71		10-187

Project Name: TROY MILLS LANDFILL SUPERFUND **Lab Number:** L2263820

Project Number: 04.0190987.33 **Report Date:** 12/21/22

Method Blank Analysis
Batch Quality Control

Analytical Method: 134,LCMSMS-ID
Analytical Date: 11/27/22 08:52
Analyst: SG

Extraction Method: ALPHA 23528
Extraction Date: 11/20/22 13:00

Parameter	Result	Qualifier	Units	RL	MDL
Perfluorinated Alkyl Acids by Isotope Dilution - Mansfield Lab for sample(s): 01-15 Batch: WG1714539-1					
Perfluorobutanoic Acid (PFBA)	ND		ng/l	2.00	--
Perfluoropentanoic Acid (PFPeA)	ND		ng/l	2.00	--
Perfluorobutanesulfonic Acid (PFBS)	ND		ng/l	2.00	--
1H,1H,2H,2H-Perfluorohexanesulfonic Acid (4:2FTS)	ND		ng/l	2.00	--
Perfluorohexanoic Acid (PFHxA)	ND		ng/l	2.00	--
Perfluoropentanesulfonic Acid (PFPeS)	ND		ng/l	2.00	--
Perfluoroheptanoic Acid (PFHpA)	ND		ng/l	2.00	--
Perfluorohexanesulfonic Acid (PFHxS)	ND		ng/l	2.00	--
Perfluorooctanoic Acid (PFOA)	ND		ng/l	2.00	--
1H,1H,2H,2H-Perfluorooctanesulfonic Acid (6:2FTS)	ND		ng/l	2.00	--
Perfluoroheptanesulfonic Acid (PFHpS)	ND		ng/l	2.00	--
Perfluorononanoic Acid (PFNA)	ND		ng/l	2.00	--
Perfluorooctanesulfonic Acid (PFOS)	ND		ng/l	2.00	--
Perfluorodecanoic Acid (PFDA)	ND		ng/l	2.00	--
1H,1H,2H,2H-Perfluorodecanesulfonic Acid (8:2FTS)	ND		ng/l	2.00	--
Perfluorononanesulfonic Acid (PFNS)	ND		ng/l	2.00	--
N-Methyl Perfluorooctanesulfonamidoacetic Acid (NMeFOSAA)	ND		ng/l	2.00	--
Perfluoroundecanoic Acid (PFUnA)	ND		ng/l	2.00	--
Perfluorodecanesulfonic Acid (PFDS)	ND		ng/l	2.00	--
Perfluorooctanesulfonamide (FOSA)	ND		ng/l	2.00	--
N-Ethyl Perfluorooctanesulfonamidoacetic Acid (NEtFOSAA)	ND		ng/l	2.00	--
Perfluorododecanoic Acid (PFDoA)	ND		ng/l	2.00	--
Perfluorotridecanoic Acid (PFTrDA)	ND		ng/l	2.00	--
Perfluorotetradecanoic Acid (PFTA)	ND		ng/l	2.00	--
2,3,3,3-Tetrafluoro-2-[1,1,2,2,3,3,3-Heptafluoropropoxy]-Propanoic Acid (HFPO-DA)	ND		ng/l	50.0	--
4,8-Dioxa-3h-Perfluorononanoic Acid (ADONA)	ND		ng/l	2.00	--

Project Name: TROY MILLS LANDFILL SUPERFUND
Project Number: 04.0190987.33

Lab Number: L2263820
Report Date: 12/21/22

Method Blank Analysis
Batch Quality Control

Analytical Method: 134,LCMSMS-ID
Analytical Date: 11/27/22 08:52
Analyst: SG

Extraction Method: ALPHA 23528
Extraction Date: 11/20/22 13:00

Parameter	Result	Qualifier	Units	RL	MDL
Perfluorinated Alkyl Acids by Isotope Dilution - Mansfield Lab for sample(s): 01-15 Batch: WG1714539-1					
Perfluorohexadecanoic Acid (PFHxDA)	ND		ng/l	4.00	--
Perfluorooctadecanoic Acid (PFODA)	ND		ng/l	4.00	--
Perfluorododecane Sulfonic Acid (PFDoDS)	ND		ng/l	2.00	--
1H,1H,2H,2H-Perfluorododecanesulfonic Acid (10:2FTS)	ND		ng/l	5.00	--
9-Chlorohexadecafluoro-3-Oxanone-1-Sulfonic Acid (9Cl-PF3ONS)	ND		ng/l	2.00	--
11-Chloroeicosafluoro-3-Oxaundecane-1-Sulfonic Acid (11Cl-PF3OUdS)	ND		ng/l	2.00	--
Perfluoro-3-Methoxypropanoic Acid (PFMPA)	ND		ng/l	2.00	--
Perfluoro-4-Methoxybutanoic Acid (PFMBA)	ND		ng/l	2.00	--
Perfluoro(2-Ethoxyethane)Sulfonic Acid (PFEESA)	ND		ng/l	2.00	--
Nonafluoro-3,6-Dioxaheptanoic Acid (NFDHA)	ND		ng/l	2.00	--

Project Name: TROY MILLS LANDFILL SUPERFUND **Lab Number:** L2263820

Project Number: 04.0190987.33 **Report Date:** 12/21/22

Method Blank Analysis
Batch Quality Control

Analytical Method: 134,LCMSMS-ID
Analytical Date: 11/27/22 08:52
Analyst: SG

Extraction Method: ALPHA 23528
Extraction Date: 11/20/22 13:00

Parameter	Result	Qualifier	Units	RL	MDL
Perfluorinated Alkyl Acids by Isotope Dilution - Mansfield Lab for sample(s): 01-15 Batch: WG1714539-1					

Surrogate (Extracted Internal Standard)	%Recovery	Qualifier	Acceptance Criteria
Perfluoro[13C4]Butanoic Acid (MPFBA)	101		58-132
Perfluoro[13C5]Pentanoic Acid (M5PFPEA)	107		62-163
Perfluoro[2,3,4-13C3]Butanesulfonic Acid (M3PFBS)	103		70-131
1H,1H,2H,2H-Perfluoro[1,2-13C2]Hexanesulfonic Acid (M2-4:2FTS)	97		12-142
Perfluoro[1,2,3,4,6-13C5]Hexanoic Acid (M5PFHxA)	102		57-129
Perfluoro[1,2,3,4-13C4]Heptanoic Acid (M4PFHpA)	97		60-129
Perfluoro[1,2,3-13C3]Hexanesulfonic Acid (M3PFHxS)	99		71-134
Perfluoro[13C8]Octanoic Acid (M8PFOA)	107		62-129
1H,1H,2H,2H-Perfluoro[1,2-13C2]Octanesulfonic Acid (M2-6:2FTS)	105		14-147
Perfluoro[13C9]Nonanoic Acid (M9PFNA)	104		59-139
Perfluoro[13C8]Octanesulfonic Acid (M8PFOS)	100		69-131
Perfluoro[1,2,3,4,5,6-13C6]Decanoic Acid (M6PFDA)	98		62-124
1H,1H,2H,2H-Perfluoro[1,2-13C2]Decanesulfonic Acid (M2-8:2FTS)	104		10-162
N-Deuteriomethylperfluoro-1-octanesulfonamidoacetic Acid (d3-NMeFOSAA)	85		24-116
Perfluoro[1,2,3,4,5,6,7-13C7]Undecanoic Acid (M7-PFUDA)	108		55-137
Perfluoro[13C8]Octanesulfonamide (M8FOSA)	50		5-112
N-Deuterioethylperfluoro-1-octanesulfonamidoacetic Acid (d5-NEtFOSAA)	74		27-126
Perfluoro[1,2-13C2]Dodecanoic Acid (MPFDOA)	111		48-131
Perfluoro[1,2-13C2]Tetradecanoic Acid (M2PFTEDA)	97		22-136
2,3,3,3-Tetrafluoro-2-[1,1,2,2,3,3,3-Heptafluoropropoxy]-13C3-Propanoic Acid (M3HFPO-DA)	111		10-165
Perfluoro[13C2]Hexadecanoic Acid (M2PFHxDA)	105		10-206
1H,1H,2H,2H-Perfluorododecane Sulfonate (M2D4-10:2FTS)	**177**	Q	50-150

Project Name: TROY MILLS LANDFILL SUPERFUND **Lab Number:** L2263820

Project Number: 04.0190987.33 **Report Date:** 12/21/22

Method Blank Analysis
Batch Quality Control

Analytical Method: 134,LCMSMS-ID
Analytical Date: 12/20/22 23:49
Analyst: JW

Extraction Method: ALPHA 23528
Extraction Date: 11/20/22 13:00

Parameter	Result	Qualifier	Units	RL	MDL
Perfluorinated Alkyl Acids by Isotope Dilution - Mansfield Lab for sample(s): 01-15 Batch: WG1714539-1					
Perfluorooctanesulfonamide (FOSA)	ND		ng/l	2.00	--
N-Methyl Perfluorooctane Sulfonamide (NMeFOSA)	ND		ng/l	20.0	--
N-Ethyl Perfluorooctane Sulfonamide (NEtFOSA)	ND		ng/l	20.0	--
N-Methyl Perfluorooctanesulfonamido Ethanol (NMeFOSE)	ND		ng/l	50.0	--
N-Ethyl Perfluorooctanesulfonamido Ethanol (NEtFOSE)	ND		ng/l	50.0	--

Surrogate (Extracted Internal Standard)	%Recovery	Qualifier	Acceptance Criteria
Perfluoro[13C8]Octanesulfonamide (M8FOSA)	79		5-112
N-Methyl-d3-Perfluoro-1-Octanesulfonamide (d3-NMeFOSA)	61		10-161
N-Ethyl-d5-Perfluoro-1-Octanesulfonamide (d5-NEtFOSA)	68		10-160
2-(N-Methyl-d3-Perfluoro-1-Octanesulfonamido)ethan-d4-ol (d7-NMeFOSE)	81		10-189
2-(N-Ethyl-d5-Perfluoro-1-Octanesulfonamido)ethan-d4-ol (d9-NEtFOSE)	84		10-187

Lab Control Sample Analysis
Batch Quality Control

Project Name: TROY MILLS LANDFILL SUPERFUND
Project Number: 04.0190987.33
Lab Number: L2263820
Report Date: 12/21/22

Parameter	LCS %Recovery	Qual	LCSD %Recovery	Qual	%Recovery Limits	RPD	Qual	RPD Limits
Perfluorinated Alkyl Acids by Isotope Dilution - Mansfield Lab Associated sample(s): 01-15 Batch: WG1714539-2								
Perfluorobutanoic Acid (PFBA)	107		-		67-148	-		30
Perfluoropentanoic Acid (PFPeA)	107		-		63-161	-		30
Perfluorobutanesulfonic Acid (PFBS)	107		-		65-157	-		30
1H,1H,2H,2H-Perfluorohexanesulfonic Acid (4:2FTS)	106		-		37-219	-		30
Perfluorohexanoic Acid (PFHxA)	107		-		69-168	-		30
Perfluoropentanesulfonic Acid (PFPeS)	101		-		52-156	-		30
Perfluoroheptanoic Acid (PFHpA)	108		-		58-159	-		30
Perfluorohexanesulfonic Acid (PFHxS)	109		-		69-177	-		30
Perfluorooctanoic Acid (PFOA)	104		-		63-159	-		30
1H,1H,2H,2H-Perfluorooctanesulfonic Acid (6:2FTS)	120		-		49-187	-		30
Perfluoroheptanesulfonic Acid (PFHpS)	106		-		61-179	-		30
Perfluorononanoic Acid (PFNA)	105		-		68-171	-		30
Perfluorooctanesulfonic Acid (PFOS)	103		-		52-151	-		30
Perfluorodecanoic Acid (PFDA)	108		-		63-171	-		30
1H,1H,2H,2H-Perfluorodecanesulfonic Acid (8:2FTS)	86		-		56-173	-		30
Perfluorononanesulfonic Acid (PFNS)	107		-		48-150	-		30
N-Methyl Perfluorooctanesulfonamidoacetic Acid (NMeFOSAA)	100		-		60-166	-		30
Perfluoroundecanoic Acid (PFUnA)	98		-		60-153	-		30
Perfluorodecanesulfonic Acid (PFDS)	97		-		38-156	-		30
Perfluorooctanesulfonamide (FOSA)	105		-		46-170	-		30
N-Ethyl Perfluorooctanesulfonamidoacetic Acid (NEtFOSAA)	97		-		45-170	-		30
Perfluorododecanoic Acid (PFDoA)	109		-		67-153	-		30

Lab Control Sample Analysis
Batch Quality Control

Project Name: TROY MILLS LANDFILL SUPERFUND
Project Number: 04.0190987.33
Lab Number: L2263820
Report Date: 12/21/22

Parameter	LCS %Recovery	Qual	LCSD %Recovery	Qual	%Recovery Limits	RPD	Qual	RPD Limits
Perfluorinated Alkyl Acids by Isotope Dilution - Mansfield Lab Associated sample(s): 01-15 Batch: WG1714539-2								
Perfluorotridecanoic Acid (PFTrDA)	98		-		48-158	-		30
Perfluorotetradecanoic Acid (PFTA)	92		-		59-182	-		30
2,3,3,3-Tetrafluoro-2-[1,1,2,2,3,3,3-Heptafluoropropoxy]-Propanoic Acid (HFPO-DA)	126		-		57-162	-		30
4,8-Dioxa-3h-Perfluorononanoic Acid (ADONA)	107		-		69-143	-		30
Perfluorohexadecanoic Acid (PFHxDA)	110		-		40-167	-		30
Perfluorooctadecanoic Acid (PFODA)	**4**	Q	-		10-119	-		30
Perfluorododecane Sulfonic Acid (PFDoDS)	123		-		69-141	-		30
1H,1H,2H,2H-Perfluorododecanesulfonic Acid (10:2FTS)	92		-		81-188	-		30
9-Chlorohexadecafluoro-3-Oxanone-1-Sulfonic Acid (9Cl-PF3ONS)	94		-		55-158	-		30
11-Chloroeicosafluoro-3-Oxaundecane-1-Sulfonic Acid (11Cl-PF3OUdS)	94		-		52-156	-		30
Perfluoro-3-Methoxypropanoic Acid (PFMPA)	117		-		50-150	-		30
Perfluoro-4-Methoxybutanoic Acid (PFMBA)	110		-		50-150	-		30
Perfluoro(2-Ethoxyethane)Sulfonic Acid (PFEESA)	104		-		50-150	-		30
Nonafluoro-3,6-Dioxaheptanoic Acid (NFDHA)	145		-		50-150	-		30

Lab Control Sample Analysis

Batch Quality Control

Project Name: TROY MILLS LANDFILL SUPERFUND

Project Number: 04.0190987.33

Lab Number: L2263820

Report Date: 12/21/22

Parameter	LCS %Recovery	Qual	LCSD %Recovery	Qual	%Recovery Limits	RPD	Qual	RPD Limits

Perfluorinated Alkyl Acids by Isotope Dilution - Mansfield Lab Associated sample(s): 01-15 Batch: WG1714539-2

Surrogate (Extracted Internal Standard)	LCS %Recovery	Qual	LCSD %Recovery	Qual	Acceptance Criteria
Perfluoro[13C4]Butanoic Acid (MPFBA)	104				58-132
Perfluoro[13C5]Pentanoic Acid (M5PFPEA)	108				62-163
Perfluoro[2,3,4-13C3]Butanesulfonic Acid (M3PFBS)	102				70-131
1H,1H,2H,2H-Perfluoro[1,2-13C2]Hexanesulfonic Acid (M2-4:2FTS)	103				12-142
Perfluoro[1,2,3,4,6-13C5]Hexanoic Acid (M5PFHxA)	108				57-129
Perfluoro[1,2,3,4-13C4]Heptanoic Acid (M4PFHpA)	97				60-129
Perfluoro[1,2,3-13C3]Hexanesulfonic Acid (M3PFHxS)	101				71-134
Perfluoro[13C8]Octanoic Acid (M8PFOA)	104				62-129
1H,1H,2H,2H-Perfluoro[1,2-13C2]Octanesulfonic Acid (M2-6:2FTS)	102				14-147
Perfluoro[13C9]Nonanoic Acid (M9PFNA)	107				59-139
Perfluoro[13C8]Octanesulfonic Acid (M8PFOS)	103				69-131
Perfluoro[1,2,3,4,5,6-13C6]Decanoic Acid (M6PFDA)	102				62-124
1H,1H,2H,2H-Perfluoro[1,2-13C2]Decanesulfonic Acid (M2-8:2FTS)	122				10-162
N-Deuteriomethylperfluoro-1-octanesulfonamidoacetic Acid (d3-NMeFOSAA)	84				24-116
Perfluoro[1,2,3,4,5,6,7-13C7]Undecanoic Acid (M7-PFUDA)	113				55-137
Perfluoro[13C8]Octanesulfonamide (M8FOSA)	65				5-112
N-Deuterioethylperfluoro-1-octanesulfonamidoacetic Acid (d5-NEtFOSAA)	91				27-126
Perfluoro[1,2-13C2]Dodecanoic Acid (MPFDOA)	111				48-131
Perfluoro[1,2-13C2]Tetradecanoic Acid (M2PFTEDA)	113				22-136
2,3,3,3-Tetrafluoro-2-[1,1,2,2,3,3,3-Heptafluoropropoxy]-13C3-Propanoic Acid (M3HFPO-DA)	135				10-165
Perfluoro[13C2]Hexadecanoic Acid (M2PFHxDA)	106				10-206
1H,1H,2H,2H-Perfluorododecane Sulfonate (M2D4-10:2FTS)	**184**	Q			50-150

Lab Control Sample Analysis

Batch Quality Control

Project Name: TROY MILLS LANDFILL SUPERFUND

Project Number: 04.0190987.33

Lab Number: L2263820

Report Date: 12/21/22

Parameter	LCS %Recovery	Qual	LCSD %Recovery	Qual	%Recovery Limits	RPD	Qual	RPD Limits
Perfluorinated Alkyl Acids by Isotope Dilution - Mansfield Lab Associated sample(s): 01-15 Batch: WG1714539-2								
Perfluorooctanesulfonamide (FOSA)	96		-		46-170	-		30
N-Methyl Perfluorooctane Sulfonamide (NMeFOSA)	102		-		10-185	-		30
N-Ethyl Perfluorooctane Sulfonamide (NEtFOSA)	100		-		10-202	-		30
N-Methyl Perfluorooctanesulfonamido Ethanol (NMeFOSE)	106		-		10-209	-		30
N-Ethyl Perfluorooctanesulfonamido Ethanol (NEtFOSE)	114		-		66-176	-		30

Surrogate (Extracted Internal Standard)	LCS %Recovery	Qual	LCSD %Recovery	Qual	Acceptance Criteria
Perfluoro[13C8]Octanesulfonamide (M8FOSA)	86				5-112
N-Methyl-d3-Perfluoro-1-Octanesulfonamide (d3-NMeFOSA)	66				10-161
N-Ethyl-d5-Perfluoro-1-Octanesulfonamide (d5-NEtFOSA)	75				10-160
2-(N-Methyl-d3-Perfluoro-1-Octanesulfonamido)ethan-d4-ol (d7-NMeFOSE)	80				10-189
2-(N-Ethyl-d5-Perfluoro-1-Octanesulfonamido)ethan-d4-ol (d9-NEtFOSE)	90				10-187

Matrix Spike Analysis

Batch Quality Control

Project Name: TROY MILLS LANDFILL SUPERFUND

Project Number: 04.0190987.33

Lab Number: L2263820

Report Date: 12/21/22

Parameter	Native Sample	MS Added	MS Found	MS %Recovery	Qual	MSD Found	MSD %Recovery	Qual	Recovery Limits	RPD	Qual	RPD Limits
Perfluorinated Alkyl Acids by Isotope Dilution - Mansfield Lab Associated sample(s): 01-15 QC Batch ID: WG1714539-3 QC Sample: L2262832-01 Client ID: MS Sample												
Perfluorobutanoic Acid (PFBA)	6.97	38.9	47.4	104		-	-		67-148	-		30
Perfluoropentanoic Acid (PFPeA)	16.6	38.9	58.1	107		-	-		63-161	-		30
Perfluorobutanesulfonic Acid (PFBS)	2.92	34.6	41.8	112		-	-		65-157	-		30
1H,1H,2H,2H-Perfluorohexanesulfonic Acid (4:2FTS)	ND	36.5	38.9	107		-	-		37-219	-		30
Perfluorohexanoic Acid (PFHxA)	28.8	38.9	74.2	117		-	-		69-168	-		30
Perfluoropentanesulfonic Acid (PFPeS)	ND	36.7	35.5	97		-	-		52-156	-		30
Perfluoroheptanoic Acid (PFHpA)	3.63	38.9	45.6	108		-	-		58-159	-		30
Perfluorohexanesulfonic Acid (PFHxS)	ND	35.6	40.3	110		-	-		69-177	-		30
Perfluorooctanoic Acid (PFOA)	8.66	38.9	51.2	109		-	-		63-159	-		30
1H,1H,2H,2H-Perfluorooctanesulfonic Acid (6:2FTS)	ND	37.1	42.7	115		-	-		49-187	-		30
Perfluoroheptanesulfonic Acid (PFHpS)	ND	37.1	46.3	125		-	-		61-179	-		30
Perfluorononanoic Acid (PFNA)	2.43	38.9	43.9	107		-	-		68-171	-		30
Perfluorooctanesulfonic Acid (PFOS)	5.15	36.1	47.5	117		-	-		52-151	-		30
Perfluorodecanoic Acid (PFDA)	ND	38.9	42.1	106		-	-		63-171	-		30
1H,1H,2H,2H-Perfluorodecanesulfonic Acid (8:2FTS)	ND	37.4	35.0	94		-	-		56-173	-		30
Perfluorononanesulfonic Acid (PFNS)	ND	37.4	42.0	112		-	-		48-150	-		30
N-Methyl Perfluorooctanesulfonamidoacetic Acid (NMeFOSAA)	ND	38.9	40.6	101		-	-		60-166	-		30
Perfluoroundecanoic Acid (PFUnA)	ND	38.9	41.6	107		-	-		60-153	-		30
Perfluorodecanesulfonic Acid (PFDS)	ND	37.6	37.9	101		-	-		38-156	-		30
Perfluorooctanesulfonamide (FOSA)	ND	38.9	42.2	107		-	-		46-170	-		30
N-Ethyl Perfluorooctanesulfonamidoacetic Acid (NEtFOSAA)	2.43	38.9	44.8	109		-	-		45-170	-		30
Perfluorododecanoic Acid (PFDoA)	ND	38.9	45.2	116		-	-		67-153	-		30

Matrix Spike Analysis

Batch Quality Control

Project Name: TROY MILLS LANDFILL SUPERFUND

Project Number: 04.0190987.33

Lab Number: L2263820

Report Date: 12/21/22

Parameter	Native Sample	MS Added	MS Found	MS %Recovery	Qual	MSD Found	MSD %Recovery	Qual	Recovery Limits	RPD	Qual	RPD Limits
Perfluorinated Alkyl Acids by Isotope Dilution - Mansfield Lab Associated sample(s): 01-15 QC Batch ID: WG1714539-3 QC Sample: L2262832-01 Client ID: MS Sample												
Perfluorotridecanoic Acid (PFTrDA)	ND	38.9	36.4	94		-	-		48-158	-		30
Perfluorotetradecanoic Acid (PFTA)	ND	38.9	38.3	98		-	-		59-182	-		30
2,3,3,3-Tetrafluoro-2-[1,1,2,2,3,3,3-Heptafluoropropoxy]-Propanoic Acid (HFPO-DA)	ND	380	531F	140		-	-		57-162	-		30
4,8-Dioxa-3h-Perfluorononanoic Acid (ADONA)	ND	36.8	35.7	97		-	-		69-143	-		30
Perfluorohexadecanoic Acid (PFHxDA)	ND	38.9	44.7	115		-	-		40-167	-		30
Perfluorooctadecanoic Acid (PFODA)	ND	38.9	19.5	50		-	-		10-119	-		30

Surrogate (Extracted Internal Standard)	MS % Recovery	MS Qualifier	MSD % Recovery	MSD Qualifier	Acceptance Criteria
1H,1H,2H,2H-Perfluoro[1,2-13C2]Decanesulfonic Acid (M2-8:2FTS)	144				10-162
1H,1H,2H,2H-Perfluoro[1,2-13C2]Hexanesulfonic Acid (M2-4:2FTS)	**203**	Q			12-142
1H,1H,2H,2H-Perfluoro[1,2-13C2]Octanesulfonic Acid (M2-6:2FTS)	**157**	Q			14-147
2,3,3,3-Tetrafluoro-2-[1,1,2,2,3,3,3-Heptafluoropropoxy]-13C3-Propanoic Acid (M3HFPO-DA)	103				10-165
N-Deuterioethylperfluoro-1-octanesulfonamidoacetic Acid (d5-NEtFOSAA)	63				27-126
N-Deuteriomethylperfluoro-1-octanesulfonamidoacetic Acid (d3-NMeFOSAA)	62				24-116
Perfluoro[1,2,3,4,5,6,7-13C7]Undecanoic Acid (M7-PFUDA)	86				55-137
Perfluoro[1,2,3,4,5,6-13C6]Decanoic Acid (M6PFDA)	92				62-124
Perfluoro[1,2,3,4,6-13C5]Hexanoic Acid (M5PFHxA)	87				57-129
Perfluoro[1,2,3,4-13C4]Heptanoic Acid (M4PFHpA)	89				60-129
Perfluoro[1,2,3-13C3]Hexanesulfonic Acid (M3PFHxS)	99				71-134
Perfluoro[1,2-13C2]Dodecanoic Acid (MPFDOA)	85				48-131
Perfluoro[1,2-13C2]Tetradecanoic Acid (M2PFTEDA)	75				22-136
Perfluoro[13C2]Hexadecanoic Acid (M2PFHxDA)	87				10-206

Matrix Spike Analysis

Batch Quality Control

Project Name: TROY MILLS LANDFILL SUPERFUND

Project Number: 04.0190987.33

Lab Number: L2263820

Report Date: 12/21/22

Parameter	Native Sample	MS Added	MS Found	MS %Recovery	Qual	MSD Found	MSD %Recovery	Qual	Recovery Limits	RPD	Qual	RPD Limits
Perfluorinated Alkyl Acids by Isotope Dilution - Mansfield Lab Associated sample(s): 01-15 QC Batch ID: WG1714539-3 QC Sample: L2262832-01 Client ID: MS Sample												

Surrogate (Extracted Internal Standard)	MS % Recovery	MS Qualifier	MSD % Recovery	MSD Qualifier	Acceptance Criteria
Perfluoro[13C4]Butanoic Acid (MPFBA)	103				58-132
Perfluoro[13C5]Pentanoic Acid (M5PFPEA)	102				62-163
Perfluoro[13C8]Octanesulfonamide (M8FOSA)	43				5-112
Perfluoro[13C8]Octanesulfonic Acid (M8PFOS)	87				69-131
Perfluoro[13C8]Octanoic Acid (M8PFOA)	98				62-129
Perfluoro[13C9]Nonanoic Acid (M9PFNA)	98				59-139
Perfluoro[2,3,4-13C3]Butanesulfonic Acid (M3PFBS)	89				70-131

Lab Duplicate Analysis
Batch Quality Control

Project Name: TROY MILLS LANDFILL SUPERFUND
Project Number: 04.0190987.33

Lab Number: L2263820
Report Date: 12/21/22

Parameter	Native Sample	Duplicate Sample	Units	RPD	Qual	RPD Limits
Perfluorinated Alkyl Acids by Isotope Dilution - Mansfield Lab Associated sample(s): 01-15 QC Batch ID: WG1714539-4 QC Sample: L2263205-01 Client ID: DUP Sample						
Perfluorobutanoic Acid (PFBA)	5.58	6.29	ng/l	12		30
Perfluoropentanoic Acid (PFPeA)	5.79	5.87	ng/l	1		30
Perfluorobutanesulfonic Acid (PFBS)	1.90	ND	ng/l	NC		30
1H,1H,2H,2H-Perfluorohexanesulfonic Acid (4:2FTS)	ND	ND	ng/l	NC		30
Perfluorohexanoic Acid (PFHxA)	9.40	9.20	ng/l	2		30
Perfluoropentanesulfonic Acid (PFPeS)	ND	ND	ng/l	NC		30
Perfluoroheptanoic Acid (PFHpA)	2.60	2.54	ng/l	2		30
Perfluorohexanesulfonic Acid (PFHxS)	ND	ND	ng/l	NC		30
Perfluorooctanoic Acid (PFOA)	7.29	7.13	ng/l	2		30
1H,1H,2H,2H-Perfluorooctanesulfonic Acid (6:2FTS)	ND	ND	ng/l	NC		30
Perfluoroheptanesulfonic Acid (PFHpS)	ND	ND	ng/l	NC		30
Perfluorononanoic Acid (PFNA)	1.96	1.96	ng/l	0		30
Perfluorooctanesulfonic Acid (PFOS)	8.24	6.98	ng/l	17		30
Perfluorodecanoic Acid (PFDA)	ND	ND	ng/l	NC		30
1H,1H,2H,2H-Perfluorodecanesulfonic Acid (8:2FTS)	ND	ND	ng/l	NC		30
Perfluorononanesulfonic Acid (PFNS)	ND	ND	ng/l	NC		30
N-Methyl Perfluorooctanesulfonamidoacetic Acid (NMeFOSAA)	ND	ND	ng/l	NC		30
Perfluoroundecanoic Acid (PFUnA)	ND	ND	ng/l	NC		30
Perfluorodecanesulfonic Acid (PFDS)	ND	ND	ng/l	NC		30
Perfluorooctanesulfonamide (FOSA)	ND	ND	ng/l	NC		30

Lab Duplicate Analysis
Batch Quality Control

Project Name: TROY MILLS LANDFILL SUPERFUND
Project Number: 04.0190987.33

Lab Number: L2263820
Report Date: 12/21/22

Parameter	Native Sample	Duplicate Sample	Units	RPD	Qual	RPD Limits
Perfluorinated Alkyl Acids by Isotope Dilution - Mansfield Lab Associated sample(s): 01-15 QC Batch ID: WG1714539-4 QC Sample: L2263205-01 Client ID: DUP Sample						
N-Ethyl Perfluorooctanesulfonamidoacetic Acid (NEtFOSAA)	ND	ND	ng/l	NC		30
Perfluorododecanoic Acid (PFDoA)	ND	ND	ng/l	NC		30
Perfluorotridecanoic Acid (PFTrDA)	ND	ND	ng/l	NC		30
Perfluorotetradecanoic Acid (PFTA)	ND	ND	ng/l	NC		30
2,3,3,3-Tetrafluoro-2-[1,1,2,2,3,3,3-Heptafluoropropoxy]-Propanoic Acid (HFPO-DA)	ND	ND	ng/l	NC		30
4,8-Dioxa-3h-Perfluorononanoic Acid (ADONA)	ND	ND	ng/l	NC		30
Perfluorohexadecanoic Acid (PFHxDA)	ND	ND	ng/l	NC		30
Perfluorooctadecanoic Acid (PFODA)	ND	ND	ng/l	NC		30

Surrogate (Extracted Internal Standard)	%Recovery	Qualifier	%Recovery	Qualifier	Acceptance Criteria
Perfluoro[13C4]Butanoic Acid (MPFBA)	109		105		58-132
Perfluoro[13C5]Pentanoic Acid (M5PFPEA)	102		100		62-163
Perfluoro[2,3,4-13C3]Butanesulfonic Acid (M3PFBS)	93		97		70-131
1H,1H,2H,2H-Perfluoro[1,2-13C2]Hexanesulfonic Acid (M2-4:2FTS)	**184**	Q	**180**	Q	12-142
Perfluoro[1,2,3,4,6-13C5]Hexanoic Acid (M5PFHxA)	91		91		57-129
Perfluoro[1,2,3,4-13C4]Heptanoic Acid (M4PFHpA)	86		81		60-129
Perfluoro[1,2,3-13C3]Hexanesulfonic Acid (M3PFHxS)	100		101		71-134
Perfluoro[13C8]Octanoic Acid (M8PFOA)	104		103		62-129
1H,1H,2H,2H-Perfluoro[1,2-13C2]Octanesulfonic Acid (M2-6:2FTS)	**159**	Q	**157**	Q	14-147
Perfluoro[13C9]Nonanoic Acid (M9PFNA)	103		94		59-139
Perfluoro[13C8]Octanesulfonic Acid (M8PFOS)	92		98		69-131
Perfluoro[1,2,3,4,5,6-13C6]Decanoic Acid (M6PFDA)	87		92		62-124
1H,1H,2H,2H-Perfluoro[1,2-13C2]Decanesulfonic Acid (M2-8:2FTS)	115		136		10-162

Lab Duplicate Analysis
Batch Quality Control

Project Name: TROY MILLS LANDFILL SUPERFUND
Project Number: 04.0190987.33

Lab Number: L2263820
Report Date: 12/21/22

Parameter	Native Sample	Duplicate Sample	Units	RPD	Qual	RPD Limits

Perfluorinated Alkyl Acids by Isotope Dilution - Mansfield Lab Associated sample(s): 01-15 QC Batch ID: WG1714539-4 QC Sample: L2263205-01 Client ID: DUP Sample

Surrogate (Extracted Internal Standard)	%Recovery	Qualifier	%Recovery	Qualifier	Acceptance Criteria
N-Deuteriomethylperfluoro-1-octanesulfonamidoacetic Acid (d3-NMeFOSAA)	64		51		24-116
Perfluoro[1,2,3,4,5,6,7-13C7]Undecanoic Acid (M7-PFUDA)	96		91		55-137
Perfluoro[13C8]Octanesulfonamide (M8FOSA)	56		47		5-112
N-Deuterioethylperfluoro-1-octanesulfonamidoacetic Acid (d5-NEtFOSAA)	65		59		27-126
Perfluoro[1,2-13C2]Dodecanoic Acid (MPFDOA)	83		84		48-131
Perfluoro[1,2-13C2]Tetradecanoic Acid (M2PFTEDA)	78		68		22-136
2,3,3,3-Tetrafluoro-2-[1,1,2,2,3,3,3-Heptafluoropropoxy]-13C3-Propanoic Acid (M3HFPO-DA)	131		114		10-165
Perfluoro[13C2]Hexadecanoic Acid (M2PFHxDA)	80		62		10-206

Project Name: TROY MILLS LANDFILL SUPERFUND
Project Number: 04.0190987.33

Lab Number: L2263820
Report Date: 12/21/22

Sample Receipt and Container Information

Were project specific reporting limits specified? YES

Cooler Information

Cooler	Custody Seal
A	Absent

Container Information

Container ID	Container Type	Cooler	Initial pH	Final pH	Temp deg C	Pres	Seal	Frozen Date/Time	Analysis(*)
L2263820-01A	Plastic 250ml unpreserved	A	NA		2.4	Y	Absent		A2-537-ISOTOPE-FULL(28)
L2263820-02A	Plastic 250ml unpreserved	A	NA		2.4	Y	Absent		A2-537-ISOTOPE-FULL(28)
L2263820-03A	Plastic 250ml unpreserved	A	NA		2.4	Y	Absent		A2-537-ISOTOPE-FULL(28)
L2263820-03B	Plastic 250ml unpreserved	A	NA		2.4	Y	Absent		A2-537-ISOTOPE-FULL(28)
L2263820-04A	Plastic 250ml unpreserved	A	NA		2.4	Y	Absent		A2-537-ISOTOPE-FULL(28)
L2263820-04B	Plastic 250ml unpreserved	A	NA		2.4	Y	Absent		A2-537-ISOTOPE-FULL(28)
L2263820-05A	Plastic 250ml unpreserved	A	NA		2.4	Y	Absent		A2-537-ISOTOPE-FULL(28)
L2263820-05B	Plastic 250ml unpreserved	A	NA		2.4	Y	Absent		A2-537-ISOTOPE-FULL(28)
L2263820-06A	Plastic 250ml unpreserved	A	NA		2.4	Y	Absent		A2-537-ISOTOPE-FULL(28)
L2263820-06B	Plastic 250ml unpreserved	A	NA		2.4	Y	Absent		A2-537-ISOTOPE-FULL(28)
L2263820-07A	Plastic 250ml unpreserved	A	NA		2.4	Y	Absent		A2-537-ISOTOPE-FULL(28)
L2263820-07B	Plastic 250ml unpreserved	A	NA		2.4	Y	Absent		A2-537-ISOTOPE-FULL(28)
L2263820-08A	Plastic 250ml unpreserved	A	NA		2.4	Y	Absent		A2-537-ISOTOPE-FULL(28)
L2263820-08B	Plastic 250ml unpreserved	A	NA		2.4	Y	Absent		A2-537-ISOTOPE-FULL(28)
L2263820-09A	Plastic 250ml unpreserved	A	NA		2.4	Y	Absent		A2-537-ISOTOPE-FULL(28)
L2263820-09B	Plastic 250ml unpreserved	A	NA		2.4	Y	Absent		A2-537-ISOTOPE-FULL(28)
L2263820-10A	Plastic 250ml unpreserved	A	NA		2.4	Y	Absent		A2-537-ISOTOPE-FULL(28)
L2263820-10B	Plastic 250ml unpreserved	A	NA		2.4	Y	Absent		A2-537-ISOTOPE-FULL(28)
L2263820-11A	Plastic 250ml unpreserved	A	NA		2.4	Y	Absent		A2-537-ISOTOPE-FULL(28)
L2263820-11B	Plastic 250ml unpreserved	A	NA		2.4	Y	Absent		A2-537-ISOTOPE-FULL(28)
L2263820-12A	Plastic 250ml unpreserved	A	NA		2.4	Y	Absent		A2-537-ISOTOPE-FULL(28)
L2263820-12B	Plastic 250ml unpreserved	A	NA		2.4	Y	Absent		A2-537-ISOTOPE-FULL(28)
L2263820-13A	Plastic 250ml unpreserved	A	NA		2.4	Y	Absent		A2-537-ISOTOPE-FULL(28)

*Values in parentheses indicate holding time in days

Project Name: TROY MILLS LANDFILL SUPERFUND
Project Number: 04.0190987.33

Lab Number: L2263820
Report Date: 12/21/22

Container Information

Container ID	Container Type	Cooler	Initial pH	Final pH	Temp deg C	Pres	Seal	Frozen Date/Time	Analysis(*)
L2263820-13B	Plastic 250ml unpreserved	A	NA		2.4	Y	Absent		A2-537-ISOTOPE-FULL(28)
L2263820-14A	Plastic 250ml unpreserved	A	NA		2.4	Y	Absent		A2-537-ISOTOPE-FULL(28)
L2263820-14B	Plastic 250ml unpreserved	A	NA		2.4	Y	Absent		A2-537-ISOTOPE-FULL(28)
L2263820-15A	Plastic 250ml unpreserved	A	NA		2.4	Y	Absent		A2-537-ISOTOPE-FULL(28)
L2263820-15B	Plastic 250ml unpreserved	A	NA		2.4	Y	Absent		A2-537-ISOTOPE-FULL(28)

*Values in parentheses indicate holding time in days

Project Name: TROY MILLS LANDFILL SUPERFUND
Project Number: 04.0190987.33

Lab Number: L2263820
Report Date: 12/21/22

PFAS PARAMETER SUMMARY

Parameter	Acronym	CAS Number
PERFLUOROALKYL CARBOXYLIC ACIDS (PFCAs)		
Perfluorooctadecanoic Acid	PFODA	16517-11-6
Perfluorohexadecanoic Acid	PFHxDA	67905-19-5
Perfluorotetradecanoic Acid	PFTA/PFTeDA	376-06-7
Perfluorotridecanoic Acid	PFTrDA	72629-94-8
Perfluorododecanoic Acid	PFDoA	307-55-1
Perfluoroundecanoic Acid	PFUnA	2058-94-8
Perfluorodecanoic Acid	PFDA	335-76-2
Perfluorononanoic Acid	PFNA	375-95-1
Perfluorooctanoic Acid	PFOA	335-67-1
Perfluoroheptanoic Acid	PFHpA	375-85-9
Perfluorohexanoic Acid	PFHxA	307-24-4
Perfluoropentanoic Acid	PFPeA	2706-90-3
Perfluorobutanoic Acid	PFBA	375-22-4
PERFLUOROALKYL SULFONIC ACIDS (PFSAs)		
Perfluorododecanesulfonic Acid	PFDoDS/PFDoS	79780-39-5
Perfluorodecanesulfonic Acid	PFDS	335-77-3
Perfluorononanesulfonic Acid	PFNS	68259-12-1
Perfluorooctanesulfonic Acid	PFOS	1763-23-1
Perfluoroheptanesulfonic Acid	PFHpS	375-92-8
Perfluorohexanesulfonic Acid	PFHxS	355-46-4
Perfluoropentanesulfonic Acid	PFPeS	2706-91-4
Perfluorobutanesulfonic Acid	PFBS	375-73-5
Perfluoropropanesulfonic Acid	PFPrS	423-41-6
FLUOROTELOMERS		
1H,1H,2H,2H-Perfluorododecanesulfonic Acid	10:2FTS	120226-60-0
1H,1H,2H,2H-Perfluorodecanesulfonic Acid	8:2FTS	39108-34-4
1H,1H,2H,2H-Perfluorooctanesulfonic Acid	6:2FTS	27619-97-2
1H,1H,2H,2H-Perfluorohexanesulfonic Acid	4:2FTS	757124-72-4
PERFLUOROALKANE SULFONAMIDES (FASAs)		
Perfluorooctanesulfonamide	FOSA/PFOSA	754-91-6
N-Ethyl Perfluorooctane Sulfonamide	NEtFOSA	4151-50-2
N-Methyl Perfluorooctane Sulfonamide	NMeFOSA	31506-32-8
PERFLUOROALKANE SULFONYL SUBSTANCES		
N-Ethyl Perfluorooctanesulfonamido Ethanol	NEtFOSE	1691-99-2
N-Methyl Perfluorooctanesulfonamido Ethanol	NMeFOSE	24448-09-7
N-Ethyl Perfluorooctanesulfonamidoacetic Acid	NEtFOSAA	2991-50-6
N-Methyl Perfluorooctanesulfonamidoacetic Acid	NMeFOSAA	2355-31-9
PER- and POLYFLUOROALKYL ETHER CARBOXYLIC ACIDS		
2,3,3,3-Tetrafluoro-2-[1,1,2,2,3,3,3-Heptafluoropropoxy]-Propanoic Acid	HFPO-DA	13252-13-6
4,8-Dioxa-3h-Perfluorononanoic Acid	ADONA	919005-14-4
CHLORO-PERFLUOROALKYL SULFONIC ACIDS		
11-Chloroeicosafluoro-3-Oxaundecane-1-Sulfonic Acid	11Cl-PF3OUdS	763051-92-9
9-Chlorohexadecafluoro-3-Oxanone-1-Sulfonic Acid	9Cl-PF3ONS	756426-58-1
PERFLUOROETHER SULFONIC ACIDS (PFESAs)		
Perfluoro(2-Ethoxyethane)Sulfonic Acid	PFEESA	113507-82-7
PERFLUOROETHER/POLYETHER CARBOXYLIC ACIDS (PFPCAs)		
Perfluoro-3-Methoxypropanoic Acid	PFMPA	377-73-1
Perfluoro-4-Methoxybutanoic Acid	PFMBA	863090-89-5
Nonafluoro-3,6-Dioxaheptanoic Acid	NFDHA	151772-58-6

Project Name: TROY MILLS LANDFILL SUPERFUND
Project Number: 04.0190987.33

Lab Number: L2263820
Report Date: 12/21/22

PFAS PARAMETER SUMMARY

Parameter	Acronym	CAS Number
FLUOROTELOMER CARBOXYLIC ACIDS (FTCAs)		
3-Perfluoroheptyl Propanoic Acid	7:3FTCA	812-70-4
2H,2H,3H,3H-Perfluorooctanoic Acid	5:3FTCA	914637-49-3
3-Perfluoropropyl Propanoic Acid	3:3FTCA	356-02-5

Project Name:	TROY MILLS LANDFILL SUPERFUND	**Lab Number:**	L2263820
Project Number:	04.0190987.33	**Report Date:**	12/21/22

GLOSSARY

Acronyms

DL	- Detection Limit: This value represents the level to which target analyte concentrations are reported as estimated values, when those target analyte concentrations are quantified below the limit of quantitation (LOQ). The DL includes any adjustments from dilutions, concentrations or moisture content, where applicable. (DoD report formats only.)
EDL	- Estimated Detection Limit: This value represents the level to which target analyte concentrations are reported as estimated values, when those target analyte concentrations are quantified below the reporting limit (RL). The EDL includes any adjustments from dilutions, concentrations or moisture content, where applicable. The use of EDLs is specific to the analysis of PAHs using Solid-Phase Microextraction (SPME).
EMPC	- Estimated Maximum Possible Concentration: The concentration that results from the signal present at the retention time of an analyte when the ions meet all of the identification criteria except the ion abundance ratio criteria. An EMPC is a worst-case estimate of the concentration.
EPA	- Environmental Protection Agency.
LCS	- Laboratory Control Sample: A sample matrix, free from the analytes of interest, spiked with verified known amounts of analytes or a material containing known and verified amounts of analytes.
LCSD	- Laboratory Control Sample Duplicate: Refer to LCS.
LFB	- Laboratory Fortified Blank: A sample matrix, free from the analytes of interest, spiked with verified known amounts of analytes or a material containing known and verified amounts of analytes.
LOD	- Limit of Detection: This value represents the level to which a target analyte can reliably be detected for a specific analyte in a specific matrix by a specific method. The LOD includes any adjustments from dilutions, concentrations or moisture content, where applicable. (DoD report formats only.)
LOQ	- Limit of Quantitation: The value at which an instrument can accurately measure an analyte at a specific concentration. The LOQ includes any adjustments from dilutions, concentrations or moisture content, where applicable. (DoD report formats only.) Limit of Quantitation: The value at which an instrument can accurately measure an analyte at a specific concentration. The LOQ includes any adjustments from dilutions, concentrations or moisture content, where applicable. (DoD report formats only.)
MDL	- Method Detection Limit: This value represents the level to which target analyte concentrations are reported as estimated values, when those target analyte concentrations are quantified below the reporting limit (RL). The MDL includes any adjustments from dilutions, concentrations or moisture content, where applicable.
MS	- Matrix Spike Sample: A sample prepared by adding a known mass of target analyte to a specified amount of matrix sample for which an independent estimate of target analyte concentration is available. For Method 332.0, the spike recovery is calculated using the native concentration, including estimated values.
MSD	- Matrix Spike Sample Duplicate: Refer to MS.
NA	- Not Applicable.
NC	- Not Calculated: Term is utilized when one or more of the results utilized in the calculation are non-detect at the parameter's reporting unit.
NDPA/DPA	- N-Nitrosodiphenylamine/Diphenylamine.
NI	- Not Ignitable.
NP	- Non-Plastic: Term is utilized for the analysis of Atterberg Limits in soil.
NR	- No Results: Term is utilized when 'No Target Compounds Requested' is reported for the analysis of Volatile or Semivolatile Organic TIC only requests.
RL	- Reporting Limit: The value at which an instrument can accurately measure an analyte at a specific concentration. The RL includes any adjustments from dilutions, concentrations or moisture content, where applicable.
RPD	- Relative Percent Difference: The results from matrix and/or matrix spike duplicates are primarily designed to assess the precision of analytical results in a given matrix and are expressed as relative percent difference (RPD). Values which are less than five times the reporting limit for any individual parameter are evaluated by utilizing the absolute difference between the values; although the RPD value will be provided in the report.
SRM	- Standard Reference Material: A reference sample of a known or certified value that is of the same or similar matrix as the associated field samples.
STLP	- Semi-dynamic Tank Leaching Procedure per EPA Method 1315.
TEF	- Toxic Equivalency Factors: The values assigned to each dioxin and furan to evaluate their toxicity relative to 2,3,7,8-TCDD.
TEQ	- Toxic Equivalent: The measure of a sample's toxicity derived by multiplying each dioxin and furan by its corresponding TEF and then summing the resulting values.
TIC	- Tentatively Identified Compound: A compound that has been identified to be present and is not part of the target compound list (TCL) for the method and/or program. All TICs are qualitatively identified and reported as estimated concentrations.

Report Format: Data Usability Report

Project Name:	TROY MILLS LANDFILL SUPERFUND	**Lab Number:**	L2263820
Project Number:	04.0190987.33	**Report Date:**	12/21/22

Footnotes

1 - The reference for this analyte should be considered modified since this analyte is absent from the target analyte list of the original method.

Terms

Analytical Method: Both the document from which the method originates and the analytical reference method. (Example: EPA 8260B is shown as 1,8260B.) The codes for the reference method documents are provided in the References section of the Addendum.

Chlordane: The target compound Chlordane (CAS No. 57-74-9) is reported for GC ECD analyses. Per EPA,this compound "refers to a mixture of chlordane isomers, other chlorinated hydrocarbons and numerous other components." (Reference: USEPA Toxicological Review of Chlordane, In Support of Summary Information on the Integrated Risk Information System (IRIS), December 1997.)

Difference: With respect to Total Oxidizable Precursor (TOP) Assay analysis, the difference is defined as the Post-Treatment value minus the Pre-Treatment value.

Final pH: As it pertains to Sample Receipt & Container Information section of the report, Final pH reflects pH of container determined after adjustment at the laboratory, if applicable. If no adjustment required, value reflects Initial pH.

Frozen Date/Time: With respect to Volatile Organics in soil, Frozen Date/Time reflects the date/time at which associated Reagent Water-preserved vials were initially frozen. Note: If frozen date/time is beyond 48 hours from sample collection, value will be reflected in 'bold'.

Gasoline Range Organics (GRO): Gasoline Range Organics (GRO) results include all chromatographic peaks eluting from Methyl tert butyl ether through Naphthalene, with the exception of GRO analysis in support of State of Ohio programs, which includes all chromatographic peaks eluting from Hexane through Dodecane.

Initial pH: As it pertains to Sample Receipt & Container Information section of the report, Initial pH reflects pH of container determined upon receipt, if applicable.

PAH Total: With respect to Alkylated PAH analyses, the 'PAHs, Total' result is defined as the summation of results for all or a subset of the following compounds: Naphthalene, C1-C4 Naphthalenes, 2-Methylnaphthalene, 1-Methylnaphthalene, Biphenyl, Acenaphthylene, Acenaphthene, Fluorene, C1-C3 Fluorenes, Phenanthrene, C1-C4 Phenanthrenes/Anthracenes, Anthracene, Fluoranthene, Pyrene, C1-C4 Fluoranthenes/Pyrenes, Benz(a)anthracene, Chrysene, C1-C4 Chrysenes, Benzo(b)fluoranthene, Benzo(j)+(k)fluoranthene, Benzo(e)pyrene, Benzo(a)pyrene, Perylene, Indeno(1,2,3-cd)pyrene, Dibenz(ah)+(ac)anthracene, Benzo(g,h,i)perylene. If a 'Total' result is requested, the results of its individual components will also be reported.

PFAS Total: With respect to PFAS analyses, the 'PFAS, Total (5)' result is defined as the summation of results for: PFHpA, PFHxS, PFOA, PFNA and PFOS. In addition, the 'PFAS, Total (6)' result is defined as the summation of results for: PFHpA, PFHxS, PFOA, PFNA, PFDA and PFOS. For MassDEP DW compliance analysis only, the 'PFAS, Total (6)' result is defined as the summation of results at or above the RL. Note: If a 'Total' result is requested, the results of its individual components will also be reported.

Total: With respect to Organic analyses, a 'Total' result is defined as the summation of results for individual isomers or Aroclors. If a 'Total' result is requested, the results of its individual components will also be reported. This is applicable to 'Total' results for methods 8260, 8081 and 8082.

Data Qualifiers

A - Spectra identified as "Aldol Condensates" are byproducts of the extraction/concentration procedures when acetone is introduced in the process.

B - The analyte was detected above the reporting limit in the associated method blank. Flag only applies to associated field samples that have detectable concentrations of the analyte at less than ten times (10x) the concentration found in the blank. For MCP-related projects, flag only applies to associated field samples that have detectable concentrations of the analyte at less than ten times (10x) the concentration found in the blank. For DOD-related projects, flag only applies to associated field samples that have detectable concentrations of the analyte at less than ten times (10x) the concentration found in the blank AND the analyte was detected above one-half the reporting limit (or above the reporting limit for common lab contaminants) in the associated method blank. For NJ-Air-related projects, flag only applies to associated field samples that have detectable concentrations of the analyte above the reporting limit. For NJ-related projects (excluding Air), flag only applies to associated field samples that have detectable concentrations of the analyte, which was detected above the reporting limit in the associated method blank or above five times the reporting limit for common lab contaminants (Phthalates, Acetone, Methylene Chloride, 2-Butanone).

C - Co-elution: The target analyte co-elutes with a known lab standard (i.e. surrogate, internal standards, etc.) for co-extracted analyses.

D - Concentration of analyte was quantified from diluted analysis. Flag only applies to field samples that have detectable concentrations of the analyte.

E - Concentration of analyte exceeds the range of the calibration curve and/or linear range of the instrument.

F - The ratio of quantifier ion response to qualifier ion response falls outside of the laboratory criteria. Results are considered to be an estimated maximum concentration.

G - The concentration may be biased high due to matrix interferences (i.e, co-elution) with non-target compound(s). The result should be considered estimated.

H - The analysis of pH was performed beyond the regulatory-required holding time of 15 minutes from the time of sample collection.

I - The lower value for the two columns has been reported due to obvious interference.

J - Estimated value. This represents an estimated concentration for Tentatively Identified Compounds (TICs).

M - Reporting Limit (RL) exceeds the MCP CAM Reporting Limit for this analyte.

Report Format: Data Usability Report

Project Name:	TROY MILLS LANDFILL SUPERFUND	**Lab Number:**	L2263820
Project Number:	04.0190987.33	**Report Date:**	12/21/22

Data Qualifiers

ND - Not detected at the reporting limit (RL) for the sample.

NJ - Presumptive evidence of compound. This represents an estimated concentration for Tentatively Identified Compounds (TICs), where the identification is based on a mass spectral library search.

P - The RPD between the results for the two columns exceeds the method-specified criteria.

Q - The quality control sample exceeds the associated acceptance criteria. For DOD-related projects, LCS and/or Continuing Calibration Standard exceedences are also qualified on all associated sample results. Note: This flag is not applicable for matrix spike recoveries when the sample concentration is greater than 4x the spike added or for batch duplicate RPD when the sample concentrations are less than 5x the RL. (Metals only.)

R - Analytical results are from sample re-analysis.

RE - Analytical results are from sample re-extraction.

S - Analytical results are from modified screening analysis.

V - The surrogate associated with this target analyte has a recovery outside the QC acceptance limits. (Applicable to MassDEP DW Compliance samples only.)

Z - The batch matrix spike and/or duplicate associated with this target analyte has a recovery/RPD outside the QC acceptance limits. (Applicable to MassDEP DW Compliance samples only.)

Project Name:	TROY MILLS LANDFILL SUPERFUND	**Lab Number:**	L2263820
Project Number:	04.0190987.33	**Report Date:**	12/21/22

REFERENCES

134 Determination of Selected Perfluorinated Alkyl Acids in Drinking Water by Solid Phase Extraction and Liquid Chromatography/Tandem Mass Spectrometry (LC/MS/MS) using Isotope Dilution. Alpha SOP 23528.

LIMITATION OF LIABILITIES

Alpha Analytical performs services with reasonable care and diligence normal to the analytical testing laboratory industry. In the event of an error, the sole and exclusive responsibility of Alpha Analytical shall be to re-perform the work at it's own expense. In no event shall Alpha Analytical be held liable for any incidental, consequential or special damages, including but not limited to, damages in any way connected with the use of, interpretation of, information or analysis provided by Alpha Analytical.

We strongly urge our clients to comply with EPA protocol regarding sample volume, preservation, cooling, containers, sampling procedures, holding time and splitting of samples in the field.

Certification Information

The following analytes are not included in our Primary NELAP Scope of Accreditation:

Westborough Facility
EPA 624/624.1: m/p-xylene, o-xylene, Naphthalene
EPA 625/625.1: alpha-Terpineol
EPA 8260C/8260D: NPW: 1,2,4,5-Tetramethylbenzene; 4-Ethyltoluene, Azobenzene; SCM: Iodomethane (methyl iodide), 1,2,4,5-Tetramethylbenzene; 4-Ethyltoluene.
EPA 8270D/8270E: NPW: Dimethylnaphthalene,1,4-Diphenylhydrazine, alpha-Terpineol; SCM: Dimethylnaphthalene,1,4-Diphenylhydrazine.
SM4500: NPW: Amenable Cyanide; SCM: Total Phosphorus, TKN, NO2, NO3.

Mansfield Facility
SM 2540D: TSS
EPA 8082A: NPW: PCB: 1, 5, 31, 87,101, 110, 141, 151, 153, 180, 183, 187.
EPA TO-15: Halothane, 2,4,4-Trimethyl-2-pentene, 2,4,4-Trimethyl-1-pentene, Thiophene, 2-Methylthiophene, 3-Methylthiophene, 2-Ethylthiophene, 1,2,3-Trimethylbenzene, Indan, Indene, 1,2,4,5-Tetramethylbenzene, Benzothiophene, 1-Methylnaphthalene.
Biological Tissue Matrix: EPA 3050B

The following analytes are included in our Massachusetts DEP Scope of Accreditation

Westborough Facility:

Drinking Water
EPA 300.0: Chloride, Nitrate-N, Fluoride, Sulfate; **EPA 353.2**: Nitrate-N, Nitrite-N; **SM4500NO3-F**: Nitrate-N, Nitrite-N; **SM4500F-C, SM4500CN-CE, EPA 180.1, SM2130B, SM4500Cl-D, SM2320B, SM2540C, SM4500H-B, SM4500NO2-B**
EPA 332: Perchlorate; **EPA 524.2:** THMs and VOCs; **EPA 504.1:** EDB, DBCP.
Microbiology: **SM9215B; SM9223-P/A, SM9223B-Colilert-QT,SM9222D**.

Non-Potable Water
SM4500H,B, EPA 120.1, SM2510B, SM2540C, SM2320B, SM4500CL-E, SM4500F-BC, SM4500NH3-BH: Ammonia-N and Kjeldahl-N, **EPA 350.1**: Ammonia-N, **LACHAT 10-107-06-1-B**: Ammonia-N, **EPA 351.1, SM4500NO3-F, EPA 353.2**: Nitrate-N**, SM4500P-E, SM4500P-B, E, SM4500SO4-E, SM5220D, EPA 410.4, SM5210B, SM5310C, SM4500CL-D, EPA 1664, EPA 420.1, SM4500-CN-CE, SM2540D, EPA 300: Chloride, Sulfate, Nitrate.**
EPA 624.1: Volatile Halocarbons & Aromatics,
EPA 608.3: Chlordane, Toxaphene, Aldrin, alpha-BHC, beta-BHC, gamma-BHC, delta-BHC, Dieldrin, DDD, DDE, DDT, Endosulfan I, Endosulfan II, Endosulfan sulfate, Endrin, Endrin Aldehyde, Heptachlor, Heptachlor Epoxide, PCBs
EPA 625.1: SVOC (Acid/Base/Neutral Extractables), **EPA 600/4-81-045**: PCB-Oil.
Microbiology: **SM9223B-Colilert-QT; Enterolert-QT, SM9221E, EPA 1600, EPA 1603, SM9222D.**

Mansfield Facility:

Drinking Water
EPA 200.7: Al, Ba, Cd, Cr, Cu, Fe, Mn, Ni, Na, Ag, Ca, Zn. **EPA 200.8:** Al, Sb, As, Ba, Be, Cd, Cr, Cu, Pb, Mn, Ni, Se, Ag, TL, Zn. **EPA 245.1** Hg.
EPA 522, EPA 537.1.

Non-Potable Water
EPA 200.7: Al, Sb, As, Be, Cd, Ca, Cr, Co, Cu, Fe, Pb, Mg, Mn, Mo, Ni, K, Se, Ag, Na, Sr, TL, Ti, V, Zn.
EPA 200.8: Al, Sb**,** As, Be, Cd, Cr, Cu, Fe, Pb, Mn, Ni, K, Se, Ag, Na, TL, Zn.
EPA 245.1 Hg.
SM2340B

For a complete listing of analytes and methods, please contact your Alpha Project Manager.

CHAIN OF CUSTODY

PAGE 1 OF 2

Date Rec'd in Lab: 11/15/22

ALPHA Job #: L2263820

Westborough, MA
TEL: 508-898-9220
FAX: 508-898-9193

Mansfield, MA
TEL: 508-822-9300
FAX: 508-822-3288

Project Information

Project Name: Troy Mills Landfill Superfund

Project Location: Troy, NH

Project #: 04.0190987.33

Project Manager: Michael Summerlin

ALPHA Quote #: Contract #1081921

Report Information Data Deliverables

☐ FAX ☒ EMAIL

☒ ADEx ☐ Add'l Deliverables

Billing Information

☒ Same as Client info PO #: 2590-03 "T"

Regulatory Requirements/Report Limits

State/Fed Program	Criteria
NHDES	Sampling and Analysis Plan limits

Client Information

Client: NHDES

Address: 29 Hazen Drive

Concord, NH 03302

Phone: 603-271-3649

Fax:

Email: see comments

☐ These samples have been Previously analyzed by Alpha

Turn-Around Time

☒ Standard ☐ Rush (ONLY IF PRE-APPROVED)

Due Date: Time:

Other Project Specific Requirements/Comments/Detection Limits:

michael.d.summerlinjr@des.nh.gov. Please also email login receipts and lab reports to megan.murphy@gza.com and katherine.mcdonald@gza.com. Please provide excel files formatted for upload to the NHDES EMD and for GZA EQuIS upload.

Temperature Blank included in cooler.

ANALYSIS

SAMPLE HANDLING
Filtration
☐ Done
■ Not Needed
☐ Lab to do
Preservation
☐ Lab to do
(Please specify below)

ALPHA Lab ID (Lab Use Only)	Sample ID	Collection Date	Collection Time	Sample Matrix	Sampler's Initials	PFAS (NHDES Contract 40-compound List)	Sample Specific Comments	TOTAL # BOTTLES
63820-01	FIELD BLANK-MURPHY	11/07/22	12:45	AQ	MM	✔		1
-02	FIELD BLANK-BERGEN	11/07/22	14:25	AQ	MB	✔		1
-03	TRY_MW-202P	11/07/22	14:30	GW	MB	✔		2
-04	TRY_MW-602B	11/07/22	12:50	GW	MM	✔		2
-05	TRY_MW-501X	11/08/22	13:45	GW	MM	✔		2
-06	TRY_MW-501D	11/08/22	11:50	GW	MM	✔		2
-07	TRY_MW-601S	11/08/22	14:00	GW	MB	✔		2
-08	TRY_MW-601D	11/08/22	12:00	GW	MB	✔		2
-09	TRY_MW-102	11/09/22	12:40	GW	MM	✔		2
-10	TRY_M-1	11/09/22	12:45	GW	MB	✔		2

Please check appropriate boxes below

Container Type	P	-	-	-	-	-	-	-	-	-	-	-	
Preservative	A	-	-	-	-	-	-	-	-	-	-	-	

Relinquished By:	Date/Time	Received By:	Date/Time
[signature]	11/14/22 0845	[signature]	11/14/22 8:42
[signature] 18:30	11/14/22	[signature] AAL	11/14/22 18:30
[signature] AAL	11/14/22 20:20		
[signature]	11-15-22 9:05	R. MacDougall	11/15/22 0905
R. MacDougall	11/15/22 1000	[signature]	11/15/22 10:00

Please print clearly, legibly and completely. Samples can not be logged in and turnaround time clock will not start until any ambiguities are resolved. All samples submitted are subject to Alpha's Payment Terms.

FORM NO: 01-01(I-N,J)
Rev. 5-JAN-12

BR

CHAIN OF CUSTODY

PAGE 2 OF 2

ALPHA ANALYTICAL

Westborough, MA TEL: 508-898-9220 FAX: 508-898-9193
Mansfield, MA TEL: 508-822-9300 FAX: 508-822-3288

Date Rec'd in Lab: 11/15/22

ALPHA Job #: L2263820

Project Information

Project Name: Troy Mills Landfill Superfund
Project Location: Troy, NH
Project #: 04.0190987.33
Project Manager: Michael Summerlin
ALPHA Quote #: Contract #1081921

Report Information
☐ FAX
☒ ADEx

Data Deliverables
☒ EMAIL
☐ Add'l Deliverables

Billing Information
☒ Same as Client info
PO #: 2590-03 "T"

Regulatory Requirements/Report Limits

State/Fed Program	Criteria
NHDES	Sampling and Analysis Plan limits

Client Information

Client: NHDES
Address: 29 Hazen Drive
Concord, NH 03302
Phone: 603-271-3649
Fax:
Email: see comments
☐ These samples have been Previously analyzed by Alpha

Turn-Around Time

☒ Standard ☐ Rush (ONLY IF PRE-APPROVED)
Due Date: Time:

Other Project Specific Requirements/Comments/Detection Limits:

michael.d.summerlinjr@des.nh.gov. Please also email login receipts and lab reports to megan.murphy@gza.com and katherine.mcdonald@gza.com. Please provide excel files formatted for upload to the NHDES EMD and for GZA EQuIS upload.
Temperature Blank included in cooler.

ANALYSIS

SAMPLE HANDLING
Filtration
☐ Done
■ Not Needed
☐ Lab to do
Preservation
☐ Lab to do
(Please specify below)

Please check appropriate boxes below

ALPHA Lab ID (Lab Use Only)	Sample ID	Collection Date	Collection Time	Sample Matrix	Sampler's Initials	PFAS (NHDES Contract 40-compound List)	Sample Specific Comments	TOTAL # BOTTLES
63820-11	TRY_MW-201SX	11/10/22	09:55	GW	MB	✔		2
-12	TRY_MW-204	11/10/22	14:05	GW	MB	✔		2
-13	TRY_MW-204 DUP	11/10/22	14:05	GW	MB	✔		2
-14	TRY_MW-101D	11/10/22	10:00	GW	MM	✔		2
-15	TRY_MW-A28	11/10/22	14:00	GW	MM	✔		2

Container Type	P	-	-	-	-	-	-	-	-	-	-	-
Preservative	A	-	-	-	-	-	-	-	-	-	-	-

Relinquished By:	Date/Time	Received By:	Date/Time
[illegible]	11/14/22 0845	[illegible]	11/14/22 [illegible]
[illegible] 18:30	11/14/22	[illegible] AAL	11/14/22 18:30
[illegible] AAL	11/14/22 20:20		
[illegible]	11-15-22 9:05	R. MacDougall	11/15/22 0905
R. MacDougall	11/15/22 1000	[illegible]	11/15/22 10:00

Please print clearly, legibly and completely. Samples can not be logged in and turnaround time clock will not start until any ambiguities are resolved. All samples submitted are subject to Alpha's Payment Terms.

FORM NO: 01-01(A-J)
REV: 9-JAN-12

ANALYTICAL REPORT

Lab Number:	L2264711
Client:	GZA GeoEnvironmental, Inc. / NHDES PO Box 95 29 Hazen Drive Concord, NH 03302-0095
ATTN:	Michael Summerlin
Phone:	(603) 271-3649
Project Name:	TROY MILLS LANDFILL SUPERFUND
Project Number:	04.0190987.33
Report Date:	12/20/22

The original project report/data package is held by Alpha Analytical. This report/data package is paginated and should be reproduced only in its entirety. Alpha Analytical holds no responsibility for results and/or data that are not consistent with the original.

Certifications & Approvals: MA (M-MA030), NH NELAP (2062), CT (PH-0141), DoD (L2474), FL (E87814), IL (200081), LA (85084), ME (MA00030), MD (350), NJ (MA015), NY (11627), NC (685), OH (CL106), PA (68-02089), RI (LAO00299), TX (T104704419), VT (VT-0015), VA (460194), WA (C954), US Army Corps of Engineers, USDA (Permit #P330-17-00150), USFWS (Permit #206964).

320 Forbes Boulevard, Mansfield, MA 02048-1806
508-822-9300 (Fax) 508-822-3288 800-624-9220 - www.alphalab.com

Project Name: TROY MILLS LANDFILL SUPERFUND
Project Number: 04.0190987.33

Lab Number: L2264711
Report Date: 12/20/22

Alpha Sample ID	Client ID	Matrix	Sample Location	Collection Date/Time	Receive Date
L2264711-01	TRY_MW-903S	WATER	TROY, NH	11/14/22 14:35	11/16/22
L2264711-02	TRY_MW-601B	WATER	TROY, NH	11/14/22 15:00	11/16/22
L2264711-03	TRY_MW-205	WATER	TROY, NH	11/15/22 11:30	11/16/22
L2264711-04	TRY_MW-903B	WATER	TROY, NH	11/15/22 15:55	11/16/22
L2264711-05	TRY_MW-902S	WATER	TROY, NH	11/15/22 15:00	11/16/22
L2264711-06	TRY_MW-902B	WATER	TROY, NH	11/15/22 13:40	11/16/22
L2264711-07	EQUIP BLANK	WATER	TROY, NH	11/15/22 15:30	11/16/22
L2264711-08	TRY-MW-901S	WATER	TROY, NH	11/15/22 16:00	11/16/22
L2264711-09	TRY-MW-901B	WATER	TROY, NH	11/16/22 11:50	11/16/22

Project Name:	TROY MILLS LANDFILL SUPERFUND	**Lab Number:**	L2264711
Project Number:	04.0190987.33	**Report Date:**	12/20/22

Case Narrative

The samples were received in accordance with the Chain of Custody and no significant deviations were encountered during the preparation or analysis unless otherwise noted. Sample Receipt, Container Information, and the Chain of Custody are located at the back of the report.

Results contained within this report relate only to the samples submitted under this Alpha Lab Number and meet NELAP requirements for all NELAP accredited parameters unless otherwise noted in the following narrative. The data presented in this report is organized by parameter (i.e. VOC, SVOC, etc.). Sample specific Quality Control data (i.e. Surrogate Spike Recovery) is reported at the end of the target analyte list for each individual sample, followed by the Laboratory Batch Quality Control at the end of each parameter. Tentatively Identified Compounds (TICs), if requested, are reported for compounds identified to be present and are not part of the method/program Target Compound List, even if only a subset of the TCL are being reported. If a sample was re-analyzed or re-extracted due to a required quality control corrective action and if both sets of data are reported, the Laboratory ID of the re-analysis or re-extraction is designated with an "R" or "RE", respectively.

When multiple Batch Quality Control elements are reported (e.g. more than one LCS), the associated samples for each element are noted in the grey shaded header line of each data table. Any Laboratory Batch, Sample Specific % recovery or RPD value that is outside the listed Acceptance Criteria is bolded in the report. In reference to questions H (CAM) or 4 (RCP) when "NO" is checked, the performance criteria for CAM and RCP methods allow for some quality control failures to occur and still be within method compliance. In these instances, the specific failure is not narrated but noted in the associated QC Outlier Summary Report, located directly after the Case Narrative. QC information is also incorporated in the Data Usability Assessment table (Format 11) of our Data Merger tool, where it can be reviewed in conjunction with the sample result, associated regulatory criteria and any associated data usability implications.

Soil/sediments, solids and tissues are reported on a dry weight basis unless otherwise noted. Definitions of all data qualifiers and acronyms used in this report are provided in the Glossary located at the back of the report.

HOLD POLICY - For samples submitted on hold, Alpha's policy is to hold samples (with the exception of Air canisters) free of charge for 21 calendar days from the date the project is completed. After 21 calendar days, we will dispose of all samples submitted including those put on hold unless you have contacted your Alpha Project Manager and made arrangements for Alpha to continue to hold the samples. Air canisters will be disposed after 3 business days from the date the project is completed.

Please contact Project Management at 800-624-9220 with any questions.

Project Name:	TROY MILLS LANDFILL SUPERFUND	**Lab Number:**	L2264711
Project Number:	04.0190987.33	**Report Date:**	12/20/22

Case Narrative (continued)

Perfluorinated Alkyl Acids by Isotope Dilution

L2264711-01 through -09 and WG1716158-4: The MeOH fraction of the extraction is reported for the following compounds: Perfluorooctanesulfonamide (FOSA), N-Methyl Perfluorooctane Sulfonamide (NMeFOSA), N-Ethyl Perfluorooctane Sulfonamide (NEtFOSA), N-Methyl Perfluorooctanesulfonamido Ethanol (NMeFOSE), and N-Ethyl Perfluorooctanesulfonamido Ethanol (NEtFOSE) due to better extraction efficiency of the Surrogates (Extracted Internal Standards).

L2264711-01, -03, -04, -05, -07, -08, -09, WG1716158-2, WG1716158-4, and WG1716158-4 (MeOH): Extracted Internal Standard recoveries were outside the acceptance criteria for individual analytes. Please refer to the surrogate section of the report for details.

L2264711-03, -05, and -08: The samples were centrifuged and decanted prior to extraction due to sample matrix.

The WG1716158-2 LCS recovery, associated with L2264711-01 through -09, is above the acceptance criteria for nonafluoro-3,6-dioxaheptanoic acid (nfdha) (178%); however, the associated samples are non-detect to the RL for this target analyte. The results of the original analysis are reported.

I, the undersigned, attest under the pains and penalties of perjury that, to the best of my knowledge and belief and based upon my personal inquiry of those responsible for providing the information contained in this analytical report, such information is accurate and complete. This certificate of analysis is not complete unless this page accompanies any and all pages of this report.

Authorized Signature: Darian Dailey

Title: Technical Director/Representative

Date: 12/20/22

ORGANICS

SEMIVOLATILES

Project Name: TROY MILLS LANDFILL SUPERFUND **Lab Number:** L2264711

Project Number: 04.0190987.33 **Report Date:** 12/20/22

SAMPLE RESULTS

Lab ID: L2264711-01
Client ID: TRY_MW-903S
Sample Location: TROY, NH

Date Collected: 11/14/22 14:35
Date Received: 11/16/22
Field Prep: Not Specified

Sample Depth:
Matrix: Water
Analytical Method: 134,LCMSMS-ID
Analytical Date: 11/30/22 22:47
Analyst: AC

Extraction Method: ALPHA 23528
Extraction Date: 11/26/22 06:43

Parameter	Result	Qualifier	Units	RL	MDL	Dilution Factor
Perfluorinated Alkyl Acids by Isotope Dilution - Mansfield Lab						
Perfluorooctanesulfonamide (FOSA)	ND		ng/l	1.82	--	1
N-Methyl Perfluorooctane Sulfonamide (NMeFOSA)	ND		ng/l	18.2	--	1
N-Ethyl Perfluorooctane Sulfonamide (NEtFOSA)	ND		ng/l	18.2	--	1
N-Methyl Perfluorooctanesulfonamido Ethanol (NMeFOSE)	ND		ng/l	45.5	--	1
N-Ethyl Perfluorooctanesulfonamido Ethanol (NEtFOSE)	ND		ng/l	45.5	--	1

Surrogate (Extracted Internal Standard)	% Recovery	Qualifier	Acceptance Criteria
Perfluoro[13C8]Octanesulfonamide (M8FOSA)	77		5-112
N-Methyl-d3-Perfluoro-1-Octanesulfonamide (d3-NMeFOSA)	69		10-161
N-Ethyl-d5-Perfluoro-1-Octanesulfonamide (d5-NEtFOSA)	75		10-160
2-(N-Methyl-d3-Perfluoro-1-Octanesulfonamido)ethan-d4-ol (d7-NMeFOSE)	70		10-189
2-(N-Ethyl-d5-Perfluoro-1-Octanesulfonamido)ethan-d4-ol (d9-NEtFOSE)	69		10-187

Project Name: TROY MILLS LANDFILL SUPERFUND **Lab Number:** L2264711

Project Number: 04.0190987.33 **Report Date:** 12/20/22

SAMPLE RESULTS

Lab ID: L2264711-01
Client ID: TRY_MW-903S
Sample Location: TROY, NH

Date Collected: 11/14/22 14:35
Date Received: 11/16/22
Field Prep: Not Specified

Sample Depth:
Matrix: Water
Analytical Method: 134,LCMSMS-ID
Analytical Date: 12/17/22 04:08
Analyst: RS

Extraction Method: ALPHA 23528
Extraction Date: 11/26/22 06:43

Parameter	Result	Qualifier	Units	RL	MDL	Dilution Factor
Perfluorinated Alkyl Acids by Isotope Dilution - Mansfield Lab						
Perfluorobutanoic Acid (PFBA)	106		ng/l	1.82	--	1
Perfluoropentanoic Acid (PFPeA)	210		ng/l	1.82	--	1
Perfluorobutanesulfonic Acid (PFBS)	33.3		ng/l	1.82	--	1
1H,1H,2H,2H-Perfluorohexanesulfonic Acid (4:2FTS)	ND		ng/l	1.82	--	1
Perfluorohexanoic Acid (PFHxA)	328		ng/l	1.82	--	1
Perfluoropentanesulfonic Acid (PFPeS)	3.19		ng/l	1.82	--	1
Perfluoroheptanoic Acid (PFHpA)	485		ng/l	1.82	--	1
Perfluorohexanesulfonic Acid (PFHxS)	11.6		ng/l	1.82	--	1
Perfluorooctanoic Acid (PFOA)	894		ng/l	1.82	--	1
1H,1H,2H,2H-Perfluorooctanesulfonic Acid (6:2FTS)	ND		ng/l	1.82	--	1
Perfluoroheptanesulfonic Acid (PFHpS)	ND		ng/l	1.82	--	1
Perfluorononanoic Acid (PFNA)	14.0		ng/l	1.82	--	1
Perfluorooctanesulfonic Acid (PFOS)	10.1		ng/l	1.82	--	1
Perfluorodecanoic Acid (PFDA)	ND		ng/l	1.82	--	1
1H,1H,2H,2H-Perfluorodecanesulfonic Acid (8:2FTS)	ND		ng/l	1.82	--	1
Perfluorononanesulfonic Acid (PFNS)	ND		ng/l	1.82	--	1
N-Methyl Perfluorooctanesulfonamidoacetic Acid (NMeFOSAA)	ND		ng/l	1.82	--	1
Perfluoroundecanoic Acid (PFUnA)	ND		ng/l	1.82	--	1
Perfluorodecanesulfonic Acid (PFDS)	ND		ng/l	1.82	--	1
N-Ethyl Perfluorooctanesulfonamidoacetic Acid (NEtFOSAA)	ND		ng/l	1.82	--	1
Perfluorododecanoic Acid (PFDoA)	ND		ng/l	1.82	--	1
Perfluorotridecanoic Acid (PFTrDA)	ND		ng/l	1.82	--	1
Perfluorotetradecanoic Acid (PFTA)	ND		ng/l	1.82	--	1
2,3,3,3-Tetrafluoro-2-[1,1,2,2,3,3,3-Heptafluoropropoxy]-Propanoic Acid (HFPO-DA)	ND		ng/l	45.5	--	1
4,8-Dioxa-3h-Perfluorononanoic Acid (ADONA)	ND		ng/l	1.82	--	1
Perfluorohexadecanoic Acid (PFHxDA)	ND		ng/l	3.64	--	1
Perfluorooctadecanoic Acid (PFODA)	ND		ng/l	3.64	--	1

Project Name: TROY MILLS LANDFILL SUPERFUND **Lab Number:** L2264711

Project Number: 04.0190987.33 **Report Date:** 12/20/22

SAMPLE RESULTS

Lab ID: L2264711-01 Date Collected: 11/14/22 14:35

Client ID: TRY_MW-903S Date Received: 11/16/22

Sample Location: TROY, NH Field Prep: Not Specified

Sample Depth:

Parameter	Result	Qualifier	Units	RL	MDL	Dilution Factor
Perfluorinated Alkyl Acids by Isotope Dilution - Mansfield Lab						
Perfluorododecane Sulfonic Acid (PFDoDS)	ND		ng/l	1.82	--	1
1H,1H,2H,2H-Perfluorododecanesulfonic Acid (10:2FTS)	ND		ng/l	4.55	--	1
9-Chlorohexadecafluoro-3-Oxanone-1-Sulfonic Acid (9Cl-PF3ONS)	ND		ng/l	1.82	--	1
11-Chloroeicosafluoro-3-Oxaundecane-1-Sulfonic Acid (11Cl-PF3OUdS)	ND		ng/l	1.82	--	1
Perfluoro-3-Methoxypropanoic Acid (PFMPA)	ND		ng/l	1.82	--	1
Perfluoro-4-Methoxybutanoic Acid (PFMBA)	ND		ng/l	1.82	--	1
Perfluoro(2-Ethoxyethane)Sulfonic Acid (PFEESA)	ND		ng/l	1.82	--	1
Nonafluoro-3,6-Dioxaheptanoic Acid (NFDHA)	ND		ng/l	1.82	--	1

Surrogate (Extracted Internal Standard)	% Recovery	Qualifier	Acceptance Criteria
Perfluoro[13C4]Butanoic Acid (MPFBA)	95		58-132
Perfluoro[13C5]Pentanoic Acid (M5PFPEA)	105		62-163
Perfluoro[2,3,4-13C3]Butanesulfonic Acid (M3PFBS)	79		70-131
1H,1H,2H,2H-Perfluoro[1,2-13C2]Hexanesulfonic Acid (M2-4:2FTS)	**172**	Q	12-142
Perfluoro[1,2,3,4,6-13C5]Hexanoic Acid (M5PFHxA)	99		57-129
Perfluoro[1,2,3,4-13C4]Heptanoic Acid (M4PFHpA)	97		60-129
Perfluoro[1,2,3-13C3]Hexanesulfonic Acid (M3PFHxS)	81		71-134
Perfluoro[13C8]Octanoic Acid (M8PFOA)	96		62-129
1H,1H,2H,2H-Perfluoro[1,2-13C2]Octanesulfonic Acid (M2-6:2FTS)	128		14-147
Perfluoro[13C9]Nonanoic Acid (M9PFNA)	128		59-139
Perfluoro[13C8]Octanesulfonic Acid (M8PFOS)	87		69-131
Perfluoro[1,2,3,4,5,6-13C6]Decanoic Acid (M6PFDA)	86		62-124
1H,1H,2H,2H-Perfluoro[1,2-13C2]Decanesulfonic Acid (M2-8:2FTS)	113		10-162
N-Deuteriomethylperfluoro-1-octanesulfonamidoacetic Acid (d3-NMeFOSAA)	74		24-116
Perfluoro[1,2,3,4,5,6,7-13C7]Undecanoic Acid (M7-PFUDA)	98		55-137
N-Deuterioethylperfluoro-1-octanesulfonamidoacetic Acid (d5-NEtFOSAA)	99		27-126
Perfluoro[1,2-13C2]Dodecanoic Acid (MPFDOA)	84		48-131
Perfluoro[1,2-13C2]Tetradecanoic Acid (M2PFTEDA)	85		22-136
2,3,3,3-Tetrafluoro-2-[1,1,2,2,3,3,3-Heptafluoropropoxy]-13C3-Propanoic Acid (M3HFPO-DA)	131		10-165
Perfluoro[13C2]Hexadecanoic Acid (M2PFHxDA)	73		10-206
1H,1H,2H,2H-Perfluorododecane Sulfonate (M2D4-10:2FTS)	**151**	Q	50-150

Project Name: TROY MILLS LANDFILL SUPERFUND **Lab Number:** L2264711

Project Number: 04.0190987.33 **Report Date:** 12/20/22

SAMPLE RESULTS

Lab ID: L2264711-02
Client ID: TRY_MW-601B
Sample Location: TROY, NH

Date Collected: 11/14/22 15:00
Date Received: 11/16/22
Field Prep: Not Specified

Sample Depth:
Matrix: Water
Analytical Method: 134,LCMSMS-ID
Analytical Date: 11/30/22 09:43
Analyst: RS

Extraction Method: ALPHA 23528
Extraction Date: 11/26/22 06:43

Parameter	Result	Qualifier	Units	RL	MDL	Dilution Factor
Perfluorinated Alkyl Acids by Isotope Dilution - Mansfield Lab						
Perfluorobutanoic Acid (PFBA)	38.8		ng/l	1.90	--	1
Perfluoropentanoic Acid (PFPeA)	8.80		ng/l	1.90	--	1
Perfluorobutanesulfonic Acid (PFBS)	2.34		ng/l	1.90	--	1
1H,1H,2H,2H-Perfluorohexanesulfonic Acid (4:2FTS)	ND		ng/l	1.90	--	1
Perfluorohexanoic Acid (PFHxA)	4.00		ng/l	1.90	--	1
Perfluoropentanesulfonic Acid (PFPeS)	ND		ng/l	1.90	--	1
Perfluoroheptanoic Acid (PFHpA)	2.39		ng/l	1.90	--	1
Perfluorohexanesulfonic Acid (PFHxS)	ND		ng/l	1.90	--	1
Perfluorooctanoic Acid (PFOA)	20.7		ng/l	1.90	--	1
1H,1H,2H,2H-Perfluorooctanesulfonic Acid (6:2FTS)	12.9		ng/l	1.90	--	1
Perfluoroheptanesulfonic Acid (PFHpS)	ND		ng/l	1.90	--	1
Perfluorononanoic Acid (PFNA)	ND		ng/l	1.90	--	1
Perfluorooctanesulfonic Acid (PFOS)	ND		ng/l	1.90	--	1
Perfluorodecanoic Acid (PFDA)	ND		ng/l	1.90	--	1
1H,1H,2H,2H-Perfluorodecanesulfonic Acid (8:2FTS)	ND		ng/l	1.90	--	1
Perfluorononanesulfonic Acid (PFNS)	ND		ng/l	1.90	--	1
N-Methyl Perfluorooctanesulfonamidoacetic Acid (NMeFOSAA)	ND		ng/l	1.90	--	1
Perfluoroundecanoic Acid (PFUnA)	ND		ng/l	1.90	--	1
Perfluorodecanesulfonic Acid (PFDS)	ND		ng/l	1.90	--	1
N-Ethyl Perfluorooctanesulfonamidoacetic Acid (NEtFOSAA)	ND		ng/l	1.90	--	1
Perfluorododecanoic Acid (PFDoA)	ND		ng/l	1.90	--	1
Perfluorotridecanoic Acid (PFTrDA)	ND		ng/l	1.90	--	1
Perfluorotetradecanoic Acid (PFTA)	ND		ng/l	1.90	--	1
2,3,3,3-Tetrafluoro-2-[1,1,2,2,3,3,3-Heptafluoropropoxy]-Propanoic Acid (HFPO-DA)	ND		ng/l	47.5	--	1
4,8-Dioxa-3h-Perfluorononanoic Acid (ADONA)	ND		ng/l	1.90	--	1
Perfluorohexadecanoic Acid (PFHxDA)	ND		ng/l	3.80	--	1
Perfluorooctadecanoic Acid (PFODA)	ND		ng/l	3.80	--	1

Project Name: TROY MILLS LANDFILL SUPERFUND **Lab Number:** L2264711

Project Number: 04.0190987.33 **Report Date:** 12/20/22

SAMPLE RESULTS

Lab ID: L2264711-02 Date Collected: 11/14/22 15:00

Client ID: TRY_MW-601B Date Received: 11/16/22

Sample Location: TROY, NH Field Prep: Not Specified

Sample Depth:

Parameter	Result	Qualifier	Units	RL	MDL	Dilution Factor
Perfluorinated Alkyl Acids by Isotope Dilution - Mansfield Lab						
Perfluorododecane Sulfonic Acid (PFDoDS)	ND		ng/l	1.90	--	1
1H,1H,2H,2H-Perfluorododecanesulfonic Acid (10:2FTS)	ND		ng/l	4.75	--	1
9-Chlorohexadecafluoro-3-Oxanone-1-Sulfonic Acid (9Cl-PF3ONS)	ND		ng/l	1.90	--	1
11-Chloroeicosafluoro-3-Oxaundecane-1-Sulfonic Acid (11Cl-PF3OUdS)	ND		ng/l	1.90	--	1
Perfluoro-3-Methoxypropanoic Acid (PFMPA)	ND		ng/l	1.90	--	1
Perfluoro-4-Methoxybutanoic Acid (PFMBA)	ND		ng/l	1.90	--	1
Perfluoro(2-Ethoxyethane)Sulfonic Acid (PFEESA)	ND		ng/l	1.90	--	1
Nonafluoro-3,6-Dioxaheptanoic Acid (NFDHA)	ND		ng/l	1.90	--	1

Surrogate (Extracted Internal Standard)	% Recovery	Qualifier	Acceptance Criteria
Perfluoro[13C4]Butanoic Acid (MPFBA)	90		58-132
Perfluoro[13C5]Pentanoic Acid (M5PFPEA)	102		62-163
Perfluoro[2,3,4-13C3]Butanesulfonic Acid (M3PFBS)	95		70-131
1H,1H,2H,2H-Perfluoro[1,2-13C2]Hexanesulfonic Acid (M2-4:2FTS)	111		12-142
Perfluoro[1,2,3,4,6-13C5]Hexanoic Acid (M5PFHxA)	97		57-129
Perfluoro[1,2,3,4-13C4]Heptanoic Acid (M4PFHpA)	92		60-129
Perfluoro[1,2,3-13C3]Hexanesulfonic Acid (M3PFHxS)	98		71-134
Perfluoro[13C8]Octanoic Acid (M8PFOA)	92		62-129
1H,1H,2H,2H-Perfluoro[1,2-13C2]Octanesulfonic Acid (M2-6:2FTS)	106		14-147
Perfluoro[13C9]Nonanoic Acid (M9PFNA)	88		59-139
Perfluoro[13C8]Octanesulfonic Acid (M8PFOS)	89		69-131
Perfluoro[1,2,3,4,5,6-13C6]Decanoic Acid (M6PFDA)	93		62-124
1H,1H,2H,2H-Perfluoro[1,2-13C2]Decanesulfonic Acid (M2-8:2FTS)	102		10-162
N-Deuteriomethylperfluoro-1-octanesulfonamidoacetic Acid (d3-NMeFOSAA)	71		24-116
Perfluoro[1,2,3,4,5,6,7-13C7]Undecanoic Acid (M7-PFUDA)	94		55-137
N-Deuterioethylperfluoro-1-octanesulfonamidoacetic Acid (d5-NEtFOSAA)	71		27-126
Perfluoro[1,2-13C2]Dodecanoic Acid (MPFDOA)	99		48-131
Perfluoro[1,2-13C2]Tetradecanoic Acid (M2PFTEDA)	82		22-136
2,3,3,3-Tetrafluoro-2-[1,1,2,2,3,3,3-Heptafluoropropoxy]-13C3-Propanoic Acid (M3HFPO-DA)	96		10-165
Perfluoro[13C2]Hexadecanoic Acid (M2PFHxDA)	102		10-206
1H,1H,2H,2H-Perfluorododecane Sulfonate (M2D4-10:2FTS)	145		50-150

Project Name: TROY MILLS LANDFILL SUPERFUND **Lab Number:** L2264711

Project Number: 04.0190987.33 **Report Date:** 12/20/22

SAMPLE RESULTS

Lab ID: L2264711-02
Client ID: TRY_MW-601B
Sample Location: TROY, NH

Date Collected: 11/14/22 15:00
Date Received: 11/16/22
Field Prep: Not Specified

Sample Depth:
Matrix: Water
Analytical Method: 134,LCMSMS-ID
Analytical Date: 11/30/22 22:53
Analyst: AC

Extraction Method: ALPHA 23528
Extraction Date: 11/26/22 06:43

Parameter	Result	Qualifier	Units	RL	MDL	Dilution Factor
Perfluorinated Alkyl Acids by Isotope Dilution - Mansfield Lab						
Perfluorooctanesulfonamide (FOSA)	ND		ng/l	1.90	--	1
N-Methyl Perfluorooctane Sulfonamide (NMeFOSA)	ND		ng/l	19.0	--	1
N-Ethyl Perfluorooctane Sulfonamide (NEtFOSA)	ND		ng/l	19.0	--	1
N-Methyl Perfluorooctanesulfonamido Ethanol (NMeFOSE)	ND		ng/l	47.5	--	1
N-Ethyl Perfluorooctanesulfonamido Ethanol (NEtFOSE)	ND		ng/l	47.5	--	1

Surrogate (Extracted Internal Standard)	% Recovery	Qualifier	Acceptance Criteria
Perfluoro[13C8]Octanesulfonamide (M8FOSA)	74		5-112
N-Methyl-d3-Perfluoro-1-Octanesulfonamide (d3-NMeFOSA)	74		10-161
N-Ethyl-d5-Perfluoro-1-Octanesulfonamide (d5-NEtFOSA)	83		10-160
2-(N-Methyl-d3-Perfluoro-1-Octanesulfonamido)ethan-d4-ol (d7-NMeFOSE)	75		10-189
2-(N-Ethyl-d5-Perfluoro-1-Octanesulfonamido)ethan-d4-ol (d9-NEtFOSE)	78		10-187

Project Name: TROY MILLS LANDFILL SUPERFUND **Lab Number:** L2264711

Project Number: 04.0190987.33 **Report Date:** 12/20/22

SAMPLE RESULTS

Lab ID: L2264711-03
Client ID: TRY_MW-205
Sample Location: TROY, NH

Date Collected: 11/15/22 11:30
Date Received: 11/16/22
Field Prep: Not Specified

Sample Depth:
Matrix: Water
Analytical Method: 134,LCMSMS-ID
Analytical Date: 11/30/22 23:06
Analyst: AC

Extraction Method: ALPHA 23528
Extraction Date: 11/26/22 06:43

Parameter	Result	Qualifier	Units	RL	MDL	Dilution Factor
Perfluorinated Alkyl Acids by Isotope Dilution - Mansfield Lab						
Perfluorooctanesulfonamide (FOSA)	ND		ng/l	1.92	--	1
N-Methyl Perfluorooctane Sulfonamide (NMeFOSA)	ND		ng/l	19.2	--	1
N-Ethyl Perfluorooctane Sulfonamide (NEtFOSA)	ND		ng/l	19.2	--	1
N-Methyl Perfluorooctanesulfonamido Ethanol (NMeFOSE)	ND		ng/l	48.1	--	1
N-Ethyl Perfluorooctanesulfonamido Ethanol (NEtFOSE)	ND		ng/l	48.1	--	1

Surrogate (Extracted Internal Standard)	% Recovery	Qualifier	Acceptance Criteria
Perfluoro[13C8]Octanesulfonamide (M8FOSA)	61		5-112
N-Methyl-d3-Perfluoro-1-Octanesulfonamide (d3-NMeFOSA)	58		10-161
N-Ethyl-d5-Perfluoro-1-Octanesulfonamide (d5-NEtFOSA)	63		10-160
2-(N-Methyl-d3-Perfluoro-1-Octanesulfonamido)ethan-d4-ol (d7-NMeFOSE)	58		10-189
2-(N-Ethyl-d5-Perfluoro-1-Octanesulfonamido)ethan-d4-ol (d9-NEtFOSE)	59		10-187

Project Name: TROY MILLS LANDFILL SUPERFUND **Lab Number:** L2264711

Project Number: 04.0190987.33 **Report Date:** 12/20/22

SAMPLE RESULTS

Lab ID: L2264711-03
Client ID: TRY_MW-205
Sample Location: TROY, NH

Date Collected: 11/15/22 11:30
Date Received: 11/16/22
Field Prep: Not Specified

Sample Depth:
Matrix: Water
Analytical Method: 134,LCMSMS-ID
Analytical Date: 12/17/22 04:25
Analyst: RS

Extraction Method: ALPHA 23528
Extraction Date: 11/26/22 06:43

Parameter	Result	Qualifier	Units	RL	MDL	Dilution Factor
Perfluorinated Alkyl Acids by Isotope Dilution - Mansfield Lab						
Perfluorobutanoic Acid (PFBA)	40.0		ng/l	1.92	--	1
Perfluoropentanoic Acid (PFPeA)	74.5		ng/l	1.92	--	1
Perfluorobutanesulfonic Acid (PFBS)	12.0		ng/l	1.92	--	1
1H,1H,2H,2H-Perfluorohexanesulfonic Acid (4:2FTS)	ND		ng/l	1.92	--	1
Perfluorohexanoic Acid (PFHxA)	105		ng/l	1.92	--	1
Perfluoropentanesulfonic Acid (PFPeS)	ND		ng/l	1.92	--	1
Perfluoroheptanoic Acid (PFHpA)	151		ng/l	1.92	--	1
Perfluorohexanesulfonic Acid (PFHxS)	5.46		ng/l	1.92	--	1
Perfluorooctanoic Acid (PFOA)	310		ng/l	1.92	--	1
1H,1H,2H,2H-Perfluorooctanesulfonic Acid (6:2FTS)	1.96		ng/l	1.92	--	1
Perfluoroheptanesulfonic Acid (PFHpS)	ND		ng/l	1.92	--	1
Perfluorononanoic Acid (PFNA)	6.55		ng/l	1.92	--	1
Perfluorooctanesulfonic Acid (PFOS)	4.12		ng/l	1.92	--	1
Perfluorodecanoic Acid (PFDA)	ND		ng/l	1.92	--	1
1H,1H,2H,2H-Perfluorodecanesulfonic Acid (8:2FTS)	ND		ng/l	1.92	--	1
Perfluorononanesulfonic Acid (PFNS)	ND		ng/l	1.92	--	1
N-Methyl Perfluorooctanesulfonamidoacetic Acid (NMeFOSAA)	ND		ng/l	1.92	--	1
Perfluoroundecanoic Acid (PFUnA)	ND		ng/l	1.92	--	1
Perfluorodecanesulfonic Acid (PFDS)	ND		ng/l	1.92	--	1
N-Ethyl Perfluorooctanesulfonamidoacetic Acid (NEtFOSAA)	ND		ng/l	1.92	--	1
Perfluorododecanoic Acid (PFDoA)	ND		ng/l	1.92	--	1
Perfluorotridecanoic Acid (PFTrDA)	ND		ng/l	1.92	--	1
Perfluorotetradecanoic Acid (PFTA)	ND		ng/l	1.92	--	1
2,3,3,3-Tetrafluoro-2-[1,1,2,2,3,3,3-Heptafluoropropoxy]-Propanoic Acid (HFPO-DA)	ND		ng/l	48.1	--	1
4,8-Dioxa-3h-Perfluorononanoic Acid (ADONA)	ND		ng/l	1.92	--	1
Perfluorohexadecanoic Acid (PFHxDA)	ND		ng/l	3.85	--	1
Perfluorooctadecanoic Acid (PFODA)	ND		ng/l	3.85	--	1

Project Name: TROY MILLS LANDFILL SUPERFUND **Lab Number:** L2264711

Project Number: 04.0190987.33 **Report Date:** 12/20/22

SAMPLE RESULTS

Lab ID: L2264711-03 Date Collected: 11/15/22 11:30

Client ID: TRY_MW-205 Date Received: 11/16/22

Sample Location: TROY, NH Field Prep: Not Specified

Sample Depth:

Parameter	Result	Qualifier	Units	RL	MDL	Dilution Factor
Perfluorinated Alkyl Acids by Isotope Dilution - Mansfield Lab						
Perfluorododecane Sulfonic Acid (PFDoDS)	ND		ng/l	1.92	--	1
1H,1H,2H,2H-Perfluorododecanesulfonic Acid (10:2FTS)	ND		ng/l	4.81	--	1
9-Chlorohexadecafluoro-3-Oxanone-1-Sulfonic Acid (9Cl-PF3ONS)	ND		ng/l	1.92	--	1
11-Chloroeicosafluoro-3-Oxaundecane-1-Sulfonic Acid (11Cl-PF3OUdS)	ND		ng/l	1.92	--	1
Perfluoro-3-Methoxypropanoic Acid (PFMPA)	ND		ng/l	1.92	--	1
Perfluoro-4-Methoxybutanoic Acid (PFMBA)	ND		ng/l	1.92	--	1
Perfluoro(2-Ethoxyethane)Sulfonic Acid (PFEESA)	ND		ng/l	1.92	--	1
Nonafluoro-3,6-Dioxaheptanoic Acid (NFDHA)	ND		ng/l	1.92	--	1

Surrogate (Extracted Internal Standard)	% Recovery	Qualifier	Acceptance Criteria
Perfluoro[13C4]Butanoic Acid (MPFBA)	98		58-132
Perfluoro[13C5]Pentanoic Acid (M5PFPEA)	110		62-163
Perfluoro[2,3,4-13C3]Butanesulfonic Acid (M3PFBS)	89		70-131
1H,1H,2H,2H-Perfluoro[1,2-13C2]Hexanesulfonic Acid (M2-4:2FTS)	**235**	Q	12-142
Perfluoro[1,2,3,4,6-13C5]Hexanoic Acid (M5PFHxA)	85		57-129
Perfluoro[1,2,3,4-13C4]Heptanoic Acid (M4PFHpA)	90		60-129
Perfluoro[1,2,3-13C3]Hexanesulfonic Acid (M3PFHxS)	91		71-134
Perfluoro[13C8]Octanoic Acid (M8PFOA)	95		62-129
1H,1H,2H,2H-Perfluoro[1,2-13C2]Octanesulfonic Acid (M2-6:2FTS)	**243**	Q	14-147
Perfluoro[13C9]Nonanoic Acid (M9PFNA)	95		59-139
Perfluoro[13C8]Octanesulfonic Acid (M8PFOS)	90		69-131
Perfluoro[1,2,3,4,5,6-13C6]Decanoic Acid (M6PFDA)	89		62-124
1H,1H,2H,2H-Perfluoro[1,2-13C2]Decanesulfonic Acid (M2-8:2FTS)	145		10-162
N-Deuteriomethylperfluoro-1-octanesulfonamidoacetic Acid (d3-NMeFOSAA)	92		24-116
Perfluoro[1,2,3,4,5,6,7-13C7]Undecanoic Acid (M7-PFUDA)	92		55-137
N-Deuterioethylperfluoro-1-octanesulfonamidoacetic Acid (d5-NEtFOSAA)	105		27-126
Perfluoro[1,2-13C2]Dodecanoic Acid (MPFDOA)	71		48-131
Perfluoro[1,2-13C2]Tetradecanoic Acid (M2PFTEDA)	83		22-136
2,3,3,3-Tetrafluoro-2-[1,1,2,2,3,3,3-Heptafluoropropoxy]-13C3-Propanoic Acid (M3HFPO-DA)	129		10-165
Perfluoro[13C2]Hexadecanoic Acid (M2PFHxDA)	88		10-206
1H,1H,2H,2H-Perfluorododecane Sulfonate (M2D4-10:2FTS)	139		50-150

Project Name: TROY MILLS LANDFILL SUPERFUND **Lab Number:** L2264711

Project Number: 04.0190987.33 **Report Date:** 12/20/22

SAMPLE RESULTS

Lab ID: L2264711-04
Client ID: TRY_MW-903B
Sample Location: TROY, NH

Date Collected: 11/15/22 15:55
Date Received: 11/16/22
Field Prep: Not Specified

Sample Depth:
Matrix: Water
Analytical Method: 134,LCMSMS-ID
Analytical Date: 11/30/22 23:12
Analyst: AC

Extraction Method: ALPHA 23528
Extraction Date: 11/26/22 06:43

Parameter	Result	Qualifier	Units	RL	MDL	Dilution Factor
Perfluorinated Alkyl Acids by Isotope Dilution - Mansfield Lab						
Perfluorooctanesulfonamide (FOSA)	ND		ng/l	2.00	--	1
N-Methyl Perfluorooctane Sulfonamide (NMeFOSA)	ND		ng/l	20.0	--	1
N-Ethyl Perfluorooctane Sulfonamide (NEtFOSA)	ND		ng/l	20.0	--	1
N-Methyl Perfluorooctanesulfonamido Ethanol (NMeFOSE)	ND		ng/l	49.9	--	1
N-Ethyl Perfluorooctanesulfonamido Ethanol (NEtFOSE)	ND		ng/l	49.9	--	1

Surrogate (Extracted Internal Standard)	% Recovery	Qualifier	Acceptance Criteria
Perfluoro[13C8]Octanesulfonamide (M8FOSA)	73		5-112
N-Methyl-d3-Perfluoro-1-Octanesulfonamide (d3-NMeFOSA)	55		10-161
N-Ethyl-d5-Perfluoro-1-Octanesulfonamide (d5-NEtFOSA)	73		10-160
2-(N-Methyl-d3-Perfluoro-1-Octanesulfonamido)ethan-d4-ol (d7-NMeFOSE)	50		10-189
2-(N-Ethyl-d5-Perfluoro-1-Octanesulfonamido)ethan-d4-ol (d9-NEtFOSE)	75		10-187

Project Name: TROY MILLS LANDFILL SUPERFUND **Lab Number:** L2264711

Project Number: 04.0190987.33 **Report Date:** 12/20/22

SAMPLE RESULTS

Lab ID: L2264711-04
Client ID: TRY_MW-903B
Sample Location: TROY, NH

Date Collected: 11/15/22 15:55
Date Received: 11/16/22
Field Prep: Not Specified

Sample Depth:
Matrix: Water
Analytical Method: 134,LCMSMS-ID
Analytical Date: 12/17/22 04:58
Analyst: RS

Extraction Method: ALPHA 23528
Extraction Date: 11/26/22 06:43

Parameter	Result	Qualifier	Units	RL	MDL	Dilution Factor
Perfluorinated Alkyl Acids by Isotope Dilution - Mansfield Lab						
Perfluorobutanoic Acid (PFBA)	13.5		ng/l	2.00	--	1
Perfluoropentanoic Acid (PFPeA)	4.01		ng/l	2.00	--	1
Perfluorobutanesulfonic Acid (PFBS)	ND		ng/l	2.00	--	1
1H,1H,2H,2H-Perfluorohexanesulfonic Acid (4:2FTS)	ND		ng/l	2.00	--	1
Perfluorohexanoic Acid (PFHxA)	ND		ng/l	2.00	--	1
Perfluoropentanesulfonic Acid (PFPeS)	ND		ng/l	2.00	--	1
Perfluoroheptanoic Acid (PFHpA)	ND		ng/l	2.00	--	1
Perfluorohexanesulfonic Acid (PFHxS)	ND		ng/l	2.00	--	1
Perfluorooctanoic Acid (PFOA)	ND		ng/l	2.00	--	1
1H,1H,2H,2H-Perfluorooctanesulfonic Acid (6:2FTS)	5.48		ng/l	2.00	--	1
Perfluoroheptanesulfonic Acid (PFHpS)	ND		ng/l	2.00	--	1
Perfluorononanoic Acid (PFNA)	ND		ng/l	2.00	--	1
Perfluorooctanesulfonic Acid (PFOS)	ND		ng/l	2.00	--	1
Perfluorodecanoic Acid (PFDA)	ND		ng/l	2.00	--	1
1H,1H,2H,2H-Perfluorodecanesulfonic Acid (8:2FTS)	ND		ng/l	2.00	--	1
Perfluorononanesulfonic Acid (PFNS)	ND		ng/l	2.00	--	1
N-Methyl Perfluorooctanesulfonamidoacetic Acid (NMeFOSAA)	ND		ng/l	2.00	--	1
Perfluoroundecanoic Acid (PFUnA)	ND		ng/l	2.00	--	1
Perfluorodecanesulfonic Acid (PFDS)	ND		ng/l	2.00	--	1
N-Ethyl Perfluorooctanesulfonamidoacetic Acid (NEtFOSAA)	ND		ng/l	2.00	--	1
Perfluorododecanoic Acid (PFDoA)	ND		ng/l	2.00	--	1
Perfluorotridecanoic Acid (PFTrDA)	ND		ng/l	2.00	--	1
Perfluorotetradecanoic Acid (PFTA)	ND		ng/l	2.00	--	1
2,3,3,3-Tetrafluoro-2-[1,1,2,2,3,3,3-Heptafluoropropoxy]-Propanoic Acid (HFPO-DA)	ND		ng/l	49.9	--	1
4,8-Dioxa-3h-Perfluorononanoic Acid (ADONA)	ND		ng/l	2.00	--	1
Perfluorohexadecanoic Acid (PFHxDA)	ND		ng/l	3.99	--	1
Perfluorooctadecanoic Acid (PFODA)	ND		ng/l	3.99	--	1

Project Name: TROY MILLS LANDFILL SUPERFUND **Lab Number:** L2264711

Project Number: 04.0190987.33 **Report Date:** 12/20/22

SAMPLE RESULTS

Lab ID: L2264711-04 Date Collected: 11/15/22 15:55

Client ID: TRY_MW-903B Date Received: 11/16/22

Sample Location: TROY, NH Field Prep: Not Specified

Sample Depth:

Parameter	Result	Qualifier	Units	RL	MDL	Dilution Factor
Perfluorinated Alkyl Acids by Isotope Dilution - Mansfield Lab						
Perfluorododecane Sulfonic Acid (PFDoDS)	ND		ng/l	2.00	--	1
1H,1H,2H,2H-Perfluorododecanesulfonic Acid (10:2FTS)	ND		ng/l	4.99	--	1
9-Chlorohexadecafluoro-3-Oxanone-1-Sulfonic Acid (9Cl-PF3ONS)	ND		ng/l	2.00	--	1
11-Chloroeicosafluoro-3-Oxaundecane-1-Sulfonic Acid (11Cl-PF3OUdS)	ND		ng/l	2.00	--	1
Perfluoro-3-Methoxypropanoic Acid (PFMPA)	ND		ng/l	2.00	--	1
Perfluoro-4-Methoxybutanoic Acid (PFMBA)	ND		ng/l	2.00	--	1
Perfluoro(2-Ethoxyethane)Sulfonic Acid (PFEESA)	ND		ng/l	2.00	--	1
Nonafluoro-3,6-Dioxaheptanoic Acid (NFDHA)	ND		ng/l	2.00	--	1

Surrogate (Extracted Internal Standard)	% Recovery	Qualifier	Acceptance Criteria
Perfluoro[13C4]Butanoic Acid (MPFBA)	93		58-132
Perfluoro[13C5]Pentanoic Acid (M5PFPEA)	114		62-163
Perfluoro[2,3,4-13C3]Butanesulfonic Acid (M3PFBS)	96		70-131
1H,1H,2H,2H-Perfluoro[1,2-13C2]Hexanesulfonic Acid (M2-4:2FTS)	124		12-142
Perfluoro[1,2,3,4,6-13C5]Hexanoic Acid (M5PFHxA)	100		57-129
Perfluoro[1,2,3,4-13C4]Heptanoic Acid (M4PFHpA)	92		60-129
Perfluoro[1,2,3-13C3]Hexanesulfonic Acid (M3PFHxS)	96		71-134
Perfluoro[13C8]Octanoic Acid (M8PFOA)	96		62-129
1H,1H,2H,2H-Perfluoro[1,2-13C2]Octanesulfonic Acid (M2-6:2FTS)	111		14-147
Perfluoro[13C9]Nonanoic Acid (M9PFNA)	104		59-139
Perfluoro[13C8]Octanesulfonic Acid (M8PFOS)	112		69-131
Perfluoro[1,2,3,4,5,6-13C6]Decanoic Acid (M6PFDA)	96		62-124
1H,1H,2H,2H-Perfluoro[1,2-13C2]Decanesulfonic Acid (M2-8:2FTS)	137		10-162
N-Deuteriomethylperfluoro-1-octanesulfonamidoacetic Acid (d3-NMeFOSAA)	108		24-116
Perfluoro[1,2,3,4,5,6,7-13C7]Undecanoic Acid (M7-PFUDA)	97		55-137
N-Deuterioethylperfluoro-1-octanesulfonamidoacetic Acid (d5-NEtFOSAA)	96		27-126
Perfluoro[1,2-13C2]Dodecanoic Acid (MPFDOA)	84		48-131
Perfluoro[1,2-13C2]Tetradecanoic Acid (M2PFTEDA)	96		22-136
2,3,3,3-Tetrafluoro-2-[1,1,2,2,3,3,3-Heptafluoropropoxy]-13C3-Propanoic Acid (M3HFPO-DA)	105		10-165
Perfluoro[13C2]Hexadecanoic Acid (M2PFHxDA)	104		10-206
1H,1H,2H,2H-Perfluorododecane Sulfonate (M2D4-10:2FTS)	**190**	Q	50-150

Project Name: TROY MILLS LANDFILL SUPERFUND **Lab Number:** L2264711

Project Number: 04.0190987.33 **Report Date:** 12/20/22

SAMPLE RESULTS

Lab ID: L2264711-05
Client ID: TRY_MW-902S
Sample Location: TROY, NH

Date Collected: 11/15/22 15:00
Date Received: 11/16/22
Field Prep: Not Specified

Sample Depth:
Matrix: Water
Analytical Method: 134,LCMSMS-ID
Analytical Date: 11/30/22 23:18
Analyst: AC

Extraction Method: ALPHA 23528
Extraction Date: 11/26/22 06:43

Parameter	Result	Qualifier	Units	RL	MDL	Dilution Factor
Perfluorinated Alkyl Acids by Isotope Dilution - Mansfield Lab						
Perfluorooctanesulfonamide (FOSA)	ND		ng/l	1.88	--	1
N-Methyl Perfluorooctane Sulfonamide (NMeFOSA)	ND		ng/l	18.8	--	1
N-Ethyl Perfluorooctane Sulfonamide (NEtFOSA)	ND		ng/l	18.8	--	1
N-Methyl Perfluorooctanesulfonamido Ethanol (NMeFOSE)	ND		ng/l	47.0	--	1
N-Ethyl Perfluorooctanesulfonamido Ethanol (NEtFOSE)	ND		ng/l	47.0	--	1

Surrogate (Extracted Internal Standard)	% Recovery	Qualifier	Acceptance Criteria
Perfluoro[13C8]Octanesulfonamide (M8FOSA)	69		5-112
N-Methyl-d3-Perfluoro-1-Octanesulfonamide (d3-NMeFOSA)	73		10-161
N-Ethyl-d5-Perfluoro-1-Octanesulfonamide (d5-NEtFOSA)	73		10-160
2-(N-Methyl-d3-Perfluoro-1-Octanesulfonamido)ethan-d4-ol (d7-NMeFOSE)	66		10-189
2-(N-Ethyl-d5-Perfluoro-1-Octanesulfonamido)ethan-d4-ol (d9-NEtFOSE)	67		10-187

Project Name: TROY MILLS LANDFILL SUPERFUND **Lab Number:** L2264711

Project Number: 04.0190987.33 **Report Date:** 12/20/22

SAMPLE RESULTS

Lab ID: L2264711-05
Client ID: TRY_MW-902S
Sample Location: TROY, NH

Date Collected: 11/15/22 15:00
Date Received: 11/16/22
Field Prep: Not Specified

Sample Depth:
Matrix: Water
Analytical Method: 134,LCMSMS-ID
Analytical Date: 12/17/22 05:15
Analyst: RS

Extraction Method: ALPHA 23528
Extraction Date: 11/26/22 06:43

Parameter	Result	Qualifier	Units	RL	MDL	Dilution Factor
Perfluorinated Alkyl Acids by Isotope Dilution - Mansfield Lab						
Perfluorobutanoic Acid (PFBA)	30.7		ng/l	1.88	--	1
Perfluoropentanoic Acid (PFPeA)	54.1		ng/l	1.88	--	1
Perfluorobutanesulfonic Acid (PFBS)	6.67		ng/l	1.88	--	1
1H,1H,2H,2H-Perfluorohexanesulfonic Acid (4:2FTS)	ND		ng/l	1.88	--	1
Perfluorohexanoic Acid (PFHxA)	79.6		ng/l	1.88	--	1
Perfluoropentanesulfonic Acid (PFPeS)	ND		ng/l	1.88	--	1
Perfluoroheptanoic Acid (PFHpA)	62.6		ng/l	1.88	--	1
Perfluorohexanesulfonic Acid (PFHxS)	ND		ng/l	1.88	--	1
Perfluorooctanoic Acid (PFOA)	53.0		ng/l	1.88	--	1
1H,1H,2H,2H-Perfluorooctanesulfonic Acid (6:2FTS)	2.19		ng/l	1.88	--	1
Perfluoroheptanesulfonic Acid (PFHpS)	ND		ng/l	1.88	--	1
Perfluorononanoic Acid (PFNA)	ND		ng/l	1.88	--	1
Perfluorooctanesulfonic Acid (PFOS)	ND		ng/l	1.88	--	1
Perfluorodecanoic Acid (PFDA)	ND		ng/l	1.88	--	1
1H,1H,2H,2H-Perfluorodecanesulfonic Acid (8:2FTS)	ND		ng/l	1.88	--	1
Perfluorononanesulfonic Acid (PFNS)	ND		ng/l	1.88	--	1
N-Methyl Perfluorooctanesulfonamidoacetic Acid (NMeFOSAA)	ND		ng/l	1.88	--	1
Perfluoroundecanoic Acid (PFUnA)	ND		ng/l	1.88	--	1
Perfluorodecanesulfonic Acid (PFDS)	ND		ng/l	1.88	--	1
N-Ethyl Perfluorooctanesulfonamidoacetic Acid (NEtFOSAA)	ND		ng/l	1.88	--	1
Perfluorododecanoic Acid (PFDoA)	ND		ng/l	1.88	--	1
Perfluorotridecanoic Acid (PFTrDA)	ND		ng/l	1.88	--	1
Perfluorotetradecanoic Acid (PFTA)	ND		ng/l	1.88	--	1
2,3,3,3-Tetrafluoro-2-[1,1,2,2,3,3,3-Heptafluoropropoxy]-Propanoic Acid (HFPO-DA)	ND		ng/l	47.0	--	1
4,8-Dioxa-3h-Perfluorononanoic Acid (ADONA)	ND		ng/l	1.88	--	1
Perfluorohexadecanoic Acid (PFHxDA)	ND		ng/l	3.76	--	1
Perfluorooctadecanoic Acid (PFODA)	ND		ng/l	3.76	--	1

Project Name: TROY MILLS LANDFILL SUPERFUND **Lab Number:** L2264711

Project Number: 04.0190987.33 **Report Date:** 12/20/22

SAMPLE RESULTS

Lab ID: L2264711-05 Date Collected: 11/15/22 15:00

Client ID: TRY_MW-902S Date Received: 11/16/22

Sample Location: TROY, NH Field Prep: Not Specified

Sample Depth:

Parameter	Result	Qualifier	Units	RL	MDL	Dilution Factor
Perfluorinated Alkyl Acids by Isotope Dilution - Mansfield Lab						
Perfluorododecane Sulfonic Acid (PFDoDS)	ND		ng/l	1.88	--	1
1H,1H,2H,2H-Perfluorododecanesulfonic Acid (10:2FTS)	ND		ng/l	4.70	--	1
9-Chlorohexadecafluoro-3-Oxanone-1-Sulfonic Acid (9Cl-PF3ONS)	ND		ng/l	1.88	--	1
11-Chloroeicosafluoro-3-Oxaundecane-1-Sulfonic Acid (11Cl-PF3OUdS)	ND		ng/l	1.88	--	1
Perfluoro-3-Methoxypropanoic Acid (PFMPA)	ND		ng/l	1.88	--	1
Perfluoro-4-Methoxybutanoic Acid (PFMBA)	ND		ng/l	1.88	--	1
Perfluoro(2-Ethoxyethane)Sulfonic Acid (PFEESA)	ND		ng/l	1.88	--	1
Nonafluoro-3,6-Dioxaheptanoic Acid (NFDHA)	ND		ng/l	1.88	--	1

Surrogate (Extracted Internal Standard)	% Recovery	Qualifier	Acceptance Criteria
Perfluoro[13C4]Butanoic Acid (MPFBA)	96		58-132
Perfluoro[13C5]Pentanoic Acid (M5PFPEA)	105		62-163
Perfluoro[2,3,4-13C3]Butanesulfonic Acid (M3PFBS)	87		70-131
1H,1H,2H,2H-Perfluoro[1,2-13C2]Hexanesulfonic Acid (M2-4:2FTS)	**180**	Q	12-142
Perfluoro[1,2,3,4,6-13C5]Hexanoic Acid (M5PFHxA)	84		57-129
Perfluoro[1,2,3,4-13C4]Heptanoic Acid (M4PFHpA)	89		60-129
Perfluoro[1,2,3-13C3]Hexanesulfonic Acid (M3PFHxS)	90		71-134
Perfluoro[13C8]Octanoic Acid (M8PFOA)	99		62-129
1H,1H,2H,2H-Perfluoro[1,2-13C2]Octanesulfonic Acid (M2-6:2FTS)	**165**	Q	14-147
Perfluoro[13C9]Nonanoic Acid (M9PFNA)	107		59-139
Perfluoro[13C8]Octanesulfonic Acid (M8PFOS)	96		69-131
Perfluoro[1,2,3,4,5,6-13C6]Decanoic Acid (M6PFDA)	97		62-124
1H,1H,2H,2H-Perfluoro[1,2-13C2]Decanesulfonic Acid (M2-8:2FTS)	142		10-162
N-Deuteriomethylperfluoro-1-octanesulfonamidoacetic Acid (d3-NMeFOSAA)	81		24-116
Perfluoro[1,2,3,4,5,6,7-13C7]Undecanoic Acid (M7-PFUDA)	99		55-137
N-Deuterioethylperfluoro-1-octanesulfonamidoacetic Acid (d5-NEtFOSAA)	101		27-126
Perfluoro[1,2-13C2]Dodecanoic Acid (MPFDOA)	85		48-131
Perfluoro[1,2-13C2]Tetradecanoic Acid (M2PFTEDA)	87		22-136
2,3,3,3-Tetrafluoro-2-[1,1,2,2,3,3,3-Heptafluoropropoxy]-13C3-Propanoic Acid (M3HFPO-DA)	111		10-165
Perfluoro[13C2]Hexadecanoic Acid (M2PFHxDA)	78		10-206
1H,1H,2H,2H-Perfluorododecane Sulfonate (M2D4-10:2FTS)	**179**	Q	50-150

Project Name: TROY MILLS LANDFILL SUPERFUND **Lab Number:** L2264711

Project Number: 04.0190987.33 **Report Date:** 12/20/22

SAMPLE RESULTS

Lab ID: L2264711-06
Client ID: TRY_MW-902B
Sample Location: TROY, NH

Date Collected: 11/15/22 13:40
Date Received: 11/16/22
Field Prep: Not Specified

Sample Depth:
Matrix: Water
Analytical Method: 134,LCMSMS-ID
Analytical Date: 11/30/22 23:24
Analyst: AC

Extraction Method: ALPHA 23528
Extraction Date: 11/26/22 06:43

Parameter	Result	Qualifier	Units	RL	MDL	Dilution Factor
Perfluorinated Alkyl Acids by Isotope Dilution - Mansfield Lab						
Perfluorooctanesulfonamide (FOSA)	ND		ng/l	1.84	--	1
N-Methyl Perfluorooctane Sulfonamide (NMeFOSA)	ND		ng/l	18.4	--	1
N-Ethyl Perfluorooctane Sulfonamide (NEtFOSA)	ND		ng/l	18.4	--	1
N-Methyl Perfluorooctanesulfonamido Ethanol (NMeFOSE)	ND		ng/l	46.0	--	1
N-Ethyl Perfluorooctanesulfonamido Ethanol (NEtFOSE)	ND		ng/l	46.0	--	1

Surrogate (Extracted Internal Standard)	% Recovery	Qualifier	Acceptance Criteria
Perfluoro[13C8]Octanesulfonamide (M8FOSA)	76		5-112
N-Methyl-d3-Perfluoro-1-Octanesulfonamide (d3-NMeFOSA)	78		10-161
N-Ethyl-d5-Perfluoro-1-Octanesulfonamide (d5-NEtFOSA)	79		10-160
2-(N-Methyl-d3-Perfluoro-1-Octanesulfonamido)ethan-d4-ol (d7-NMeFOSE)	81		10-189
2-(N-Ethyl-d5-Perfluoro-1-Octanesulfonamido)ethan-d4-ol (d9-NEtFOSE)	79		10-187

Project Name: TROY MILLS LANDFILL SUPERFUND **Lab Number:** L2264711

Project Number: 04.0190987.33 **Report Date:** 12/20/22

SAMPLE RESULTS

Lab ID: L2264711-06
Client ID: TRY_MW-902B
Sample Location: TROY, NH

Date Collected: 11/15/22 13:40
Date Received: 11/16/22
Field Prep: Not Specified

Sample Depth:
Matrix: Water
Analytical Method: 134,LCMSMS-ID
Analytical Date: 12/17/22 05:31
Analyst: RS

Extraction Method: ALPHA 23528
Extraction Date: 11/26/22 06:43

Parameter	Result	Qualifier	Units	RL	MDL	Dilution Factor
Perfluorinated Alkyl Acids by Isotope Dilution - Mansfield Lab						
Perfluorobutanoic Acid (PFBA)	ND		ng/l	1.84	--	1
Perfluoropentanoic Acid (PFPeA)	ND		ng/l	1.84	--	1
Perfluorobutanesulfonic Acid (PFBS)	ND		ng/l	1.84	--	1
1H,1H,2H,2H-Perfluorohexanesulfonic Acid (4:2FTS)	ND		ng/l	1.84	--	1
Perfluorohexanoic Acid (PFHxA)	ND		ng/l	1.84	--	1
Perfluoropentanesulfonic Acid (PFPeS)	ND		ng/l	1.84	--	1
Perfluoroheptanoic Acid (PFHpA)	ND		ng/l	1.84	--	1
Perfluorohexanesulfonic Acid (PFHxS)	ND		ng/l	1.84	--	1
Perfluorooctanoic Acid (PFOA)	ND		ng/l	1.84	--	1
1H,1H,2H,2H-Perfluorooctanesulfonic Acid (6:2FTS)	ND		ng/l	1.84	--	1
Perfluoroheptanesulfonic Acid (PFHpS)	ND		ng/l	1.84	--	1
Perfluorononanoic Acid (PFNA)	ND		ng/l	1.84	--	1
Perfluorooctanesulfonic Acid (PFOS)	ND		ng/l	1.84	--	1
Perfluorodecanoic Acid (PFDA)	ND		ng/l	1.84	--	1
1H,1H,2H,2H-Perfluorodecanesulfonic Acid (8:2FTS)	ND		ng/l	1.84	--	1
Perfluorononanesulfonic Acid (PFNS)	ND		ng/l	1.84	--	1
N-Methyl Perfluorooctanesulfonamidoacetic Acid (NMeFOSAA)	ND		ng/l	1.84	--	1
Perfluoroundecanoic Acid (PFUnA)	ND		ng/l	1.84	--	1
Perfluorodecanesulfonic Acid (PFDS)	ND		ng/l	1.84	--	1
N-Ethyl Perfluorooctanesulfonamidoacetic Acid (NEtFOSAA)	ND		ng/l	1.84	--	1
Perfluorododecanoic Acid (PFDoA)	ND		ng/l	1.84	--	1
Perfluorotridecanoic Acid (PFTrDA)	ND		ng/l	1.84	--	1
Perfluorotetradecanoic Acid (PFTA)	ND		ng/l	1.84	--	1
2,3,3,3-Tetrafluoro-2-[1,1,2,2,3,3,3-Heptafluoropropoxy]-Propanoic Acid (HFPO-DA)	ND		ng/l	46.0	--	1
4,8-Dioxa-3h-Perfluorononanoic Acid (ADONA)	ND		ng/l	1.84	--	1
Perfluorohexadecanoic Acid (PFHxDA)	ND		ng/l	3.68	--	1
Perfluorooctadecanoic Acid (PFODA)	ND		ng/l	3.68	--	1

Project Name: TROY MILLS LANDFILL SUPERFUND **Lab Number:** L2264711

Project Number: 04.0190987.33 **Report Date:** 12/20/22

SAMPLE RESULTS

Lab ID: L2264711-06 Date Collected: 11/15/22 13:40

Client ID: TRY_MW-902B Date Received: 11/16/22

Sample Location: TROY, NH Field Prep: Not Specified

Sample Depth:

Parameter	Result	Qualifier	Units	RL	MDL	Dilution Factor
Perfluorinated Alkyl Acids by Isotope Dilution - Mansfield Lab						
Perfluorododecane Sulfonic Acid (PFDoDS)	ND		ng/l	1.84	--	1
1H,1H,2H,2H-Perfluorododecanesulfonic Acid (10:2FTS)	ND		ng/l	4.60	--	1
9-Chlorohexadecafluoro-3-Oxanone-1-Sulfonic Acid (9Cl-PF3ONS)	ND		ng/l	1.84	--	1
11-Chloroeicosafluoro-3-Oxaundecane-1-Sulfonic Acid (11Cl-PF3OUdS)	ND		ng/l	1.84	--	1
Perfluoro-3-Methoxypropanoic Acid (PFMPA)	ND		ng/l	1.84	--	1
Perfluoro-4-Methoxybutanoic Acid (PFMBA)	ND		ng/l	1.84	--	1
Perfluoro(2-Ethoxyethane)Sulfonic Acid (PFEESA)	ND		ng/l	1.84	--	1
Nonafluoro-3,6-Dioxaheptanoic Acid (NFDHA)	ND		ng/l	1.84	--	1

Surrogate (Extracted Internal Standard)	% Recovery	Qualifier	Acceptance Criteria
Perfluoro[13C4]Butanoic Acid (MPFBA)	99		58-132
Perfluoro[13C5]Pentanoic Acid (M5PFPEA)	121		62-163
Perfluoro[2,3,4-13C3]Butanesulfonic Acid (M3PFBS)	98		70-131
1H,1H,2H,2H-Perfluoro[1,2-13C2]Hexanesulfonic Acid (M2-4:2FTS)	111		12-142
Perfluoro[1,2,3,4,6-13C5]Hexanoic Acid (M5PFHxA)	101		57-129
Perfluoro[1,2,3,4-13C4]Heptanoic Acid (M4PFHpA)	96		60-129
Perfluoro[1,2,3-13C3]Hexanesulfonic Acid (M3PFHxS)	96		71-134
Perfluoro[13C8]Octanoic Acid (M8PFOA)	102		62-129
1H,1H,2H,2H-Perfluoro[1,2-13C2]Octanesulfonic Acid (M2-6:2FTS)	112		14-147
Perfluoro[13C9]Nonanoic Acid (M9PFNA)	100		59-139
Perfluoro[13C8]Octanesulfonic Acid (M8PFOS)	104		69-131
Perfluoro[1,2,3,4,5,6-13C6]Decanoic Acid (M6PFDA)	102		62-124
1H,1H,2H,2H-Perfluoro[1,2-13C2]Decanesulfonic Acid (M2-8:2FTS)	140		10-162
N-Deuteriomethylperfluoro-1-octanesulfonamidoacetic Acid (d3-NMeFOSAA)	72		24-116
Perfluoro[1,2,3,4,5,6,7-13C7]Undecanoic Acid (M7-PFUDA)	93		55-137
N-Deuterioethylperfluoro-1-octanesulfonamidoacetic Acid (d5-NEtFOSAA)	80		27-126
Perfluoro[1,2-13C2]Dodecanoic Acid (MPFDOA)	89		48-131
Perfluoro[1,2-13C2]Tetradecanoic Acid (M2PFTEDA)	95		22-136
2,3,3,3-Tetrafluoro-2-[1,1,2,2,3,3,3-Heptafluoropropoxy]-13C3-Propanoic Acid (M3HFPO-DA)	115		10-165
Perfluoro[13C2]Hexadecanoic Acid (M2PFHxDA)	95		10-206
1H,1H,2H,2H-Perfluorododecane Sulfonate (M2D4-10:2FTS)	146		50-150

Project Name: TROY MILLS LANDFILL SUPERFUND **Lab Number:** L2264711

Project Number: 04.0190987.33 **Report Date:** 12/20/22

SAMPLE RESULTS

Lab ID: L2264711-07
Client ID: EQUIP BLANK
Sample Location: TROY, NH

Date Collected: 11/15/22 15:30
Date Received: 11/16/22
Field Prep: Not Specified

Sample Depth:
Matrix: Water
Analytical Method: 134,LCMSMS-ID
Analytical Date: 11/30/22 23:30
Analyst: AC

Extraction Method: ALPHA 23528
Extraction Date: 11/26/22 06:43

Parameter	Result	Qualifier	Units	RL	MDL	Dilution Factor
Perfluorinated Alkyl Acids by Isotope Dilution - Mansfield Lab						
Perfluorooctanesulfonamide (FOSA)	ND		ng/l	1.96	--	1
N-Methyl Perfluorooctane Sulfonamide (NMeFOSA)	ND		ng/l	19.6	--	1
N-Ethyl Perfluorooctane Sulfonamide (NEtFOSA)	ND		ng/l	19.6	--	1
N-Methyl Perfluorooctanesulfonamido Ethanol (NMeFOSE)	ND		ng/l	49.0	--	1
N-Ethyl Perfluorooctanesulfonamido Ethanol (NEtFOSE)	ND		ng/l	49.0	--	1

Surrogate (Extracted Internal Standard)	% Recovery	Qualifier	Acceptance Criteria
Perfluoro[13C8]Octanesulfonamide (M8FOSA)	70		5-112
N-Methyl-d3-Perfluoro-1-Octanesulfonamide (d3-NMeFOSA)	73		10-161
N-Ethyl-d5-Perfluoro-1-Octanesulfonamide (d5-NEtFOSA)	78		10-160
2-(N-Methyl-d3-Perfluoro-1-Octanesulfonamido)ethan-d4-ol (d7-NMeFOSE)	75		10-189
2-(N-Ethyl-d5-Perfluoro-1-Octanesulfonamido)ethan-d4-ol (d9-NEtFOSE)	71		10-187

Project Name: TROY MILLS LANDFILL SUPERFUND **Lab Number:** L2264711

Project Number: 04.0190987.33 **Report Date:** 12/20/22

SAMPLE RESULTS

Lab ID: L2264711-07
Client ID: EQUIP BLANK
Sample Location: TROY, NH

Date Collected: 11/15/22 15:30
Date Received: 11/16/22
Field Prep: Not Specified

Sample Depth:
Matrix: Water
Analytical Method: 134,LCMSMS-ID
Analytical Date: 12/17/22 05:48
Analyst: RS

Extraction Method: ALPHA 23528
Extraction Date: 11/26/22 06:43

Parameter	Result	Qualifier	Units	RL	MDL	Dilution Factor
Perfluorinated Alkyl Acids by Isotope Dilution - Mansfield Lab						
Perfluorobutanoic Acid (PFBA)	ND		ng/l	1.96	--	1
Perfluoropentanoic Acid (PFPeA)	ND		ng/l	1.96	--	1
Perfluorobutanesulfonic Acid (PFBS)	ND		ng/l	1.96	--	1
1H,1H,2H,2H-Perfluorohexanesulfonic Acid (4:2FTS)	ND		ng/l	1.96	--	1
Perfluorohexanoic Acid (PFHxA)	ND		ng/l	1.96	--	1
Perfluoropentanesulfonic Acid (PFPeS)	ND		ng/l	1.96	--	1
Perfluoroheptanoic Acid (PFHpA)	ND		ng/l	1.96	--	1
Perfluorohexanesulfonic Acid (PFHxS)	ND		ng/l	1.96	--	1
Perfluorooctanoic Acid (PFOA)	ND		ng/l	1.96	--	1
1H,1H,2H,2H-Perfluorooctanesulfonic Acid (6:2FTS)	ND		ng/l	1.96	--	1
Perfluoroheptanesulfonic Acid (PFHpS)	ND		ng/l	1.96	--	1
Perfluorononanoic Acid (PFNA)	ND		ng/l	1.96	--	1
Perfluorooctanesulfonic Acid (PFOS)	ND		ng/l	1.96	--	1
Perfluorodecanoic Acid (PFDA)	ND		ng/l	1.96	--	1
1H,1H,2H,2H-Perfluorodecanesulfonic Acid (8:2FTS)	ND		ng/l	1.96	--	1
Perfluorononanesulfonic Acid (PFNS)	ND		ng/l	1.96	--	1
N-Methyl Perfluorooctanesulfonamidoacetic Acid (NMeFOSAA)	ND		ng/l	1.96	--	1
Perfluoroundecanoic Acid (PFUnA)	ND		ng/l	1.96	--	1
Perfluorodecanesulfonic Acid (PFDS)	ND		ng/l	1.96	--	1
N-Ethyl Perfluorooctanesulfonamidoacetic Acid (NEtFOSAA)	ND		ng/l	1.96	--	1
Perfluorododecanoic Acid (PFDoA)	ND		ng/l	1.96	--	1
Perfluorotridecanoic Acid (PFTrDA)	ND		ng/l	1.96	--	1
Perfluorotetradecanoic Acid (PFTA)	ND		ng/l	1.96	--	1
2,3,3,3-Tetrafluoro-2-[1,1,2,2,3,3,3-Heptafluoropropoxy]-Propanoic Acid (HFPO-DA)	ND		ng/l	49.0	--	1
4,8-Dioxa-3h-Perfluorononanoic Acid (ADONA)	ND		ng/l	1.96	--	1
Perfluorohexadecanoic Acid (PFHxDA)	ND		ng/l	3.92	--	1
Perfluorooctadecanoic Acid (PFODA)	ND		ng/l	3.92	--	1

Project Name: TROY MILLS LANDFILL SUPERFUND **Lab Number:** L2264711

Project Number: 04.0190987.33 **Report Date:** 12/20/22

SAMPLE RESULTS

Lab ID: L2264711-07 Date Collected: 11/15/22 15:30

Client ID: EQUIP BLANK Date Received: 11/16/22

Sample Location: TROY, NH Field Prep: Not Specified

Sample Depth:

Parameter	Result	Qualifier	Units	RL	MDL	Dilution Factor
Perfluorinated Alkyl Acids by Isotope Dilution - Mansfield Lab						
Perfluorododecane Sulfonic Acid (PFDoDS)	ND		ng/l	1.96	--	1
1H,1H,2H,2H-Perfluorododecanesulfonic Acid (10:2FTS)	ND		ng/l	4.90	--	1
9-Chlorohexadecafluoro-3-Oxanone-1-Sulfonic Acid (9Cl-PF3ONS)	ND		ng/l	1.96	--	1
11-Chloroeicosafluoro-3-Oxaundecane-1-Sulfonic Acid (11Cl-PF3OUdS)	ND		ng/l	1.96	--	1
Perfluoro-3-Methoxypropanoic Acid (PFMPA)	ND		ng/l	1.96	--	1
Perfluoro-4-Methoxybutanoic Acid (PFMBA)	ND		ng/l	1.96	--	1
Perfluoro(2-Ethoxyethane)Sulfonic Acid (PFEESA)	ND		ng/l	1.96	--	1
Nonafluoro-3,6-Dioxaheptanoic Acid (NFDHA)	ND		ng/l	1.96	--	1

Surrogate (Extracted Internal Standard)	% Recovery	Qualifier	Acceptance Criteria
Perfluoro[13C4]Butanoic Acid (MPFBA)	96		58-132
Perfluoro[13C5]Pentanoic Acid (M5PFPEA)	111		62-163
Perfluoro[2,3,4-13C3]Butanesulfonic Acid (M3PFBS)	93		70-131
1H,1H,2H,2H-Perfluoro[1,2-13C2]Hexanesulfonic Acid (M2-4:2FTS)	92		12-142
Perfluoro[1,2,3,4,6-13C5]Hexanoic Acid (M5PFHxA)	94		57-129
Perfluoro[1,2,3,4-13C4]Heptanoic Acid (M4PFHpA)	92		60-129
Perfluoro[1,2,3-13C3]Hexanesulfonic Acid (M3PFHxS)	90		71-134
Perfluoro[13C8]Octanoic Acid (M8PFOA)	95		62-129
1H,1H,2H,2H-Perfluoro[1,2-13C2]Octanesulfonic Acid (M2-6:2FTS)	97		14-147
Perfluoro[13C9]Nonanoic Acid (M9PFNA)	95		59-139
Perfluoro[13C8]Octanesulfonic Acid (M8PFOS)	94		69-131
Perfluoro[1,2,3,4,5,6-13C6]Decanoic Acid (M6PFDA)	84		62-124
1H,1H,2H,2H-Perfluoro[1,2-13C2]Decanesulfonic Acid (M2-8:2FTS)	101		10-162
N-Deuteriomethylperfluoro-1-octanesulfonamidoacetic Acid (d3-NMeFOSAA)	83		24-116
Perfluoro[1,2,3,4,5,6,7-13C7]Undecanoic Acid (M7-PFUDA)	88		55-137
N-Deuterioethylperfluoro-1-octanesulfonamidoacetic Acid (d5-NEtFOSAA)	73		27-126
Perfluoro[1,2-13C2]Dodecanoic Acid (MPFDOA)	85		48-131
Perfluoro[1,2-13C2]Tetradecanoic Acid (M2PFTEDA)	95		22-136
2,3,3,3-Tetrafluoro-2-[1,1,2,2,3,3,3-Heptafluoropropoxy]-13C3-Propanoic Acid (M3HFPO-DA)	135		10-165
Perfluoro[13C2]Hexadecanoic Acid (M2PFHxDA)	94		10-206
1H,1H,2H,2H-Perfluorododecane Sulfonate (M2D4-10:2FTS)	**164**	Q	50-150

Project Name: TROY MILLS LANDFILL SUPERFUND **Lab Number:** L2264711

Project Number: 04.0190987.33 **Report Date:** 12/20/22

SAMPLE RESULTS

Lab ID: L2264711-08
Client ID: TRY-MW-901S
Sample Location: TROY, NH

Date Collected: 11/15/22 16:00
Date Received: 11/16/22
Field Prep: Not Specified

Sample Depth:
Matrix: Water
Analytical Method: 134,LCMSMS-ID
Analytical Date: 11/30/22 23:37
Analyst: AC

Extraction Method: ALPHA 23528
Extraction Date: 11/26/22 06:43

Parameter	Result	Qualifier	Units	RL	MDL	Dilution Factor
Perfluorinated Alkyl Acids by Isotope Dilution - Mansfield Lab						
Perfluorooctanesulfonamide (FOSA)	ND		ng/l	1.91	--	1
N-Methyl Perfluorooctane Sulfonamide (NMeFOSA)	ND		ng/l	19.1	--	1
N-Ethyl Perfluorooctane Sulfonamide (NEtFOSA)	ND		ng/l	19.1	--	1
N-Methyl Perfluorooctanesulfonamido Ethanol (NMeFOSE)	ND		ng/l	47.9	--	1
N-Ethyl Perfluorooctanesulfonamido Ethanol (NEtFOSE)	ND		ng/l	47.9	--	1

Surrogate (Extracted Internal Standard)	% Recovery	Qualifier	Acceptance Criteria
Perfluoro[13C8]Octanesulfonamide (M8FOSA)	67		5-112
N-Methyl-d3-Perfluoro-1-Octanesulfonamide (d3-NMeFOSA)	65		10-161
N-Ethyl-d5-Perfluoro-1-Octanesulfonamide (d5-NEtFOSA)	72		10-160
2-(N-Methyl-d3-Perfluoro-1-Octanesulfonamido)ethan-d4-ol (d7-NMeFOSE)	60		10-189
2-(N-Ethyl-d5-Perfluoro-1-Octanesulfonamido)ethan-d4-ol (d9-NEtFOSE)	67		10-187

Project Name: TROY MILLS LANDFILL SUPERFUND **Lab Number:** L2264711

Project Number: 04.0190987.33 **Report Date:** 12/20/22

SAMPLE RESULTS

Lab ID: L2264711-08
Client ID: TRY-MW-901S
Sample Location: TROY, NH

Date Collected: 11/15/22 16:00
Date Received: 11/16/22
Field Prep: Not Specified

Sample Depth:
Matrix: Water
Analytical Method: 134,LCMSMS-ID
Analytical Date: 12/17/22 06:04
Analyst: RS

Extraction Method: ALPHA 23528
Extraction Date: 11/26/22 06:43

Parameter	Result	Qualifier	Units	RL	MDL	Dilution Factor
Perfluorinated Alkyl Acids by Isotope Dilution - Mansfield Lab						
Perfluorobutanoic Acid (PFBA)	98.6		ng/l	1.91	--	1
Perfluoropentanoic Acid (PFPeA)	218		ng/l	1.91	--	1
Perfluorobutanesulfonic Acid (PFBS)	35.0		ng/l	1.91	--	1
1H,1H,2H,2H-Perfluorohexanesulfonic Acid (4:2FTS)	ND		ng/l	1.91	--	1
Perfluorohexanoic Acid (PFHxA)	369		ng/l	1.91	--	1
Perfluoropentanesulfonic Acid (PFPeS)	4.18		ng/l	1.91	--	1
Perfluoroheptanoic Acid (PFHpA)	436		ng/l	1.91	--	1
Perfluorohexanesulfonic Acid (PFHxS)	17.4		ng/l	1.91	--	1
Perfluorooctanoic Acid (PFOA)	822		ng/l	1.91	--	1
1H,1H,2H,2H-Perfluorooctanesulfonic Acid (6:2FTS)	3.36		ng/l	1.91	--	1
Perfluoroheptanesulfonic Acid (PFHpS)	ND		ng/l	1.91	--	1
Perfluorononanoic Acid (PFNA)	35.8		ng/l	1.91	--	1
Perfluorooctanesulfonic Acid (PFOS)	3.84		ng/l	1.91	--	1
Perfluorodecanoic Acid (PFDA)	ND		ng/l	1.91	--	1
1H,1H,2H,2H-Perfluorodecanesulfonic Acid (8:2FTS)	ND		ng/l	1.91	--	1
Perfluorononanesulfonic Acid (PFNS)	ND		ng/l	1.91	--	1
N-Methyl Perfluorooctanesulfonamidoacetic Acid (NMeFOSAA)	ND		ng/l	1.91	--	1
Perfluoroundecanoic Acid (PFUnA)	ND		ng/l	1.91	--	1
Perfluorodecanesulfonic Acid (PFDS)	ND		ng/l	1.91	--	1
N-Ethyl Perfluorooctanesulfonamidoacetic Acid (NEtFOSAA)	ND		ng/l	1.91	--	1
Perfluorododecanoic Acid (PFDoA)	ND		ng/l	1.91	--	1
Perfluorotridecanoic Acid (PFTrDA)	ND		ng/l	1.91	--	1
Perfluorotetradecanoic Acid (PFTA)	ND		ng/l	1.91	--	1
2,3,3,3-Tetrafluoro-2-[1,1,2,2,3,3,3-Heptafluoropropoxy]-Propanoic Acid (HFPO-DA)	ND		ng/l	47.9	--	1
4,8-Dioxa-3h-Perfluorononanoic Acid (ADONA)	ND		ng/l	1.91	--	1
Perfluorohexadecanoic Acid (PFHxDA)	ND		ng/l	3.83	--	1
Perfluorooctadecanoic Acid (PFODA)	ND		ng/l	3.83	--	1

Project Name: TROY MILLS LANDFILL SUPERFUND **Lab Number:** L2264711

Project Number: 04.0190987.33 **Report Date:** 12/20/22

SAMPLE RESULTS

Lab ID: L2264711-08 Date Collected: 11/15/22 16:00

Client ID: TRY-MW-901S Date Received: 11/16/22

Sample Location: TROY, NH Field Prep: Not Specified

Sample Depth:

Parameter	Result	Qualifier	Units	RL	MDL	Dilution Factor
Perfluorinated Alkyl Acids by Isotope Dilution - Mansfield Lab						
Perfluorododecane Sulfonic Acid (PFDoDS)	ND		ng/l	1.91	--	1
1H,1H,2H,2H-Perfluorododecanesulfonic Acid (10:2FTS)	ND		ng/l	4.79	--	1
9-Chlorohexadecafluoro-3-Oxanone-1-Sulfonic Acid (9Cl-PF3ONS)	ND		ng/l	1.91	--	1
11-Chloroeicosafluoro-3-Oxaundecane-1-Sulfonic Acid (11Cl-PF3OUdS)	ND		ng/l	1.91	--	1
Perfluoro-3-Methoxypropanoic Acid (PFMPA)	ND		ng/l	1.91	--	1
Perfluoro-4-Methoxybutanoic Acid (PFMBA)	ND		ng/l	1.91	--	1
Perfluoro(2-Ethoxyethane)Sulfonic Acid (PFEESA)	ND		ng/l	1.91	--	1
Nonafluoro-3,6-Dioxaheptanoic Acid (NFDHA)	ND		ng/l	1.91	--	1

Surrogate (Extracted Internal Standard)	% Recovery	Qualifier	Acceptance Criteria
Perfluoro[13C4]Butanoic Acid (MPFBA)	100		58-132
Perfluoro[13C5]Pentanoic Acid (M5PFPEA)	89		62-163
Perfluoro[2,3,4-13C3]Butanesulfonic Acid (M3PFBS)	85		70-131
1H,1H,2H,2H-Perfluoro[1,2-13C2]Hexanesulfonic Acid (M2-4:2FTS)	**290**	Q	12-142
Perfluoro[1,2,3,4,6-13C5]Hexanoic Acid (M5PFHxA)	109		57-129
Perfluoro[1,2,3,4-13C4]Heptanoic Acid (M4PFHpA)	127		60-129
Perfluoro[1,2,3-13C3]Hexanesulfonic Acid (M3PFHxS)	96		71-134
Perfluoro[13C8]Octanoic Acid (M8PFOA)	97		62-129
1H,1H,2H,2H-Perfluoro[1,2-13C2]Octanesulfonic Acid (M2-6:2FTS)	**256**	Q	14-147
Perfluoro[13C9]Nonanoic Acid (M9PFNA)	**151**	Q	59-139
Perfluoro[13C8]Octanesulfonic Acid (M8PFOS)	105		69-131
Perfluoro[1,2,3,4,5,6-13C6]Decanoic Acid (M6PFDA)	96		62-124
1H,1H,2H,2H-Perfluoro[1,2-13C2]Decanesulfonic Acid (M2-8:2FTS)	**287**	Q	10-162
N-Deuteriomethylperfluoro-1-octanesulfonamidoacetic Acid (d3-NMeFOSAA)	112		24-116
Perfluoro[1,2,3,4,5,6,7-13C7]Undecanoic Acid (M7-PFUDA)	88		55-137
N-Deuterioethylperfluoro-1-octanesulfonamidoacetic Acid (d5-NEtFOSAA)	123		27-126
Perfluoro[1,2-13C2]Dodecanoic Acid (MPFDOA)	86		48-131
Perfluoro[1,2-13C2]Tetradecanoic Acid (M2PFTEDA)	123		22-136
2,3,3,3-Tetrafluoro-2-[1,1,2,2,3,3,3-Heptafluoropropoxy]-13C3-Propanoic Acid (M3HFPO-DA)	131		10-165
Perfluoro[13C2]Hexadecanoic Acid (M2PFHxDA)	100		10-206
1H,1H,2H,2H-Perfluorododecane Sulfonate (M2D4-10:2FTS)	**182**	Q	50-150

Project Name: TROY MILLS LANDFILL SUPERFUND **Lab Number:** L2264711

Project Number: 04.0190987.33 **Report Date:** 12/20/22

SAMPLE RESULTS

Lab ID: L2264711-09
Client ID: TRY-MW-901B
Sample Location: TROY, NH

Date Collected: 11/16/22 11:50
Date Received: 11/16/22
Field Prep: Not Specified

Sample Depth:
Matrix: Water
Analytical Method: 134,LCMSMS-ID
Analytical Date: 11/30/22 23:43
Analyst: AC

Extraction Method: ALPHA 23528
Extraction Date: 11/26/22 06:43

Parameter	Result	Qualifier	Units	RL	MDL	Dilution Factor
Perfluorinated Alkyl Acids by Isotope Dilution - Mansfield Lab						
Perfluorooctanesulfonamide (FOSA)	ND		ng/l	1.87	--	1
N-Methyl Perfluorooctane Sulfonamide (NMeFOSA)	ND		ng/l	18.7	--	1
N-Ethyl Perfluorooctane Sulfonamide (NEtFOSA)	ND		ng/l	18.7	--	1
N-Methyl Perfluorooctanesulfonamido Ethanol (NMeFOSE)	ND		ng/l	46.7	--	1
N-Ethyl Perfluorooctanesulfonamido Ethanol (NEtFOSE)	ND		ng/l	46.7	--	1

Surrogate (Extracted Internal Standard)	% Recovery	Qualifier	Acceptance Criteria
Perfluoro[13C8]Octanesulfonamide (M8FOSA)	73		5-112
N-Methyl-d3-Perfluoro-1-Octanesulfonamide (d3-NMeFOSA)	70		10-161
N-Ethyl-d5-Perfluoro-1-Octanesulfonamide (d5-NEtFOSA)	73		10-160
2-(N-Methyl-d3-Perfluoro-1-Octanesulfonamido)ethan-d4-ol (d7-NMeFOSE)	66		10-189
2-(N-Ethyl-d5-Perfluoro-1-Octanesulfonamido)ethan-d4-ol (d9-NEtFOSE)	62		10-187

Project Name: TROY MILLS LANDFILL SUPERFUND **Lab Number:** L2264711

Project Number: 04.0190987.33 **Report Date:** 12/20/22

SAMPLE RESULTS

Lab ID: L2264711-09
Client ID: TRY-MW-901B
Sample Location: TROY, NH

Date Collected: 11/16/22 11:50
Date Received: 11/16/22
Field Prep: Not Specified

Sample Depth:
Matrix: Water
Analytical Method: 134,LCMSMS-ID
Analytical Date: 12/17/22 06:21
Analyst: RS

Extraction Method: ALPHA 23528
Extraction Date: 11/26/22 06:43

Parameter	Result	Qualifier	Units	RL	MDL	Dilution Factor
Perfluorinated Alkyl Acids by Isotope Dilution - Mansfield Lab						
Perfluorobutanoic Acid (PFBA)	70.4		ng/l	1.87	--	1
Perfluoropentanoic Acid (PFPeA)	158		ng/l	1.87	--	1
Perfluorobutanesulfonic Acid (PFBS)	21.9		ng/l	1.87	--	1
1H,1H,2H,2H-Perfluorohexanesulfonic Acid (4:2FTS)	ND		ng/l	1.87	--	1
Perfluorohexanoic Acid (PFHxA)	233		ng/l	1.87	--	1
Perfluoropentanesulfonic Acid (PFPeS)	4.39		ng/l	1.87	--	1
Perfluoroheptanoic Acid (PFHpA)	253		ng/l	1.87	--	1
Perfluorohexanesulfonic Acid (PFHxS)	13.5		ng/l	1.87	--	1
Perfluorooctanoic Acid (PFOA)	426		ng/l	1.87	--	1
1H,1H,2H,2H-Perfluorooctanesulfonic Acid (6:2FTS)	2.42		ng/l	1.87	--	1
Perfluoroheptanesulfonic Acid (PFHpS)	ND		ng/l	1.87	--	1
Perfluorononanoic Acid (PFNA)	26.1		ng/l	1.87	--	1
Perfluorooctanesulfonic Acid (PFOS)	11.9		ng/l	1.87	--	1
Perfluorodecanoic Acid (PFDA)	ND		ng/l	1.87	--	1
1H,1H,2H,2H-Perfluorodecanesulfonic Acid (8:2FTS)	ND		ng/l	1.87	--	1
Perfluorononanesulfonic Acid (PFNS)	ND		ng/l	1.87	--	1
N-Methyl Perfluorooctanesulfonamidoacetic Acid (NMeFOSAA)	6.92	F	ng/l	1.87	--	1
Perfluoroundecanoic Acid (PFUnA)	ND		ng/l	1.87	--	1
Perfluorodecanesulfonic Acid (PFDS)	ND		ng/l	1.87	--	1
N-Ethyl Perfluorooctanesulfonamidoacetic Acid (NEtFOSAA)	ND		ng/l	1.87	--	1
Perfluorododecanoic Acid (PFDoA)	ND		ng/l	1.87	--	1
Perfluorotridecanoic Acid (PFTrDA)	ND		ng/l	1.87	--	1
Perfluorotetradecanoic Acid (PFTA)	ND		ng/l	1.87	--	1
2,3,3,3-Tetrafluoro-2-[1,1,2,2,3,3,3-Heptafluoropropoxy]-Propanoic Acid (HFPO-DA)	ND		ng/l	46.7	--	1
4,8-Dioxa-3h-Perfluorononanoic Acid (ADONA)	ND		ng/l	1.87	--	1
Perfluorohexadecanoic Acid (PFHxDA)	ND		ng/l	3.74	--	1
Perfluorooctadecanoic Acid (PFODA)	ND		ng/l	3.74	--	1

Project Name: TROY MILLS LANDFILL SUPERFUND **Lab Number:** L2264711

Project Number: 04.0190987.33 **Report Date:** 12/20/22

SAMPLE RESULTS

Lab ID: L2264711-09 Date Collected: 11/16/22 11:50

Client ID: TRY-MW-901B Date Received: 11/16/22

Sample Location: TROY, NH Field Prep: Not Specified

Sample Depth:

Parameter	Result	Qualifier	Units	RL	MDL	Dilution Factor
Perfluorinated Alkyl Acids by Isotope Dilution - Mansfield Lab						
Perfluorododecane Sulfonic Acid (PFDoDS)	ND		ng/l	1.87	--	1
1H,1H,2H,2H-Perfluorododecanesulfonic Acid (10:2FTS)	ND		ng/l	4.67	--	1
9-Chlorohexadecafluoro-3-Oxanone-1-Sulfonic Acid (9Cl-PF3ONS)	ND		ng/l	1.87	--	1
11-Chloroeicosafluoro-3-Oxaundecane-1-Sulfonic Acid (11Cl-PF3OUdS)	ND		ng/l	1.87	--	1
Perfluoro-3-Methoxypropanoic Acid (PFMPA)	ND		ng/l	1.87	--	1
Perfluoro-4-Methoxybutanoic Acid (PFMBA)	ND		ng/l	1.87	--	1
Perfluoro(2-Ethoxyethane)Sulfonic Acid (PFEESA)	ND		ng/l	1.87	--	1
Nonafluoro-3,6-Dioxaheptanoic Acid (NFDHA)	ND		ng/l	1.87	--	1

Surrogate (Extracted Internal Standard)	% Recovery	Qualifier	Acceptance Criteria
Perfluoro[13C4]Butanoic Acid (MPFBA)	98		58-132
Perfluoro[13C5]Pentanoic Acid (M5PFPEA)	107		62-163
Perfluoro[2,3,4-13C3]Butanesulfonic Acid (M3PFBS)	81		70-131
1H,1H,2H,2H-Perfluoro[1,2-13C2]Hexanesulfonic Acid (M2-4:2FTS)	**187**	Q	12-142
Perfluoro[1,2,3,4,6-13C5]Hexanoic Acid (M5PFHxA)	95		57-129
Perfluoro[1,2,3,4-13C4]Heptanoic Acid (M4PFHpA)	101		60-129
Perfluoro[1,2,3-13C3]Hexanesulfonic Acid (M3PFHxS)	85		71-134
Perfluoro[13C8]Octanoic Acid (M8PFOA)	99		62-129
1H,1H,2H,2H-Perfluoro[1,2-13C2]Octanesulfonic Acid (M2-6:2FTS)	**183**	Q	14-147
Perfluoro[13C9]Nonanoic Acid (M9PFNA)	114		59-139
Perfluoro[13C8]Octanesulfonic Acid (M8PFOS)	93		69-131
Perfluoro[1,2,3,4,5,6-13C6]Decanoic Acid (M6PFDA)	97		62-124
1H,1H,2H,2H-Perfluoro[1,2-13C2]Decanesulfonic Acid (M2-8:2FTS)	153		10-162
N-Deuteriomethylperfluoro-1-octanesulfonamidoacetic Acid (d3-NMeFOSAA)	81		24-116
Perfluoro[1,2,3,4,5,6,7-13C7]Undecanoic Acid (M7-PFUDA)	99		55-137
N-Deuterioethylperfluoro-1-octanesulfonamidoacetic Acid (d5-NEtFOSAA)	84		27-126
Perfluoro[1,2-13C2]Dodecanoic Acid (MPFDOA)	88		48-131
Perfluoro[1,2-13C2]Tetradecanoic Acid (M2PFTEDA)	92		22-136
2,3,3,3-Tetrafluoro-2-[1,1,2,2,3,3,3-Heptafluoropropoxy]-13C3-Propanoic Acid (M3HFPO-DA)	121		10-165
Perfluoro[13C2]Hexadecanoic Acid (M2PFHxDA)	97		10-206
1H,1H,2H,2H-Perfluorododecane Sulfonate (M2D4-10:2FTS)	**170**	Q	50-150

Project Name: TROY MILLS LANDFILL SUPERFUND **Lab Number:** L2264711

Project Number: 04.0190987.33 **Report Date:** 12/20/22

Method Blank Analysis
Batch Quality Control

Analytical Method: 134,LCMSMS-ID
Analytical Date: 11/30/22 08:21
Analyst: RS

Extraction Method: ALPHA 23528
Extraction Date: 11/26/22 06:43

Parameter	Result	Qualifier	Units	RL	MDL
Perfluorinated Alkyl Acids by Isotope Dilution - Mansfield Lab for sample(s): 01-09 Batch: WG1716158-1					
Perfluorobutanoic Acid (PFBA)	ND		ng/l	2.00	--
Perfluoropentanoic Acid (PFPeA)	ND		ng/l	2.00	--
Perfluorobutanesulfonic Acid (PFBS)	ND		ng/l	2.00	--
1H,1H,2H,2H-Perfluorohexanesulfonic Acid (4:2FTS)	ND		ng/l	2.00	--
Perfluorohexanoic Acid (PFHxA)	ND		ng/l	2.00	--
Perfluoropentanesulfonic Acid (PFPeS)	ND		ng/l	2.00	--
Perfluoroheptanoic Acid (PFHpA)	ND		ng/l	2.00	--
Perfluorohexanesulfonic Acid (PFHxS)	ND		ng/l	2.00	--
Perfluorooctanoic Acid (PFOA)	ND		ng/l	2.00	--
1H,1H,2H,2H-Perfluorooctanesulfonic Acid (6:2FTS)	ND		ng/l	2.00	--
Perfluoroheptanesulfonic Acid (PFHpS)	ND		ng/l	2.00	--
Perfluorononanoic Acid (PFNA)	ND		ng/l	2.00	--
Perfluorooctanesulfonic Acid (PFOS)	ND		ng/l	2.00	--
Perfluorodecanoic Acid (PFDA)	ND		ng/l	2.00	--
1H,1H,2H,2H-Perfluorodecanesulfonic Acid (8:2FTS)	ND		ng/l	2.00	--
Perfluorononanesulfonic Acid (PFNS)	ND		ng/l	2.00	--
N-Methyl Perfluorooctanesulfonamidoacetic Acid (NMeFOSAA)	ND		ng/l	2.00	--
Perfluoroundecanoic Acid (PFUnA)	ND		ng/l	2.00	--
Perfluorodecanesulfonic Acid (PFDS)	ND		ng/l	2.00	--
Perfluorooctanesulfonamide (FOSA)	ND		ng/l	2.00	--
N-Ethyl Perfluorooctanesulfonamidoacetic Acid (NEtFOSAA)	ND		ng/l	2.00	--
Perfluorododecanoic Acid (PFDoA)	ND		ng/l	2.00	--
Perfluorotridecanoic Acid (PFTrDA)	ND		ng/l	2.00	--
Perfluorotetradecanoic Acid (PFTA)	ND		ng/l	2.00	--
2,3,3,3-Tetrafluoro-2-[1,1,2,2,3,3,3-Heptafluoropropoxy]-Propanoic Acid (HFPO-DA)	ND		ng/l	50.0	--
4,8-Dioxa-3h-Perfluorononanoic Acid (ADONA)	ND		ng/l	2.00	--

Project Name: TROY MILLS LANDFILL SUPERFUND
Project Number: 04.0190987.33

Lab Number: L2264711
Report Date: 12/20/22

Method Blank Analysis
Batch Quality Control

Analytical Method: 134,LCMSMS-ID
Analytical Date: 11/30/22 08:21
Analyst: RS

Extraction Method: ALPHA 23528
Extraction Date: 11/26/22 06:43

Parameter	Result	Qualifier	Units	RL	MDL
Perfluorinated Alkyl Acids by Isotope Dilution - Mansfield Lab for sample(s): 01-09 Batch: WG1716158-1					
Perfluorohexadecanoic Acid (PFHxDA)	ND		ng/l	4.00	--
Perfluorooctadecanoic Acid (PFODA)	ND		ng/l	4.00	--
Perfluorododecane Sulfonic Acid (PFDoDS)	ND		ng/l	2.00	--
1H,1H,2H,2H-Perfluorododecanesulfonic Acid (10:2FTS)	ND		ng/l	5.00	--
9-Chlorohexadecafluoro-3-Oxanone-1-Sulfonic Acid (9Cl-PF3ONS)	ND		ng/l	2.00	--
11-Chloroeicosafluoro-3-Oxaundecane-1-Sulfonic Acid (11Cl-PF3OUdS)	ND		ng/l	2.00	--
Perfluoro-3-Methoxypropanoic Acid (PFMPA)	ND		ng/l	2.00	--
Perfluoro-4-Methoxybutanoic Acid (PFMBA)	ND		ng/l	2.00	--
Perfluoro(2-Ethoxyethane)Sulfonic Acid (PFEESA)	ND		ng/l	2.00	--
Nonafluoro-3,6-Dioxaheptanoic Acid (NFDHA)	ND		ng/l	2.00	--

Project Name: TROY MILLS LANDFILL SUPERFUND **Lab Number:** L2264711

Project Number: 04.0190987.33 **Report Date:** 12/20/22

Method Blank Analysis
Batch Quality Control

Analytical Method: 134,LCMSMS-ID
Analytical Date: 11/30/22 08:21
Analyst: RS

Extraction Method: ALPHA 23528
Extraction Date: 11/26/22 06:43

Parameter	Result	Qualifier	Units	RL	MDL
Perfluorinated Alkyl Acids by Isotope Dilution - Mansfield Lab for sample(s): 01-09 Batch: WG1716158-1					

Surrogate (Extracted Internal Standard)	%Recovery	Qualifier	Acceptance Criteria
Perfluoro[13C4]Butanoic Acid (MPFBA)	94		58-132
Perfluoro[13C5]Pentanoic Acid (M5PFPEA)	101		62-163
Perfluoro[2,3,4-13C3]Butanesulfonic Acid (M3PFBS)	93		70-131
1H,1H,2H,2H-Perfluoro[1,2-13C2]Hexanesulfonic Acid (M2-4:2FTS)	98		12-142
Perfluoro[1,2,3,4,6-13C5]Hexanoic Acid (M5PFHxA)	97		57-129
Perfluoro[1,2,3,4-13C4]Heptanoic Acid (M4PFHpA)	89		60-129
Perfluoro[1,2,3-13C3]Hexanesulfonic Acid (M3PFHxS)	92		71-134
Perfluoro[13C8]Octanoic Acid (M8PFOA)	94		62-129
1H,1H,2H,2H-Perfluoro[1,2-13C2]Octanesulfonic Acid (M2-6:2FTS)	91		14-147
Perfluoro[13C9]Nonanoic Acid (M9PFNA)	92		59-139
Perfluoro[13C8]Octanesulfonic Acid (M8PFOS)	89		69-131
Perfluoro[1,2,3,4,5,6-13C6]Decanoic Acid (M6PFDA)	95		62-124
1H,1H,2H,2H-Perfluoro[1,2-13C2]Decanesulfonic Acid (M2-8:2FTS)	98		10-162
N-Deuteriomethylperfluoro-1-octanesulfonamidoacetic Acid (d3-NMeFOSAA)	95		24-116
Perfluoro[1,2,3,4,5,6,7-13C7]Undecanoic Acid (M7-PFUDA)	100		55-137
Perfluoro[13C8]Octanesulfonamide (M8FOSA)	60		5-112
N-Deuterioethylperfluoro-1-octanesulfonamidoacetic Acid (d5-NEtFOSAA)	77		27-126
Perfluoro[1,2-13C2]Dodecanoic Acid (MPFDOA)	100		48-131
Perfluoro[1,2-13C2]Tetradecanoic Acid (M2PFTEDA)	93		22-136
2,3,3,3-Tetrafluoro-2-[1,1,2,2,3,3,3-Heptafluoropropoxy]-13C3-Propanoic Acid (M3HFPO-DA)	110		10-165
Perfluoro[13C2]Hexadecanoic Acid (M2PFHxDA)	113		10-206
1H,1H,2H,2H-Perfluorododecane Sulfonate (M2D4-10:2FTS)	143		50-150

Project Name: TROY MILLS LANDFILL SUPERFUND **Lab Number:** L2264711

Project Number: 04.0190987.33 **Report Date:** 12/20/22

Method Blank Analysis
Batch Quality Control

Analytical Method: 134,LCMSMS-ID
Analytical Date: 11/30/22 22:34
Analyst: AC

Extraction Method: ALPHA 23528
Extraction Date: 11/26/22 06:43

Parameter	Result	Qualifier	Units	RL	MDL
Perfluorinated Alkyl Acids by Isotope Dilution - Mansfield Lab for sample(s): 01-09 Batch: WG1716158-1					
Perfluorooctanesulfonamide (FOSA)	ND		ng/l	2.00	--
N-Methyl Perfluorooctane Sulfonamide (NMeFOSA)	ND		ng/l	20.0	--
N-Ethyl Perfluorooctane Sulfonamide (NEtFOSA)	ND		ng/l	20.0	--
N-Methyl Perfluorooctanesulfonamido Ethanol (NMeFOSE)	ND		ng/l	50.0	--
N-Ethyl Perfluorooctanesulfonamido Ethanol (NEtFOSE)	ND		ng/l	50.0	--

Surrogate (Extracted Internal Standard)	%Recovery	Qualifier	Acceptance Criteria
Perfluoro[13C8]Octanesulfonamide (M8FOSA)	71		5-112
N-Methyl-d3-Perfluoro-1-Octanesulfonamide (d3-NMeFOSA)	68		10-161
N-Ethyl-d5-Perfluoro-1-Octanesulfonamide (d5-NEtFOSA)	70		10-160
2-(N-Methyl-d3-Perfluoro-1-Octanesulfonamido)ethan-d4-ol (d7-NMeFOSE)	77		10-189
2-(N-Ethyl-d5-Perfluoro-1-Octanesulfonamido)ethan-d4-ol (d9-NEtFOSE)	75		10-187

Lab Control Sample Analysis
Batch Quality Control

Project Name: TROY MILLS LANDFILL SUPERFUND
Project Number: 04.0190987.33
Lab Number: L2264711
Report Date: 12/20/22

Parameter	LCS %Recovery	Qual	LCSD %Recovery	Qual	%Recovery Limits	RPD	Qual	RPD Limits
Perfluorinated Alkyl Acids by Isotope Dilution - Mansfield Lab Associated sample(s): 01-09 Batch: WG1716158-2								
Perfluorobutanoic Acid (PFBA)	103		-		67-148	-		30
Perfluoropentanoic Acid (PFPeA)	102		-		63-161	-		30
Perfluorobutanesulfonic Acid (PFBS)	104		-		65-157	-		30
1H,1H,2H,2H-Perfluorohexanesulfonic Acid (4:2FTS)	107		-		37-219	-		30
Perfluorohexanoic Acid (PFHxA)	104		-		69-168	-		30
Perfluoropentanesulfonic Acid (PFPeS)	94		-		52-156	-		30
Perfluoroheptanoic Acid (PFHpA)	105		-		58-159	-		30
Perfluorohexanesulfonic Acid (PFHxS)	108		-		69-177	-		30
Perfluorooctanoic Acid (PFOA)	99		-		63-159	-		30
1H,1H,2H,2H-Perfluorooctanesulfonic Acid (6:2FTS)	99		-		49-187	-		30
Perfluoroheptanesulfonic Acid (PFHpS)	106		-		61-179	-		30
Perfluorononanoic Acid (PFNA)	98		-		68-171	-		30
Perfluorooctanesulfonic Acid (PFOS)	105		-		52-151	-		30
Perfluorodecanoic Acid (PFDA)	100		-		63-171	-		30
1H,1H,2H,2H-Perfluorodecanesulfonic Acid (8:2FTS)	81		-		56-173	-		30
Perfluorononanesulfonic Acid (PFNS)	101		-		48-150	-		30
N-Methyl Perfluorooctanesulfonamidoacetic Acid (NMeFOSAA)	80		-		60-166	-		30
Perfluoroundecanoic Acid (PFUnA)	96		-		60-153	-		30
Perfluorodecanesulfonic Acid (PFDS)	90		-		38-156	-		30
Perfluorooctanesulfonamide (FOSA)	91		-		46-170	-		30
N-Ethyl Perfluorooctanesulfonamidoacetic Acid (NEtFOSAA)	103		-		45-170	-		30
Perfluorododecanoic Acid (PFDoA)	108		-		67-153	-		30

Lab Control Sample Analysis
Batch Quality Control

Project Name: TROY MILLS LANDFILL SUPERFUND

Project Number: 04.0190987.33

Lab Number: L2264711

Report Date: 12/20/22

Parameter	LCS %Recovery	Qual	LCSD %Recovery	Qual	%Recovery Limits	RPD	Qual	RPD Limits
Perfluorinated Alkyl Acids by Isotope Dilution - Mansfield Lab Associated sample(s): 01-09 Batch: WG1716158-2								
Perfluorotridecanoic Acid (PFTrDA)	96		-		48-158	-		30
Perfluorotetradecanoic Acid (PFTA)	96		-		59-182	-		30
2,3,3,3-Tetrafluoro-2-[1,1,2,2,3,3,3-Heptafluoropropoxy]-Propanoic Acid (HFPO-DA)	118		-		57-162	-		30
4,8-Dioxa-3h-Perfluorononanoic Acid (ADONA)	104		-		69-143	-		30
Perfluorohexadecanoic Acid (PFHxDA)	110		-		40-167	-		30
Perfluorooctadecanoic Acid (PFODA)	21		-		10-119	-		30
Perfluorododecane Sulfonic Acid (PFDoDS)	121		-		69-141	-		30
1H,1H,2H,2H-Perfluorododecanesulfonic Acid (10:2FTS)	106		-		81-188	-		30
9-Chlorohexadecafluoro-3-Oxanone-1-Sulfonic Acid (9Cl-PF3ONS)	101		-		55-158	-		30
11-Chloroeicosafluoro-3-Oxaundecane-1-Sulfonic Acid (11Cl-PF3OUdS)	96		-		52-156	-		30
Perfluoro-3-Methoxypropanoic Acid (PFMPA)	121		-		50-150	-		30
Perfluoro-4-Methoxybutanoic Acid (PFMBA)	107		-		50-150	-		30
Perfluoro(2-Ethoxyethane)Sulfonic Acid (PFEESA)	108		-		50-150	-		30
Nonafluoro-3,6-Dioxaheptanoic Acid (NFDHA)	**178**	Q	-		50-150	-		30

Lab Control Sample Analysis
Batch Quality Control

Project Name: TROY MILLS LANDFILL SUPERFUND
Project Number: 04.0190987.33
Lab Number: L2264711
Report Date: 12/20/22

Parameter	LCS %Recovery	Qual	LCSD %Recovery	Qual	%Recovery Limits	RPD	Qual	RPD Limits

Perfluorinated Alkyl Acids by Isotope Dilution - Mansfield Lab Associated sample(s): 01-09 Batch: WG1716158-2

Surrogate (Extracted Internal Standard)	LCS %Recovery	Qual	LCSD %Recovery	Qual	Acceptance Criteria
Perfluoro[13C4]Butanoic Acid (MPFBA)	95				58-132
Perfluoro[13C5]Pentanoic Acid (M5PFPEA)	101				62-163
Perfluoro[2,3,4-13C3]Butanesulfonic Acid (M3PFBS)	97				70-131
1H,1H,2H,2H-Perfluoro[1,2-13C2]Hexanesulfonic Acid (M2-4:2FTS)	105				12-142
Perfluoro[1,2,3,4,6-13C5]Hexanoic Acid (M5PFHxA)	100				57-129
Perfluoro[1,2,3,4-13C4]Heptanoic Acid (M4PFHpA)	92				60-129
Perfluoro[1,2,3-13C3]Hexanesulfonic Acid (M3PFHxS)	95				71-134
Perfluoro[13C8]Octanoic Acid (M8PFOA)	97				62-129
1H,1H,2H,2H-Perfluoro[1,2-13C2]Octanesulfonic Acid (M2-6:2FTS)	97				14-147
Perfluoro[13C9]Nonanoic Acid (M9PFNA)	96				59-139
Perfluoro[13C8]Octanesulfonic Acid (M8PFOS)	93				69-131
Perfluoro[1,2,3,4,5,6-13C6]Decanoic Acid (M6PFDA)	91				62-124
1H,1H,2H,2H-Perfluoro[1,2-13C2]Decanesulfonic Acid (M2-8:2FTS)	129				10-162
N-Deuteriomethylperfluoro-1-octanesulfonamidoacetic Acid (d3-NMeFOSAA)	102				24-116
Perfluoro[1,2,3,4,5,6,7-13C7]Undecanoic Acid (M7-PFUDA)	105				55-137
Perfluoro[13C8]Octanesulfonamide (M8FOSA)	68				5-112
N-Deuterioethylperfluoro-1-octanesulfonamidoacetic Acid (d5-NEtFOSAA)	81				27-126
Perfluoro[1,2-13C2]Dodecanoic Acid (MPFDOA)	101				48-131
Perfluoro[1,2-13C2]Tetradecanoic Acid (M2PFTEDA)	93				22-136
2,3,3,3-Tetrafluoro-2-[1,1,2,2,3,3,3-Heptafluoropropoxy]-13C3-Propanoic Acid (M3HFPO-DA)	100				10-165
Perfluoro[13C2]Hexadecanoic Acid (M2PFHxDA)	114				10-206
1H,1H,2H,2H-Perfluorododecane Sulfonate (M2D4-10:2FTS)	**156**	Q			50-150

Lab Control Sample Analysis
Batch Quality Control

Project Name: TROY MILLS LANDFILL SUPERFUND
Project Number: 04.0190987.33
Lab Number: L2264711
Report Date: 12/20/22

Parameter	LCS %Recovery	Qual	LCSD %Recovery	Qual	%Recovery Limits	RPD	Qual	RPD Limits
Perfluorinated Alkyl Acids by Isotope Dilution - Mansfield Lab Associated sample(s): 01-09 Batch: WG1716158-2								
Perfluorooctanesulfonamide (FOSA)	91		-		46-170	-		30
N-Methyl Perfluorooctane Sulfonamide (NMeFOSA)	106		-		10-185	-		30
N-Ethyl Perfluorooctane Sulfonamide (NEtFOSA)	102		-		10-202	-		30
N-Methyl Perfluorooctanesulfonamido Ethanol (NMeFOSE)	94		-		10-209	-		30
N-Ethyl Perfluorooctanesulfonamido Ethanol (NEtFOSE)	111		-		66-176	-		30

Surrogate (Extracted Internal Standard)	LCS %Recovery	Qual	LCSD %Recovery	Qual	Acceptance Criteria
Perfluoro[13C8]Octanesulfonamide (M8FOSA)	77				5-112
N-Methyl-d3-Perfluoro-1-Octanesulfonamide (d3-NMeFOSA)	72				10-161
N-Ethyl-d5-Perfluoro-1-Octanesulfonamide (d5-NEtFOSA)	79				10-160
2-(N-Methyl-d3-Perfluoro-1-Octanesulfonamido)ethan-d4-ol (d7-NMeFOSE)	80				10-189
2-(N-Ethyl-d5-Perfluoro-1-Octanesulfonamido)ethan-d4-ol (d9-NEtFOSE)	80				10-187

Matrix Spike Analysis

Batch Quality Control

Project Name: TROY MILLS LANDFILL SUPERFUND

Project Number: 04.0190987.33

Lab Number: L2264711

Report Date: 12/20/22

Parameter	Native Sample	MS Added	MS Found	MS %Recovery	Qual	MSD Found	MSD %Recovery	Qual	Recovery Limits	RPD	Qual	RPD Limits
Perfluorinated Alkyl Acids by Isotope Dilution - Mansfield Lab Associated sample(s): 01-09 QC Batch ID: WG1716158-3 QC Sample: L2263938-01 Client ID: MS Sample												
Perfluorobutanoic Acid (PFBA)	31.8	39.3	73.7	107		-	-		67-148	-		30
Perfluoropentanoic Acid (PFPeA)	67.2	39.3	111	111		-	-		63-161	-		30
Perfluorobutanesulfonic Acid (PFBS)	ND	34.9	37.7	104		-	-		65-157	-		30
1H,1H,2H,2H-Perfluorohexanesulfonic Acid (4:2FTS)	ND	36.8	39.7	108		-	-		37-219	-		30
Perfluorohexanoic Acid (PFHxA)	122	39.3	169	120		-	-		69-168	-		30
Perfluoropentanesulfonic Acid (PFPeS)	ND	37	36.9	100		-	-		52-156	-		30
Perfluoroheptanoic Acid (PFHpA)	362	39.3	417	140		-	-		58-159	-		30
Perfluorohexanesulfonic Acid (PFHxS)	3.51	35.9	42.0	107		-	-		69-177	-		30
Perfluorooctanoic Acid (PFOA)	356	39.3	396	102		-	-		63-159	-		30
1H,1H,2H,2H-Perfluorooctanesulfonic Acid (6:2FTS)	ND	37.4	37.1	99		-	-		49-187	-		30
Perfluoroheptanesulfonic Acid (PFHpS)	14.7	37.5	63.5	130		-	-		61-179	-		30
Perfluorononanoic Acid (PFNA)	139	39.3	194	140		-	-		68-171	-		30
Perfluorooctanesulfonic Acid (PFOS)	894E	36.5	946	143		-	-		52-151	-		30
Perfluorodecanoic Acid (PFDA)	42.2	39.3	81.8	101		-	-		63-171	-		30
1H,1H,2H,2H-Perfluorodecanesulfonic Acid (8:2FTS)	7.12	37.7	42.1	93		-	-		56-173	-		30
Perfluorononanesulfonic Acid (PFNS)	ND	37.8	46.7	124		-	-		48-150	-		30
N-Methyl Perfluorooctanesulfonamidoacetic Acid (NMeFOSAA)	ND	39.3	40.3F	103		-	-		60-166	-		30
Perfluoroundecanoic Acid (PFUnA)	ND	39.3	36.6	93		-	-		60-153	-		30
Perfluorodecanesulfonic Acid (PFDS)	ND	38	44.2	116		-	-		38-156	-		30
Perfluorooctanesulfonamide (FOSA)	ND	39.3	38.8	99		-	-		46-170	-		30
N-Ethyl Perfluorooctanesulfonamidoacetic Acid (NEtFOSAA)	ND	39.3	38.6	98		-	-		45-170	-		30
Perfluorododecanoic Acid (PFDoA)	ND	39.3	41.7	106		-	-		67-153	-		30

Matrix Spike Analysis

Batch Quality Control

Project Name: TROY MILLS LANDFILL SUPERFUND

Project Number: 04.0190987.33

Lab Number: L2264711

Report Date: 12/20/22

Parameter	Native Sample	MS Added	MS Found	MS %Recovery	Qual	MSD Found	MSD %Recovery	Qual	Recovery Limits	RPD	Qual	RPD Limits
Perfluorinated Alkyl Acids by Isotope Dilution - Mansfield Lab Associated sample(s): 01-09 QC Batch ID: WG1716158-3 QC Sample: L2263938-01 Client ID: MS Sample												
Perfluorotridecanoic Acid (PFTrDA)	ND	39.3	38.0	97		-	-		48-158	-		30
Perfluorotetradecanoic Acid (PFTA)	ND	39.3	37.4	95		-	-		59-182	-		30
2,3,3,3-Tetrafluoro-2-[1,1,2,2,3,3,3-Heptafluoropropoxy]-Propanoic Acid (HFPO-DA)	ND	383	518	135		-	-		57-162	-		30
4,8-Dioxa-3h-Perfluorononanoic Acid (ADONA)	ND	37.2	40.6	109		-	-		69-143	-		30
Perfluorohexadecanoic Acid (PFHxDA)	ND	39.3	42.8	109		-	-		40-167	-		30
Perfluorooctadecanoic Acid (PFODA)	ND	39.3	8.95	23		-	-		10-119	-		30

Surrogate (Extracted Internal Standard)	MS % Recovery	MS Qualifier	MSD % Recovery	MSD Qualifier	Acceptance Criteria
1H,1H,2H,2H-Perfluoro[1,2-13C2]Decanesulfonic Acid (M2-8:2FTS)	113				10-162
1H,1H,2H,2H-Perfluoro[1,2-13C2]Hexanesulfonic Acid (M2-4:2FTS)	122				12-142
1H,1H,2H,2H-Perfluoro[1,2-13C2]Octanesulfonic Acid (M2-6:2FTS)	111				14-147
2,3,3,3-Tetrafluoro-2-[1,1,2,2,3,3,3-Heptafluoropropoxy]-13C3-Propanoic Acid (M3HFPO-DA)	91				10-165
N-Deuterioethylperfluoro-1-octanesulfonamidoacetic Acid (d5-NEtFOSAA)	62				27-126
N-Deuteriomethylperfluoro-1-octanesulfonamidoacetic Acid (d3-NMeFOSAA)	62				24-116
Perfluoro[1,2,3,4,5,6,7-13C7]Undecanoic Acid (M7-PFUDA)	96				55-137
Perfluoro[1,2,3,4,5,6-13C6]Decanoic Acid (M6PFDA)	84				62-124
Perfluoro[1,2,3,4,6-13C5]Hexanoic Acid (M5PFHxA)	81				57-129
Perfluoro[1,2,3,4-13C4]Heptanoic Acid (M4PFHpA)	69				60-129
Perfluoro[1,2,3-13C3]Hexanesulfonic Acid (M3PFHxS)	109				71-134
Perfluoro[1,2-13C2]Dodecanoic Acid (MPFDOA)	91				48-131
Perfluoro[1,2-13C2]Tetradecanoic Acid (M2PFTEDA)	86				22-136
Perfluoro[13C2]Hexadecanoic Acid (M2PFHxDA)	101				10-206

Matrix Spike Analysis

Batch Quality Control

Project Name: TROY MILLS LANDFILL SUPERFUND

Project Number: 04.0190987.33

Lab Number: L2264711

Report Date: 12/20/22

Parameter	Native Sample	MS Added	MS Found	MS %Recovery	Qual	MSD Found	MSD %Recovery	Qual	Recovery Limits	RPD	Qual	RPD Limits
Perfluorinated Alkyl Acids by Isotope Dilution - Mansfield Lab Associated sample(s): 01-09 QC Batch ID: WG1716158-3 QC Sample: L2263938-01 Client ID: MS Sample												

Surrogate (Extracted Internal Standard)	MS % Recovery	MS Qualifier	MSD % Recovery	MSD Qualifier	Acceptance Criteria
Perfluoro[13C4]Butanoic Acid (MPFBA)	68				58-132
Perfluoro[13C5]Pentanoic Acid (M5PFPEA)	74				62-163
Perfluoro[13C8]Octanesulfonamide (M8FOSA)	32				5-112
Perfluoro[13C8]Octanesulfonic Acid (M8PFOS)	87				69-131
Perfluoro[13C8]Octanoic Acid (M8PFOA)	76				62-129
Perfluoro[13C9]Nonanoic Acid (M9PFNA)	76				59-139
Perfluoro[2,3,4-13C3]Butanesulfonic Acid (M3PFBS)	110				70-131

Lab Duplicate Analysis
Batch Quality Control

Project Name: TROY MILLS LANDFILL SUPERFUND
Project Number: 04.0190987.33

Lab Number: L2264711
Report Date: 12/20/22

Parameter	Native Sample	Duplicate Sample	Units	RPD	Qual	RPD Limits
Perfluorinated Alkyl Acids by Isotope Dilution - Mansfield Lab Associated sample(s): 01-09 QC Batch ID: WG1716158-4 QC Sample: L2264711-02 Client ID: TRY_MW-601B						
Perfluorobutanoic Acid (PFBA)	38.8	38.1	ng/l	2		30
Perfluoropentanoic Acid (PFPeA)	8.80	8.15	ng/l	8		30
Perfluorobutanesulfonic Acid (PFBS)	2.34	2.16	ng/l	8		30
1H,1H,2H,2H-Perfluorohexanesulfonic Acid (4:2FTS)	ND	ND	ng/l	NC		30
Perfluorohexanoic Acid (PFHxA)	4.00	3.70	ng/l	8		30
Perfluoropentanesulfonic Acid (PFPeS)	ND	ND	ng/l	NC		30
Perfluoroheptanoic Acid (PFHpA)	2.39	2.39	ng/l	0		30
Perfluorohexanesulfonic Acid (PFHxS)	ND	ND	ng/l	NC		30
Perfluorooctanoic Acid (PFOA)	20.7	21.2	ng/l	2		30
1H,1H,2H,2H-Perfluorooctanesulfonic Acid (6:2FTS)	12.9	14.1	ng/l	9		30
Perfluoroheptanesulfonic Acid (PFHpS)	ND	ND	ng/l	NC		30
Perfluorononanoic Acid (PFNA)	ND	ND	ng/l	NC		30
Perfluorooctanesulfonic Acid (PFOS)	ND	ND	ng/l	NC		30
Perfluorodecanoic Acid (PFDA)	ND	ND	ng/l	NC		30
1H,1H,2H,2H-Perfluorodecanesulfonic Acid (8:2FTS)	ND	ND	ng/l	NC		30
Perfluorononanesulfonic Acid (PFNS)	ND	ND	ng/l	NC		30
N-Methyl Perfluorooctanesulfonamidoacetic Acid (NMeFOSAA)	ND	ND	ng/l	NC		30
Perfluoroundecanoic Acid (PFUnA)	ND	ND	ng/l	NC		30
Perfluorodecanesulfonic Acid (PFDS)	ND	ND	ng/l	NC		30
N-Ethyl Perfluorooctanesulfonamidoacetic Acid (NEtFOSAA)	ND	ND	ng/l	NC		30

Lab Duplicate Analysis
Batch Quality Control

Project Name: TROY MILLS LANDFILL SUPERFUND
Project Number: 04.0190987.33

Lab Number: L2264711
Report Date: 12/20/22

Parameter	Native Sample	Duplicate Sample	Units	RPD	Qual	RPD Limits
Perfluorinated Alkyl Acids by Isotope Dilution - Mansfield Lab Associated sample(s): 01-09 QC Batch ID: WG1716158-4 QC Sample: L2264711-02 Client ID: TRY_MW-601B						
Perfluorododecanoic Acid (PFDoA)	ND	ND	ng/l	NC		30
Perfluorotridecanoic Acid (PFTrDA)	ND	ND	ng/l	NC		30
Perfluorotetradecanoic Acid (PFTA)	ND	ND	ng/l	NC		30
2,3,3,3-Tetrafluoro-2-[1,1,2,2,3,3,3-Heptafluoropropoxy]-Propanoic Acid (HFPO-DA)	ND	ND	ng/l	NC		30
4,8-Dioxa-3h-Perfluorononanoic Acid (ADONA)	ND	ND	ng/l	NC		30
Perfluorohexadecanoic Acid (PFHxDA)	ND	ND	ng/l	NC		30
Perfluorooctadecanoic Acid (PFODA)	ND	ND	ng/l	NC		30
Perfluorododecane Sulfonic Acid (PFDoDS)	ND	ND	ng/l	NC		30
1H,1H,2H,2H-Perfluorododecanesulfonic Acid (10:2FTS)	ND	ND	ng/l	NC		30
9-Chlorohexadecafluoro-3-Oxanone-1-Sulfonic Acid (9Cl-PF3ONS)	ND	ND	ng/l	NC		30
11-Chloroeicosafluoro-3-Oxaundecane-1-Sulfonic Acid (11Cl-PF3OUdS)	ND	ND	ng/l	NC		30
Perfluoro-3-Methoxypropanoic Acid (PFMPA)	ND	ND	ng/l	NC		30
Perfluoro-4-Methoxybutanoic Acid (PFMBA)	ND	ND	ng/l	NC		30
Perfluoro(2-Ethoxyethane)Sulfonic Acid (PFEESA)	ND	ND	ng/l	NC		30
Nonafluoro-3,6-Dioxaheptanoic Acid (NFDHA)	ND	ND	ng/l	NC		30

Surrogate (Extracted Internal Standard)	%Recovery	Qualifier	%Recovery	Qualifier	Acceptance Criteria
Perfluoro[13C4]Butanoic Acid (MPFBA)	90		96		58-132
Perfluoro[13C5]Pentanoic Acid (M5PFPEA)	102		109		62-163
Perfluoro[2,3,4-13C3]Butanesulfonic Acid (M3PFBS)	95		96		70-131

Lab Duplicate Analysis
Batch Quality Control

Project Name: TROY MILLS LANDFILL SUPERFUND
Project Number: 04.0190987.33

Lab Number: L2264711
Report Date: 12/20/22

Parameter	Native Sample	Duplicate Sample	Units	RPD	Qual	RPD Limits

Perfluorinated Alkyl Acids by Isotope Dilution - Mansfield Lab Associated sample(s): 01-09 QC Batch ID: WG1716158-4 QC Sample: L2264711-02 Client ID: TRY_MW-601B

Surrogate (Extracted Internal Standard)	%Recovery	Qualifier	%Recovery	Qualifier	Acceptance Criteria
1H,1H,2H,2H-Perfluoro[1,2-13C2]Hexanesulfonic Acid (M2-4:2FTS)	111		119		12-142
Perfluoro[1,2,3,4,6-13C5]Hexanoic Acid (M5PFHxA)	97		102		57-129
Perfluoro[1,2,3,4-13C4]Heptanoic Acid (M4PFHpA)	92		96		60-129
Perfluoro[1,2,3-13C3]Hexanesulfonic Acid (M3PFHxS)	98		96		71-134
Perfluoro[13C8]Octanoic Acid (M8PFOA)	92		99		62-129
1H,1H,2H,2H-Perfluoro[1,2-13C2]Octanesulfonic Acid (M2-6:2FTS)	106		111		14-147
Perfluoro[13C9]Nonanoic Acid (M9PFNA)	88		99		59-139
Perfluoro[13C8]Octanesulfonic Acid (M8PFOS)	89		93		69-131
Perfluoro[1,2,3,4,5,6-13C6]Decanoic Acid (M6PFDA)	93		99		62-124
1H,1H,2H,2H-Perfluoro[1,2-13C2]Decanesulfonic Acid (M2-8:2FTS)	102		117		10-162
N-Deuteriomethylperfluoro-1-octanesulfonamidoacetic Acid (d3-NMeFOSAA)	71		75		24-116
Perfluoro[1,2,3,4,5,6,7-13C7]Undecanoic Acid (M7-PFUDA)	94		103		55-137
Perfluoro[13C8]Octanesulfonamide (M8FOSA)	74		72		5-112
N-Deuterioethylperfluoro-1-octanesulfonamidoacetic Acid (d5-NEtFOSAA)	71		84		27-126
Perfluoro[1,2-13C2]Dodecanoic Acid (MPFDOA)	99		100		48-131
Perfluoro[1,2-13C2]Tetradecanoic Acid (M2PFTEDA)	82		90		22-136
2,3,3,3-Tetrafluoro-2-[1,1,2,2,3,3,3-Heptafluoropropoxy]-13C3-Propanoic Acid (M3HFPO-DA)	96		86		10-165
Perfluoro[13C2]Hexadecanoic Acid (M2PFHxDA)	102		108		10-206
1H,1H,2H,2H-Perfluorododecane Sulfonate (M2D4-10:2FTS)	**145**		**178**	Q	50-150
N-Methyl-d3-Perfluoro-1-Octanesulfonamide (d3-NMeFOSA)	74		70		10-161
N-Ethyl-d5-Perfluoro-1-Octanesulfonamide (d5-NEtFOSA)	83		72		10-160
2-(N-Methyl-d3-Perfluoro-1-Octanesulfonamido)ethan-d4-ol (d7-NMeFOSE)	75		70		10-189
2-(N-Ethyl-d5-Perfluoro-1-Octanesulfonamido)ethan-d4-ol (d9-NEtFOSE)	78		73		10-187

Lab Duplicate Analysis
Batch Quality Control

Project Name: TROY MILLS LANDFILL SUPERFUND
Project Number: 04.0190987.33

Lab Number: L2264711
Report Date: 12/20/22

Parameter	Native Sample	Duplicate Sample	Units	RPD	Qual	RPD Limits
Perfluorinated Alkyl Acids by Isotope Dilution - Mansfield Lab Associated sample(s): 01-09 QC Batch ID: WG1716158-4 QC Sample: L2264711-02 Client ID: TRY_MW-601B						
Perfluorooctanesulfonamide (FOSA)	ND	ND	ng/l	NC		30
N-Methyl Perfluorooctane Sulfonamide (NMeFOSA)	ND	ND	ng/l	NC		30
N-Ethyl Perfluorooctane Sulfonamide (NEtFOSA)	ND	ND	ng/l	NC		30
N-Methyl Perfluorooctanesulfonamido Ethanol (NMeFOSE)	ND	ND	ng/l	NC		30
N-Ethyl Perfluorooctanesulfonamido Ethanol (NEtFOSE)	ND	ND	ng/l	NC		30

Surrogate (Extracted Internal Standard)	%Recovery	Qualifier	%Recovery	Qualifier	Acceptance Criteria
Perfluoro[13C4]Butanoic Acid (MPFBA)	90		96		58-132
Perfluoro[13C5]Pentanoic Acid (M5PFPEA)	102		109		62-163
Perfluoro[2,3,4-13C3]Butanesulfonic Acid (M3PFBS)	95		96		70-131
1H,1H,2H,2H-Perfluoro[1,2-13C2]Hexanesulfonic Acid (M2-4:2FTS)	111		119		12-142
Perfluoro[1,2,3,4,6-13C5]Hexanoic Acid (M5PFHxA)	97		102		57-129
Perfluoro[1,2,3,4-13C4]Heptanoic Acid (M4PFHpA)	92		96		60-129
Perfluoro[1,2,3-13C3]Hexanesulfonic Acid (M3PFHxS)	98		96		71-134
Perfluoro[13C8]Octanoic Acid (M8PFOA)	92		99		62-129
1H,1H,2H,2H-Perfluoro[1,2-13C2]Octanesulfonic Acid (M2-6:2FTS)	106		111		14-147
Perfluoro[13C9]Nonanoic Acid (M9PFNA)	88		99		59-139
Perfluoro[13C8]Octanesulfonic Acid (M8PFOS)	89		93		69-131
Perfluoro[1,2,3,4,5,6-13C6]Decanoic Acid (M6PFDA)	93		99		62-124
1H,1H,2H,2H-Perfluoro[1,2-13C2]Decanesulfonic Acid (M2-8:2FTS)	102		117		10-162
N-Deuteriomethylperfluoro-1-octanesulfonamidoacetic Acid (d3-NMeFOSAA)	71		75		24-116
Perfluoro[1,2,3,4,5,6,7-13C7]Undecanoic Acid (M7-PFUDA)	94		103		55-137
Perfluoro[13C8]Octanesulfonamide (M8FOSA)	74		72		5-112
N-Deuterioethylperfluoro-1-octanesulfonamidoacetic Acid (d5-NEtFOSAA)	71		84		27-126

Lab Duplicate Analysis
Batch Quality Control

Project Name: TROY MILLS LANDFILL SUPERFUND
Project Number: 04.0190987.33

Lab Number: L2264711
Report Date: 12/20/22

Parameter	Native Sample	Duplicate Sample	Units	RPD	Qual	RPD Limits

Perfluorinated Alkyl Acids by Isotope Dilution - Mansfield Lab Associated sample(s): 01-09 QC Batch ID: WG1716158-4 QC Sample: L2264711-02 Client ID: TRY_MW-601B

Surrogate (Extracted Internal Standard)	%Recovery	Qualifier	%Recovery	Qualifier	Acceptance Criteria
Perfluoro[1,2-13C2]Dodecanoic Acid (MPFDOA)	99		100		48-131
Perfluoro[1,2-13C2]Tetradecanoic Acid (M2PFTEDA)	82		90		22-136
2,3,3,3-Tetrafluoro-2-[1,1,2,2,3,3,3-Heptafluoropropoxy]-13C3-Propanoic Acid (M3HFPO-DA)	96		86		10-165
Perfluoro[13C2]Hexadecanoic Acid (M2PFHxDA)	102		108		10-206
1H,1H,2H,2H-Perfluorododecane Sulfonate (M2D4-10:2FTS)	**145**		**178**	Q	50-150
N-Methyl-d3-Perfluoro-1-Octanesulfonamide (d3-NMeFOSA)	74		70		10-161
N-Ethyl-d5-Perfluoro-1-Octanesulfonamide (d5-NEtFOSA)	83		72		10-160
2-(N-Methyl-d3-Perfluoro-1-Octanesulfonamido)ethan-d4-ol (d7-NMeFOSE)	75		70		10-189
2-(N-Ethyl-d5-Perfluoro-1-Octanesulfonamido)ethan-d4-ol (d9-NEtFOSE)	78		73		10-187

Project Name: TROY MILLS LANDFILL SUPERFUND
Project Number: 04.0190987.33

Lab Number: L2264711
Report Date: 12/20/22

Sample Receipt and Container Information

Were project specific reporting limits specified? YES

Cooler Information

Cooler	Custody Seal
B	Absent

Container Information

Container ID	Container Type	Cooler	Initial pH	Final pH	Temp deg C	Pres	Seal	Frozen Date/Time	Analysis(*)
L2264711-01A	Plastic 250ml unpreserved	B	NA		2.8	Y	Absent		A2-537-ISOTOPE-FULL(28)
L2264711-01B	Plastic 250ml unpreserved	B	NA		2.8	Y	Absent		A2-537-ISOTOPE-FULL(28)
L2264711-02A	Plastic 250ml unpreserved	B	NA		2.8	Y	Absent		A2-537-ISOTOPE-FULL(28)
L2264711-02B	Plastic 250ml unpreserved	B	NA		2.8	Y	Absent		A2-537-ISOTOPE-FULL(28)
L2264711-03A	Plastic 250ml unpreserved	B	NA		2.8	Y	Absent		A2-537-ISOTOPE-FULL(28)
L2264711-03B	Plastic 250ml unpreserved	B	NA		2.8	Y	Absent		A2-537-ISOTOPE-FULL(28)
L2264711-04A	Plastic 250ml unpreserved	B	NA		2.8	Y	Absent		A2-537-ISOTOPE-FULL(28)
L2264711-04B	Plastic 250ml unpreserved	B	NA		2.8	Y	Absent		A2-537-ISOTOPE-FULL(28)
L2264711-05A	Plastic 250ml unpreserved	B	NA		2.8	Y	Absent		A2-537-ISOTOPE-FULL(28)
L2264711-05B	Plastic 250ml unpreserved	B	NA		2.8	Y	Absent		A2-537-ISOTOPE-FULL(28)
L2264711-06A	Plastic 250ml unpreserved	B	NA		2.8	Y	Absent		A2-537-ISOTOPE-FULL(28)
L2264711-06B	Plastic 250ml unpreserved	B	NA		2.8	Y	Absent		A2-537-ISOTOPE-FULL(28)
L2264711-07A	Plastic 250ml unpreserved	B	NA		2.8	Y	Absent		A2-537-ISOTOPE-FULL(28)
L2264711-07B	Plastic 250ml unpreserved	B	NA		2.8	Y	Absent		A2-537-ISOTOPE-FULL(28)
L2264711-08A	Plastic 250ml unpreserved	B	NA		2.8	Y	Absent		A2-537-ISOTOPE-FULL(28)
L2264711-08B	Plastic 250ml unpreserved	B	NA		2.8	Y	Absent		A2-537-ISOTOPE-FULL(28)
L2264711-09A	Plastic 250ml unpreserved	B	NA		2.8	Y	Absent		A2-537-ISOTOPE-FULL(28)
L2264711-09B	Plastic 250ml unpreserved	B	NA		2.8	Y	Absent		A2-537-ISOTOPE-FULL(28)

*Values in parentheses indicate holding time in days

Project Name: TROY MILLS LANDFILL SUPERFUND
Project Number: 04.0190987.33

Lab Number: L2264711
Report Date: 12/20/22

PFAS PARAMETER SUMMARY

Parameter	Acronym	CAS Number
PERFLUOROALKYL CARBOXYLIC ACIDS (PFCAs)		
Perfluorooctadecanoic Acid	PFODA	16517-11-6
Perfluorohexadecanoic Acid	PFHxDA	67905-19-5
Perfluorotetradecanoic Acid	PFTA/PFTeDA	376-06-7
Perfluorotridecanoic Acid	PFTrDA	72629-94-8
Perfluorododecanoic Acid	PFDoA	307-55-1
Perfluoroundecanoic Acid	PFUnA	2058-94-8
Perfluorodecanoic Acid	PFDA	335-76-2
Perfluorononanoic Acid	PFNA	375-95-1
Perfluorooctanoic Acid	PFOA	335-67-1
Perfluoroheptanoic Acid	PFHpA	375-85-9
Perfluorohexanoic Acid	PFHxA	307-24-4
Perfluoropentanoic Acid	PFPeA	2706-90-3
Perfluorobutanoic Acid	PFBA	375-22-4
PERFLUOROALKYL SULFONIC ACIDS (PFSAs)		
Perfluorododecanesulfonic Acid	PFDoDS/PFDoS	79780-39-5
Perfluorodecanesulfonic Acid	PFDS	335-77-3
Perfluorononanesulfonic Acid	PFNS	68259-12-1
Perfluorooctanesulfonic Acid	PFOS	1763-23-1
Perfluoroheptanesulfonic Acid	PFHpS	375-92-8
Perfluorohexanesulfonic Acid	PFHxS	355-46-4
Perfluoropentanesulfonic Acid	PFPeS	2706-91-4
Perfluorobutanesulfonic Acid	PFBS	375-73-5
Perfluoropropanesulfonic Acid	PFPrS	423-41-6
FLUOROTELOMERS		
1H,1H,2H,2H-Perfluorododecanesulfonic Acid	10:2FTS	120226-60-0
1H,1H,2H,2H-Perfluorodecanesulfonic Acid	8:2FTS	39108-34-4
1H,1H,2H,2H-Perfluorooctanesulfonic Acid	6:2FTS	27619-97-2
1H,1H,2H,2H-Perfluorohexanesulfonic Acid	4:2FTS	757124-72-4
PERFLUOROALKANE SULFONAMIDES (FASAs)		
Perfluorooctanesulfonamide	FOSA/PFOSA	754-91-6
N-Ethyl Perfluorooctane Sulfonamide	NEtFOSA	4151-50-2
N-Methyl Perfluorooctane Sulfonamide	NMeFOSA	31506-32-8
PERFLUOROALKANE SULFONYL SUBSTANCES		
N-Ethyl Perfluorooctanesulfonamido Ethanol	NEtFOSE	1691-99-2
N-Methyl Perfluorooctanesulfonamido Ethanol	NMeFOSE	24448-09-7
N-Ethyl Perfluorooctanesulfonamidoacetic Acid	NEtFOSAA	2991-50-6
N-Methyl Perfluorooctanesulfonamidoacetic Acid	NMeFOSAA	2355-31-9
PER- and POLYFLUOROALKYL ETHER CARBOXYLIC ACIDS		
2,3,3,3-Tetrafluoro-2-[1,1,2,2,3,3,3-Heptafluoropropoxy]-Propanoic Acid	HFPO-DA	13252-13-6
4,8-Dioxa-3h-Perfluorononanoic Acid	ADONA	919005-14-4
CHLORO-PERFLUOROALKYL SULFONIC ACIDS		
11-Chloroeicosafluoro-3-Oxaundecane-1-Sulfonic Acid	11Cl-PF3OUdS	763051-92-9
9-Chlorohexadecafluoro-3-Oxanone-1-Sulfonic Acid	9Cl-PF3ONS	756426-58-1
PERFLUOROETHER SULFONIC ACIDS (PFESAs)		
Perfluoro(2-Ethoxyethane)Sulfonic Acid	PFEESA	113507-82-7
PERFLUOROETHER/POLYETHER CARBOXYLIC ACIDS (PFPCAs)		
Perfluoro-3-Methoxypropanoic Acid	PFMPA	377-73-1
Perfluoro-4-Methoxybutanoic Acid	PFMBA	863090-89-5
Nonafluoro-3,6-Dioxaheptanoic Acid	NFDHA	151772-58-6

Project Name: TROY MILLS LANDFILL SUPERFUND
Project Number: 04.0190987.33

Lab Number: L2264711
Report Date: 12/20/22

PFAS PARAMETER SUMMARY

Parameter	Acronym	CAS Number
FLUOROTELOMER CARBOXYLIC ACIDS (FTCAs)		
3-Perfluoroheptyl Propanoic Acid	7:3FTCA	812-70-4
2H,2H,3H,3H-Perfluorooctanoic Acid	5:3FTCA	914637-49-3
3-Perfluoropropyl Propanoic Acid	3:3FTCA	356-02-5

Project Name:	TROY MILLS LANDFILL SUPERFUND	**Lab Number:**	L2264711
Project Number:	04.0190987.33	**Report Date:**	12/20/22

GLOSSARY

Acronyms

DL	- Detection Limit: This value represents the level to which target analyte concentrations are reported as estimated values, when those target analyte concentrations are quantified below the limit of quantitation (LOQ). The DL includes any adjustments from dilutions, concentrations or moisture content, where applicable. (DoD report formats only.)
EDL	- Estimated Detection Limit: This value represents the level to which target analyte concentrations are reported as estimated values, when those target analyte concentrations are quantified below the reporting limit (RL). The EDL includes any adjustments from dilutions, concentrations or moisture content, where applicable. The use of EDLs is specific to the analysis of PAHs using Solid-Phase Microextraction (SPME).
EMPC	- Estimated Maximum Possible Concentration: The concentration that results from the signal present at the retention time of an analyte when the ions meet all of the identification criteria except the ion abundance ratio criteria. An EMPC is a worst-case estimate of the concentration.
EPA	- Environmental Protection Agency.
LCS	- Laboratory Control Sample: A sample matrix, free from the analytes of interest, spiked with verified known amounts of analytes or a material containing known and verified amounts of analytes.
LCSD	- Laboratory Control Sample Duplicate: Refer to LCS.
LFB	- Laboratory Fortified Blank: A sample matrix, free from the analytes of interest, spiked with verified known amounts of analytes or a material containing known and verified amounts of analytes.
LOD	- Limit of Detection: This value represents the level to which a target analyte can reliably be detected for a specific analyte in a specific matrix by a specific method. The LOD includes any adjustments from dilutions, concentrations or moisture content, where applicable. (DoD report formats only.)
LOQ	- Limit of Quantitation: The value at which an instrument can accurately measure an analyte at a specific concentration. The LOQ includes any adjustments from dilutions, concentrations or moisture content, where applicable. (DoD report formats only.) Limit of Quantitation: The value at which an instrument can accurately measure an analyte at a specific concentration. The LOQ includes any adjustments from dilutions, concentrations or moisture content, where applicable. (DoD report formats only.)
MDL	- Method Detection Limit: This value represents the level to which target analyte concentrations are reported as estimated values, when those target analyte concentrations are quantified below the reporting limit (RL). The MDL includes any adjustments from dilutions, concentrations or moisture content, where applicable.
MS	- Matrix Spike Sample: A sample prepared by adding a known mass of target analyte to a specified amount of matrix sample for which an independent estimate of target analyte concentration is available. For Method 332.0, the spike recovery is calculated using the native concentration, including estimated values.
MSD	- Matrix Spike Sample Duplicate: Refer to MS.
NA	- Not Applicable.
NC	- Not Calculated: Term is utilized when one or more of the results utilized in the calculation are non-detect at the parameter's reporting unit.
NDPA/DPA	- N-Nitrosodiphenylamine/Diphenylamine.
NI	- Not Ignitable.
NP	- Non-Plastic: Term is utilized for the analysis of Atterberg Limits in soil.
NR	- No Results: Term is utilized when 'No Target Compounds Requested' is reported for the analysis of Volatile or Semivolatile Organic TIC only requests.
RL	- Reporting Limit: The value at which an instrument can accurately measure an analyte at a specific concentration. The RL includes any adjustments from dilutions, concentrations or moisture content, where applicable.
RPD	- Relative Percent Difference: The results from matrix and/or matrix spike duplicates are primarily designed to assess the precision of analytical results in a given matrix and are expressed as relative percent difference (RPD). Values which are less than five times the reporting limit for any individual parameter are evaluated by utilizing the absolute difference between the values; although the RPD value will be provided in the report.
SRM	- Standard Reference Material: A reference sample of a known or certified value that is of the same or similar matrix as the associated field samples.
STLP	- Semi-dynamic Tank Leaching Procedure per EPA Method 1315.
TEF	- Toxic Equivalency Factors: The values assigned to each dioxin and furan to evaluate their toxicity relative to 2,3,7,8-TCDD.
TEQ	- Toxic Equivalent: The measure of a sample's toxicity derived by multiplying each dioxin and furan by its corresponding TEF and then summing the resulting values.
TIC	- Tentatively Identified Compound: A compound that has been identified to be present and is not part of the target compound list (TCL) for the method and/or program. All TICs are qualitatively identified and reported as estimated concentrations.

Project Name:	TROY MILLS LANDFILL SUPERFUND	**Lab Number:**	L2264711
Project Number:	04.0190987.33	**Report Date:**	12/20/22

Footnotes

1 - The reference for this analyte should be considered modified since this analyte is absent from the target analyte list of the original method.

Terms

Analytical Method: Both the document from which the method originates and the analytical reference method. (Example: EPA 8260B is shown as 1,8260B.) The codes for the reference method documents are provided in the References section of the Addendum.

Chlordane: The target compound Chlordane (CAS No. 57-74-9) is reported for GC ECD analyses. Per EPA,this compound "refers to a mixture of chlordane isomers, other chlorinated hydrocarbons and numerous other components." (Reference: USEPA Toxicological Review of Chlordane, In Support of Summary Information on the Integrated Risk Information System (IRIS), December 1997.)

Difference: With respect to Total Oxidizable Precursor (TOP) Assay analysis, the difference is defined as the Post-Treatment value minus the Pre-Treatment value.

Final pH: As it pertains to Sample Receipt & Container Information section of the report, Final pH reflects pH of container determined after adjustment at the laboratory, if applicable. If no adjustment required, value reflects Initial pH.

Frozen Date/Time: With respect to Volatile Organics in soil, Frozen Date/Time reflects the date/time at which associated Reagent Water-preserved vials were initially frozen. Note: If frozen date/time is beyond 48 hours from sample collection, value will be reflected in 'bold'.

Gasoline Range Organics (GRO): Gasoline Range Organics (GRO) results include all chromatographic peaks eluting from Methyl tert butyl ether through Naphthalene, with the exception of GRO analysis in support of State of Ohio programs, which includes all chromatographic peaks eluting from Hexane through Dodecane.

Initial pH: As it pertains to Sample Receipt & Container Information section of the report, Initial pH reflects pH of container determined upon receipt, if applicable.

PAH Total: With respect to Alkylated PAH analyses, the 'PAHs, Total' result is defined as the summation of results for all or a subset of the following compounds: Naphthalene, C1-C4 Naphthalenes, 2-Methylnaphthalene, 1-Methylnaphthalene, Biphenyl, Acenaphthylene, Acenaphthene, Fluorene, C1-C3 Fluorenes, Phenanthrene, C1-C4 Phenanthrenes/Anthracenes, Anthracene, Fluoranthene, Pyrene, C1-C4 Fluoranthenes/Pyrenes, Benz(a)anthracene, Chrysene, C1-C4 Chrysenes, Benzo(b)fluoranthene, Benzo(j)+(k)fluoranthene, Benzo(e)pyrene, Benzo(a)pyrene, Perylene, Indeno(1,2,3-cd)pyrene, Dibenz(ah)+(ac)anthracene, Benzo(g,h,i)perylene. If a 'Total' result is requested, the results of its individual components will also be reported.

PFAS Total: With respect to PFAS analyses, the 'PFAS, Total (5)' result is defined as the summation of results for: PFHpA, PFHxS, PFOA, PFNA and PFOS. In addition, the 'PFAS, Total (6)' result is defined as the summation of results for: PFHpA, PFHxS, PFOA, PFNA, PFDA and PFOS. For MassDEP DW compliance analysis only, the 'PFAS, Total (6)' result is defined as the summation of results at or above the RL. Note: If a 'Total' result is requested, the results of its individual components will also be reported.

Total: With respect to Organic analyses, a 'Total' result is defined as the summation of results for individual isomers or Aroclors. If a 'Total' result is requested, the results of its individual components will also be reported. This is applicable to 'Total' results for methods 8260, 8081 and 8082.

Data Qualifiers

A - Spectra identified as "Aldol Condensates" are byproducts of the extraction/concentration procedures when acetone is introduced in the process.

B - The analyte was detected above the reporting limit in the associated method blank. Flag only applies to associated field samples that have detectable concentrations of the analyte at less than ten times (10x) the concentration found in the blank. For MCP-related projects, flag only applies to associated field samples that have detectable concentrations of the analyte at less than ten times (10x) the concentration found in the blank. For DOD-related projects, flag only applies to associated field samples that have detectable concentrations of the analyte at less than ten times (10x) the concentration found in the blank AND the analyte was detected above one-half the reporting limit (or above the reporting limit for common lab contaminants) in the associated method blank. For NJ-Air-related projects, flag only applies to associated field samples that have detectable concentrations of the analyte above the reporting limit. For NJ-related projects (excluding Air), flag only applies to associated field samples that have detectable concentrations of the analyte, which was detected above the reporting limit in the associated method blank or above five times the reporting limit for common lab contaminants (Phthalates, Acetone, Methylene Chloride, 2-Butanone).

C - Co-elution: The target analyte co-elutes with a known lab standard (i.e. surrogate, internal standards, etc.) for co-extracted analyses.

D - Concentration of analyte was quantified from diluted analysis. Flag only applies to field samples that have detectable concentrations of the analyte.

E - Concentration of analyte exceeds the range of the calibration curve and/or linear range of the instrument.

F - The ratio of quantifier ion response to qualifier ion response falls outside of the laboratory criteria. Results are considered to be an estimated maximum concentration.

G - The concentration may be biased high due to matrix interferences (i.e, co-elution) with non-target compound(s). The result should be considered estimated.

H - The analysis of pH was performed beyond the regulatory-required holding time of 15 minutes from the time of sample collection.

I - The lower value for the two columns has been reported due to obvious interference.

J - Estimated value. This represents an estimated concentration for Tentatively Identified Compounds (TICs).

M - Reporting Limit (RL) exceeds the MCP CAM Reporting Limit for this analyte.

Report Format: Data Usability Report

Project Name:	TROY MILLS LANDFILL SUPERFUND	**Lab Number:**	L2264711
Project Number:	04.0190987.33	**Report Date:**	12/20/22

Data Qualifiers

ND - Not detected at the reporting limit (RL) for the sample.

NJ - Presumptive evidence of compound. This represents an estimated concentration for Tentatively Identified Compounds (TICs), where the identification is based on a mass spectral library search.

P - The RPD between the results for the two columns exceeds the method-specified criteria.

Q - The quality control sample exceeds the associated acceptance criteria. For DOD-related projects, LCS and/or Continuing Calibration Standard exceedences are also qualified on all associated sample results. Note: This flag is not applicable for matrix spike recoveries when the sample concentration is greater than 4x the spike added or for batch duplicate RPD when the sample concentrations are less than 5x the RL. (Metals only.)

R - Analytical results are from sample re-analysis.

RE - Analytical results are from sample re-extraction.

S - Analytical results are from modified screening analysis.

V - The surrogate associated with this target analyte has a recovery outside the QC acceptance limits. (Applicable to MassDEP DW Compliance samples only.)

Z - The batch matrix spike and/or duplicate associated with this target analyte has a recovery/RPD outside the QC acceptance limits. (Applicable to MassDEP DW Compliance samples only.)

Project Name:	TROY MILLS LANDFILL SUPERFUND	**Lab Number:**	L2264711
Project Number:	04.0190987.33	**Report Date:**	12/20/22

REFERENCES

134 Determination of Selected Perfluorinated Alkyl Acids in Drinking Water by Solid Phase Extraction and Liquid Chromatography/Tandem Mass Spectrometry (LC/MS/MS) using Isotope Dilution. Alpha SOP 23528.

LIMITATION OF LIABILITIES

Alpha Analytical performs services with reasonable care and diligence normal to the analytical testing laboratory industry. In the event of an error, the sole and exclusive responsibility of Alpha Analytical shall be to re-perform the work at it's own expense. In no event shall Alpha Analytical be held liable for any incidental, consequential or special damages, including but not limited to, damages in any way connected with the use of, interpretation of, information or analysis provided by Alpha Analytical.

We strongly urge our clients to comply with EPA protocol regarding sample volume, preservation, cooling, containers, sampling procedures, holding time and splitting of samples in the field.

Certification Information

The following analytes are not included in our Primary NELAP Scope of Accreditation:

Westborough Facility
EPA 624/624.1: m/p-xylene, o-xylene, Naphthalene
EPA 625/625.1: alpha-Terpineol
EPA 8260C/8260D: NPW: 1,2,4,5-Tetramethylbenzene; 4-Ethyltoluene, Azobenzene; SCM: Iodomethane (methyl iodide), 1,2,4,5-Tetramethylbenzene; 4-Ethyltoluene.
EPA 8270D/8270E: NPW: Dimethylnaphthalene,1,4-Diphenylhydrazine, alpha-Terpineol; SCM: Dimethylnaphthalene,1,4-Diphenylhydrazine.
SM4500: NPW: Amenable Cyanide; SCM: Total Phosphorus, TKN, NO2, NO3.

Mansfield Facility
SM 2540D: TSS
EPA 8082A: NPW: PCB: 1, 5, 31, 87,101, 110, 141, 151, 153, 180, 183, 187.
EPA TO-15: Halothane, 2,4,4-Trimethyl-2-pentene, 2,4,4-Trimethyl-1-pentene, Thiophene, 2-Methylthiophene, 3-Methylthiophene, 2-Ethylthiophene, 1,2,3-Trimethylbenzene, Indan, Indene, 1,2,4,5-Tetramethylbenzene, Benzothiophene, 1-Methylnaphthalene.
Biological Tissue Matrix: EPA 3050B

The following analytes are included in our Massachusetts DEP Scope of Accreditation

Westborough Facility:

Drinking Water
EPA 300.0: Chloride, Nitrate-N, Fluoride, Sulfate; **EPA 353.2**: Nitrate-N, Nitrite-N; **SM4500NO3-F**: Nitrate-N, Nitrite-N; **SM4500F-C, SM4500CN-CE, EPA 180.1, SM2130B, SM4500Cl-D, SM2320B, SM2540C, SM4500H-B, SM4500NO2-B**
EPA 332: Perchlorate; **EPA 524.2:** THMs and VOCs; **EPA 504.1:** EDB, DBCP.
Microbiology: **SM9215B; SM9223-P/A, SM9223B-Colilert-QT,SM9222D**.

Non-Potable Water
SM4500H,B, EPA 120.1, SM2510B, SM2540C, SM2320B, SM4500CL-E, SM4500F-BC, SM4500NH3-BH: Ammonia-N and Kjeldahl-N, **EPA 350.1**: Ammonia-N, **LACHAT 10-107-06-1-B**: Ammonia-N, **EPA 351.1, SM4500NO3-F, EPA 353.2**: Nitrate-N**, SM4500P-E, SM4500P-B, E, SM4500SO4-E, SM5220D, EPA 410.4, SM5210B, SM5310C, SM4500CL-D, EPA 1664, EPA 420.1, SM4500-CN-CE, SM2540D, EPA 300: Chloride, Sulfate, Nitrate.**
EPA 624.1: Volatile Halocarbons & Aromatics,
EPA 608.3: Chlordane, Toxaphene, Aldrin, alpha-BHC, beta-BHC, gamma-BHC, delta-BHC, Dieldrin, DDD, DDE, DDT, Endosulfan I, Endosulfan II, Endosulfan sulfate, Endrin, Endrin Aldehyde, Heptachlor, Heptachlor Epoxide, PCBs
EPA 625.1: SVOC (Acid/Base/Neutral Extractables), **EPA 600/4-81-045**: PCB-Oil.
Microbiology: **SM9223B-Colilert-QT; Enterolert-QT, SM9221E, EPA 1600, EPA 1603, SM9222D.**

Mansfield Facility:

Drinking Water
EPA 200.7: Al, Ba, Cd, Cr, Cu, Fe, Mn, Ni, Na, Ag, Ca, Zn. **EPA 200.8:** Al, Sb, As, Ba, Be, Cd, Cr, Cu, Pb, Mn, Ni, Se, Ag, TL, Zn. **EPA 245.1** Hg.
EPA 522, EPA 537.1.

Non-Potable Water
EPA 200.7: Al, Sb, As, Be, Cd, Ca, Cr, Co, Cu, Fe, Pb, Mg, Mn, Mo, Ni, K, Se, Ag, Na, Sr, TL, Ti, V, Zn.
EPA 200.8: Al, Sb**,** As, Be, Cd, Cr, Cu, Fe, Pb, Mn, Ni, K, Se, Ag, Na, TL, Zn.
EPA 245.1 Hg.
SM2340B

For a complete listing of analytes and methods, please contact your Alpha Project Manager.

CHAIN OF CUSTODY

PAGE 1 OF 1

Date Rec'd in Lab: 11/17/22

ALPHA Job #: L2264711

Westborough, MA
TEL: 508-898-9220
FAX: 508-898-9193

Mansfield, MA
TEL: 508-822-9300
FAX: 508-822-3288

Project Information

Project Name: Troy Mills Landfill Superfund

Project Location: Troy, NH

Project #: 04.0190987.33

Project Manager: Michael Summerlin

ALPHA Quote #: Contract #1081921

Client Information

Client: NHDES

Address: 29 Hazen Drive

Concord, NH 03302

Phone: 603-271-3649

Fax:

Email: see comments

☐ These samples have been Previously analyzed by Alpha

Turn-Around Time

☒ Standard ☐ Rush (ONLY IF PRE-APPROVED)

Due Date: Time:

Report Information Data Deliverables

☐ FAX ☒ EMAIL

☒ ADEx ☐ Add'l Deliverables

Billing Information

☒ Same as Client info PO #: 2590-03 "T"

Regulatory Requirements/Report Limits

State/Fed Program	Criteria
NHDES	Sampling and Analysis Plan limits

Other Project Specific Requirements/Comments/Detection Limits:

michael.d.summerlinjr@des.nh.gov. Please also email login receipts and lab reports to megan.murphy@gza.com and katherine.mcdonald@gza.com. Please provide excel files formatted for upload to the NHDES EMD and for GZA EQuIS upload.

Temperature Blank included in cooler.

ANALYSIS

SAMPLE HANDLING
Filtration
☐ Done
■ Not Needed
☐ Lab to do
Preservation
☐ Lab to do
(Please specify below)

ALPHA Lab ID (Lab Use Only)	Sample ID	Collection Date	Collection Time	Sample Matrix	Sampler's Initials	PFAS (NHDES Contract 40-compound List)	Sample Specific Comments	TOTAL # BOTTLES
L2264711-01	TRY_MW-903S	11/14/22	14:35	GW	EF	✔		2
-02	TRY_MW-601B	11/14/22	15:00	GW	ED	✔		2
-03	TRY_MW-205	11/15/22	11:30	GW	ED	✔		2
-04	TRY_MW-903B	11/15/22	15:55	GW	ED	✔		2
-05	TRY_MW-902S	11/15/22	15:00	GW	EF	✔		2
-06	TRY_MW-902B	11/15/22	13:40	GW	EF	✔		2
-07	EQUIP BLANK	11/15/22	15:30	AQ	ED	✔	WLM/205	2
-08	TRY_MW-901S	11/15/22	16:00	GW	MM	✔	High silt content	2
-09	TRY_MW-901B	11/16/22	11:50	GW	ED	✔		2

Please check appropriate boxes below

Container Type	P	-	-	-	-	-	-	-	-	-	-	-
Preservative	A	-	-	-	-	-	-	-	-	-	-	-

Relinquished By:	Date/Time	Received By:	Date/Time
[illegible]	11/16/22 1330	[illegible]	11/16/22 1330
[illegible]	11/16/22 1650	[illegible]	11/16/22 16[illegible]
[illegible] 20:00	11/16/22	[illegible] AAL	11/16/22 20:00
[illegible] AAL	11/16/22 22:30	[illegible]	11/16/22 2230
[illegible]	11/17/22 0730	[illegible] AAL	11/17/0730
[illegible] AAL	11/17/22 0949	[illegible]	11/17/22 0949

Please print clearly, legibly and completely. Samples can not be logged in and turnaround time clock will not start until any ambiguities are resolved. All samples submitted are subject to Alpha's Payment Terms.

FORM NO. 01-018(A)
(rev. 6-JAN-12)

Appendix K – Waste Disposal Manifest

Please print or type. (Form designed for use on elite (12-pitch) typewriter.) Form Approved. OMB No. 2050-0039

UNIFORM HAZARDOUS WASTE MANIFEST

1. Generator ID Number: NHD510177678
2. Page 1 of 1
3. Emergency Response Phone: 800-535-5053
4. Manifest Tracking Number: 018359271 JJK

5. Generator's Name and Mailing Address: Att: Mike Summerlin
NH Dept of Environmental Services
P O Box 95, 29 Hazen Drive
Concord NH 03302-0095
Generator's Phone: 603 271 3649

Generator's Site Address (if different than mailing address):
Troy Mills Landfill Superfund Site
Rockwood Pond Road
Troy NH 03465

6. Transporter 1 Company Name: Strategic Environmental Services, Inc.
U.S. EPA ID Number: MAC300102422

7. Transporter 2 Company Name: CLEAN HARBORS ENVIRONMENTAL INC
U.S. EPA ID Number: MAD039322250

8. Designated Facility Name and Site Address:
Clean Harbors Braintree, Inc.
1 Hill Avenue
Braintree MA 02184
Facility's Phone: 781 380 7175
U.S. EPA ID Number: MAD053527633

9a. HM	9b. U.S. DOT Description (including Proper Shipping Name, Hazard Class, ID Number, and Packing Group (if any))	10. Containers No.	10. Containers Type	11. Total Quantity	12. Unit Wt./Vol.	13. Waste Codes
X	1. UN1993, WASTE Flammable liquids, n.o.s. (Hexane, 2-Propanol) 3, PGII	001	DM	XX5	G	D001
	2.					
	3.					
	4.					

14. Special Handling Instructions and Additional Information
1)(L,I) Hexane Decon Liquid // CH1741469 // (1 x 5 gal pail) ERG#128 PM: C. Pepin // CH
Req# _____ SO# 2201558476 // Emergency Contact: INFOTRAC, CN# 110775; 800-535-5053

15. **GENERATOR'S/OFFEROR'S CERTIFICATION:** I hereby declare that the contents of this consignment are fully and accurately described above by the proper shipping name, and are classified, packaged, marked and labeled/placarded, and are in all respects in proper condition for transport according to applicable international and national governmental regulations. If export shipment and I am the Primary Exporter, I certify that the contents of this consignment conform to the terms of the attached EPA Acknowledgment of Consent.
I certify that the waste minimization statement identified in 40 CFR 262.27(a) (if I am a large quantity generator) or (b) (if I am a small quantity generator) is true.

Generator's/Offeror's Printed/Typed Name: Agent for Frank Amero
Signature: Frank Amero
Month 11 Day 15 Year 22

16. International Shipments ☐ Import to U.S. ☐ Export from U.S. Port of entry/exit:
Transporter signature (for exports only): Date leaving U.S.:

17. Transporter Acknowledgment of Receipt of Materials

Transporter 1 Printed/Typed Name: Francis P Amero Sr
Signature: Francis P Amero Sr
Month 11 Day 15 Year 22

Transporter 2 Printed/Typed Name: Wal ZAMBROWSKI
Signature:
Month 11 Day 18 Year 22

18. Discrepancy

18a. Discrepancy Indication Space ☐ Quantity ☐ Type ☐ Residue ☐ Partial Rejection ☐ Full Rejection

Manifest Reference Number:

18b. Alternate Facility (or Generator) U.S. EPA ID Number

Facility's Phone:

18c. Signature of Alternate Facility (or Generator) Month Day Year

19. Hazardous Waste Report Management Method Codes (i.e., codes for hazardous waste treatment, disposal, and recycling systems)

1. 2. 3. 4.

20. Designated Facility Owner or Operator: Certification of receipt of hazardous materials covered by the manifest except as noted in Item 18a

Printed/Typed Name: AMY YETMAN
Signature:
Month 11 Day 18 Year 22

GENERATOR — INT'L — TRANSPORTER — DESIGNATED FACILITY

EPA Form 8700-22 (Rev. 3-05) Previous editions are obsolete.

DESIGNATED FACILITY TO DESTINATION STATE (IF REQUIRED)

Appendix L – Vendor Certifications and Instrument Calibration / Maintenance Logs

Vendor Equipment Certifications

US Environmental Rental Corporation

(888) 550-8100 www.usenvironmental.com

166 Riverview Ave, Waltham, MA 02453 (781) 899-1560
91 Prestige Park Circle, Suite 5, East Hartford, CT 06108 (860) 289-8700
5C South Gold Dr, Hamilton, NJ 08691 (609) 570-8555
1202 Tech Blvd., Suite 108, Tampa, FL 33619 (813) 628-4200

Order No.: 0
Date: 9/15/2022
Technician: BP

Company: 1/0/1900
Contact: 0
Phone #: 0

Packing List

Item	Serial Number	Included	QC
MiniRAE 3000	**1000-1399**	✓	
Manual			
Charger		✓	
Probe Tip		✓	
Alkaline Battery Pack		✓	
External Filters		✓	
Software			
Comm. Cable			
Regulator		✓	
Tedlar Bag		✓	
Calibration Gas		✓	
Tube Holder			
Zero Tubes			

Calibration Report

Item		Information	
MiniRAE 3000	**1000-1399**		
Calibration Gas:		***ISOBUTYLENE***	
Lot Number:		3.04402E+12	
Span Setting:		***100.00***	***ppm***
Correction Factor:		***1.00***	
Zero Reading:		***0.00***	***ppm***
Span Reading:		***100.00***	***ppm***
Post-Cal Bump Test:		***100.10***	***ppm***
Lamp		***11.7 eV***	

This document certifies that US Environmental Rental Corporation has provided this rental equipment and all accessories in good working order. It is the renter's responsibility to: a) review all included items upon receipt, b) verify that all items are in acceptable condition and function properly, and c) contact a US Environmental associate immediately if any item is missing, damaged, and/or not functioning properly. Any delay in notifying US Environmental will be considered as the Renter taking responsibility for such missing, damaged, and/or malfunctioning item.

Missing, damaged, and/or malfunctioning equipment and accessories will result in additional fees.

US Environmental Rental Corporation

(888) 550-8100 www.usenvironmental.com

166 Riverview Ave, Waltham, MA 02453 (781) 899-1560
91 Prestige Park Circle, Suite 5, East Hartford, CT 06108 (860) 289-8700
5C South Gold Dr, Hamilton, NJ 08691 (609) 570-8555
1202 Tech Blvd., Suite 108, Tampa, FL 33619 (813) 628-4200

Order No.: 0
Date: 10/13/2022
Technician: BP

Company: 1/0/1900
Contact: 0
Phone #: 0

Packing List

Item	Serial Number	Included	QC
MiniRAE 3000	**1000-1536**	✓	
Manual			
Charger		✓	
Probe Tip		✓	
Alkaline Battery Pack		✓	
External Filters		✓	
Software			
Comm. Cable			
Regulator		✓	
Tedlar Bag		✓	
Calibration Gas		✓	
Tube Holder			
Zero Tubes			

Calibration Report

Item		Information	
MiniRAE 3000	**1000-1536**		
Calibration Gas:		***ISOBUTYLENE***	
Lot Number:		4931806	
Span Setting:		***100.00***	***ppm***
Correction Factor:		***1.00***	
Zero Reading:		***0.00***	***ppm***
Span Reading:		***100.00***	***ppm***
Post-Cal Bump Test:		***100.70***	***ppm***
Lamp		***10.6 eV***	

This document certifies that US Environmental Rental Corporation has provided this rental equipment and all accessories in good working order. It is the renter's responsibility to: a) review all included items upon receipt, b) verify that all items are in acceptable condition and function properly, and c) contact a US Environmental associate immediately if any item is missing, damaged, and/or not functioning properly. Any delay in notifying US Environmental will be considered as the Renter taking responsibility for such missing, damaged, and/or malfunctioning item.

Missing, damaged, and/or malfunctioning equipment and accessories will result in additional fees.

unit 1

INSTRUMENT CALIBRATION REPORT

Pine Environmental Services LLC
29 Washington Avenue, Unit A
Scarborough, ME 04074
Toll-free: (888) 779-PINE (7463)

Pine Environmental Services, Inc.

Instrument ID IN-SITU 784826
Description IN-SITU AQUATROLL 600
Calibrated 10/3/2022 12:44:58PM

Manufacturer In-Situ
Model Number AquaTROLL 500
Serial Number/ Lot Number 784826
Location Maine
Department

State Certified
Status Pass
Temp °C 23
Humidity % 40

Calibration Specifications

Group # 1
Group Name PH
Stated Accy Pct of Reading
Range Acc % 0.0000
Reading Acc % 3.0000
Plus/Minus 0.00

Nom In Val / In Val	In Type	Out Val	Out Type	Fnd As	Lft As	Dev%	Pass/Fail
7.00 / 7.00	PH	7.00	PH	7.13	7.00	0.00%	Pass
4.00 / 4.00	PH	4.00	PH	4.09	4.00	0.00%	Pass
10.00 / 10.00	PH	10.00	PH	10.15	10.00	0.00%	Pass

Group # 2
Group Name Conductivity
Stated Accy Pct of Reading
Range Acc % 0.0000
Reading Acc % 3.0000
Plus/Minus 0.000

Nom In Val / In Val	In Type	Out Val	Out Type	Fnd As	Lft As	Dev%	Pass/Fail
1.413 / 1.413	ms/cm	1.413	ms/cm	1.388	1.413	0.00%	Pass

Group # 3
Group Name Redox (ORP)
Stated Accy Pct of Reading
Range Acc % 0.0000
Reading Acc % 3.0000
Plus/Minus 0.00

Nom In Val / In Val	In Type	Out Val	Out Type	Fnd As	Lft As	Dev%	Pass/Fail
240.00 / 240.00	mv	240.00	mv	256.00	240.00	0.00%	Pass

Group # 4
Group Name Disolved Oxygen Span
Stated Accy Pct of Reading
Range Acc % 0.0000
Reading Acc % 3.0000
Plus/Minus 0.00

Nom In Val / In Val	In Type	Out Val	Out Type	Fnd As	Lft As	Dev%	Pass/Fail
100.00 / 100.00	%	100.00	%	101.90	100.00	0.00%	Pass

Unit 1

INSTRUMENT CALIBRATION REPORT

Pine Environmental Services LLC

29 Washington Avenue, Unit A
Scarborough, ME 04074
Toll-free: (888) 779-PINE (7463)

Pine Environmental Services, Inc.

Instrument ID IN-SITU 784826
Description IN-SITU AQUATROLL 600
Calibrated 10/3/2022 12:44:58PM

Test Instruments Used During the Calibration **(As Of Cal Entry Date)**

Test Standard ID	Description	Manufacturer	Model Number	Serial Number / Lot Number	Last Cal Date/ Opened Date	Next Cal Date / Expiration Date
ME COND 1.413 2GD564	ME COND 1.413 2GD564	AquaPhoenix Scientific	31986	2GD564		4/1/2023
ME ORP 240 MV 2GC778	ME ORP 240 MV 2GC778	AquaPhoenix Scientific	32001	2GC778		12/31/2022
ME PH 10 1GE974	ME PH 10 1GE974	AquaPhoenix Scientific	32034	1GE974		11/1/2022
ME PH 4 2GD849	ME PH 4 1GE539	AquaPhoenix Scientific	32017			4/1/2024
ME PH 7 1GL081	ME PH 7 1GL081	AquaPhoenix Scientific	32025	1GL081		10/1/2023

Notes about this calibration

NIST Thermometer D16110472, annually calibrated on 4-7-2022
NIST therm: 19.31
Unit therm: 19.35

Calibration Result Calibration Successful
Who Calibrated Tim Phaneuf

All instruments are calibrated by Pine Environmental Services LLC according to the manufacturer's specifications, but it is the customer's responsibility to calibrate and maintain this unit in accordance with the manufacturer's specifications and/or the customer's own specific needs.

Notify Pine Environmental Services LLC of any defect within 24 hours of receipt of equipment
Please call 800-301-9663 for Technical Assistance

unit 2

INSTRUMENT CALIBRATION REPORT

Pine Environmental Services LLC

29 Washington Avenue, Unit A
Scarborough, ME 04074
Toll-free: (888) 779-PINE (7463)

Pine Environmental Services, Inc.

Instrument ID IN-SITU 922696
Description IN-SITU AQUATROLL 600
Calibrated 10/3/2022 12:32:18PM

Manufacturer In-Situ
Model Number AquaTROLL 500
Serial Number/ Lot Number 922696
Location Maine
Department

State Certified
Status Pass
Temp °C 23
Humidity % 40

Calibration Specifications

Group # 1
Group Name PH
Stated Accy Pct of Reading
Range Acc % 0.0000
Reading Acc % 3.0000
Plus/Minus 0.00

Nom In Val / In Val	In Type	Out Val	Out Type	Fnd As	Lft As	Dev%	Pass/Fail
7.00 / 7.00	PH	7.00	PH	6.92	7.01	0.14%	Pass
4.00 / 4.00	PH	4.00	PH	4.26	4.00	0.00%	Pass
10.00 / 10.00	PH	10.00	PH	9.75	10.04	0.40%	Pass

Group # 2
Group Name Conductivity
Stated Accy Pct of Reading
Range Acc % 0.0000
Reading Acc % 3.0000
Plus/Minus 0.000

Nom In Val / In Val	In Type	Out Val	Out Type	Fnd As	Lft As	Dev%	Pass/Fail
1.413 / 1.413	ms/cm	1.413	ms/cm	1.483	1.413	0.00%	Pass

Group # 3
Group Name Redox (ORP)
Stated Accy Pct of Reading
Range Acc % 0.0000
Reading Acc % 3.0000
Plus/Minus 0.00

Nom In Val / In Val	In Type	Out Val	Out Type	Fnd As	Lft As	Dev%	Pass/Fail
240.00 / 240.00	mv	240.00	mv	243.30	240.00	0.00%	Pass

Group # 4
Group Name Disolved Oxygen Span
Stated Accy Pct of Reading
Range Acc % 0.0000
Reading Acc % 3.0000
Plus/Minus 0.00

Nom In Val / In Val	In Type	Out Val	Out Type	Fnd As	Lft As	Dev%	Pass/Fail
100.00 / 100.00	%	100.00	%	97.20	100.00	0.00%	Pass

Unit 2

INSTRUMENT CALIBRATION REPORT

Pine Environmental Services LLC

29 Washington Avenue, Unit A
Scarborough, ME 04074
Toll-free: (888) 779-PINE (7463)

Pine Environmental Services, Inc.

Instrument ID IN-SITU 922696
Description IN-SITU AQUATROLL 600
Calibrated 10/3/2022 12:32:18PM

Test Instruments Used During the Calibration **(As Of Cal Entry Date)**

Test Standard ID	Description	Manufacturer	Model Number	Serial Number / Lot Number	Last Cal Date/ Opened Date	Next Cal Date / Expiration Date
ME COND 1.413 2GD564	ME COND 1.413 2GD564	AquaPhoenix Scientific	31986	2GD564		4/1/2023
ME ORP 240 MV 2GC778	ME ORP 240 MV 2GC778	AquaPhoenix Scientific	32001	2GC778		12/31/2022
ME PH 10 1GE974	ME PH 10 1GE974	AquaPhoenix Scientific	32034	1GE974		11/1/2022
ME PH 4 2GD849	ME PH 4 1GE539	AquaPhoenix Scientific	32017			4/1/2024
ME PH 7 1GL081	ME PH 7 1GL081	AquaPhoenix Scientific	32025	1GL081		10/1/2023

Notes about this calibration

NIST Thermometer D16110472, annually calibrated on 4-7-2022
NIST therm: 18.68
Unit therm: 18.69

Calibration Result Calibration Successful
Who Calibrated Tim Phaneuf

All instruments are calibrated by Pine Environmental Services LLC according to the manufacturer's specifications, but it is the customer's responsibility to calibrate and maintain this unit in accordance with the manufacturer's specifications and/or the customer's own specific needs.

Notify Pine Environmental Services LLC of any defect within 24 hours of receipt of equipment
Please call 800-301-9663 for Technical Assistance

BU

INSTRUMENT CALIBRATION REPORT

Pine Environmental Services LLC
29 Washington Avenue, Unit A
Scarborough, ME 04074
Toll-free: (888) 779-PINE (7463)

Pine Environmental Services, Inc.

Instrument ID IN-SITU 923475
Description IN-SITU AQUATROLL 600
Calibrated 10/3/2022 12:49:08PM

Manufacturer In-Situ
Model Number AquaTROLL 500
Serial Number/ Lot Number 923475
Location Maine
Department

State Certified
Status Pass
Temp °C 23
Humidity % 40

Calibration Specifications

Group # 1
Group Name PH
Stated Accy Pct of Reading
Range Acc % 0.0000
Reading Acc % 3.0000
Plus/Minus 0.00

Nom In Val / In Val	In Type	Out Val	Out Type	Fnd As	Lft As	Dev%	Pass/Fail
7.00 / 7.00	PH	7.00	PH	6.98	7.02	0.29%	Pass
4.00 / 4.00	PH	4.00	PH	4.12	4.00	0.00%	Pass
10.00 / 10.00	PH	10.00	PH	9.99	10.04	0.40%	Pass

Group # 2
Group Name Conductivity
Stated Accy Pct of Reading
Range Acc % 0.0000
Reading Acc % 3.0000
Plus/Minus 0.000

Nom In Val / In Val	In Type	Out Val	Out Type	Fnd As	Lft As	Dev%	Pass/Fail
1.413 / 1.413	ms/cm	1.413	ms/cm	1.437	1.413	0.00%	Pass

Group # 3
Group Name Redox (ORP)
Stated Accy Pct of Reading
Range Acc % 0.0000
Reading Acc % 3.0000
Plus/Minus 0.00

Nom In Val / In Val	In Type	Out Val	Out Type	Fnd As	Lft As	Dev%	Pass/Fail
240.00 / 240.00	mv	240.00	mv	241.10	240.00	0.00%	Pass

Group # 4
Group Name Disolved Oxygen Span
Stated Accy Pct of Reading
Range Acc % 0.0000
Reading Acc % 3.0000
Plus/Minus 0.00

Nom In Val / In Val	In Type	Out Val	Out Type	Fnd As	Lft As	Dev%	Pass/Fail
100.00 / 100.00	%	100.00	%	102.21	100.00	0.00%	Pass

Bu

INSTRUMENT CALIBRATION REPORT

Pine Environmental Services LLC

29 Washington Avenue, Unit A
Scarborough, ME 04074
Toll-free: (888) 779-PINE (7463)

Pine Environmental Services, Inc.

Instrument ID IN-SITU 923475
Description IN-SITU AQUATROLL 600
Calibrated 10/3/2022 12:49:08PM

Test Instruments Used During the Calibration **(As Of Cal Entry Date)**

Test Standard ID	Description	Manufacturer	Model Number	Serial Number / Lot Number	Last Cal Date/ Opened Date	Next Cal Date / Expiration Date
ME COND 1.413 2GD564	ME COND 1.413 2GD564	AquaPhoenix Scientific	31986	2GD564		4/1/2023
ME ORP 240 MV 2GC778	ME ORP 240 MV 2GC778	AquaPhoenix Scientific	32001	2GC778		12/31/2022
ME PH 10 1GE974	ME PH 10 1GE974	AquaPhoenix Scientific	32034	1GE974		11/1/2022
ME PH 4 2GD849	ME PH 4 1GE539	AquaPhoenix Scientific	32017			4/1/2024
ME PH 7 1GL081	ME PH 7 1GL081	AquaPhoenix Scientific	32025	1GL081		10/1/2023

Notes about this calibration

NIST Thermometer D16110472, annually calibrated on 4-7-2022
NIST therm: 19.54
Unit therm: 19.55

Calibration Result Calibration Successful
Who Calibrated Tim Phaneuf

All instruments are calibrated by Pine Environmental Services LLC according to the manufacturer's specifications, but it is the customer's responsibility to calibrate and maintain this unit in accordance with the manufacturer's specifications and/or the customer's own specific needs.

Notify Pine Environmental Services LLC of any defect within 24 hours of receipt of equipment
Please call 800-301-9663 for Technical Assistance

Unit-1

INSTRUMENT CALIBRATION REPORT

Pine Environmental Services LLC

29 Washington Avenue, Unit A
Scarborough, ME 04074
Toll-free: (888) 779-PINE (7463)

Pine Environmental Services, Inc.

Instrument ID 49932
Description HACH 2100Q Turbidity meter
Calibrated 9/28/2022 8:52:15AM

Manufacturer HACH
Model Number 2100Q
Serial Number/ Lot Number 21030D000582
Location Maine
Department

State Certified
Status Pass
Temp °C 21
Humidity % 44

Calibration Specifications

Group # 1
Group Name Turbidity
Stated Accy Pct of Reading

Range Acc % 0.0000
Reading Acc % 5.0000
Plus/Minus 0.00

Nom In Val / In Val	In Type	Out Val	Out Type	Fnd As	Lft As	Dev%	Pass/Fail
10.00 / 10.00	NTU	10.00	NTU	10.50	10.40	4.00%	Pass
20.00 / 20.00	NTU	20.00	NTU	20.00	20.00	0.00%	Pass
100.00 / 100.00	NTU	100.00	NTU	99.70	100.00	0.00%	Pass
800.00 / 800.00	NTU	800.00	NTU	799.00	802.00	0.25%	Pass

Test Instruments Used During the Calibration

(As Of Cal Entry Date)

Test Standard ID	Description	Manufacturer	Model Number	Serial Number / Lot Number	Last Cal Date/ Opened Date	Next Cal Date / Expiration Date
ME 2100Q CALIBRATION SET	10/20/100/800 NTU	HACH	16248	A1333D		4/1/2023

Notes about this calibration

Calibration Result Calibration Successful
Who Calibrated Steve Demers

All instruments are calibrated by Pine Environmental Services LLC according to the manufacturer's specifications, but it is the customer's responsibility to calibrate and maintain this unit in accordance with the manufacturer's specifications and/or the customer's own specific needs.

Notify Pine Environmental Services LLC of any defect within 24 hours of receipt of equipment
Please call 800-301-9663 for Technical Assistance

Unit-1

INSTRUMENT QC/ PACKING LIST

Description	Hach 2100Q Turbidimeter
Instrument ID	49932
Date Calibrated	9-28-22

PINE

www.pine-environmental.com

Standard Items	**Prepared**	**QC check**	**Received by customer**	**Returned to Pine**
Hach 2100Q w/ hard case	✓	✓		
Manual	✓	✓		
Quick reference card	✓	✓		
Lint-free lens papers (KimWipes)	✓	✓		
10 NTU vial, expiration date 5/23	✓	✓		
20 NTU vial, expiration date 6/23	✓	✓		
100 NTU vial, expiration date 5/23	✓	✓		
800 NTU vial, expiration date 5/23	✓	✓		
Silicone Oil	✓	✓		
(2) sample vials	✓	✓		
(4) Extra AA batteries	✓	✓		
ProCal calibration sheet	✓	✓		
Optional Items				
Extra sample vials ___				
Additional Certifications				

Prepared by: JD

QC checked by: [illegible]

Date: 9-28-22

This packing list is to ensure that every item needed to operate the unit was sent and received. Upon receiving a shipment, please fill out the "Received by customer" column. Call Pine within 24 hours of receiving the equipment if any pieces are missing, damaged, or malfunctioning. Thank you for choosing Pine Environmental Services LLC.

Unit - 2 BU

EAF 10/27/22

INSTRUMENT CALIBRATION REPORT

Pine Environmental Services LLC

92 North Main St, Building 20
Windsor, NJ 08561
Toll-free: (800) 301-9663

Pine Environmental Services, Inc.

Instrument ID 30639
Description HACH 2100Q Turbidity meter
Calibrated 9/27/2022 11:36:31AM

Manufacturer HACH
Model Number 2100Q
Serial Number/ Lot Number 15030C039364
Location New Jersey
Department

State Certified
Status Pass
Temp °C 22
Humidity % 34

Calibration Specifications

Group # 1
Group Name Turbidity
Stated Accy Pct of Reading

Range Acc % 0.0000
Reading Acc % 5.0000
Plus/Minus 0.00

Nom In Val / In Val	In Type	Out Val	Out Type	Fnd As	Lft As	Dev%	Pass/Fail
10.00 / 10.00	NTU	10.00	NTU	9.68	9.68	-3.20%	Pass
20.00 / 20.00	NTU	20.00	NTU	19.50	20.10	0.50%	Pass
100.00 / 100.00	NTU	100.00	NTU	96.50	98.50	-1.50%	Pass
800.00 / 800.00	NTU	800.00	NTU	752.00	810.00	1.25%	Pass

Test Instruments Used During the Calibration

(As Of Cal Entry Date)

Test Standard ID	Description	Manufacturer	Model Number	Serial Number / Lot Number	Last Cal Date/ Opened Date	Next Cal Date / Expiration Date

Notes about this calibration

Calibration Result Calibration Successful
Who Calibrated William Bass

All instruments are calibrated by Pine Environmental Services LLC according to the manufacturer's specifications, but it is the customer's responsibility to calibrate and maintain this unit in accordance with the manufacturer's specifications and/or the customer's own specific needs.

Notify Pine Environmental Services LLC of any defect within 24 hours of receipt of equipment
Please call 800-301-9663 for Technical Assistance

Back Up
EAF 10/27/22

INSTRUMENT CALIBRATION REPORT

Pine Environmental Services LLC

29 Washington Avenue, Unit A
Scarborough, ME 04074
Toll-free: (888) 779-PINE (7463)

Pine Environmental Services, Inc.

Instrument ID 24001
Description HACH 2100Q Turbidimeter
Calibrated 10/12/2022 5:28:13PM

Manufacturer HACH
Model Number 2100Q
Serial Number/ Lot Number 13080C027235
Location Maine
Department

State Certified
Status Pass
Temp °C 21
Humidity % 64

Calibration Specifications

Group # 1
Group Name Turbidity
Stated Accy Pct of Reading

Range Acc % 0.0000
Reading Acc % 5.0000
Plus/Minus 0.00

Nom In Val / In Val	In Type	Out Val	Out Type	Fnd As	Lft As	Dev%	Pass/Fail
10.00 / 10.00	NTU	10.00	NTU	9.89	9.96	-0.40%	Pass
20.00 / 20.00	NTU	20.00	NTU	20.10	20.00	0.00%	Pass
100.00 / 100.00	NTU	100.00	NTU	108.00	99.00	-1.00%	Pass
800.00 / 800.00	NTU	800.00	NTU	802.00	797.00	-0.38%	Pass

Test Instruments Used During the Calibration

(As Of Cal Entry Date)

Test Standard ID	Description	Manufacturer	Model Number	Serial Number / Lot Number	Last Cal Date/ Opened Date	Next Cal Date / Expiration Date

Notes about this calibration

Calibration Result Calibration Successful
Who Calibrated Oscar Hodgkins

All instruments are calibrated by Pine Environmental Services LLC according to the manufacturer's specifications, but it is the customer's responsibility to calibrate and maintain this unit in accordance with the manufacturer's specifications and/or the customer's own specific needs.

Notify Pine Environmental Services LLC of any defect within 24 hours of receipt of equipment
Please call 800-301-9663 for Technical Assistance

BU

INSTRUMENT QC/ PACKING LIST

Description	Hach 2100Q Turbidimeter
Instrument ID	30639
Date Calibrated	9/27/22

PINE

www.pine-environmental.com

Standard Items	**Prepared**	**QC check**	**Received by customer**	**Returned to Pine**
Hach 2100Q w/ hard case	✓	✓		
Manual	✓	✓		
Quick reference card	✓	✓		
Lint-free lens papers (KimWipes)	✓	✓		
10 NTU vial, expiration date 8/23	✓	✓		
20 NTU vial, expiration date 3/23	✓	✓		
100 NTU vial, expiration date 8/23	✓	✓		
800 NTU vial, expiration date 8/23	✓	✓		
Silicone Oil	✓	✓		
(2) sample vials	✓	✓		
(4) Extra AA batteries	✓	✓		
ProCal calibration sheet	✓	✓		
Optional Items				
Extra sample vials ___				
Additional Certifications				

Prepared by: WB

QC checked by: ZV.

Date:

This packing list is to ensure that every item needed to operate the unit was sent and received. Upon receiving a shipment, please fill out the "Received by customer" column. Call Pine within 24 hours of receiving the equipment if any pieces are missing, damaged, or malfunctioning. Thank you for choosing Pine Environmental Services LLC.

165A NEW BOSTON STREET
WOBURN, MA 01801
PHONE: 877-785-PALM
FAX: 781-942-2748

RENTAL AGREEMENT

BILL TO:

GZA
5 Commerce Park North
Bedford, NH 03301

*

SHIP TO:

Same
Attn: Beth Fulton
603-213-0713

DATE	CUSTOMER REFERENCE #	TERMS	RENTAL PERIOD
9/29/2022	04.01190987.34	N/30	10 Days

PO# 33742

QTY	INSTRUMENT	SERIAL NUMBER	DAILY RATE	DATE OUT	DATE IN	TOTAL DAYS	EXTENSION
1	Hach Turbidity	0584	$30.00	10/03/22			
1	Hach Turbidity	7053	$30.00	10/03/22			
✓	include cal Sheets						
	Fuel Surcharge Applies						

TOTAL RENTAL

SUPPLIES

QTY	DESCRIPTION	$/EA	EXT.

TOTAL SUPPLIES $ -

SHIPPING			
CARRIER	CLASS	WEIGHT	RATE
TOTAL SHIPPING & HANDLING			

SALES TAX 6.25%	

SPECIAL INSTRUCTIONS:

PALMS delivery 9/30/22

TOTAL CHARGES → $ -

We accept Mastercard, Visa, and American Express cards.

I have read and agree to the terms and conditions on the back of the Rental Agreement

CUSTOMER SIGNATURE B Fulton **CUSTOMER PRINT** Beth Fulton

***** ***THANK YOU FOR USING PALMS ENVIRONMENTAL, LLC*** *****

PICK UP / DELIVERY

Unit 1

INSTRUMENT QC/ PACKING LIST

Description	Peristaltic Pump
Instrument ID	44408
Type	☑ DC only ☐ AC and DC
Date Tested	9-29-22

PINE

www.pine-environmental.com

Standard Items	**Prepared**	**QC check**	**Received by customer**	**Returned to Pine**
Peristaltic pump and hard case	✓	✓		
Pump head x 2	✓	✓		
12 V battery in cloth bag	✓	✓		
12V battery charger	✓	✓		
Power cable: pump to battery	✓	✓		
Power cable: pump to AC *(AC/DC unit only)*	X	X		
Alligator clips: car battery to power cable	✓	✓		
Extra fuse, 10A	✓	✓		
Optional Items				
____1' section(s) of 3/16" x 3/8" silicone tubing				
____Extra Geopump battery and charger				
Deep cycle 12V battery				
Deep cycle battery charger				

Prepared by: SD

QC checked by: JR

Date: 9-29-22

This packing list is to ensure that every item needed to operate the unit was sent and received. Upon receiving a shipment, please fill out the "Received by customer" column. Call Pine within 24 hours of receiving the equipment if any pieces are missing, damaged, or malfunctioning. Thank you for choosing Pine Environmental Services LLC.

Unit 2

INSTRUMENT QC/ PACKING LIST

Description	Peristaltic Pump
Instrument ID	39411
Type	☑ DC only ☐ AC and DC
Date Tested	9-29-22

PINE

www.pine-environmental.com

Standard Items	**Prepared**	**QC check**	**Received by customer**	**Returned to Pine**
Peristaltic pump and hard case	✓	✓		
Pump head × 2	✓	✓		
12 V battery in cloth bag	✓	✓		
12V battery charger	✓	✓		
Power cable: pump to battery	✓	✓		
Power cable: pump to AC *(AC/DC unit only)*				
Alligator clips: car battery to power cable	✓	✓		
Extra fuse, 10A	✓	✓		
Optional Items				
____1' section(s) of 3/16" x 3/8" silicone tubing				
____Extra Geopump battery and charger				
Deep cycle 12V battery				
Deep cycle battery charger				

Prepared by: JD

QC checked by: JR

Date: 9-29-22

This packing list is to ensure that every item needed to operate the unit was sent and received. Upon receiving a shipment, please fill out the "Received by customer" column. Call Pine within 24 hours of receiving the equipment if any pieces are missing, damaged, or malfunctioning. Thank you for choosing Pine Environmental Services LLC.

unit 3

INSTRUMENT QC/ PACKING LIST

Description	Peristaltic Pump
Instrument ID	6276
Type	☒ DC only ☐ AC and DC
Date Tested	9-28-2022

PINE

www.pine-environmental.com

Standard Items	**Prepared**	**QC check**	**Received by customer**	**Returned to Pine**
Peristaltic pump and hard case	✓	✓		
Pump head x 2	✓	✓		
12 V battery in cloth bag	✓	✓		
12V battery charger	✓	✓		
Power cable: pump to battery	✓	✓		
Power cable: pump to AC *(AC/DC unit only)*	X	—		
Alligator clips: car battery to power cable	✓	✓		
Extra fuse, 10A	✓	✓		
Optional Items				
____1' section(s) of 3/16" x 3/8" silicone tubing				
____Extra Geopump battery and charger				
Deep cycle 12V battery				
Deep cycle battery charger				

Prepared by: JR

QC checked by: SP

Date: 9/28/22

This packing list is to ensure that every item needed to operate the unit was sent and received. Upon receiving a shipment, please fill out the "Received by customer" column. Call Pine within 24 hours of receiving the equipment if any pieces are missing, damaged, or malfunctioning. Thank you for choosing Pine Environmental Services LLC.

Back up

INSTRUMENT QC/ PACKING LIST

Description	Peristaltic Pump
Instrument ID	44395
Type	☑ DC only ☐ AC and DC
Date Tested	9-29-22

PINE

www.pine-environmental.com

Standard Items	**Prepared**	**QC check**	**Received by customer**	**Returned to Pine**
Peristaltic pump and hard case	✓	✓		
Pump head x 2	✓	✓		
12 V battery in cloth bag	✓	✓		
12V battery charger	✓	✓		
Power cable: pump to battery	✓	✓		
Power cable: pump to AC *(AC/DC unit only)*	X	X		
Alligator clips: car battery to power cable	✓	✓		
Extra fuse, 10A	✓	✓		
Optional Items				
____1' section(s) of 3/16" x 3/8" silicone tubing				
____Extra Geopump battery and charger				
Deep cycle 12V battery				
Deep cycle battery charger				

Prepared by: [illegible]

QC checked by: JR

Date: 9-29-22

This packing list is to ensure that every item needed to operate the unit was sent and received. Upon receiving a shipment, please fill out the "Received by customer" column. Call Pine within 24 hours of receiving the equipment if any pieces are missing, damaged, or malfunctioning. Thank you for choosing Pine Environmental Services LLC.

Instrument Calibration Logs

TROY MILLS LANDFILL PID/FID DAILY CALIBRATION LOG

Site Name: Troy Mills Landfill | Location: Troy, NH | Job Number: 04.0190987.33

Date: 9/16/22 Time: 1200 | Field Personnel: E. Dyrness | Weather: Indoors (Bedford, NH)

Detector (Make & Model): | Serial Number: 592-926533 | Rental ID (if applicable): 1000 - 1399

Rental Company: US Env

Detector Calibration/Maintenance Certification Provided By (Personnel): BP | Date: 9/15/22

Beginning of Day Detector Calibration

Detector Calibration	Value of Standard (ppm)	Reading (ppm)	Lot #	Expiration Date	Comments
Ambient air or zero air standard (circle one)	0	0.0	NA	NA	
Calibration Standard #1	100	99.9	302-4024	9/26	Note: When calibrating a FID, the default for calibration standard #1 is isobutylene and standard #2 is methane.
Calibration Standard #2 (if applicable)	NA	NA	NA	NA	

Additional Information

Range of Ionization Potentials for Site COCs (eV) 8.13-9.99 Detector Lamp (eV): 11.7 Correction Factor/Response Factor 1.0

Battery fully charged (Yes/No): YES Water trap installed (Yes/No): YES

Post Calibration Check

Date: Time: | Field Personnel:

Calibration Check	Value of Standard (ppm)	Check Results (ppm)	Acceptable Range (+/- 5%) (ppm)	Within Range (yes/no)	Lot #	Expiration Date	Comments
Ambient air or zero air standard (circle one)	0	0.0	0-5	Y	NA	NA	
Calibration Standard #1	100	98.9	95-105	Y	302-4024	9/26	
Calibration Standard #2 (if applicable)	NA	NA	NA	NA	NA	NA	

Notes:
1.) All calibration checks must be made in the run mode, not the calibration mode.
2.) If the calibration check is performed with the standards utilized during calibration, write down "same" under the Lot # and expiration date columns.
3.) If the post calibration check is not within the acceptable range the meter must be recalibrated. If recalibration is attempted twice without success, replace the unit.

Calibration & Post Calibration Check Performed by: E. Dyrness (Print) [signature] (Sign)

END OF DAY CALIBRATION CHECK

Calibration Check	Value of Standard (ppm)	Check Results (ppm)	Acceptable Range (+/- 5%) (ppm)	Within Range (yes/no)	Lot #	Expiration Date	Comments
Date: Time:		Field Personnel:					
Ambient air (zero air)	0		0-5				
Calibration Standard #1							
Calibration Standard #2 (if applicable)							

ETSD 9/16/22

Notes:
1.) All calibration checks must be made in the run mode, not the calibration mode.
2.) If the calibration check is performed with the standards utilized during calibration, write down "same" under the Lot # and expiration date columns.
3.) If the end of the day calibration check is not within the acceptable range, the data collected that day for that parameter shall be qualified in its use.
4.) If data needs to be qualified, list the applicable sampling locations below.
5.) If the end of the day calibration fails to be within the acceptable range for two consecutive days, replace the unit.

Calibration Check by _____ Print Name _____ Signature

Sampling Locations: | Sampling Locations: | Sampling Locations:

ETSD 9/16/22

TROY MILLS LANDFILL PID/FID DAILY CALIBRATION LOG

Site Name: Troy Mills Landfill | Location: Troy, NH | Job Number: 09.0190987.33

Date: 9/14/22 Time: 0710 | Field Personnel: E. Dyrness | Weather: Cloudy, 60s

Detector (Make & Model): MiniRae 3000 | Serial Number: 592-926533 | Rental ID (if applicable): 1000 - 1399

Rental Company: US Env.

Detector Calibration/Maintenance Certification Provided By (Personnel): BP | Date: 9/15/22

Beginning of Day Detector Calibration

Detector Calibration	Value of Standard (ppm)	Reading (ppm)	Lot #	Expiration Date	Comments
Ambient air or zero air standard (circle one)	0	0.1	NA	NA	
Calibration Standard #1	100	96.6	302-4024	9/26	Note: When calibrating a FID, the default for calibration standard #1 is isobutylene and standard #2 is methane.
Calibration Standard #2 (if applicable)	NA				

Additional Information

Range of Ionization Potentials for Site COCs (eV) 8.13-9.99 Detector Lamp (eV): 11.7 Correction Factor/Response Factor 1.0

Battery fully charged (Yes/No): Y Water trap installed (Yes/No): Y

Post Calibration Check

Date: 9/14/22 Time: 0710 | Field Personnel: E. Dyrness

Calibration Check	Value of Standard (ppm)	Check Results (ppm)	Acceptable Range (+/- 5%) (ppm)	Within Range (yes/no)	Lot #	Expiration Date	Comments
Ambient air or zero air standard (circle one)	0	0	0-5	Y	NA	NA	
Calibration Standard #1	100	102.2	95-105	Y	302-4024	9/26	
Calibration Standard #2 (if applicable)	NA						

Notes:
1.) All calibration checks must be made in the run mode, not the calibration mode.
2.) If the calibration check is performed with the standards utilized during calibration, write down "same" under the Lot # and expiration date columns.
3.) If the post calibration check is not within the acceptable range the meter must be recalibrated. If recalibration is attempted twice without success, replace the unit.

Calibration & Post Calibration Check Performed by: E. Dyrness (Print) Erik Dyrness (Sign)

END OF DAY CALIBRATION CHECK

Calibration Check	Value of Standard (ppm)	Check Results (ppm)	Acceptable Range (+/- 5%) (ppm)	Within Range (yes/no)	Lot #	Expiration Date	Comments
Date: 1530 Time: 9/14/22		Field Personnel: E. Dyrness					
Ambient air (zero air)	0	0.0	0-5	Y	NA	NA	
Calibration Standard #1	100	99.4	95-105	~~99.4~~ Y End	302-4024	9/26	
Calibration Standard #2 (if applicable)	NA						

Notes:
1.) All calibration checks must be made in the run mode, not the calibration mode.
2.) If the calibration check is performed with the standards utilized during calibration, write down "same" under the Lot # and expiration date columns.
3.) If the end of the day calibration check is not within the acceptable range, the data collected that day for that parameter shall be qualified in its use.
4.) If data needs to be qualified, list the applicable sampling locations below.
5.) If the end of the day calibration fails to be within the acceptable range for two consecutive days, replace the unit.

Calibration Check by E. Dyrness (Print Name) Erik Dyrness (Signature)

Sampling Locations: NA

Sampling Locations: NA

Sampling Locations: NA

TROY MILLS LANDFILL PID/FID DAILY CALIBRATION LOG

Site Name: Troy Mills Landfill | Location: Troy, NH | Job Number: 07.0190987.33

Date: 9/20/22 Time: 1130 | Field Personnel: E. Dyness | Weather: Overcast, 60s

Detector (Make & Model): Mini Rae 3000 | Serial Number: 592-926533 | Rental ID (if applicable): 1000-1399

Rental Company: US Env.

Detector Calibration/Maintenance Certification Provided By (Personnel): TBP | Date: 9/15/22

Beginning of Day Detector Calibration

Detector Calibration	Value of Standard (ppm)	Reading (ppm)	Lot #	Expiration Date	Comments
Ambient air or zero air standard (circle one)	0	0.0	NA	NA	
Calibration Standard #1	100	99.9	302-4029	9/26	Note: When calibrating a FID, the default for calibration standard #1 is isobutylene and standard #2 is methane.
Calibration Standard #2 (if applicable)	NA				

Additional Information

Range of Ionization Potentials for Site COCs (eV) 8.13-9.99 Detector Lamp (eV): 11.7 Correction Factor/Response Factor 1.0

Battery fully charged (Yes/No): Y Water trap installed (Yes/No): Y

Post Calibration Check

Date: 9/20/22 Time: 1130 | Field Personnel: E. Dyness

Calibration Check	Value of Standard (ppm)	Check Results (ppm)	Acceptable Range (+/- 5%) (ppm)	Within Range (yes/no)	Lot #	Expiration Date	Comments
Ambient air or zero air standard (circle one)	0	0.0	0-5	Y	NA	NA	
Calibration Standard #1	100	99.6	95-105	Y	302-4029	9/26	
Calibration Standard #2 (if applicable)	NA						

Notes:
1.) All calibration checks must be made in the run mode, not the calibration mode.
2.) If the calibration check is performed with the standards utilized during calibration, write down "same" under the Lot # and expiration date columns.
3.) If the post calibration check is not within the acceptable range the meter must be recalibrated. If recalibration is attempted twice without success, replace the unit.

Calibration & Post Calibration Check Performed by: E. Dyness (Print) [signature] (Sign)

END OF DAY CALIBRATION CHECK

Calibration Check	Value of Standard (ppm)	Check Results (ppm)	Acceptable Range (+/- 5%) (ppm)	Within Range (yes/no)	Lot #	Expiration Date	Comments
Date: 9/20/22 Time: 1620		Field Personnel: E. Dyness					
Ambient air (zero air)	0	0.0	0-5	Y	NA	NA	
Calibration Standard #1	100	96.7	95-105	Y	302-4029	9/26	
Calibration Standard #2 (if applicable)	NA						

Notes:
1.) All calibration checks must be made in the run mode, not the calibration mode.
2.) If the calibration check is performed with the standards utilized during calibration, write down "same" under the Lot # and expiration date columns.
3.) If the end of the day calibration check is not within the acceptable range, the data collected that day for that parameter shall be qualified in its use.
4.) If data needs to be qualified, list the applicable sampling locations below.
5.) If the end of the day calibration fails to be within the acceptable range for two consecutive days, replace the unit.

Calibration Check by E. Dyness (Print Name) [signature] (Signature)

Sampling Locations: NA

Sampling Locations: NA

Sampling Locations: NA

TROY MILLS LANDFILL PID/FID DAILY CALIBRATION LOG

Site Name: Troy Mills Landfill | Location: Troy, NH | Job Number: 04.0190987.33

Date: 9/21/22 Time: 0830 | Field Personnel: E. Dyness | Weather: Overcast 50s - 70s

Detector (Make & Model): Mini Rae 3000 | Serial Number: 592-926533 | Rental ID (if applicable): 1000-1399

Rental Company: US Env.

Detector Calibration/Maintenance Certification Provided By (Personnel): BP | Date: 9/15/22

Beginning of Day Detector Calibration

Detector Calibration	Value of Standard (ppm)	Reading (ppm)	Lot #	Expiration Date	Comments
Ambient air or zero air standard (circle one)	0	0.0	NA	NA	
Calibration Standard #1	100	100.0	302-4024	9/26	Note: When calibrating a FID, the default for calibration standard #1 is isobutylene and standard #2 is methane.
Calibration Standard #2 (if applicable)	NA				

Additional Information

Range of Ionization Potentials for Site COCs (eV) 8.13-9.99 Detector Lamp (eV): 11.7 Correction Factor/Response Factor 1.0

Battery fully charged (Yes/No): Y Water trap installed (Yes/No): Y

Post Calibration Check

Date: 9/21/22 Time: 0830 | Field Personnel: E. Dyness

Calibration Check	Value of Standard (ppm)	Check Results (ppm)	Acceptable Range (+/- 5%) (ppm)	Within Range (yes/no)	Lot #	Expiration Date	Comments
Ambient air or zero air standard (circle one)	0	0.0	0-5	Y	NA	NA	
Calibration Standard #1	100	98.9	95-105	Y	302-4024	9/26	
Calibration Standard #2 (if applicable)							

Notes:
1.) All calibration checks must be made in the run mode, not the calibration mode.
2.) If the calibration check is performed with the standards utilized during calibration, write down "same" under the Lot # and expiration date columns.
3.) If the post calibration check is not within the acceptable range the meter must be recalibrated. If recalibration is attempted twice without success, replace the unit.

Calibration & Post Calibration Check Performed by: E. Dyness (Print) [signature] (Sign)

END OF DAY CALIBRATION CHECK

Calibration Check	Value of Standard (ppm)	Check Results (ppm)	Acceptable Range (+/- 5%) (ppm)	Within Range (yes/no)	Lot #	Expiration Date	Comments
Date: 9/21/22 Time: 1355		Field Personnel: E. Dyness					
Ambient air (zero air)	0	0.0	0-5	Y	NA	NA	
Calibration Standard #1	100	96.3	95-105	Y	302-4024	9/26	
Calibration Standard #2 (if applicable)	NA						

Notes:
1.) All calibration checks must be made in the run mode, not the calibration mode.
2.) If the calibration check is performed with the standards utilized during calibration, write down "same" under the Lot # and expiration date columns.
3.) If the end of the day calibration check is not within the acceptable range, the data collected that day for that parameter shall be qualified in its use.
4.) If data needs to be qualified, list the applicable sampling locations below.
5.) If the end of the day calibration fails to be within the acceptable range for two consecutive days, replace the unit.

Calibration Check by E. Dyness (Print Name) [signature] (Signature)

Sampling Locations: NA

Sampling Locations: NA

Sampling Locations: NA

TROY MILLS LANDFILL PID/FID DAILY CALIBRATION LOG

Site Name: Troy Mills Superfund | Location: Troy, NH | Job Number: 04.0190287.33

Date: 9/23/22 Time: 0830 | Field Personnel: E. Dymess | Weather: Sunny, windy

Detector (Make & Model): MiniRae 3000 | Serial Number: 592-926533 | Rental ID (if applicable): 1000-1399

Rental Company: US Env.

Detector Calibration/Maintenance Certification Provided By (Personnel): ~~E. Dymess~~ EDD BP | Date: 9/15/22

Beginning of Day Detector Calibration

Detector Calibration	Value of Standard (ppm)	Reading (ppm)	Lot #	Expiration Date	Comments
Ambient air or zero air standard (circle one)	0	0.0	NA	NA	
Calibration Standard #1	100	100.0	302-4024	9/26	Note: When calibrating a FID, the default for calibration standard #1 is isobutylene and standard #2 is methane.
Calibration Standard #2 (if applicable)	NA				

Additional Information

Range of Ionization Potentials for Site COCs (eV) 8.13-9.99 Detector Lamp (eV): 11.7 Correction Factor/Response Factor 1.0

Battery fully charged (Yes/No): Y Water trap installed (Yes/No): Y

Post Calibration Check

Date: 9/23/22 Time: 0830 | Field Personnel: E. Dymess

Calibration Check	Value of Standard (ppm)	Check Results (ppm)	Acceptable Range (+/- 5%) (ppm)	Within Range (yes/no)	Lot #	Expiration Date	Comments
Ambient air or zero air standard (circle one)	0	0.0	0-5	Y	NA	NA	
Calibration Standard #1	100	97.8	95-105	Y	302-4024	9/26	
Calibration Standard #2 (if applicable)	NA						

Notes:
1.) All calibration checks must be made in the run mode, not the calibration mode.
2.) If the calibration check is performed with the standards utilized during calibration, write down "same" under the Lot # and expiration date columns.
3.) If the post calibration check is not within the acceptable range the meter must be recalibrated. If recalibration is attempted twice without success, replace the unit.

Calibration & Post Calibration Check Performed by: E. Dymess (Print) [signature] (Sign)

END OF DAY CALIBRATION CHECK

Calibration Check	Value of Standard (ppm)	Check Results (ppm)	Acceptable Range (+/- 5%) (ppm)	Within Range (yes/no)	Lot #	Expiration Date	Comments
Date: 9/23/22 Time: 1130		Field Personnel: E. Dymess					
Ambient air (zero air)	0	0.0	0-5	Y	NA	NA	
Calibration Standard #1	100	95.2	95-100	Y	302-4024	9/26	
Calibration Standard #2 (if applicable)	NA						

Notes:
1.) All calibration checks must be made in the run mode, not the calibration mode.
2.) If the calibration check is performed with the standards utilized during calibration, write down "same" under the Lot # and expiration date columns.
3.) If the end of the day calibration check is not within the acceptable range, the data collected that day for that parameter shall be qualified in its use.
4.) If data needs to be qualified, list the applicable sampling locations below.
5.) If the end of the day calibration fails to be within the acceptable range for two consecutive days, replace the unit.

Calibration Check by E. Dymess (Print Name) [signature] (Signature)

Sampling Locations: NA

Sampling Locations: NA

Sampling Locations: NA

TROY MILLS LANDFILL PID/FID DAILY CALIBRATION LOG

Site Name: Troy Mills Landfill | Location: Troy, NH | Job Number: 04.0190987.33

Date: 9/26/22 Time: 0930 | Field Personnel: E. Dyness | Weather: Sunny, 60s

Detector (Make & Model): MiniRae 3000 | Serial Number: 592-926533 | Rental ID (if applicable): 1600 - 1399

Rental Company: US Env.

Detector Calibration/Maintenance Certification Provided By (Personnel): BB | Date: 9/15/22

Beginning of Day Detector Calibration

Detector Calibration	Value of Standard (ppm)	Reading (ppm)	Lot #	Expiration Date	Comments
Ambient air or zero air standard (circle one)	0	0.0	NA	NA	
Calibration Standard #1	100	96.1	302-4024	9/26	Note: When calibrating a FID, the default for calibration standard #1 is isobutylene and standard #2 is methane.
Calibration Standard #2 (if applicable)	NA				

Additional Information

Range of Ionization Potentials for Site COCs (eV) 8.13-9.99 Detector Lamp (eV) 11.7 Correction Factor/Response Factor 1.0

Battery fully charged (Yes/No): Y Water trap installed (Yes/No): Y

Post Calibration Check

Date: Time: Field Personnel:

Calibration Check	Value of Standard (ppm)	Check Results (ppm)	Acceptable Range (+/- 5%) (ppm)	Within Range (yes/no)	Lot #	Expiration Date	Comments
Ambient air or zero air standard (circle one)	0	0.0	0-5	Y	NA	NA	
Calibration Standard #1	100	101.2	95-105	Y	302-4024	9/26	
Calibration Standard #2 (if applicable)	NA						

Notes:
1.) All calibration checks must be made in the run mode, not the calibration mode.
2.) If the calibration check is performed with the standards utilized during calibration, write down "same" under the Lot # and expiration date columns.
3.) If the post calibration check is not within the acceptable range the meter must be recalibrated. If recalibration is attempted twice without success, replace the unit.

Calibration & Post Calibration Check Performed by: E. Dyness (Print) [signature] (Sign)

END OF DAY CALIBRATION CHECK

Calibration Check	Value of Standard (ppm)	Check Results (ppm)	Acceptable Range (+/- 5%) (ppm)	Within Range (yes/no)	Lot #	Expiration Date	Comments
Date: 9/26/22 Time: 1615		Field Personnel: E. Dyness					
Ambient air (zero air)	0	0.0	0-5	Y	NA	NA	
Calibration Standard #1	100	102.4	95-105	Y	302-4024	9/26	
Calibration Standard #2 (if applicable)	NA						

Notes:
1.) All calibration checks must be made in the run mode, not the calibration mode.
2.) If the calibration check is performed with the standards utilized during calibration, write down "same" under the Lot # and expiration date columns.
3.) If the end of the day calibration check is not within the acceptable range, the data collected that day for that parameter shall be qualified in its use.
4.) If data needs to be qualified, list the applicable sampling locations below.
5.) If the end of the day calibration fails to be within the acceptable range for two consecutive days, replace the unit.

Calibration Check by E. Dyness (Print Name) [signature] (Signature)

Sampling Locations: NA

Sampling Locations: NA

Sampling Locations: NA

TROY MILLS LANDFILL PID/FID DAILY CALIBRATION LOG

Site Name: Troy Mills Landfill | Location: Troy, NH | Job Number: 09.090987.33

Date: 9/27/22 Time: 1000 | Field Personnel: E. Dyrness | Weather: Mostly Sunny,

Detector (Make & Model): Mini Rae 3000 | Serial Number: 592-926533 | Rental ID (if applicable): 1000-1399

Rental Company: US Env.

Detector Calibration/Maintenance Certification Provided By (Personnel): TSP | Date: 9/15/22

Beginning of Day Detector Calibration

Detector Calibration	Value of Standard (ppm)	Reading (ppm)	Lot #	Expiration Date	Comments
Ambient air or zero air standard (circle one)	0	0.0	NA	NA	
Calibration Standard #1	100	99.9	302-4024	9/26	Note: When calibrating a FID, the default for calibration standard #1 is isobutylene and standard #2 is methane.
Calibration Standard #2 (if applicable)	NA				

Additional Information

Range of Ionization Potentials for Site COCs (eV) 8.13-9.99 Detector Lamp (eV): 11.7 Correction Factor/Response Factor 1.0

Battery fully charged (Yes/No): Y Water trap installed (Yes/No): Y

Post Calibration Check

Date: 9/27/22 Time: 1000 | Field Personnel: E. Dyrness

Calibration Check	Value of Standard (ppm)	Check Results (ppm)	Acceptable Range (+/- 5%) (ppm)	Within Range (yes/no)	Lot #	Expiration Date	Comments
Ambient air or zero air standard (circle one)	0	0.0	0-5	Y	NA	NA	
Calibration Standard #1	100	97.1	95-105	Y	302-4024	9/26	
Calibration Standard #2 (if applicable)	NA						

Notes:
1.) All calibration checks must be made in the run mode, not the calibration mode.
2.) If the calibration check is performed with the standards utilized during calibration, write down "same" under the Lot # and expiration date columns.
3.) If the post calibration check is not within the acceptable range the meter must be recalibrated. If recalibration is attempted twice without success, replace the unit.

Calibration & Post Calibration Check Performed by: E. Dyrness (Print) [signature] (Sign)

END OF DAY CALIBRATION CHECK

Calibration Check	Value of Standard (ppm)	Check Results (ppm)	Acceptable Range (+/- 5%) (ppm)	Within Range (yes/no)	Lot #	Expiration Date	Comments
Date: Time:		Field Personnel:					
Ambient air (zero air)	0	0.0	0-5	Y	NA	NA	
Calibration Standard #1	100	96.2	95-105	Y	302-4024	9/26	
Calibration Standard #2 (if applicable)	NA						

Notes:
1.) All calibration checks must be made in the run mode, not the calibration mode.
2.) If the calibration check is performed with the standards utilized during calibration, write down "same" under the Lot # and expiration date columns.
3.) If the end of the day calibration check is not within the acceptable range, the data collected that day for that parameter shall be qualified in its use.
4.) If data needs to be qualified, list the applicable sampling locations below.
5.) If the end of the day calibration fails to be within the acceptable range for two consecutive days, replace the unit.

Calibration Check by E. Dyrness (Print Name) [signature] (Signature)

Sampling Locations: NA

Sampling Locations: NA

Sampling Locations: NA

TROY MILLS LANDFILL PID/FID DAILY CALIBRATION LOG

Site Name: Troy Mills Landfill | Location: Troy, NH | Job Number: 04.0190987.33

Date: 9/28/22 Time: 0835 | Field Personnel: E. Dyrness | Weather: Sunny, 50s-60s

Detector (Make & Model): Mini Rae 3000 | Serial Number: 592-926533 | Rental ID (if applicable): 1000-1399

Rental Company: US Env.

Detector Calibration/Maintenance Certification Provided By (Personnel): BP | Date: 9/28/22

Beginning of Day Detector Calibration

Detector Calibration	Value of Standard (ppm)	Reading (ppm)	Lot #	Expiration Date	Comments
Ambient air or zero air standard (circle one)	0	0.0	NA	NA	
Calibration Standard #1	100	100.1	302-4024	9/26	Note: When calibrating a FID, the default for calibration standard #1 is isobutylene and standard #2 is methane.
Calibration Standard #2 (if applicable)	NA				

Additional Information

Range of Ionization Potentials for Site COCs (eV) 8.13-9.99 Detector Lamp (eV): 11.7 Correction Factor/Response Factor 1.0

Battery fully charged (Yes/No): Y Water trap installed (Yes/No): Y

Post Calibration Check

Date: 9/28/22 Time: 0835 | Field Personnel: E. Dyrness

Calibration Check	Value of Standard (ppm)	Check Results (ppm)	Acceptable Range (+/- 5%) (ppm)	Within Range (yes/no)	Lot #	Expiration Date	Comments
Ambient air or zero air standard (circle one)	0	0.0	0-5	Y	NA	NA	
Calibration Standard #1	100	97.8	95-105	Y	302-4024	9/26	
Calibration Standard #2 (if applicable)	NA						

Notes:
1.) All calibration checks must be made in the run mode, not the calibration mode.
2.) If the calibration check is performed with the standards utilized during calibration, write down "same" under the Lot # and expiration date columns.
3.) If the post calibration check is not within the acceptable range the meter must be recalibrated. If recalibration is attempted twice without success, replace the unit.

Calibration & Post Calibration Check Performed by: E. Dyrness (Print) [signature] (Sign)

END OF DAY CALIBRATION CHECK

Calibration Check	Value of Standard (ppm)	Check Results (ppm)	Acceptable Range (+/- 5%) (ppm)	Within Range (yes/no)	Lot #	Expiration Date	Comments
Date: 9/28/22 Time: 1610		Field Personnel: E. Dyrness					
Ambient air (zero air)	0	0.1	0-5	Y	NA	NA	
Calibration Standard #1	100	96.1	95-105	Y	302-4024	9/26	
Calibration Standard #2 (if applicable)	NA						

Notes:
1.) All calibration checks must be made in the run mode, not the calibration mode.
2.) If the calibration check is performed with the standards utilized during calibration, write down "same" under the Lot # and expiration date columns.
3.) If the end of the day calibration check is not within the acceptable range, the data collected that day for that parameter shall be qualified in its use.
4.) If data needs to be qualified, list the applicable sampling locations below.
5.) If the end of the day calibration fails to be within the acceptable range for two consecutive days, replace the unit.

Calibration Check by E. Dyrness (Print Name) [signature] (Signature)

Sampling Locations: NA

Sampling Locations: NA

Sampling Locations: NA

TROY MILLS LANDFILL PID/FID DAILY CALIBRATION LOG

Site Name: Troy Mills Landfill | Location: Troy, NH | Job Number: 04.0190987.33

Date: 9/29/22 Time: 0810 | Field Personnel: E. Dymess | Weather: Mostly Sunny

Detector (Make & Model): Mini Rae 3000 | Serial Number: 592-926533 | Rental ID (if applicable): 1000-1399

Rental Company: US Env.

Detector Calibration/Maintenance Certification Provided By (Personnel): BP | Date: 9/15/22

Beginning of Day Detector Calibration

Detector Calibration	Value of Standard (ppm)	Reading (ppm)	Lot #	Expiration Date	Comments
Ambient air or zero air standard (circle one)	0	0.0	NA	NA	
Calibration Standard #1	100	99.8	302-4024	9/26	Note: When calibrating a FID, the default for calibration standard #1 is isobutylene and standard #2 is methane.
Calibration Standard #2 (if applicable)	NA				

Additional Information

Range of Ionization Potentials for Site COCs (eV) 8.13 - 9.99 Detector Lamp (eV): 11.7 Correction Factor/Response Factor 1.0

Battery fully charged (Yes/No): Y Water trap installed (Yes/No): Y

Post Calibration Check

Date: 9/29/22 Time: 0810 | Field Personnel: E. Dymess

Calibration Check	Value of Standard (ppm)	Check Results (ppm)	Acceptable Range (+/- 5%) (ppm)	Within Range (yes/no)	Lot #	Expiration Date	Comments
Ambient air or zero air standard (circle one)	0	0.0	0-5	Y	NA	NA	
Calibration Standard #1	100	97.3	95-105	Y	302-4024	9/26	
Calibration Standard #2 (if applicable)	NA						

Notes:
1.) All calibration checks must be made in the run mode, not the calibration mode.
2.) If the calibration check is performed with the standards utilized during calibration, write down "same" under the Lot # and expiration date columns.
3.) If the post calibration check is not within the acceptable range the meter must be recalibrated. If recalibration is attempted twice without success, replace the unit.

Calibration & Post Calibration Check Performed by: E. Dymess (Print) [signature] (Sign)

END OF DAY CALIBRATION CHECK

Calibration Check	Value of Standard (ppm)	Check Results (ppm)	Acceptable Range (+/- 5%) (ppm)	Within Range (yes/no)	Lot #	Expiration Date	Comments
Date: 9/29/22 Time: 1455		Field Personnel: E. Dymess					
Ambient air (zero air)	0	0.0	0-5	Y	NA	NA	
Calibration Standard #1	100	97.2	95-105	Y	302-4024	9/26	
Calibration Standard #2 (if applicable)	NA						

Notes:
1.) All calibration checks must be made in the run mode, not the calibration mode.
2.) If the calibration check is performed with the standards utilized during calibration, write down "same" under the Lot # and expiration date columns.
3.) If the end of the day calibration check is not within the acceptable range, the data collected that day for that parameter shall be qualified in its use.
4.) If data needs to be qualified, list the applicable sampling locations below.
5.) If the end of the day calibration fails to be within the acceptable range for two consecutive days, replace the unit.

Calibration Check by E. Dymess (Print Name) [signature] (Signature)

Sampling Locations: NA

Sampling Locations: NA

Sampling Locations: NA

TROY MILLS LANDFILL PID/FID DAILY CALIBRATION LOG

Site Name: Troy Mills Superfund | Location: Troy MT | Job Number: 04 0190 0587 37

Date: 10/17/22 Time: 1500 | Field Personnel: M. Bergen | Weather: 50, off & on light rain

Detector (Make & Model): Mini RAE 3000 | Serial Number: 592-91694 | Rental ID (if applicable): 1002-1536

Rental Company: U.S. Env

Detector Calibration/Maintenance Certification Provided By (Personnel): BP | Date: 10/31/22

Beginning of Day Detector Calibration

Detector Calibration	Value of Standard (ppm)	Reading (ppm)	Lot #	Expiration Date	Comments
Ambient air or zero air standard (circle one)	0	0.0	NA	NA	
Calibration Standard #1	100	100.0	304-4023	1/26	Note: When calibrating a FID, the default for calibration standard #1 is isobutylene and standard #2 is methane.
Calibration Standard #2 (if applicable)	NA				

Additional Information

Range of Ionization Potentials for Site COCs (eV) 8.13-9.99 Detector Lamp (eV): 11.7 Correction Factor/Response Factor 1.0

Battery fully charged (Yes/No): Y Water trap installed (Yes/No): Y

Post Calibration Check

Date: Time: | Field Personnel:

Calibration Check	Value of Standard (ppm)	Check Results (ppm)	Acceptable Range (+/- 5%) (ppm)	Within Range (yes/no)	Lot #	Expiration Date	Comments
Ambient air or zero air standard (circle one)	0	0.8	0-5	Y	NA	NA	
Calibration Standard #1	100	100.2	95-105	Y	304-4023	1/26	
Calibration Standard #2 (if applicable)	NA						

Notes:
1.) All calibration checks must be made in the run mode, not the calibration mode.
2.) If the calibration check is performed with the standards utilized during calibration, write down "same" under the Lot # and expiration date columns.
3.) If the post calibration check is not within the acceptable range the meter must be recalibrated. If recalibration is attempted twice without success, replace the unit.

Calibration & Post Calibration Check Performed by: M. Bergen (Print) (Sign)

END OF DAY CALIBRATION CHECK

Calibration Check	Value of Standard (ppm)	Check Results (ppm)	Acceptable Range (+/- 5%) (ppm)	Within Range (yes/no)	Lot #	Expiration Date	Comments
Date: Time:		Field Personnel:					
Ambient air (zero air)	0	0.5	0-5	Y	NA	NA	
Calibration Standard #1	100	98.7	95-105	Y	304-4023	1/26	
Calibration Standard #2 (if applicable)	NA						

Notes:
1.) All calibration checks must be made in the run mode, not the calibration mode.
2.) If the calibration check is performed with the standards utilized during calibration, write down "same" under the Lot # and expiration date columns.
3.) If the end of the day calibration check is not within the acceptable range, the data collected that day for that parameter shall be qualified in its use.
4.) If data needs to be qualified, list the applicable sampling locations below.
5.) If the end of the day calibration fails to be within the acceptable range for two consecutive days, replace the unit.

Calibration Check by Matt Bergen (Print Name) (Signature)

Sampling Locations: NA

Sampling Locations: NA

Sampling Locations: NA

TROY MILLS LANDFILL PID/FID DAILY CALIBRATION LOG

Site Name: Troy Mills Landfill | Location: Troy NY | Job Number: 04.0190887.37

Date: 10/19/22 Time: 7:20 | Field Personnel: M. Berger | Weather: Sun clear 7

Detector (Make & Model): M.A. RAE 3000 | Serial Number: 592-916943 | Rental ID (if applicable): 1000-1536

Rental Company: US ENV.

Detector Calibration/Maintenance Certification Provided By (Personnel): MB BBP | Date: 10/13

Beginning of Day Detector Calibration

Detector Calibration	Value of Standard (ppm)	Reading (ppm)	Lot #	Expiration Date	Comments
Ambient air or zero air standard (circle one)	0	0.0	NA	NA	
Calibration Standard #1	100	100.0	304-4023	1/26	Note: When calibrating a FID, the default for calibration standard #1 is isobutylene and standard #2 is methane.
Calibration Standard #2 (if applicable)	NA				

Additional Information

Range of Ionization Potentials for Site COCs (eV) 8.13-9.99 Detector Lamp (eV): 11.7 Correction Factor/Response Factor 1.0

Battery fully charged (Yes/No): Y Water trap installed (Yes/No): Y

Post Calibration Check

Date: Time: | Field Personnel:

Calibration Check	Value of Standard (ppm)	Check Results (ppm)	Acceptable Range (+/- 5%) (ppm)	Within Range (yes/no)	Lot #	Expiration Date	Comments
Ambient air or zero air standard (circle one)	0	0.2	0-5	Y	NA	NA	
Calibration Standard #1	100	99.8	95-105	Y	304-4023	1/26	
Calibration Standard #2 (if applicable)	NA						

Notes:
1.) All calibration checks must be made in the run mode, not the calibration mode.
2.) If the calibration check is performed with the standards utilized during calibration, write down "same" under the Lot # and expiration date columns.
3.) If the post calibration check is not within the acceptable range the meter must be recalibrated. If recalibration is attempted twice without success, replace the unit.

Calibration & Post Calibration Check Performed by: M. Berger (Print) [signature] (Sign)

END OF DAY CALIBRATION CHECK

Calibration Check	Value of Standard (ppm)	Check Results (ppm)	Acceptable Range (+/- 5%) (ppm)	Within Range (yes/no)	Lot #	Expiration Date	Comments
Date: Time:		Field Personnel:					
Ambient air (zero air)	0	0.9	0-5	Y	NA	NA	
Calibration Standard #1	100	97.1	95-105	Y	NA	NA	
Calibration Standard #2 (if applicable)	NA						

Notes:
1.) All calibration checks must be made in the run mode, not the calibration mode.
2.) If the calibration check is performed with the standards utilized during calibration, write down "same" under the Lot # and expiration date columns.
3.) If the end of the day calibration check is not within the acceptable range, the data collected that day for that parameter shall be qualified in its use.
4.) If data needs to be qualified, list the applicable sampling locations below.
5.) If the end of the day calibration fails to be within the acceptable range for two consecutive days, replace the unit.

Calibration Check by Matt Bergen (Print Name) [signature] (Signature)

Sampling Locations: NA

Sampling Locations: NA

Sampling Locations: NA

TROY MILLS LANDFILL PID/FID DAILY CALIBRATION LOG

Site Name: Troy Mill Superfund | Location: Troy, NY | Job Number: 04019098.55

Date: 10/14/22 Time: 0715 | Field Personnel: M. Bergen | Weather: 30s foggy

Detector (Make & Model): Mini RAE 3000 | Serial Number: 572-916943 | Rental ID (if applicable): 1050-1536

Rental Company: U.S. Env

Detector Calibration/Maintenance Certification Provided By (Personnel): BP | Date: 10/13

Beginning of Day Detector Calibration

Detector Calibration	Value of Standard (ppm)	Reading (ppm)	Lot #	Expiration Date	Comments
Ambient air or zero air standard (circle one)	0	0.0	NA	NA	
Calibration Standard #1	100	100.0	304-4023	4/26	Note: When calibrating a FID, the default for calibration standard #1 is isobutylene and standard #2 is methane.
Calibration Standard #2 (if applicable)	NA				

Additional Information

Range of Ionization Potentials for Site COCs (eV) 8.13-9.99 Detector Lamp (eV): 11.7 Correction Factor/Response Factor 1.0

Battery fully charged (Yes/No): Y Water trap installed (Yes/No): Y

Post Calibration Check

Date: Time: | Field Personnel:

Calibration Check	Value of Standard (ppm)	Check Results (ppm)	Acceptable Range (+/- 5%) (ppm)	Within Range (yes/no)	Lot #	Expiration Date	Comments
Ambient air or zero air standard (circle one)	0	0.0	0-5	Y	NA	NA	
Calibration Standard #1	100	99.9	95-105	Y	304-4023	4/26	
Calibration Standard #2 (if applicable)	NA						

Notes:
1.) All calibration checks must be made in the run mode, not the calibration mode.
2.) If the calibration check is performed with the standards utilized during calibration, write down "same" under the Lot # and expiration date columns.
3.) If the post calibration check is not within the acceptable range the meter must be recalibrated. If recalibration is attempted twice without success, replace the unit.

Calibration & Post Calibration Check Performed by: M. Bergen (Print) M (Sign)

END OF DAY CALIBRATION CHECK

Calibration Check	Value of Standard (ppm)	Check Results (ppm)	Acceptable Range (+/- 5%) (ppm)	Within Range (yes/no)	Lot #	Expiration Date	Comments
Date: Time:		Field Personnel:					
Ambient air (zero air)	0	0.7	0-5	Y	NA	NA	
Calibration Standard #1	100	99.8	95-105	Y	304-4023	4/26	
Calibration Standard #2 (if applicable)	NA						

Notes:
1.) All calibration checks must be made in the run mode, not the calibration mode.
2.) If the calibration check is performed with the standards utilized during calibration, write down "same" under the Lot # and expiration date columns.
3.) If the end of the day calibration check is not within the acceptable range, the data collected that day for that parameter shall be qualified in its use.
4.) If data needs to be qualified, list the applicable sampling locations below.
5.) If the end of the day calibration fails to be within the acceptable range for two consecutive days, replace the unit.

Calibration Check by M. Bergen Print Name M Signature

Sampling Locations: NA

Sampling Locations: NA

Sampling Locations: NA

TROY MILLS LANDFILL PID/FID DAILY CALIBRATION LOG

Site Name: Troy Mills Superfund | Location: Troy NY | Job Number: 04.0190987.33

Date: 10/20/22 Time: | Field Personnel: M. Bergen | Weather: Sunny 30s

Detector (Make & Model): Mini RAE 3000 | Serial Number: 572-916943 | Rental ID (if applicable): 1000-1536

Rental Company: U.S. ENV

Detector Calibration/Maintenance Certification Provided By (Personnel): RB | Date: 10/13/22

Beginning of Day Detector Calibration

Detector Calibration	Value of Standard (ppm)	Reading (ppm)	Lot #	Expiration Date	Comments
Ambient air or zero air standard (circle one)	0	0.0	NA	NA	
Calibration Standard #1	100		301-4023	1/26	Note: When calibrating a FID, the default for calibration standard #1 is isobutylene and standard #2 is methane.
Calibration Standard #2 (if applicable)	NA				

Additional Information

Range of Ionization Potentials for Site COCs (eV) 8.13-9.99 Detector Lamp (eV): 11.7 Correction Factor/Response Factor 1.0

Battery fully charged (Yes/No): Y Water trap installed (Yes/No): Y

Post Calibration Check

Date: Time: | Field Personnel:

Calibration Check	Value of Standard (ppm)	Check Results (ppm)	Acceptable Range (+/- 5%) (ppm)	Within Range (yes/no)	Lot #	Expiration Date	Comments
Ambient air or zero air standard (circle one)	0	0.0	0-5	Y	NA	NA	
Calibration Standard #1	100	99.9	95-105	Y	301-4023	1/26	
Calibration Standard #2 (if applicable)	NA						

Notes:
1.) All calibration checks must be made in the run mode, not the calibration mode.
2.) If the calibration check is performed with the standards utilized during calibration, write down "same" under the Lot # and expiration date columns.
3.) If the post calibration check is not within the acceptable range the meter must be recalibrated. If recalibration is attempted twice without success, replace the unit.

Calibration & Post Calibration Check Performed by: M. Bergen (Print) M (Sign)

END OF DAY CALIBRATION CHECK

Calibration Check	Value of Standard (ppm)	Check Results (ppm)	Acceptable Range (+/- 5%) (ppm)	Within Range (yes/no)	Lot #	Expiration Date	Comments
Date: Time:		Field Personnel:					
Ambient air (zero air)	0	0.0	0-5	Y	NA	NA	
Calibration Standard #1	100	100.2	95-105	Y	301-4023	1/26	
Calibration Standard #2 (if applicable)	NA						

Notes:
1.) All calibration checks must be made in the run mode, not the calibration mode.
2.) If the calibration check is performed with the standards utilized during calibration, write down "same" under the Lot # and expiration date columns.
3.) If the end of the day calibration check is not within the acceptable range, the data collected that day for that parameter shall be qualified in its use.
4.) If data needs to be qualified, list the applicable sampling locations below.
5.) If the end of the day calibration fails to be within the acceptable range for two consecutive days, replace the unit.

Calibration Check by Matt Bergen (Print Name) M (Signature)

Sampling Locations: NA

Sampling Locations: NA

Sampling Locations: NA

TROY MILLS LANDFILL PID/FID DAILY CALIBRATION LOG

Site Name: Troy Mills Superfund | Location: Troy, NH | Job Number: 04.0190987.33

Date: 10/21/22 Time: 0800 | Field Personnel: E. Dyrness | Weather:

Detector (Make & Model): MiniRae 3000 | Serial Number: 572-916943 | Rental ID (if applicable): 1000-1536

Rental Company: US Env.

Detector Calibration/Maintenance Certification Provided By (Personnel): BP | Date: 10/13/22

Beginning of Day Detector Calibration

Detector Calibration	Value of Standard (ppm)	Reading (ppm)	Lot #	Expiration Date	Comments
Ambient air or zero air standard (circle one)	0	0.0	NA	NA	
Calibration Standard #1	100	101.7	304-4023	1/26	Note: When calibrating a FID, the default for calibration standard #1 is isobutylene and standard #2 is methane.
Calibration Standard #2 (if applicable)	NA				

Additional Information

Range of Ionization Potentials for Site COCs (eV) 8.13-9.99 Detector Lamp (eV): 11.7 Correction Factor/Response Factor ____

Battery fully charged (Yes/No): Y Water trap installed (Yes/No): Y

Post Calibration Check

Date: 10/21/22 Time: 0800 | Field Personnel: E. Dyrness

Calibration Check	Value of Standard (ppm)	Check Results (ppm)	Acceptable Range (+/- 5%) (ppm)	Within Range (yes/no)	Lot #	Expiration Date	Comments
Ambient air or zero air standard (circle one)	0	0.0	0-5	Y	NA	NA	
Calibration Standard #1	100	97.8	95-105	Y	304-4023	1/26	
Calibration Standard #2 (if applicable)	NA						

Notes:
1.) All calibration checks must be made in the run mode, not the calibration mode.
2.) If the calibration check is performed with the standards utilized during calibration, write down "same" under the Lot # and expiration date columns.
3.) If the post calibration check is not within the acceptable range the meter must be recalibrated. If recalibration is attempted twice without success, replace the unit.

Calibration & Post Calibration Check Performed by: E. Dyrness (Print) [signature] (Sign)

END OF DAY CALIBRATION CHECK

Calibration Check	Value of Standard (ppm)	Check Results (ppm)	Acceptable Range (+/- 5%) (ppm)	Within Range (yes/no)	Lot #	Expiration Date	Comments
Date: 10/21/22 Time: 1645		Field Personnel: E. Dyrness					
Ambient air (zero air)	0	0.2	0-5	Y	NA	NA	
Calibration Standard #1	100	101.3	95-105	Y	304-4022	11/25	
Calibration Standard #2 (if applicable)	NA						

Notes:
1.) All calibration checks must be made in the run mode, not the calibration mode.
2.) If the calibration check is performed with the standards utilized during calibration, write down "same" under the Lot # and expiration date columns.
3.) If the end of the day calibration check is not within the acceptable range, the data collected that day for that parameter shall be qualified in its use.
4.) If data needs to be qualified, list the applicable sampling locations below.
5.) If the end of the day calibration fails to be within the acceptable range for two consecutive days, replace the unit.

Calibration Check by: E. Dyrness (Print Name) [signature] (Signature)

Sampling Locations: NA

Sampling Locations: NA

Sampling Locations: NA

TROY MILLS LANDFILL PID/FID DAILY CALIBRATION LOG

Site Name: Troy Mills Superfund | Location: Troy, NH | Job Number: 04.0190987.33

Date: 10/22/22 Time: 0800 | Field Personnel: M. Murphy | Weather: 30s-60s, sunny

Detector (Make & Model): Mini RAE 3000 | Serial Number: 572-916943 | Rental ID (if applicable): 1000-1536

Rental Company: US Env.

Detector Calibration/Maintenance Certification Provided By (Personnel): BP | Date: 10/13/22

Beginning of Day Detector Calibration

Detector Calibration	Value of Standard (ppm)	Reading (ppm)	Lot #	Expiration Date	Comments
Ambient air or zero air standard (circle one)	0	0.3	NA	→	
Calibration Standard #1	100	98.9	304-4023	1/26	Note: When calibrating a FID, the default for calibration standard #1 is isobutylene and standard #2 is methane.
Calibration Standard #2 (if applicable)	NA			→	

Additional Information

Range of Ionization Potentials for Site COCs (eV) 8.13-9.99 Detector Lamp (eV): 11.7 Correction Factor/Response Factor _____

Battery fully charged (Yes/No): Y Water trap installed (Yes/No): Y

Post Calibration Check

Date: 10/22/22 Time: 0810 | Field Personnel: M. Murphy

Calibration Check	Value of Standard (ppm)	Check Results (ppm)	Acceptable Range (+/- 5%) (ppm)	Within Range (yes/no)	Lot #	Expiration Date	Comments
Ambient air or zero air standard (circle one)	100	99.9	~~95-105~~ 95-100	Y	SAME	→	
Calibration Standard #1	0	0	0-5	Y	SAME	→	
Calibration Standard #2 (if applicable)	NA					→	

Notes:
1.) All calibration checks must be made in the run mode, not the calibration mode.
2.) If the calibration check is performed with the standards utilized during calibration, write down "same" under the Lot # and expiration date columns.
3.) If the post calibration check is not within the acceptable range the meter must be recalibrated. If recalibration is attempted twice without success, replace the unit.

Calibration & Post Calibration Check Performed by: M. Murphy (Print) Megan Murphy (Sign)

END OF DAY CALIBRATION CHECK

Calibration Check	Value of Standard (ppm)	Check Results (ppm)	Acceptable Range (+/- 5%) (ppm)	Within Range (yes/no)	Lot #	Expiration Date	Comments
Date: 10-22-22 Time: 1230		Field Personnel: M. Murphy					
Ambient air (zero air)	0		0-5	N	NA	→	
Calibration Standard #1	NA	→	→	N	NA	→	
Calibration Standard #2 (if applicable)	NA	→	→	N	NA	→	

★ Although PID called and checked, false readings continued to happen, due to dirty/blocked internal filter (continued to detect moisture as a contaminant of >50ppm). Refer to MEM notes on 10-22-22.

Notes:
1.) All calibration checks must be made in the run mode, not the calibration mode.
2.) If the calibration check is performed with the standards utilized during calibration, write down "same" under the Lot # and expiration date columns.
3.) If the end of the day calibration check is not within the acceptable range, the data collected that day for that parameter shall be qualified in its use.
4.) If data needs to be qualified, list the applicable sampling locations below.
5.) If the end of the day calibration fails to be within the acceptable range for two consecutive days, replace the unit.

Calibration Check by M. Murphy (Print Name) Megan Murphy (Signature)

Sampling Locations:
★ TRY-MW-902B
will try to retest on 10-24-22 using new PID.

Sampling Locations:
NA

Sampling Locations:
NA

TROY MILLS LANDFILL PID/FID DAILY CALIBRATION LOG

Site Name: Troy Mills Superfund | Location: Troy, NH | Job Number: 04.0190987.35

Date: 10/24/22 Time: 0750 | Field Personnel: E. Dyrness | Weather: Overcast/rain, 50s

Detector (Make & Model): Tiger, IonScience | Serial Number: | Rental ID (if applicable): Tiger 2

Rental Company: N/A

Detector Calibration/Maintenance Certification Provided By (Personnel): | Date:

Beginning of Day Detector Calibration

Detector Calibration	Value of Standard (ppm)	Reading (ppm)	Lot #	Expiration Date	Comments
Ambient air or zero air standard (circle one)	0	0.0	NA	NA	
Calibration Standard #1	100	100.0	307-4023	3/26	Note: When calibrating a FID, the default for calibration standard #1 is isobutylene and standard #2 is methane.
Calibration Standard #2 (if applicable)	NA				

Additional Information

Range of Ionization Potentials for Site COCs (eV) 8.13-9.99 Detector Lamp (eV): 10.6 Correction Factor/Response Factor 1.0

Battery fully charged (Yes/No): Y Water trap installed (Yes/No): Y

Post Calibration Check

Date: 10/24/22 Time: 0750 | Field Personnel: E. Dyrness

Calibration Check	Value of Standard (ppm)	Check Results (ppm)	Acceptable Range (+/- 5%) (ppm)	Within Range (yes/no)	Lot #	Expiration Date	Comments
Ambient air or zero air standard (circle one)	0	0.0	0-5	Y	NA	NA	
Calibration Standard #1	100	99.4	95-100	Y	307-4023	3/26	
Calibration Standard #2 (if applicable)	NA						

Notes:
1.) All calibration checks must be made in the run mode, not the calibration mode.
2.) If the calibration check is performed with the standards utilized during calibration, write down "same" under the Lot # and expiration date columns.
3.) If the post calibration check is not within the acceptable range the meter must be recalibrated. If recalibration is attempted twice without success, replace the unit.

Calibration & Post Calibration Check Performed by: E. Dyrness (Print) [signature] (Sign)

END OF DAY CALIBRATION CHECK

Calibration Check	Value of Standard (ppm)	Check Results (ppm)	Acceptable Range (+/- 5%) (ppm)	Within Range (yes/no)	Lot #	Expiration Date	Comments
Date: 10/24/22 Time: 1720		Field Personnel: E. Dyrness					
Ambient air (zero air)	0	0.0	0-5	Y	NA	NA	
Calibration Standard #1	100	99.8	95-105	Y	307-4023	3/26	
Calibration Standard #2 (if applicable)	NA						

Notes:
1.) All calibration checks must be made in the run mode, not the calibration mode.
2.) If the calibration check is performed with the standards utilized during calibration, write down "same" under the Lot # and expiration date columns.
3.) If the end of the day calibration check is not within the acceptable range, the data collected that day for that parameter shall be qualified in its use.
4.) If data needs to be qualified, list the applicable sampling locations below.
5.) If the end of the day calibration fails to be within the acceptable range for two consecutive days, replace the unit.

Calibration Check by E. Dyrness (Print Name) [signature] (Signature)

Sampling Locations: NA

Sampling Locations: NA

Sampling Locations: NA

TROY MILLS LANDFILL PID/FID DAILY CALIBRATION LOG

Site Name: Troy Mills Superfund | Location: Troy, NH | Job Number: 04.0190987.33

Date: 10/25/22 Time: 0740 | Field Personnel: E. Dyrness | Weather: Cloudy/foggy, 50s

Detector (Make & Model): IonScience Tiger | Serial Number: | Rental ID (if applicable): Tiger 2

Rental Company: N/A

Detector Calibration/Maintenance Certification Provided By (Personnel): | Date:

Beginning of Day Detector Calibration

Detector Calibration	Value of Standard (ppm)	Reading (ppm)	Lot #	Expiration Date	Comments
Ambient air or zero air standard (circle one)	0	0.0	NA	NA	
Calibration Standard #1	100	100.0	304-4023	3/26	Note: When calibrating a FID, the default for calibration standard #1 is isobutylene and standard #2 is methane.
Calibration Standard #2 (if applicable)	NA				

Additional Information

Range of Ionization Potentials for Site COCs (eV) 8.13-9.44 Detector Lamp (eV): 10.6 Correction Factor/Response Factor 1.0

Battery fully charged (Yes/No): Y Water trap installed (Yes/No): Y

Post Calibration Check

Date: 10/25/22 Time: 0740 | Field Personnel: E. Dyrness

Calibration Check	Value of Standard (ppm)	Check Results (ppm)	Acceptable Range (+/- 5%) (ppm)	Within Range (yes/no)	Lot #	Expiration Date	Comments
Ambient air or zero air standard (circle one)	0	0.0	0-5	Y	NA	NA	
Calibration Standard #1	100	98.6	95-105	Y	304-4023	3/26	
Calibration Standard #2 (if applicable)	NA						

Notes:
1.) All calibration checks must be made in the run mode, not the calibration mode.
2.) If the calibration check is performed with the standards utilized during calibration, write down "same" under the Lot # and expiration date columns.
3.) If the post calibration check is not within the acceptable range the meter must be recalibrated. If recalibration is attempted twice without success, replace the unit.

Calibration & Post Calibration Check Performed by: E. Dyrness (Print) [signature] (Sign)

END OF DAY CALIBRATION CHECK

Calibration Check	Value of Standard (ppm)	Check Results (ppm)	Acceptable Range (+/- 5%) (ppm)	Within Range (yes/no)	Lot #	Expiration Date	Comments
Date: 10/25/22 Time: 1805		Field Personnel: E. Dyrness					
Ambient air (zero air)	0	0.0	0-5	Y	NA	NA	
Calibration Standard #1	100	97.4	95-105	304-4023	3/26	Y	
Calibration Standard #2 (if applicable)	NA					EBD	

Notes:
1.) All calibration checks must be made in the run mode, not the calibration mode.
2.) If the calibration check is performed with the standards utilized during calibration, write down "same" under the Lot # and expiration date columns.
3.) If the end of the day calibration check is not within the acceptable range, the data collected that day for that parameter shall be qualified in its use.
4.) If data needs to be qualified, list the applicable sampling locations below.
5.) If the end of the day calibration fails to be within the acceptable range for two consecutive days, replace the unit.

Calibration Check by E. Dyrness (Print Name) [signature] (Signature)

Sampling Locations: NA

Sampling Locations: NA

Sampling Locations: NA

TROY MILLS LANDFILL PID/FID DAILY CALIBRATION LOG

Site Name: Troy Mills Landfill | Location: Troy, NH | Job Number: 04.0190987.33

Date: 10/28/22 Time: 0745 | Field Personnel: E. Dymess | Weather: Sunny, 30s

Detector (Make & Model): IonScience Tiger | Serial Number: | Rental ID (if applicable): N/A

Rental Company: N/A

Detector Calibration/Maintenance Certification Provided By (Personnel): | Date:

Beginning of Day Detector Calibration

Detector Calibration	Value of Standard (ppm)	Reading (ppm)	Lot #	Expiration Date	Comments
Ambient air or zero air standard (circle one)	0	0.0	NA	NA	
Calibration Standard #1	100	100.0	304-4023	3/26	Note: When calibrating a FID, the default for calibration standard #1 is isobutylene and standard #2 is methane.
Calibration Standard #2 (if applicable)	NA				

Additional Information

Range of Ionization Potentials for Site COCs (eV) 8.13 - 9.99 Detector Lamp (eV): 10.6 Correction Factor/Response Factor 1.0

Battery fully charged (Yes/No): Y Water trap installed (Yes/No): Y

Post Calibration Check

Date: 10/28/22 Time: 0745 | Field Personnel: E. Dymess

Calibration Check	Value of Standard (ppm)	Check Results (ppm)	Acceptable Range (+/- 5%) (ppm)	Within Range (yes/no)	Lot #	Expiration Date	Comments
Ambient air or zero air standard (circle one)	0	0.0	0-5	Y	NA	NA	
Calibration Standard #1	100	98.8	95-105	Y	304-4023	3/26	
Calibration Standard #2 (if applicable)	NA						

Notes:
1.) All calibration checks must be made in the run mode, not the calibration mode.
2.) If the calibration check is performed with the standards utilized during calibration, write down "same" under the Lot # and expiration date columns.
3.) If the post calibration check is not within the acceptable range the meter must be recalibrated. If recalibration is attempted twice without success, replace the unit.

Calibration & Post Calibration Check Performed by: E. Dymess (Print) [signature] (Sign)

END OF DAY CALIBRATION CHECK

Calibration Check	Value of Standard (ppm)	Check Results (ppm)	Acceptable Range (+/- 5%) (ppm)	Within Range (yes/no)	Lot #	Expiration Date	Comments
Date: 10/28/22 Time: 1415		Field Personnel: E. Dymess					
Ambient air (zero air)	0	0.0	0-5	Y	NA	NA	
Calibration Standard #1	100	96.7	95-105	Y	304-4023	3/26	
Calibration Standard #2 (if applicable)	NA						

Notes:
1.) All calibration checks must be made in the run mode, not the calibration mode.
2.) If the calibration check is performed with the standards utilized during calibration, write down "same" under the Lot # and expiration date columns.
3.) If the end of the day calibration check is not within the acceptable range, the data collected that day for that parameter shall be qualified in its use.
4.) If data needs to be qualified, list the applicable sampling locations below.
5.) If the end of the day calibration fails to be within the acceptable range for two consecutive days, replace the unit.

Calibration Check by E. Dymess (Print Name) [signature] (Signature)

Sampling Locations: NA

Sampling Locations: NA

Sampling Locations: NA

~~Back up~~ EAF
Unit-1

TROY MILLS LANDFILL INSTRUMENT CALIBRATION / MAINTENANCE LOG

Date: 10/28/22 **Time:** 1030 | Field Personnel: Beth Fulton

Meter: (circle one) YSI: Model 600XL or 600XLM **In-Situ:** AquaTroll 600 **Rental Company:** Pine

Multimeter Serial Numbers (Sonde & Meter): 784826

Probe Pre-cleaned Certification Provided By (Personnel): Tim Phancuf (TP) **Date:** 10/3/22

Temperature Calibration: Personnel: TP **Date:** ~~4/7/22~~ 10/3/22 EBD

Manufacturer's Accuracy Range of Sensor: +/- 0.2°C **Vendor's check results Unit:** 19.3 **NIST:** 19.35 **Difference:** 0.04

**** When performing calibration checks, wait for temperature and parameter readings to stabilize before recording the results.****

BEGINNING CALIBRATION CHECK

Date: 10/28/22 **Time:** 1100 | **Personnel:** Beth Fulton

Calibration Check	Value of Standard	Check Results	Acceptable Range	Within Range (yes/no)	Lot #	Expiration Date	Comments
Zero DO check (mg/l)	0	0.0	0 to 0.5 mg/L	Y	CC747576	2/23	
pH 7 check	7	7.00	+/- 5%	Y	5503	6/25	Range 6.65 - 7.35 pH
Specific Conductance (µS/cm) Second standard used for check	1413	1475	+/- 5%	Y	2GD767	4/23	Range 682 - 754 µS/cm (718) or Range 1342 - 1484 µS/cm (1413)
ORP check - Zobell (mV) Zobell Solution 21 °C	236	234	+/- 5%	Y	2GE596	2/23	See Chart on Page 2 for ORP Zobell Solution mV Value Based on Temperature
Turbidity Standard (NTU) 2100Q	10	10.4	+/- 10%	Y	A2048	5/23	Range 9.0 - 11.0 NTU (2100Q)

Notes:
1) If the post calibration check is not within the acceptable range the meter must be recalibrated.
2) All calibration checks must be made in the run mode (on a run/measurement screen) or on the live readings screen, not the calibration mode.
3) If the lot numbers and expiration dates are the same as the initial calibration, place a check mark ✓ in the appropriate box.
4) Either standard (718 or 1413 µS/cm) may be used to calibrate specific conductance; the second standard is used to check it.
5) Record N/A (Not Applicable) in the boxes for the turbidity meter that was not used.

Calibration Check Performed by: Beth Fulton (Print) B Fulton (Sign)

END OF DAY INSTRUMENT CALIBRATION CHECK

Calibration Check	Value of Standard	Check Results	Acceptable Range	Within Range (yes/no)	Lot #	Expiration Date	Comments
Date: Time:		Personnel:					
Zero DO check (mg/l)	0		0 to 0.5 mg/L				
pH 7 check	7		+/- 5%				Range 6.65 - 7.35 pH
Specific Conductance (µS/cm) Second standard used for check			+/- 5%	EAF 10/28/22			Range 682 - 754 µS/cm (718) or Range 1342 - 1484 µS/cm (1413)
ORP check - Zobell (mV) Zobell Solution _____ °C			+/- 5%				See Chart on Page 2 for ORP Zobell Solution mV Value Based on Temperature
Turbidity Standard (NTU) 2100Q[5]	10		+/- 10%				Range 9.0 - 11.0 NTU (2100Q)

Notes:

1) If the end of the day calibration check is not within the acceptable range, the data collected that day for that parameter shall be qualified in it's use.
2) All calibration checks must be made in the run mode (on a run/measurement screen), not the calibration mode.
3) If the lot numbers and expiration dates are the same as the initial calibration, place a check mark ü in the appropriate box.
4) Either standard (718 or 1413 µS/cm) may be used to calibrate specific conductance; the second standard is used to check it.
5) Record N/A (Not Applicable) in the boxes for the turbidity meter that was not used.

Calibration Check Performed by: NA (Print) NA (Sign)

List wells sampled using this equipment on this day ONLY IF DATA NEEDS TO BE QUALIFIED.

NA

NA

~~Backup~~ EAF
Unit-1

INSTRUMENT CALIBRATION

Date: 10/23/22 Time: 1030

Multimeter Calibration	Value of Standard	Check as Completed	Lot #	Expiration Date	Comments
DO (% saturation)	100%	✓			Allow time for stabilization per manufacturer
DO mg/l reading	8.66	✓			Record these values immediately after calibration
DO Temp. (°C) reading	20.55	✓			
DO (0% Saturation)-AquaTROLL	0%	✓	CC747576	2/23	2 point DO Calibration for AquaTROLL only (100 & 0%)
pH 1st Standard	4	✓	5607	7/25	
2nd Standard	7	✓	5503	6/25	
3rd Standard	10	✓	6333	4/23	
Specific Conductance (µS/cm)	718	✓	1GL368	12/22	One standard is used to calibrate, second one to check (1413 and 718 standards) Using one standard for both is unacceptable.
Zobell Solution 21 °C	236	✓			See Chart below for ORP Zobell Solution mV Value Based on Temperature
ORP using Zobell Solution	~~718~~ EF	✓	2GE596	2/23	

Additional Information for Dissolved Oxygen Calibration

Barometric Pressure of Meter: 814 **mm Hg** [BP inches NA x 25.4 + BP NA mm Hg]

Dissolved Oxygen Charge (YSI Meters): NA (Acceptable Range: 25 to 75) You MUST change the membrane if charge is out of range.

Inspected DO membrane/RDO CAP for nicks or bubbles (check as completed) ✓ **Personnel:** B. Fulton

Changed YSI Dissolved Oxygen Membrane and Electrolyte Solution (circle one) YES / NO / (NA)

Replaced SmarTROLL Rugged Dissolved Oxygen CAP (circle one) YES / NO / (NA)

HACH 2100Q * Turbidimeter Calibration	Value of Standard	Check as Completed	Lot #	Expiration Date	Comments
Turbidity 1st Standard	20 NTU	✓	A2059	1/23	
2nd Standard	100 NTU	✓	A2035	5/23	
3rd Standard	800 NTU	✓	A2054	5/23	

HACH Model 2100Q Serial Number: 044932 **Rental Company:** Pine

Calibration Performed by Beth Fulton
Print Name

B Fulton
Signature

Zobell Solution mV Value Based on Temperature for ORP Calibration

Calibration Check Range Values (+/- 5%)
Round off temperature to whole number (e.g., 23.5 °C rounds up to 24 °C)

Temp. ºC	ORP Zobell Solution mV Value	Calibration Check Range Values +/- 5%	Temp. ºC	ORP Zobell Solution mV Value	Calibration Check Range Values +/- 5%	Temp. ºC	ORP Zobell Solution mV Value	Calibration Check Range Values +/- 5%
-3	**267**	254-280	10	**251**	238-264	23	**234**	222-246
-2	**266**	253-279	11	**249**	237-261	24	**232**	220-244
-1	**265**	252-278	12	**248**	236-260	25	**231**	219-243
0	**264**	251-277	13	**247**	235-259	26	**230**	219-242
1	**262**	249-275	14	**245**	233-257	27	**228**	217-239
2	**261**	248-274	15	**244**	232-256	28	**227**	216-238
3	**260**	247-273	16	**243**	231-255	29	**226**	215-237
4	**258**	245-271	17	**241**	229-253	30	**225**	214-236
5	**257**	244-270	18	**240**	228-252	31	**223**	212-234
6	**256**	243-269	19	**239**	227-251	32	**222**	211-233
7	**254**	241-267	20	**238**	226-250	33	**221**	210-232
8	**253**	240-266	21	**236**	224-248	34	**219**	208-230
9	**252**	239-265	22	**235**	223-247	35	**218**	207-229

Unit-2

TROY MILLS LANDFILL INSTRUMENT CALIBRATION / MAINTENANCE LOG

Date: 10/28/22 **Time:** 1035 | **Field Personnel:** Beth Fulton

Meter: (circle one) YSI: Model 600XL or 600XLM **In-Situ:** AquaTroll 600 **Rental Company:** Pine

Multimeter Serial Numbers (Sonde & Meter): 922696

Probe Pre-cleaned Certification Provided By (Personnel): Tim Pinaeuf (TP) **Date:** 10/3/22

Temperature Calibration: Personnel: TP **Date:** ~~11/7/22~~ 10/3/22 EBD

Manufacturer's Accuracy Range of Sensor: +/- 0.2°C **Vendor's check results Unit:** 13.69 **NIST:** 13.68 **Difference:** 0.01

**** When performing calibration checks, wait for temperature and parameter readings to stabilize before recording the results.****

BEGINNING CALIBRATION CHECK

Date: 10/28/22 **Time:** 1105 | **Personnel:** Beth Fulton

Calibration Check	Value of Standard	Check Results	Acceptable Range	Within Range (yes/no)	Lot #	Expiration Date	Comments
Zero DO check (mg/l)	0	0.0	0 to 0.5 mg/L	Y	CC77576	2/23	
pH 7 check	7	7.00	+/- 5%	Y	5503	6/25	Range 6.65 - 7.35 pH
Specific Conductance (µS/cm) Second standard used for check	1413	1414	+/- 5%	Y	2GD567	4/23	Range 682 - 754 µS/cm (718) or Range 1342 - 1484 µS/cm (1413)
ORP check - Zobell (mV) Zobell Solution 21 °C	236	237	+/- 5%	Y	2GE596	2/23	See Chart on Page 2 for ORP Zobell Solution mV Value Based on Temperature
Turbidity Standard (NTU) 2100Q	10	10.4	+/- 10%	Y	A2048	5/23	Range 9.0 - 11.0 NTU (2100Q)

Notes:
1) If the post calibration check is not within the acceptable range the meter must be recalibrated.
2) All calibration checks must be made in the run mode (on a run/measurement screen) or on the live readings screen, not the calibration mode.
3) If the lot numbers and expiration dates are the same as the initial calibration, place a check mark √ in the appropriate box.
4) Either standard (718 or 1413 µS/cm) may be used to calibrate specific conductance; the second standard is used to check it.
5) Record N/A (Not Applicable) in the boxes for the turbidity meter that was not used.

Calibration Check Performed by: Beth Fulton (Print) Beth Fulton (Sign)

END OF DAY INSTRUMENT CALIBRATION CHECK

Calibration Check	Value of Standard	Check Results	Acceptable Range	Within Range (yes/no)	Lot #	Expiration Date	Comments
Date: Time:		Personnel:					
Zero DO check (mg/l)	0		0 to 0.5 mg/L				
pH 7 check	7		+/- 5%				Range 6.65 - 7.35 pH
Specific Conductance (µS/cm) ~~Second standard used for check~~			+/- 5%				Range 682 - 754 µS/cm (718) or Range 1342 - 1484 µS/cm (1413)
ORP check - Zobell (mV) Zobell Solution _____ °C			+/- 5%				See Chart on Page 2 for ORP Zobell Solution mV Value Based on Temperature
Turbidity Standard (NTU) 2100Q[5]	10		+/- 10%				Range 9.0 - 11.0 NTU (2100Q)

EBF 10/28/22

Notes:

1) If the end of the day calibration check is not within the acceptable range, the data collected that day for that parameter shall be qualified in it's use.
2) All calibration checks must be made in the run mode (on a run/measurement screen), not the calibration mode.
3) If the lot numbers and expiration dates are the same as the initial calibration, place a check mark ü in the appropriate box.
4) Either standard (718 or 1413 µS/cm) may be used to calibrate specific conductance; the second standard is used to check it.
5) Record N/A (Not Applicable) in the boxes for the turbidity meter that was not used.

Calibration Check Performed by: NA (Print) NA (Sign)

List wells sampled using this equipment on this day ONLY IF DATA NEEDS TO BE QUALIFIED.

NA

NA

Unit-2

INSTRUMENT CALIBRATION

Date: 10/28/22 Time: 1035

Multimeter Calibration	Value of Standard	Check as Completed	Lot #	Expiration Date	Comments
DO (% saturation)	100%	✓			Allow time for stabilization per manufacturer
DO mg/l reading	9.59	✓			Record these values immediately after calibration
DO Temp. (°C) reading	20.87	✓			
DO (0% Saturation)-AquaTROLL	0%	✓	CC747576	2/23	2 point DO Calibration for AquaTROLL only (100 & 0%)
pH 1st Standard	4	✓	5607	7/25	
2nd Standard	7	✓	5503	6/25	
3rd Standard	10	✓	6333	4/23	
Specific Conductance (µS/cm)	718	✓	1GL368	12/22	One standard is used to calibrate, second one to check (1413 and 718 standards) Using one standard for both is unacceptable.
Zobell Solution 21 °C		✓			See Chart below for ORP Zobell Solution mV Value Based on Temperature
ORP using Zobell Solution	236	✓	2GE596	2/23	

Additional Information for Dissolved Oxygen Calibration

Barometric Pressure of Meter: 739 mm Hg [BP inches NA x 25.4 + BP NA mm Hg]

Dissolved Oxygen Charge (YSI Meters): NA (Acceptable Range: 25 to 75) You MUST change the membrane if charge is out of range.

Inspected DO membrane/RDO CAP for nicks or bubbles (check as completed) ✓ Personnel: Beth Fulton

Changed YSI Dissolved Oxygen Membrane and Electrolyte Solution (circle one) YES / NO / NA

Replaced SmarTROLL Rugged Dissolved Oxygen CAP (circle one) YES / NO / NA

HACH 2100Q * Turbidimeter Calibration	Value of Standard	Check as Completed	Lot #	Expiration Date	Comments
Turbidity 1st Standard	20 NTU	✓	A2059	1/23	
2nd Standard	100 NTU	✓	A2035	5/23	
3rd Standard	800 NTU	✓	A2054	5/23	

HACH Model 2100Q Serial Number: 030639 Rental Company: Pine

Calibration Performed by Beth Fulton
Print Name

Signature

Zobell Solution mV Value Based on Temperature for ORP Calibration

Calibration Check Range Values (+/- 5%)
Round off temperature to whole number (e.g., 23.5 °C rounds up to 24 °C)

Temp. ºC	ORP Zobell Solution mV Value	Calibration Check Range Values +/- 5%	Temp. ºC	ORP Zobell Solution mV Value	Calibration Check Range Values +/- 5%	Temp. ºC	ORP Zobell Solution mV Value	Calibration Check Range Values +/- 5%
-3	**267**	254-280	10	**251**	238-264	23	**234**	222-246
-2	**266**	253-279	11	**249**	237-261	24	**232**	220-244
-1	**265**	252-278	12	**248**	236-260	25	**231**	219-243
0	**264**	251-277	13	**247**	235-259	26	**230**	219-242
1	**262**	249-275	14	**245**	233-257	27	**228**	217-239
2	**261**	248-274	15	**244**	232-256	28	**227**	216-238
3	**260**	247-273	16	**243**	231-255	29	**226**	215-237
4	**258**	245-271	17	**241**	229-253	30	**225**	214-236
5	**257**	244-270	18	**240**	228-252	31	**223**	212-234
6	**256**	243-269	19	**239**	227-251	32	**222**	211-233
7	**254**	241-267	20	**238**	226-250	33	**221**	210-232
8	**253**	240-266	21	**236**	224-248	34	**219**	208-230
9	**252**	239-265	22	**235**	223-247	35	**218**	207-229

EAF
~~Unit 1~~
Back up

TROY MILLS LANDFILL INSTRUMENT CALIBRATION / MAINTENANCE LOG

Date: 10/28/22 Time: 1080 | Field Personnel: Beth Fulton

Meter: (circle one) YSI: Model 600XL or 600XLM In-Situ: AquaTroll 600 Rental Company: PINC

Multimeter Serial Numbers (Sonde & Meter): 923475

Probe Pre-cleaned Certification Provided By (Personnel): Tim Phenesf (TP) Date: 10/3/22

Temperature Calibration: Personnel: TP Date: ~~4/7/22~~ 10/3/22 EBD

Manufacturer's Accuracy Range of Sensor: +/- 0.2°C Vendor's check results Unit: 19.55 NIST: 19.54 Difference: 0.01

** When performing calibration checks, wait for temperature and parameter readings to stabilize before recording the results.**

BEGINNING CALIBRATION CHECK

Date: 10/28/22 Time: 1110 | Personnel: Beth Fulton

Calibration Check	Value of Standard	Check Results	Acceptable Range	Within Range (yes/no)	Lot #	Expiration Date	Comments
Zero DO check (mg/l)	0	0.0	0 to 0.5 mg/L	Y	CC747576	2/23	
pH 7 check	7	7.00	+/- 5%	Y	5503	6/25	Range 6.65 - 7.35 pH
Specific Conductance (µS/cm) Second standard used for check	1413	1483	+/- 5%	Y	2GD587	4/23	Range 682 - 754 µS/cm (718) or Range 1342 - 1484 µS/cm (1413)
ORP check - Zobell (mV) Zobell Solution 21 °C	236	235	+/- 5%	Y	2GE596	2/23	See Chart on Page 2 for ORP Zobell Solution mV Value Based on Temperature
Turbidity Standard (NTU) 2100Q	10	10.1	+/- 10%	Y	A2048	5/23	Range 9.0 - 11.0 NTU (2100Q)

Notes:
1) If the post calibration check is not within the acceptable range the meter must be recalibrated.
2) All calibration checks must be made in the run mode (on a run/measurement screen) or on the live readings screen, not the calibration mode.
3) If the lot numbers and expiration dates are the same as the initial calibration, place a check mark √ in the appropriate box.
4) Either standard (718 or 1413 µS/cm) may be used to calibrate specific conductance; the second standard is used to check it.
5) Record N/A (Not Applicable) in the boxes for the turbidity meter that was not used.

Calibration Check Performed by: Beth Fulton (Print) BA Fulton (Sign)

END OF DAY INSTRUMENT CALIBRATION CHECK

Calibration Check	Value of Standard	Check Results	Acceptable Range	Within Range (yes/no)	Lot #	Expiration Date	Comments
Date: Time:		Personnel:					
Zero DO check (mg/l)	0		0 to 0.5 mg/L				
pH 7 check	7		+/- 5%				Range 6.65 - 7.35 pH
Specific Conductance (µS/cm) Second standard used for check		EAF	+/- 5%	10/28/22			Range 682 - 754 µS/cm (718) or Range 1342 - 1484 µS/cm (1413)
ORP check - Zobell (mV) Zobell Solution _____ °C			+/- 5%				See Chart on Page 2 for ORP Zobell Solution mV Value Based on Temperature
Turbidity Standard (NTU) 2100Q[5]	10		+/- 10%				Range 9.0 - 11.0 NTU (2100Q)

Notes:

1) If the end of the day calibration check is not within the acceptable range, the data collected that day for that parameter shall be qualified in it's use.
2) All calibration checks must be made in the run mode (on a run/measurement screen), not the calibration mode.
3) If the lot numbers and expiration dates are the same as the initial calibration, place a check mark ü in the appropriate box.
4) Either standard (718 or 1413 µS/cm) may be used to calibrate specific conductance; the second standard is used to check it.
5) Record N/A (Not Applicable) in the boxes for the turbidity meter that was not used.

Calibration Check Performed by: NA (Print) NA (Sign)

List wells sampled using this equipment on this day ONLY IF DATA NEEDS TO BE QUALIFIED.

NA

NA

~~Unit 1~~ EAF
Back UP

INSTRUMENT CALIBRATION

Date: 10/28/22 Time: 1040

Multimeter Calibration	Value of Standard	Check as Completed	Lot #	Expiration Date	Comments
DO (% saturation)	100%	✓			Allow time for stabilization per manufacturer
DO mg/l reading	8.70	✓			Record these values immediately after calibration
DO Temp. (°C) reading	20.61	✓			
DO (0% Saturation)-AquaTROLL	0%	✓	CC747576	2~~/23~~ EF 23	2 point DO Calibration for AquaTROLL only (100 & 0%)
pH 1st Standard	4	✓	5607	7/25	
2nd Standard	7	✓	5503	6/25	
3rd Standard	10	✓	6333	4/23	
Specific Conductance (µS/cm)	718	✓	1GL368	12/22	One standard is used to calibrate, second one to check (1413 and 718 standards) Using one standard for both is unacceptable.
Zobell Solution 21 °C		✓			See Chart below for ORP Zobell Solution mV Value Based on Temperature
ORP using Zobell Solution	236	✓	2GE596	2/23	

Additional Information for Dissolved Oxygen Calibration

Barometric Pressure of Meter: 761 mm Hg [BP inches NA x 25.4 + BP NA mm Hg]

Dissolved Oxygen Charge (YSI Meters): NA (Acceptable Range: 25 to 75) You MUST change the membrane if charge is out of range.

Inspected DO membrane/RDO CAP for nicks or bubbles (check as completed) ✓ Personnel: Beth Fulton

Changed YSI Dissolved Oxygen Membrane and Electrolyte Solution (circle one) YES / NO / NA

Replaced SmarTROLL Rugged Dissolved Oxygen CAP (circle one) YES / NO / NA

HACH 2100Q * Turbidimeter Calibration	Value of Standard	Check as Completed	Lot #	Expiration Date	Comments
Turbidity 1st Standard	20 NTU	✓	A2059	1/23	
2nd Standard	100 NTU	✓	A2035	5/23	
3rd Standard	800 NTU	✓	A2054	5/23	

HACH Model 2100Q Serial Number: ~~24001~~ EAF 272315 Rental Company: Pine

Calibration Performed by Beth Fulton
Print Name

Signature

Zobell Solution mV Value Based on Temperature for ORP Calibration

Calibration Check Range Values (+/- 5%)
Round off temperature to whole number (e.g., 23.5 °C rounds up to 24 °C)

Temp. ºC	ORP Zobell Solution mV Value	Calibration Check Range Values +/- 5%	Temp. ºC	ORP Zobell Solution mV Value	Calibration Check Range Values +/- 5%	Temp. ºC	ORP Zobell Solution mV Value	Calibration Check Range Values +/- 5%
-3	267	254-280	10	251	238-264	23	234	222-246
-2	266	253-279	11	249	237-261	24	232	220-244
-1	265	252-278	12	248	236-260	25	231	219-243
0	264	251-277	13	247	235-259	26	230	219-242
1	262	249-275	14	245	233-257	27	228	217-239
2	261	248-274	15	244	232-256	28	227	216-238
3	260	247-273	16	243	231-255	29	226	215-237
4	258	245-271	17	241	229-253	30	225	214-236
5	257	244-270	18	240	228-252	31	223	212-234
6	256	243-269	19	239	227-251	32	222	211-233
7	254	241-267	20	238	226-250	33	221	210-232
8	253	240-266	21	236	224-248	34	219	208-230
9	252	239-265	22	235	223-247	35	218	207-229

Unit-1

TROY MILLS LANDFILL INSTRUMENT CALIBRATION / MAINTENANCE LOG

Date: 11/1/22 **Time:** 0830 | Field Personnel: Beth Fulton

Meter: (circle one) YSI: Model 600XL or 600XLM **In-Situ:** AquaTroll 600 **Rental Company:** Pine

Multimeter Serial Numbers (Sonde & Meter): 734826

Probe Pre-cleaned Certification Provided By (Personnel): TP **Date:** 10/3/22

Temperature Calibration: Personnel: TP **Date:** ~~[illegible]~~ 10/3/22 EBD

Manufacturer's Accuracy Range of Sensor: +/- 0.2°C **Vendor's check results Unit:** 19.31 **NIST:** 19.35 **Difference:** 0.04

**** When performing calibration checks, wait for temperature and parameter readings to stabilize before recording the results.****

BEGINNING CALIBRATION CHECK

Date: 11/1/22 **Time:** 0830 | **Personnel:** Beth Fulton

Calibration Check	Value of Standard	Check Results	Acceptable Range	Within Range (yes/no)	Lot #	Expiration Date	Comments
Zero DO check (mg/l)	0	0.0	0 to 0.5 mg/L	Y	CC747516	2/23	
pH 7 check	7	6.98	+/- 5%	Y	5503	6/25	Range 6.65 - 7.35 pH
Specific Conductance (µS/cm) Second standard used for check	1413	1467	+/- 5%	Y	2GD564	4/23	Range 682 - 754 µS/cm (718) or Range 1342 - 1484 µS/cm (1413)
ORP check - Zobell (mV) **Zobell Solution** 17 °C	241	244	+/- 5%	Y	2GE598	2/23	See Chart on Page 2 for ORP Zobell Solution mV Value Based on Temperature
Turbidity Standard (NTU) **2100Q**	10	10.5	+/- 10%	Y	A2048	5/23	Range 9.0 - 11.0 NTU (2100Q)

Notes:
1) If the post calibration check is not within the acceptable range the meter must be recalibrated.
2) All calibration checks must be made in the run mode (on a run/measurement screen) or on the live readings screen, not the calibration mode.
3) If the lot numbers and expiration dates are the same as the initial calibration, place a check mark √ in the appropriate box.
4) Either standard (718 or 1413 µS/cm) may be used to calibrate specific conductance; the second standard is used to check it.
5) Record N/A (Not Applicable) in the boxes for the turbidity meter that was not used.

Calibration Check Performed by: Beth Fulton (Print) [signature] (Sign)

END OF DAY INSTRUMENT CALIBRATION CHECK

Calibration Check	Value of Standard	Check Results	Acceptable Range	Within Range (yes/no)	Lot #	Expiration Date	Comments
Date: 11/1/22 **Time:** 1610		**Personnel:** E. Dyrness					
Zero DO check (mg/l)	0	0.0	0 to 0.5 mg/L	Y	CC747516	2/23	
pH 7 check	7	7.12	+/- 5%	Y	5503	6/25	Range 6.65 - 7.35 pH
Specific Conductance (µS/cm) Second standard used for check	1413	1467	+/- 5%	Y	2GD564	4/23	Range 682 - 754 µS/cm (718) or Range 1342 - 1484 µS/cm (1413)
ORP check - Zobell (mV) **Zobell Solution** 17 °C	241	233	+/- 5%	Y	2GE598	2/23	See Chart on Page 2 for ORP Zobell Solution mV Value Based on Temperature
Turbidity Standard (NTU) **2100Q**[5]	10	10.5	+/- 10%	Y	A2048	5/23	Range 9.0 - 11.0 NTU (2100Q)

Notes:

1) If the end of the day calibration check is not within the acceptable range, the data collected that day for that parameter shall be qualified in it's use.
2) All calibration checks must be made in the run mode (on a run/measurement screen), not the calibration mode.
3) If the lot numbers and expiration dates are the same as the initial calibration, place a check mark ü in the appropriate box.
4) Either standard (718 or 1413 µS/cm) may be used to calibrate specific conductance; the second standard is used to check it.
5) Record N/A (Not Applicable) in the boxes for the turbidity meter that was not used.

Calibration Check Performed by: E. Dyrness (Print) [signature] (Sign)

List wells sampled using this equipment on this day ONLY IF DATA NEEDS TO BE QUALIFIED.

NA

NA

Unit-1

INSTRUMENT CALIBRATION

Date: Time:

Multimeter Calibration	Value of Standard	Check as Completed	Lot #	Expiration Date	Comments
DO (% saturation)	100%				Allow time for stabilization per manufacturer
DO mg/l reading 11/1/22					Record these values immediately after calibration
DO Temp. (°C) reading		EBF			
DO (0% Saturation)-AquaTROLL	0%				2 point DO Calibration for AquaTROLL only (100 & 0%)
pH 1st Standard	4				
2nd Standard	7				
3rd Standard	10				One standard is used to calibrate, second one to check (1413 and 718 standards)
Specific Conductance (µS/cm)					Using one standard for both is unacceptable.
Zobell Solution _____ °C					See Chart below for ORP Zobell Solution mV Value Based on Temperature
ORP using Zobell Solution					

Additional Information for Dissolved Oxygen Calibration

Barometric Pressure of Meter: 811 **mm Hg** [BP inches NA x 25.4 + BP NA mm Hg]

Dissolved Oxygen Charge (YSI Meters): NA (Acceptable Range: 25 to 75) You MUST change the membrane if charge is out of range.

Inspected DO membrane/RDO CAP for nicks or bubbles (check as completed) ✓ **Personnel:** B. Fulton

Changed YSI Dissolved Oxygen Membrane and Electrolyte Solution (circle one) YES / NO / NA

Replaced SmarTROLL Rugged Dissolved Oxygen CAP (circle one) YES / NO / NA

HACH 2100Q * Turbidimeter Calibration	Value of Standard	Check as Completed	Lot #	Expiration Date	Comments
Turbidity 1st Standard	20 NTU				
2nd Standard	100 NTU	EBF	11/1/22		
3rd Standard	800 NTU				

HACH Model 2100Q Serial Number: **Rental Company:**

Calibration Performed by Beth Fulton
Print Name

B. Fulton
Signature

Zobell Solution mV Value Based on Temperature for ORP Calibration

Calibration Check Range Values (+/- 5%)
Round off temperature to whole number (e.g., 23.5 °C rounds up to 24 °C)

Temp. ºC	ORP Zobell Solution mV Value	Calibration Check Range Values +/- 5%	Temp. ºC	ORP Zobell Solution mV Value	Calibration Check Range Values +/- 5%	Temp. ºC	ORP Zobell Solution mV Value	Calibration Check Range Values +/- 5%
-3	**267**	254-280	10	**251**	238-264	23	**234**	222-246
-2	**266**	253-279	11	**249**	237-261	24	**232**	220-244
-1	**265**	252-278	12	**248**	236-260	25	**231**	219-243
0	**264**	251-277	13	**247**	235-259	26	**230**	219-242
1	**262**	249-275	14	**245**	233-257	27	**228**	217-239
2	**261**	248-274	15	**244**	232-256	28	**227**	216-238
3	**260**	247-273	16	**243**	231-255	29	**226**	215-237
4	**258**	245-271	17	**241**	229-253	30	**225**	214-236
5	**257**	244-270	18	**240**	228-252	31	**223**	212-234
6	**256**	243-269	19	**239**	227-251	32	**222**	211-233
7	**254**	241-267	20	**238**	226-250	33	**221**	210-232
8	**253**	240-266	21	**236**	224-248	34	**219**	208-230
9	**252**	239-265	22	**235**	223-247	35	**218**	207-229

Unit-2

TROY MILLS LANDFILL INSTRUMENT CALIBRATION / MAINTENANCE LOG

Date: 11/1/22 Time: 0840 | Field Personnel: Beth Fulton

Meter: (circle one) YSI: Model 600XL or 600XLM ~~In-Situ: AquaTroll 600~~ Rental Company: Pine

Multimeter Serial Numbers (Sonde & Meter): 922696

Probe Pre-cleaned Certification Provided By (Personnel): TP Date: 10/3/22

Temperature Calibration: Personnel: TP Date: ~~[illegible]~~ 10/3/22 EBD

Manufacturer's Accuracy Range of Sensor: +/- 0.2°C Vendor's check results Unit: 18.69 NIST: 18.68 Difference: 0.01

** When performing calibration checks, wait for temperature and parameter readings to stabilize before recording the results.**

BEGINNING CALIBRATION CHECK

Date: 11/1/22 Time: 0840 | Personnel: Beth Fulton

Calibration Check	Value of Standard	Check Results	Acceptable Range	Within Range (yes/no)	Lot #	Expiration Date	Comments
Zero DO check (mg/l)	0	0.0	0 to 0.5 mg/L	Y	CC747516	2/23	
pH 7 check	7	6.96	+/- 5%	Y	5503	6/25	Range 6.65 - 7.35 pH
Specific Conductance (µS/cm) Second standard used for check	1413	1472	+/- 5%	Y	2GD564	4/23	Range 682 - 754 µS/cm (718) or Range 1342 - 1484 µS/cm (1413)
ORP check - Zobell (mV) Zobell Solution 17 °C	241	240	+/- 5%	Y	2GE596	2/23	See Chart on Page 2 for ORP Zobell Solution mV Value Based on Temperature
Turbidity Standard (NTU) 2100Q	10	10.7	+/- 10%	Y	A2048	5/23	Range 9.0 - 11.0 NTU (2100Q)

Notes:
1) If the post calibration check is not within the acceptable range the meter must be recalibrated.
2) All calibration checks must be made in the run mode (on a run/measurement screen) or on the live readings screen, not the calibration mode.
3) If the lot numbers and expiration dates are the same as the initial calibration, place a check mark √ in the appropriate box.
4) Either standard (718 or 1413 µS/cm) may be used to calibrate specific conductance; the second standard is used to check it.
5) Record N/A (Not Applicable) in the boxes for the turbidity meter that was not used.

Calibration Check Performed by: Beth Fulton (Print) [signature] (Sign)

END OF DAY INSTRUMENT CALIBRATION CHECK

Calibration Check	Value of Standard	Check Results	Acceptable Range	Within Range (yes/no)	Lot #	Expiration Date	Comments
Date: 11/1/22 Time: 1615		Personnel: E. Dymess					
Zero DO check (mg/l)	0	0.0	0 to 0.5 mg/L	Y	CC747516	2/23	
pH 7 check	7	7.20	+/- 5%	Y	5503	6/25	Range 6.65 - 7.35 pH
Specific Conductance (µS/cm) Second standard used for check	1413	1461	+/- 5%	Y	2GD564	4/23	Range 682 - 754 µS/cm (718) or Range 1342 - 1484 µS/cm (1413)
ORP check - Zobell (mV) Zobell Solution 17 °C	241	232	+/- 5%	Y	2GE548	2/23	See Chart on Page 2 for ORP Zobell Solution mV Value Based on Temperature
Turbidity Standard (NTU) 2100Q[5]	10	10.5	+/- 10%	Y	A2048	5/23	Range 9.0 - 11.0 NTU (2100Q)

Notes:

1) If the end of the day calibration check is not within the acceptable range, the data collected that day for that parameter shall be qualified in it's use.
2) All calibration checks must be made in the run mode (on a run/measurement screen), not the calibration mode.
3) If the lot numbers and expiration dates are the same as the initial calibration, place a check mark ü in the appropriate box.
4) Either standard (718 or 1413 µS/cm) may be used to calibrate specific conductance; the second standard is used to check it.
5) Record N/A (Not Applicable) in the boxes for the turbidity meter that was not used.

Calibration Check Performed by: E. Dymess (Print) [signature] (Sign)

List wells sampled using this equipment on this day ONLY IF DATA NEEDS TO BE QUALIFIED.

NA

NA

Unit-2

INSTRUMENT CALIBRATION

Date: 11/1/22 Time: 0920

Multimeter Calibration	Value of Standard	Check as Completed	Lot #	Expiration Date	Comments
DO (% saturation)	100%				Allow time for stabilization per manufacturer
DO mg/l reading					Record these values immediately after calibration
DO Temp. (°C) reading		EISD			
DO (0% Saturation)-AquaTROLL	0%	11/1/22			2 point DO Calibration for AquaTROLL only (100 & 0%)
pH 1st Standard	4				
2nd Standard	7				
3rd Standard	10				
Specific Conductance (µS/cm)	718	✓	1GL368	12/22	One standard is used to calibrate, second one to check (1413 and 718 standards) Using one standard for both is unacceptable.
Zobell Solution 17 °C		✓			See Chart below for ORP Zobell Solution mV Value Based on Temperature
ORP using Zobell Solution	241	✓	2GE596	2/23	

Additional Information for Dissolved Oxygen Calibration

Barometric Pressure of Meter: 789 **mm Hg** [BP inches NA x 25.4 + BP NA mm Hg]

Dissolved Oxygen Charge (YSI Meters): NA (Acceptable Range: 25 to 75) You MUST change the membrane if charge is out of range

Inspected DO membrane/RDO CAP for nicks or bubbles (check as completed) ✓ **Personnel:** B. Fulton

Changed YSI Dissolved Oxygen Membrane and Electrolyte Solution (circle one) YES / NO / NA

Replaced SmarTROLL Rugged Dissolved Oxygen CAP (circle one) YES / NO / NA

HACH 2100Q * Turbidimeter Calibration	Value of Standard	Check as Completed	Lot #	Expiration Date	Comments
Turbidity 1st Standard	20 NTU				
2nd Standard	100 NTU	11/1/22			
3rd Standard	800 NTU		EISD		

HACH Model 2100Q Serial Number: **Rental Company:**

Calibration Performed by Beth Fulton
Print Name

B. Fulton
Signature

Zobell Solution mV Value Based on Temperature for ORP Calibration
Calibration Check Range Values (+/- 5%)
Round off temperature to whole number (e.g., 23.5 °C rounds up to 24 °C)

Temp. ºC	ORP Zobell Solution mV Value	Calibration Check Range Values +/- 5%	Temp. ºC	ORP Zobell Solution mV Value	Calibration Check Range Values +/- 5%	Temp. ºC	ORP Zobell Solution mV Value	Calibration Check Range Values +/- 5%
-3	267	254-280	10	251	238-264	23	234	222-246
-2	266	253-279	11	249	237-261	24	232	220-244
-1	265	252-278	12	248	236-260	25	231	219-243
0	264	251-277	13	247	235-259	26	230	219-242
1	262	249-275	14	245	233-257	27	228	217-239
2	261	248-274	15	244	232-256	28	227	216-238
3	260	247-273	16	243	231-255	29	226	215-237
4	258	245-271	17	241	229-253	30	225	214-236
5	257	244-270	18	240	228-252	31	223	212-234
6	256	243-269	19	239	227-251	32	222	211-233
7	254	241-267	20	238	226-250	33	221	210-232
8	253	240-266	21	236	224-248	34	219	208-230
9	252	239-265	22	235	223-247	35	218	207-229

Unit-1

TROY MILLS LANDFILL INSTRUMENT CALIBRATION / MAINTENANCE LOG

Date: 11/2/22 Time: 1600 | Field Personnel: Beth Fulton

Meter: (circle one) YSI: Model 600XL or 600XLM In-Situ: AquaTroll 600 Rental Company: Pine

Multimeter Serial Numbers (Sonde & Meter): 784826

Probe Pre-cleaned Certification Provided By (Personnel): TP Date: 10/3/22

Temperature Calibration: Personnel: TP Date: ~~4/7/22~~ 10/3/22 EBD

Manufacturer's Accuracy Range of Sensor: +/- 0.2°C Vendor's check results Unit: 19.31 NIST: 19.35 Difference: 0.04

** When performing calibration checks, wait for temperature and parameter readings to stabilize before recording the results.**

BEGINNING CALIBRATION CHECK

Date: Time: Personnel:

Calibration Check	Value of Standard	Check Results	Acceptable Range	Within Range (yes/no)	Lot #	Expiration Date	Comments
Zero DO check (mg/l)	0		0 to 0.5 mg/L				
pH 7 check	7	11/2/22	+/- 5%				Range 6.65 - 7.35 pH
Specific Conductance (µS/cm) Second standard used for check			+/- 5%				Range 682 - 754 µS/cm (718) or Range 1342 - 1484 µS/cm (1413)
ORP check - Zobell (mV) Zobell Solution _____ °C			+/- 5%				See Chart on Page 2 for ORP Zobell Solution mV Value Based on Temperature
Turbidity Standard (NTU) 2100Q	10		+/- 10%				Range 9.0 - 11.0 NTU (2100Q)

Notes:
1) If the post calibration check is not within the acceptable range the meter must be recalibrated.
2) All calibration checks must be made in the run mode (on a run/measurement screen) or on the live readings screen, not the calibration mode.
3) If the lot numbers and expiration dates are the same as the initial calibration, place a check mark √ in the appropriate box.
4) Either standard (718 or 1413 µS/cm) may be used to calibrate specific conductance; the second standard is used to check it.
5) Record N/A (Not Applicable) in the boxes for the turbidity meter that was not used.

Calibration Check Performed by: NA (Print) NA (Sign)

END OF DAY INSTRUMENT CALIBRATION CHECK

Calibration Check	Value of Standard	Check Results	Acceptable Range	Within Range (yes/no)	Lot #	Expiration Date	Comments
Date: 11/2/22 Time: 1600		Personnel: Beth Fulton					
Zero DO check (mg/l)	0	0.0	0 to 0.5 mg/L	Y	EC747510	2/23	
pH 7 check	7	7.13	+/- 5%	Y	5503	6/25	Range 6.65 - 7.35 pH
Specific Conductance (µS/cm) Second standard used for check	1413	1470	+/- 5%	Y	2GD564	4/23	Range 682 - 754 µS/cm (718) or Range 1342 - 1484 µS/cm (1413)
ORP check - Zobell (mV) Zobell Solution 18 °C	240	230	+/- 5%	Y	2GE598	2/23	See Chart on Page 2 for ORP Zobell Solution mV Value Based on Temperature
Turbidity Standard (NTU) 2100Q[5]	10	10.3	+/- 10%	Y	A2018	5/23	Range 9.0 - 11.0 NTU (2100Q)

Notes:

1) If the end of the day calibration check is not within the acceptable range, the data collected that day for that parameter shall be qualified in it's use.
2) All calibration checks must be made in the run mode (on a run/measurement screen), not the calibration mode.
3) If the lot numbers and expiration dates are the same as the initial calibration, place a check mark ü in the appropriate box.
4) Either standard (718 or 1413 µS/cm) may be used to calibrate specific conductance; the second standard is used to check it.
5) Record N/A (Not Applicable) in the boxes for the turbidity meter that was not used.

Calibration Check Performed by: Beth Fulton (Print) [signature] (Sign)

List wells sampled using this equipment on this day ONLY IF DATA NEEDS TO BE QUALIFIED.

NA

NA

Unit-1

INSTRUMENT CALIBRATION

Date: Time:

Multimeter Calibration	Value of Standard	Check as Completed	Lot #	Expiration Date	Comments
DO (% saturation)	100%				Allow time for stabilization per manufacturer
DO mg/l reading					Record these values immediately after calibration
DO Temp. (°C) reading					
DO (0% Saturation)-AquaTROLL	0%				2 point DO Calibration for AquaTROLL only (100 & 0%)
pH 1st Standard	4	EAF			
2nd Standard	7	11/2/22			
3rd Standard	10				
Specific Conductance (µS/cm)					One standard is used to calibrate, second one to check (1413 and 718 standards) Using one standard for both is unacceptable.
Zobell Solution _____ °C					See Chart below for ORP Zobell Solution mV Value Based on Temperature
ORP using Zobell Solution					

Additional Information for Dissolved Oxygen Calibration

Barometric Pressure of Meter: 812 **mm Hg** [BP inches NA x 25.4 + BP NA mm Hg]

Dissolved Oxygen Charge (YSI Meters): NA (Acceptable Range: 25 to 75) You MUST change the membrane if charge is out of range.

Inspected DO membrane/RDO CAP for nicks or bubbles (check as completed) ✓ **Personnel:** B. Fulton

Changed YSI Dissolved Oxygen Membrane and Electrolyte Solution (circle one) YES / NO / NA

Replaced SmarTROLL Rugged Dissolved Oxygen CAP (circle one) YES / NO / NA

HACH 2100Q * Turbidimeter Calibration	Value of Standard	Check as Completed	Lot #	Expiration Date	Comments
Turbidity 1st Standard	20 NTU				
2nd Standard	100 NTU	11/2/22			
3rd Standard	800 NTU				

HACH Model 2100Q Serial Number: **Rental Company:**

Calibration Performed by NA
Print Name

NA
Signature

Zobell Solution mV Value Based on Temperature for ORP Calibration

Calibration Check Range Values (+/- 5%)

Round off temperature to whole number (e.g., 23.5 °C rounds up to 24 °C)

Temp. ºC	ORP Zobell Solution mV Value	Calibration Check Range Values +/- 5%	Temp. ºC	ORP Zobell Solution mV Value	Calibration Check Range Values +/- 5%	Temp. ºC	ORP Zobell Solution mV Value	Calibration Check Range Values +/- 5%
-3	**267**	254-280	10	**251**	238-264	23	**234**	222-246
-2	**266**	253-279	11	**249**	237-261	24	**232**	220-244
-1	**265**	252-278	12	**248**	236-260	25	**231**	219-243
0	**264**	251-277	13	**247**	235-259	26	**230**	219-242
1	**262**	249-275	14	**245**	233-257	27	**228**	217-239
2	**261**	248-274	15	**244**	232-256	28	**227**	216-238
3	**260**	247-273	16	**243**	231-255	29	**226**	215-237
4	**258**	245-271	17	**241**	229-253	30	**225**	214-236
5	**257**	244-270	18	**240**	228-252	31	**223**	212-234
6	**256**	243-269	19	**239**	227-251	32	**222**	211-233
7	**254**	241-267	20	**238**	226-250	33	**221**	210-232
8	**253**	240-266	21	**236**	224-248	34	**219**	208-230
9	**252**	239-265	22	**235**	223-247	35	**218**	207-229

Unit -2

TROY MILLS LANDFILL INSTRUMENT CALIBRATION / MAINTENANCE LOG

Date: 11/2/22 Time: 1605 | Field Personnel: Beth Fulton

Meter: (circle one) YSI: Model 600XL or 600XLM In Situ: AquaTroll 600 Rental Company: Pine

Multimeter Serial Numbers (Sonde & Meter): 922696

Probe Pre-cleaned Certification Provided By (Personnel): TP Date: 10/3/22

Temperature Calibration: Personnel: TP Date: ~~11/7/22~~ 10/3/22 EBD

Manufacturer's Accuracy Range of Sensor: +/- 0.2°C Vendor's check results Unit: 18.69 NIST: 18.68 Difference: 0.01

** When performing calibration checks, wait for temperature and parameter readings to stabilize before recording the results.**

~~BEGINNING CALIBRATION CHECK~~

Date: Time: Personnel:

Calibration Check	Value of Standard	Check Results	Acceptable Range	Within Range (yes/no)	Lot #	Expiration Date	Comments
Zero DO check (mg/l)	0		0 to 0.5 mg/L				
pH 7 check	7		+/- 5%	11/2/22			Range 6.65 - 7.35 pH
Specific Conductance (µS/cm) ~~Second standard used for check~~			+/- 5%				Range 682 - 754 µS/cm (718) or Range 1342 - 1484 µS/cm (1413)
ORP check - Zobell (mV) Zobell Solution _____ °C			+/- 5%				See Chart on Page 2 for ORP Zobell Solution mV Value Based on Temperature
Turbidity Standard (NTU) 2100Q	10		+/- 10%				Range 9.0 - 11.0 NTU ~~(2100Q)~~

Notes:
1) If the post calibration check is not within the acceptable range the meter must be recalibrated.
2) All calibration checks must be made in the run mode (on a run/measurement screen) or on the live readings screen, not the calibration mode.
3) If the lot numbers and expiration dates are the same as the initial calibration, place a check mark √ in the appropriate box.
4) Either standard (718 or 1413 µS/cm) may be used to calibrate specific conductance; the second standard is used to check it.
5) Record N/A (Not Applicable) in the boxes for the turbidity meter that was not used.

Calibration Check Performed by: NA (Print) NA (Sign)

END OF DAY INSTRUMENT CALIBRATION CHECK

Calibration Check	Value of Standard	Check Results	Acceptable Range	Within Range (yes/no)	Lot #	Expiration Date	Comments
Date: 11/2/22 Time: 1605		Personnel: Beth Fulton					
Zero DO check (mg/l)	0	0.0	0 to 0.5 mg/L	Y	CC747570	2/23	
pH 7 check	7	7.06	+/- 5%	Y	55703	6/25	Range 6.65 - 7.35 pH
Specific Conductance (µS/cm) Second standard used for check	1413	1477	+/- 5%	Y	2GD564	4/23	Range 682 - 754 µS/cm (718) or Range 1342 - 1484 µS/cm (1413)
ORP check - Zobell (mV) Zobell Solution 18 °C	240	235	+/- 5%	Y	2GE598	2/23	See Chart on Page 2 for ORP Zobell Solution mV Value Based on Temperature
Turbidity Standard (NTU) 2100Q[5]	10	10.6	+/- 10%	Y	42048	5/23	Range 9.0 - 11.0 NTU (2100Q)

Notes:

1) If the end of the day calibration check is not within the acceptable range, the data collected that day for that parameter shall be qualified in it's use.
2) All calibration checks must be made in the run mode (on a run/measurement screen), not the calibration mode.
3) If the lot numbers and expiration dates are the same as the initial calibration, place a check mark ü in the appropriate box.
4) Either standard (718 or 1413 µS/cm) may be used to calibrate specific conductance; the second standard is used to check it.
5) Record N/A (Not Applicable) in the boxes for the turbidity meter that was not used.

Calibration Check Performed by: Beth Fulton (Print) B Fulton (Sign)

List wells sampled using this equipment on this day ONLY IF DATA NEEDS TO BE QUALIFIED.

NA

NA

Unit-2

INSTRUMENT CALIBRATION

Date: Time:

Multimeter Calibration	Value of Standard	Check as Completed	Lot #	Expiration Date	Comments
DO (% saturation)	100%				Allow time for stabilization per manufacturer
DO mg/l reading					Record these values immediately after calibration
DO Temp. (°C) reading					
DO (0% Saturation)-AquaTROLL	0%				2 point DO Calibration for AquaTROLL only (100 & 0%)
pH 1st Standard	4				
2nd Standard	7		EAF 11/2/22		
3rd Standard	10				One standard is used to calibrate, second one to check (1413 and 718 standards)
Specific Conductance (µS/cm)					Using one standard for both is unacceptable.
Zobell Solution _____ °C					See Chart below for ORP Zobell Solution mV Value Based on Temperature
ORP using Zobell Solution					

Additional Information for Dissolved Oxygen Calibration

Barometric Pressure of Meter: 789 mm Hg [BP inches NA x 25.4 + BP NA mm Hg]

Dissolved Oxygen Charge (YSI Meters): NA (Acceptable Range: 25 to 75) You MUST change the membrane if charge is out of range.

Inspected DO membrane/RDO CAP for nicks or bubbles (check as completed) ✓ Personnel: B. Fulton

Changed YSI Dissolved Oxygen Membrane and Electrolyte Solution (circle one) YES / NO / NA

Replaced SmarTROLL Rugged Dissolved Oxygen CAP (circle one) YES / NO / NA

HACH 2100Q * Turbidimeter Calibration	Value of Standard	Check as Completed	Lot #	Expiration Date	Comments
Turbidity 1st Standard	20 NTU				
2nd Standard	100 NTU		EAF 11/2/22		
3rd Standard	800 NTU				

HACH Model 2100Q Serial Number: Rental Company:

Calibration Performed by NA (Print Name) NA (Signature)

Zobell Solution mV Value Based on Temperature for ORP Calibration

Calibration Check Range Values (+/- 5%)

Round off temperature to whole number (e.g., 23.5 °C rounds up to 24 °C)

Temp. ºC	ORP Zobell Solution mV Value	Calibration Check Range Values +/- 5%	Temp. ºC	ORP Zobell Solution mV Value	Calibration Check Range Values +/- 5%	Temp. ºC	ORP Zobell Solution mV Value	Calibration Check Range Values +/- 5%
-3	**267**	254-280	10	**251**	238-264	23	**234**	222-246
-2	**266**	253-279	11	**249**	237-261	24	**232**	220-244
-1	**265**	252-278	12	**248**	236-260	25	**231**	219-243
0	**264**	251-277	13	**247**	235-259	26	**230**	219-242
1	**262**	249-275	14	**245**	233-257	27	**228**	217-239
2	**261**	248-274	15	**244**	232-256	28	**227**	216-238
3	**260**	247-273	16	**243**	231-255	29	**226**	215-237
4	**258**	245-271	17	**241**	229-253	30	**225**	214-236
5	**257**	244-270	18	**240**	228-252	31	**223**	212-234
6	**256**	243-269	19	**239**	227-251	32	**222**	211-233
7	**254**	241-267	20	**238**	226-250	33	**221**	210-232
8	**253**	240-266	21	**236**	224-248	34	**219**	208-230
9	**252**	239-265	22	**235**	223-247	35	**218**	207-229

Unit -1

TROY MILLS LANDFILL INSTRUMENT CALIBRATION / MAINTENANCE LOG

Date: 11/3/22 Time: 1530 | Field Personnel: Beth Fulton

Meter: (circle one) YSI: Model 600XL or 600XLM (In-Situ: AquaTroll 600) Rental Company: Pine

Multimeter Serial Numbers (Sonde & Meter): 78426

Probe Pre-cleaned Certification Provided By (Personnel): TP Date: 10/3/22

Temperature Calibration: Personnel: TP Date: ~~11/1/22~~ 10/3/22 EBF

Manufacturer's Accuracy Range of Sensor: +/- 0.2°C Vendor's check results Unit: 19.31 NIST: 19.35 Difference: 0.04

** When performing calibration checks, wait for temperature and parameter readings to stabilize before recording the results.**

~~BEGINNING CALIBRATION CHECK~~

Date: Time: Personnel:

Calibration Check	Value of Standard	Check Results	Acceptable Range	Within Range (yes/no)	Lot #	Expiration Date	Comments
Zero DO check (mg/l)	0		0 to 0.5 mg/L				
pH 7 check	7		+/- 5%				Range 6.65 - 7.35 pH
Specific Conductance (µS/cm) ~~Second standard used for check~~	~~1413~~ EF		~~+/- 5%~~ EF	11/3/22			Range 682 - 754 µS/cm (718) or Range 1342 - 1484 µS/cm (1413)
ORP check - Zobell (mV) Zobell Solution _____ °C			~~+/- 5%~~				See Chart on Page 2 for ORP Zobell Solution mV Value Based on Temperature
Turbidity Standard (NTU) 2100Q	10	~~10.8~~ EF	+/- 10%				Range 9.0 - 11.0 NTU (2100Q)

Notes:
1) If the post calibration check is not within the acceptable range the meter must be recalibrated.
2) All calibration checks must be made in the run mode (on a run/measurement screen) or on the live readings screen, not the calibration mode.
3) If the lot numbers and expiration dates are the same as the initial calibration, place a check mark √ in the appropriate box.
4) Either standard (718 or 1413 µS/cm) may be used to calibrate specific conductance; the second standard is used to check it.
5) Record N/A (Not Applicable) in the boxes for the turbidity meter that was not used.

Calibration Check Performed by: NA (Print) NA (Sign)

END OF DAY INSTRUMENT CALIBRATION CHECK

Calibration Check	Value of Standard	Check Results	Acceptable Range	Within Range (yes/no)	Lot #	Expiration Date	Comments
Date: 11/3/22 Time: 1530		Personnel: Beth Fulton					
Zero DO check (mg/l)	0	0.06	0 to 0.5 mg/L	Y	CC74310	2/23	
pH 7 check	7	7.08	+/- 5%	Y	57503	6/25	Range 6.65 - 7.35 pH
Specific Conductance (µS/cm) Second standard used for check	1413	1451	+/- 5%	Y	26D564	4/23	Range 682 - 754 µS/cm (718) or Range 1342 - 1484 µS/cm (1413)
ORP check - Zobell (mV) Zobell Solution 18 °C	240	231	+/- 5%	Y	26E598	2/23	See Chart on Page 2 for ORP Zobell Solution mV Value Based on Temperature
Turbidity Standard (NTU) 2100Q[5]	10	10.8	+/- 10%	Y	A2048	5/23	Range 9.0 - 11.0 NTU (2100Q)

Notes:

1) If the end of the day calibration check is not within the acceptable range, the data collected that day for that parameter shall be qualified in it's use.
2) All calibration checks must be made in the run mode (on a run/measurement screen), not the calibration mode.
3) If the lot numbers and expiration dates are the same as the initial calibration, place a check mark ü in the appropriate box.
4) Either standard (718 or 1413 µS/cm) may be used to calibrate specific conductance; the second standard is used to check it.
5) Record N/A (Not Applicable) in the boxes for the turbidity meter that was not used.

Calibration Check Performed by: Beth Fulton (Print) [signature] (Sign)

List wells sampled using this equipment on this day ONLY IF DATA NEEDS TO BE QUALIFIED.

NA

NA

Unit-1

INSTRUMENT CALIBRATION

Date: **Time:**

Multimeter Calibration	Value of Standard	Check as Completed	Lot #	Expiration Date	Comments
DO (% saturation)	100%				Allow time for stabilization per manufacturer
DO mg/l reading					Record these values immediately after calibration
DO Temp. (°C) reading					
DO (0% Saturation)-AquaTROLL	0%				2 point DO Calibration for AquaTROLL only (100 & 0%)
pH 1st Standard	4				
2nd Standard	7		EAF		
3rd Standard	10		11/13/22		One standard is used to calibrate, second one to check (1413 and 716 standards) Using one standard for both is unacceptable.
Specific Conductance (µS/cm)					
Zobell Solution _____ °C					See Chart below for ORP Zobell Solution mV Value Based on Temperature
ORP using Zobell Solution					

Additional Information for Dissolved Oxygen Calibration

Barometric Pressure of Meter: 812 **mm Hg** [BP inches NA x 25.4 + BP NA mm Hg]

Dissolved Oxygen Charge (YSI Meters): NA (Acceptable Range: 25 to 75) You MUST change the membrane if charge is out of range.

Inspected DO membrane/RDO CAP for nicks or bubbles (check as completed) ✓ **Personnel:** B. Filta

Changed YSI Dissolved Oxygen Membrane and Electrolyte Solution (circle one) YES / NO / NA

Replaced SmarTROLL Rugged Dissolved Oxygen CAP (circle one) YES / NO / NA

HACH 2100Q * Turbidimeter Calibration	Value of Standard	Check as Completed	Lot #	Expiration Date	Comments
Turbidity 1st Standard	20 NTU				
2nd Standard	100 NTU	EAF	11/13/22		
3rd Standard	800 NTU				

HACH Model 2100Q Serial Number: **Rental Company:**

Calibration Performed by NA
Print Name

NA
Signature

Zobell Solution mV Value Based on Temperature for ORP Calibration

Calibration Check Range Values (+/- 5%)

Round off temperature to whole number (e.g., 23.5 °C rounds up to 24 °C)

Temp. ºC	ORP Zobell Solution mV Value	Calibration Check Range Values +/- 5%	Temp. ºC	ORP Zobell Solution mV Value	Calibration Check Range Values +/- 5%	Temp. ºC	ORP Zobell Solution mV Value	Calibration Check Range Values +/- 5%
-3	**267**	254-280	10	**251**	238-264	23	**234**	222-246
-2	**266**	253-279	11	**249**	237-261	24	**232**	220-244
-1	**265**	252-278	12	**248**	236-260	25	**231**	219-243
0	**264**	251-277	13	**247**	235-259	26	**230**	219-242
1	**262**	249-275	14	**245**	233-257	27	**228**	217-239
2	**261**	248-274	15	**244**	232-256	28	**227**	216-238
3	**260**	247-273	16	**243**	231-255	29	**226**	215-237
4	**258**	245-271	17	**241**	229-253	30	**225**	214-236
5	**257**	244-270	18	**240**	228-252	31	**223**	212-234
6	**256**	243-269	19	**239**	227-251	32	**222**	211-233
7	**254**	241-267	20	**238**	226-250	33	**221**	210-232
8	**253**	240-266	21	**236**	224-248	34	**219**	208-230
9	**252**	239-265	22	**235**	223-247	35	**218**	207-229

Unit-2

TROY MILLS LANDFILL INSTRUMENT CALIBRATION / MAINTENANCE LOG

Date: 11/3/22 Time: 1535 | Field Personnel: B. Fulton

Meter: (circle one) YSI: Model 600XL or 600XLM In-Situ: AquaTroll 600 Rental Company: Pine

Multimeter Serial Numbers (Sonde & Meter): 922696

Probe Pre-cleaned Certification Provided By (Personnel): TP Date: 10/3/22

Temperature Calibration: Personnel: TP Date: ~~11/1/22~~ 10/3/22 EBD

Manufacturer's Accuracy Range of Sensor: +/- 0.2°C Vendor's check results Unit: 18.69 NIST: 18.68 Difference: 0.01

** When performing calibration checks, wait for temperature and parameter readings to stabilize before recording the results.**

BEGINNING CALIBRATION CHECK

Date: Time: Personnel:

Calibration Check	Value of Standard	Check Results	Acceptable Range	Within Range (yes/no)	Lot #	Expiration Date	Comments
Zero DO check (mg/l)	0		0 to 0.5 mg/L				
pH 7 check	7		+/- 5%	11/3/22			Range 6.65 - 7.35 pH
Specific Conductance (µS/cm) Second standard used for check	~~1413~~ EF		~~+/- 5%~~ EF				Range 682 - 754 µS/cm (718) or Range 1342 - 1484 µS/cm (1413)
ORP check - Zobell (mV) Zobell Solution _____ °C			+/- 5%				See Chart on Page 2 for ORP Zobell Solution ~~mV Value~~ Based on Temperature
Turbidity Standard (NTU) 2100Q	10	~~10.6~~ EF	+/- 10%				Range 9.0 - 11.0 NTU (2100Q)

Notes:
1) If the post calibration check is not within the acceptable range the meter must be recalibrated.
2) All calibration checks must be made in the run mode (on a run/measurement screen) or on the live readings screen, not the calibration mode.
3) If the lot numbers and expiration dates are the same as the initial calibration, place a check mark √ in the appropriate box.
4) Either standard (718 or 1413 µS/cm) may be used to calibrate specific conductance; the second standard is used to check it.
5) Record N/A (Not Applicable) in the boxes for the turbidity meter that was not used.

Calibration Check Performed by: NA (Print) NA (Sign)

END OF DAY INSTRUMENT CALIBRATION CHECK

Calibration Check	Value of Standard	Check Results	Acceptable Range	Within Range (yes/no)	Lot #	Expiration Date	Comments
Date: 11/3/22 Time:		Personnel: Beth Fulton					
Zero DO check (mg/l)	0	0.0	0 to 0.5 mg/L	Y	CC747570	2/23	
pH 7 check	7	7.05	+/- 5%	Y	5503	6/25	Range 6.65 - 7.35 pH
Specific Conductance (µS/cm) Second standard used for check	1413	1423	+/- 5%	Y	2GID584	4/23	Range 682 - 754 µS/cm (718) or Range 1342 - 1484 µS/cm (1413)
ORP check - Zobell (mV) Zobell Solution 18 °C	240	236	+/- 5%	Y	2G5598	2/23	See Chart on Page 2 for ORP Zobell Solution mV Value Based on Temperature
Turbidity Standard (NTU) 2100Q[5]	10	10.6	+/- 10%	Y	A2048	5/23	Range 9.0 - 11.0 NTU (2100Q)

Notes:

1) If the end of the day calibration check is not within the acceptable range, the data collected that day for that parameter shall be qualified in it's use.
2) All calibration checks must be made in the run mode (on a run/measurement screen), not the calibration mode.
3) If the lot numbers and expiration dates are the same as the initial calibration, place a check mark ü in the appropriate box.
4) Either standard (718 or 1413 µS/cm) may be used to calibrate specific conductance; the second standard is used to check it.
5) Record N/A (Not Applicable) in the boxes for the turbidity meter that was not used.

Calibration Check Performed by: Beth Fulton (Print) B Fulton (Sign)

List wells sampled using this equipment on this day ONLY IF DATA NEEDS TO BE QUALIFIED.

NA

NA

unit-2

INSTRUMENT CALIBRATION

Date: Time:

Multimeter Calibration	Value of Standard	Check as Completed	Lot #	Expiration Date	Comments
DO (% saturation)	100%				Allow time for stabilization per manufacturer
DO mg/l reading					Record these values immediately after calibration
DO Temp. (°C) reading					
DO (0% Saturation)-AquaTROLL	0%				2 point DO Calibration for AquaTROLL only (100 & 0%)
pH 1st Standard	4				
2nd Standard	7				
3rd Standard	10				
Specific Conductance (µS/cm)					One standard is used to calibrate, second one to check (1413 and 718 standards) Using one standard for both is unacceptable.
Zobell Solution ____ °C					See Chart below for ORP Zobell Solution mV Value Based on Temperature
ORP using Zobell Solution					

EAF 11/3/22

Additional Information for Dissolved Oxygen Calibration

Barometric Pressure of Meter: 784 mm Hg [BP inches NA x 25.4 + BP NA mm Hg]

Dissolved Oxygen Charge (YSI Meters): NA (Acceptable Range: 25 to 75) You MUST change the membrane if charge is out of range.

Inspected DO membrane/RDO CAP for nicks or bubbles (check as completed) ✓ Personnel: B. Fulton

Changed YSI Dissolved Oxygen Membrane and Electrolyte Solution (circle one) YES / NO / NA

Replaced SmarTROLL Rugged Dissolved Oxygen CAP (circle one) YES / NO / NA

HACH 2100Q * Turbidimeter Calibration	Value of Standard	Check as Completed	Lot #	Expiration Date	Comments
Turbidity 1st Standard	20 NTU				
2nd Standard	100 NTU				
3rd Standard	800 NTU				

EAF 11/3/22

HACH Model 2100Q Serial Number: Rental Company:

Calibration Performed by NA (Print Name) NA (Signature)

Zobell Solution mV Value Based on Temperature for ORP Calibration

Calibration Check Range Values (+/- 5%)

Round off temperature to whole number (e.g., 23.5 ºC rounds up to 24 ºC)

Temp. ºC	ORP Zobell Solution mV Value	Calibration Check Range Values +/- 5%	Temp. ºC	ORP Zobell Solution mV Value	Calibration Check Range Values +/- 5%	Temp. ºC	ORP Zobell Solution mV Value	Calibration Check Range Values +/- 5%
-3	**267**	254-280	10	**251**	238-264	23	**234**	222-246
-2	**266**	253-279	11	**249**	237-261	24	**232**	220-244
-1	**265**	252-278	12	**248**	236-260	25	**231**	219-243
0	**264**	251-277	13	**247**	235-259	26	**230**	219-242
1	**262**	249-275	14	**245**	233-257	27	**228**	217-239
2	**261**	248-274	15	**244**	232-256	28	**227**	216-238
3	**260**	247-273	16	**243**	231-255	29	**226**	215-237
4	**258**	245-271	17	**241**	229-253	30	**225**	214-236
5	**257**	244-270	18	**240**	228-252	31	**223**	212-234
6	**256**	243-269	19	**239**	227-251	32	**222**	211-233
7	**254**	241-267	20	**238**	226-250	33	**221**	210-232
8	**253**	240-266	21	**236**	224-248	34	**219**	208-230
9	**252**	239-265	22	**235**	223-247	35	**218**	207-229

Unit-1

TROY MILLS LANDFILL INSTRUMENT CALIBRATION / MAINTENANCE LOG

Date: 11/4/22 Time: 1340 | Field Personnel: Beth Fulton

Meter: (circle one) YSI: Model 600XL or 600XLM In-Situ: AquaTroll 600 Rental Company: Pine

Multimeter Serial Numbers (Sonde & Meter): 784826

Probe Pre-cleaned Certification Provided By (Personnel): TP Date: 10/3/22

Temperature Calibration: Personnel: TP Date: ~~4/7/22~~ 10/3/22 EBD

Manufacturer's Accuracy Range of Sensor: +/- 0.2°C Vendor's check results Unit: 19.31 NIST: 19.35 Difference: 0.04

** When performing calibration checks, wait for temperature and parameter readings to stabilize before recording the results.**

BEGINNING CALIBRATION CHECK

Date: Time: Personnel:

Calibration Check	Value of Standard	Check Results	Acceptable Range	Within Range (yes/no)	Lot #	Expiration Date	Comments
Zero DO check (mg/l)	0		0 to 0.5 mg/L				
pH 7 check	7		+/- 5%				Range 6.65 - 7.35 pH
Specific Conductance (µS/cm) Second standard used for check			+/- 5%				Range 682 - 754 µS/cm (718) or Range 1342 - 1484 µS/cm (1413)
ORP check - Zobell (mV) Zobell Solution _____ °C			+/- 5%				See Chart on Page 2 for ORP Zobell Solution mV Value Based on Temperature
Turbidity Standard (NTU) 2100Q	10		+/- 10%				Range 9.0 - 11.0 NTU (2100Q)

EBD 11/4/22

Notes:
1) If the post calibration check is not within the acceptable range the meter must be recalibrated.
2) All calibration checks must be made in the run mode (on a run/measurement screen) or on the live readings screen, not the calibration mode.
3) If the lot numbers and expiration dates are the same as the initial calibration, place a check mark √ in the appropriate box.
4) Either standard (718 or 1413 µS/cm) may be used to calibrate specific conductance; the second standard is used to check it.
5) Record N/A (Not Applicable) in the boxes for the turbidity meter that was not used.

Calibration Check Performed by: NA (Print) NA (Sign)

END OF DAY INSTRUMENT CALIBRATION CHECK

Calibration Check	Value of Standard	Check Results	Acceptable Range	Within Range (yes/no)	Lot #	Expiration Date	Comments
Date: 11/4/22 Time: 1340		Personnel: Beth Fulton					
Zero DO check (mg/l)	0	0.0	0 to 0.5 mg/L	Y	CC74750	2/23	
pH 7 check	7	7.04	+/- 5%	Y	5503	6/25	Range 6.65 - 7.35 pH
Specific Conductance (µS/cm) Second standard used for check	1413	1444	+/- 5%	Y	2GD584	4/23	Range 682 - 754 µS/cm (718) or Range 1342 - 1484 µS/cm (1413)
ORP check - Zobell (mV) Zobell Solution 18 °C	240	229	+/- 5%	Y	2GE598	2/23	See Chart on Page 2 for ORP Zobell Solution mV Value Based on Temperature
Turbidity Standard (NTU) 2100Q[5]	10	10.3	+/- 10%	Y	A2048	5/23	Range 9.0 - 11.0 NTU (2100Q)

Notes:

1) If the end of the day calibration check is not within the acceptable range, the data collected that day for that parameter shall be qualified in it's use.
2) All calibration checks must be made in the run mode (on a run/measurement screen), not the calibration mode.
3) If the lot numbers and expiration dates are the same as the initial calibration, place a check mark ü in the appropriate box.
4) Either standard (718 or 1413 µS/cm) may be used to calibrate specific conductance; the second standard is used to check it.
5) Record N/A (Not Applicable) in the boxes for the turbidity meter that was not used.

Calibration Check Performed by: Beth Fulton (Print) Bf Fulton (Sign)

List wells sampled using this equipment on this day ONLY IF DATA NEEDS TO BE QUALIFIED.

NA

NA

Unit-1

INSTRUMENT CALIBRATION

Date: **Time:**

Multimeter Calibration	Value of Standard	Check as Completed	Lot #	Expiration Date	Comments
DO (% saturation)	100%				Allow time for stabilization per manufacturer
DO mg/l reading					Record these values immediately after calibration
DO Temp. (°C) reading					
DO (0% Saturation)-AquaTROLL	0%				2 point DO Calibration for AquaTROLL only (100 & 0%)
pH 1st Standard	4				
2nd Standard	7		EAF 11/4/22		
3rd Standard	10				
Specific Conductance (µS/cm)					One standard is used to calibrate, second one to check (1413 and 718 standards) Using one standard for both is unacceptable.
Zobell Solution _____ °C					See Chart below for ORP Zobell Solution mV Value Based on Temperature
ORP using Zobell Solution					

Additional Information for Dissolved Oxygen Calibration

Barometric Pressure of Meter: 811 **mm Hg** [BP inches NA x 25.4 + BP NA mm Hg]

Dissolved Oxygen Charge (YSI Meters): NA (Acceptable Range: 25 to 75) You MUST change the membrane if charge is out of range.

Inspected DO membrane/RDO CAP for nicks or bubbles (check as completed) ✓ **Personnel:** Beth Fulton

Changed YSI Dissolved Oxygen Membrane and Electrolyte Solution (circle one) YES / NO / NA

Replaced SmarTROLL Rugged Dissolved Oxygen CAP (circle one) YES / NO / NA

HACH 2100Q * Turbidimeter Calibration	Value of Standard	Check as Completed	Lot #	Expiration Date	Comments
Turbidity 1st Standard	20 NTU				
2nd Standard	100 NTU		EAF 11/4/22		
3rd Standard	800 NTU				

HACH Model 2100Q Serial Number: **Rental Company:**

Calibration Performed by NA
Print Name

NA
Signature

Zobell Solution mV Value Based on Temperature for ORP Calibration

Calibration Check Range Values (+/- 5%)

Round off temperature to whole number (e.g., 23.5 °C rounds up to 24 °C)

Temp. ºC	ORP Zobell Solution mV Value	Calibration Check Range Values +/- 5%	Temp. ºC	ORP Zobell Solution mV Value	Calibration Check Range Values +/- 5%	Temp. ºC	ORP Zobell Solution mV Value	Calibration Check Range Values +/- 5%
-3	**267**	254-280	10	**251**	238-264	23	**234**	222-246
-2	**266**	253-279	11	**249**	237-261	24	**232**	220-244
-1	**265**	252-278	12	**248**	236-260	25	**231**	219-243
0	**264**	251-277	13	**247**	235-259	26	**230**	219-242
1	**262**	249-275	14	**245**	233-257	27	**228**	217-239
2	**261**	248-274	15	**244**	232-256	28	**227**	216-238
3	**260**	247-273	16	**243**	231-255	29	**226**	215-237
4	**258**	245-271	17	**241**	229-253	30	**225**	214-236
5	**257**	244-270	18	**240**	228-252	31	**223**	212-234
6	**256**	243-269	19	**239**	227-251	32	**222**	211-233
7	**254**	241-267	20	**238**	226-250	33	**221**	210-232
8	**253**	240-266	21	**236**	224-248	34	**219**	208-230
9	**252**	239-265	22	**235**	223-247	35	**218**	207-229

Unit-2

TROY MILLS LANDFILL INSTRUMENT CALIBRATION / MAINTENANCE LOG

Date: 11/4/22 Time: 1345 | Field Personnel: Beth Fulton

Meter: (circle one) YSI: Model 600XL or 600XLM In-Situ: AquaTroll 600 | Rental Company: Pine

Multimeter Serial Numbers (Sonde & Meter): 922696

Probe Pre-cleaned Certification Provided By (Personnel): TP | Date: 10/3/22

Temperature Calibration: Personnel: TP | Date: ~~11/1/22~~ 10/3/22 EBD

Manufacturer's Accuracy Range of Sensor: +/- 0.2°C | Vendor's check results Unit: 18.69 NIST: 18.68 Difference: 0.01

** When performing calibration checks, wait for temperature and parameter readings to stabilize before recording the results.**

BEGINNING CALIBRATION CHECK

Date: Time: | Personnel:

Calibration Check	Value of Standard	Check Results	Acceptable Range	Within Range (yes/no)	Lot #	Expiration Date	Comments
Zero DO check (mg/l)	0		0 to 0.5 mg/L				
pH 7 check	7		+/- 5%				Range 6.65 - 7.35 pH
Specific Conductance (µS/cm) Second standard used for check			+/- 5%				Range 682 - 754 µS/cm (718) or Range 1342 - 1484 µS/cm (1413)
ORP check - Zobell (mV) Zobell Solution _____ °C			+/- 5%				See Chart on Page 2 for ORP Zobell Solution mV Value Based on Temperature
Turbidity Standard (NTU) 2100Q	10		+/- 10%				Range 9.0 - 11.0 NTU (2100Q)

EBF 11/4/22

Notes:
1) If the post calibration check is not within the acceptable range the meter must be recalibrated.
2) All calibration checks must be made in the run mode (on a run/measurement screen) or on the live readings screen, not the calibration mode.
3) If the lot numbers and expiration dates are the same as the initial calibration, place a check mark √ in the appropriate box.
4) Either standard (718 or 1413 µS/cm) may be used to calibrate specific conductance; the second standard is used to check it.
5) Record N/A (Not Applicable) in the boxes for the turbidity meter that was not used.

Calibration Check Performed by: NA (Print) NA (Sign)

END OF DAY INSTRUMENT CALIBRATION CHECK

Calibration Check	Value of Standard	Check Results	Acceptable Range	Within Range (yes/no)	Lot #	Expiration Date	Comments
Date: 11/4/22 Time: 1345		Personnel: Beth Fulton					
Zero DO check (mg/l)	0	0.02	0 to 0.5 mg/L	Y	CC 74 7510	2/23	
pH 7 check	7	7.26	+/- 5%	Y	5503	6/25	Range 6.65 - 7.35 pH
Specific Conductance (µS/cm) Second standard used for check	1413	1438	+/- 5%	Y	26D 564	4/23	Range 682 - 754 µS/cm (718) or Range 1342 - 1484 µS/cm (1413)
ORP check - Zobell (mV) Zobell Solution 18 °C	240	230	+/- 5%	Y	26B598	2/23	See Chart on Page 2 for ORP Zobell Solution mV Value Based on Temperature
Turbidity Standard (NTU) 2100Q[5]	10	10.6	+/- 10%	Y	A2048	5/23	Range 9.0 - 11.0 NTU (2100Q)

Notes:

1) If the end of the day calibration check is not within the acceptable range, the data collected that day for that parameter shall be qualified in it's use.
2) All calibration checks must be made in the run mode (on a run/measurement screen), not the calibration mode.
3) If the lot numbers and expiration dates are the same as the initial calibration, place a check mark ü in the appropriate box.
4) Either standard (718 or 1413 µS/cm) may be used to calibrate specific conductance; the second standard is used to check it.
5) Record N/A (Not Applicable) in the boxes for the turbidity meter that was not used.

Calibration Check Performed by: Beth Fulton (Print) [signature] (Sign)

List wells sampled using this equipment on this day ONLY IF DATA NEEDS TO BE QUALIFIED.

NA

NA

INSTRUMENT CALIBRATION

Date: **Time:**

Multimeter Calibration	Value of Standard	Check as Completed	Lot #	Expiration Date	Comments
DO (% saturation)	100%				Allow time for stabilization per manufacturer
DO mg/l reading					Record these values immediately after calibration
DO Temp. (°C) reading					
DO (0% Saturation)-AquaTROLL	0%				2 point DO Calibration for AquaTROLL only (100 & 0%)
pH 1st Standard	4				
2nd Standard	7				
3rd Standard	10				
Specific Conductance (µS/cm)					One standard is used to calibrate, second one to check (1413 and 718 standards) Using one standard for both is unacceptable.
Zobell Solution _____ °C					See Chart below for ORP Zobell Solution mV Value Based on Temperature
ORP using Zobell Solution					

EAF 11/14/22

Additional Information for Dissolved Oxygen Calibration

Barometric Pressure of Meter: 712 **mm Hg** [BP inches NA x 25.4 + BP NA mm Hg]

Dissolved Oxygen Charge (YSI Meters): NA (Acceptable Range: 25 to 75) You MUST change the membrane if charge is out of range.

Inspected DO membrane/RDO CAP for nicks or bubbles (check as completed) ✓ **Personnel:** Beth Fulla

Changed YSI Dissolved Oxygen Membrane and Electrolyte Solution (circle one) YES / NO / NA

Replaced SmarTROLL Rugged Dissolved Oxygen CAP (circle one) YES / NO / NA

HACH 2100Q * Turbidimeter Calibration	Value of Standard	Check as Completed	Lot #	Expiration Date	Comments
Turbidity 1st Standard	20 NTU				
2nd Standard	100 NTU				
3rd Standard	800 NTU				

EAF 11/14/22

HACH Model 2100Q Serial Number: **Rental Company:**

Calibration Performed by NA
Print Name

NA
Signature

Zobell Solution mV Value Based on Temperature for ORP Calibration

Calibration Check Range Values (+/- 5%)

Round off temperature to whole number (e.g., 23.5 ºC rounds up to 24 ºC)

Temp. ºC	ORP Zobell Solution mV Value	Calibration Check Range Values +/- 5%	Temp. ºC	ORP Zobell Solution mV Value	Calibration Check Range Values +/- 5%	Temp. ºC	ORP Zobell Solution mV Value	Calibration Check Range Values +/- 5%
-3	**267**	254-280	10	**251**	238-264	23	**234**	222-246
-2	**266**	253-279	11	**249**	237-261	24	**232**	220-244
-1	**265**	252-278	12	**248**	236-260	25	**231**	219-243
0	**264**	251-277	13	**247**	235-259	26	**230**	219-242
1	**262**	249-275	14	**245**	233-257	27	**228**	217-239
2	**261**	248-274	15	**244**	232-256	28	**227**	216-238
3	**260**	247-273	16	**243**	231-255	29	**226**	215-237
4	**258**	245-271	17	**241**	229-253	30	**225**	214-236
5	**257**	244-270	18	**240**	228-252	31	**223**	212-234
6	**256**	243-269	19	**239**	227-251	32	**222**	211-233
7	**254**	241-267	20	**238**	226-250	33	**221**	210-232
8	**253**	240-266	21	**236**	224-248	34	**219**	208-230
9	**252**	239-265	22	**235**	223-247	35	**218**	207-229

UNIT #1

TROY MILLS LANDFILL INSTRUMENT CALIBRATION / MAINTENANCE LOG

Date: 11-7-22 **Time:** 0930 | Field Personnel: M. Murphy

Meter: (circle one) YSI: Model 600XL or 600XLM **In-Situ:** AquaTroll 600 **Rental Company:** Pine

Multimeter Serial Numbers (Sonde & Meter): 784826

Probe Pre-cleaned Certification Provided By (Personnel): TP **Date:** 10-3-22

Temperature Calibration: Personnel: TP **Date:** ~~10-3-22 EAF~~ EBD 10/3/22 ~~4-7-22 11/13/22~~

Manufacturer's Accuracy Range of Sensor: +/- 0.2°C **Vendor's check results Unit:** 19.31 **NIST:** 19.35 **Difference:** 0.04

**** When performing calibration checks, wait for temperature and parameter readings to stabilize before recording the results.****

BEGINNING CALIBRATION CHECK

Date: 11-7-22 **Time:** 0930 | **Personnel:** M. Murphy

Calibration Check	Value of Standard	Check Results	Acceptable Range	Within Range (yes/no)	Lot #	Expiration Date	Comments
Zero DO check (mg/l)	0	0.0	0 to 0.5 mg/L	Y ✓	CC747516	2/23	
pH 7 check	7	7.01	+/- 5%	Y ✓	5503	6/23	Range 6.65 - 7.35 pH
Specific Conductance (µS/cm) Second standard used for check	1413	1451	+/- 5%	Y ✓	2GD564	4/23	Range 682 - 754 µS/cm (718) or Range 1342 - 1484 µS/cm (1413)
ORP check - Zobell (mV) Zobell Solution 21 °C	236	225	+/- 5%	Y ✓	2GE596	2/23	See Chart on Page 2 for ORP Zobell Solution mV Value Based on Temperature
Turbidity Standard (NTU) 2100Q	10	10.4	+/- 10%	Y ✓	A2048	5/23	Range 9.0 - 11.0 NTU (2100Q)

Notes:
1) If the post calibration check is not within the acceptable range the meter must be recalibrated.
2) All calibration checks must be made in the run mode (on a run/measurement screen) or on the live readings screen, not the calibration mode.
3) If the lot numbers and expiration dates are the same as the initial calibration, place a check mark √ in the appropriate box.
4) Either standard (718 or 1413 µS/cm) may be used to calibrate specific conductance; the second standard is used to check it.
5) Record N/A (Not Applicable) in the boxes for the turbidity meter that was not used.

Calibration Check Performed by: M. Murphy (Print) Megan Mc (Sign)

END OF DAY INSTRUMENT CALIBRATION CHECK

Calibration Check	Value of Standard	Check Results	Acceptable Range	Within Range (yes/no)	Lot #	Expiration Date	Comments
Date: 11-7-22 **Time:** 1450		**Personnel:** M. Murphy					
Zero DO check (mg/l)	0	0.0	0 to 0.5 mg/L	Y	CC747516	2/23	
pH 7 check	7	7.04	+/- 5%	Y	5503	6/23	Range 6.65 - 7.35 pH
Specific Conductance (µS/cm) Second standard used for check	1413	1450	+/- 5%	Y	2GD564	4/23	Range 682 - 754 µS/cm (718) or Range 1342 - 1484 µS/cm (1413)
ORP check - Zobell (mV) Zobell Solution 20 °C	238	232	+/- 5%	Y	2GH442	5/23	See Chart on Page 2 for ORP Zobell Solution mV Value Based on Temperature
Turbidity Standard (NTU) 2100Q[5]	10	10.5	+/- 10%	Y	A2048	5/23	Range 9.0 - 11.0 NTU (2100Q)

Notes:

1) If the end of the day calibration check is not within the acceptable range, the data collected that day for that parameter shall be qualified in it's use.
2) All calibration checks must be made in the run mode (on a run/measurement screen), not the calibration mode.
3) If the lot numbers and expiration dates are the same as the initial calibration, place a check mark ü in the appropriate box.
4) Either standard (718 or 1413 µS/cm) may be used to calibrate specific conductance; the second standard is used to check it.
5) Record N/A (Not Applicable) in the boxes for the turbidity meter that was not used.

Calibration Check Performed by: M. Murphy (Print) Megan Mc (Sign)

List wells sampled using this equipment on this day ONLY IF DATA NEEDS TO BE QUALIFIED.

N/A ↓

N/A ↓

UNIT #1

INSTRUMENT CALIBRATION

Date: Time:

Multimeter Calibration	Value of Standard	Check as Completed	Lot #	Expiration Date	Comments
DO (% saturation)	100%				Allow time for stabilization per manufacturer
DO mg/l reading					Record these values immediately after calibration
DO Temp. (°C) reading					
DO (0% Saturation)-AquaTROLL	0%				2 point DO Calibration for AquaTROLL only (100 & 0%)
pH 1st Standard	4				
2nd Standard	7				
3rd Standard	10				
Specific Conductance (µS/cm)					One standard is used to calibrate, second one to check (1413 and 718 standards) Using one standard for both is unacceptable.
Zobell Solution _____ °C					See Chart below for ORP Zobell Solution mV Value Based on Temperature
ORP using Zobell Solution					

MEM 11/7/22

Additional Information for Dissolved Oxygen Calibration

Barometric Pressure of Meter: 812 **mm Hg** (BP inches NA x 25.4 + BP NA mm Hg)

Dissolved Oxygen Charge (YSI Meters): NA (Acceptable Range: 25 to 75) You MUST change the membrane if charge is out of range.

Inspected DO membrane/RDO CAP for nicks or bubbles (check as completed) ✓ **Personnel:** M. Murphy

Changed YSI Dissolved Oxygen Membrane and Electrolyte Solution (circle one) YES / NO (NA)

Replaced SmarTROLL Rugged Dissolved Oxygen CAP (circle one) YES / NO (NA)

HACH 2100Q * Turbidimeter Calibration	Value of Standard	Check as Completed	Lot #	Expiration Date	Comments
Turbidity 1st Standard	20 NTU				
2nd Standard	100 NTU				
3rd Standard	800 NTU				

MEM 11/7/22

HACH Model 2100Q Serial Number: **Rental Company:**

Calibration Performed by _____ Print Name _____ Signature

Zobell Solution mV Value Based on Temperature for ORP Calibration

Calibration Check Range Values (+/- 5%)

Round off temperature to whole number (e.g., 23.5 °C rounds up to 24 °C)

Temp. ºC	ORP Zobell Solution mV Value	Calibration Check Range Values +/- 5%	Temp. ºC	ORP Zobell Solution mV Value	Calibration Check Range Values +/- 5%	Temp. ºC	ORP Zobell Solution mV Value	Calibration Check Range Values +/- 5%
-3	267	254-280	10	251	238-264	23	234	222-246
-2	266	253-279	11	249	237-261	24	232	220-244
-1	265	252-278	12	248	236-260	25	231	219-243
0	264	251-277	13	247	235-259	26	230	219-242
1	262	249-275	14	245	233-257	27	228	217-239
2	261	248-274	15	244	232-256	28	227	216-238
3	260	247-273	16	243	231-255	29	226	215-237
4	258	245-271	17	241	229-253	30	225	214-236
5	257	244-270	18	240	228-252	31	223	212-234
6	256	243-269	19	239	227-251	32	222	211-233
7	254	241-267	20	238	226-250	33	221	210-232
8	253	240-266	21	236	224-248	34	219	208-230
9	252	239-265	22	235	223-247	35	218	207-229

UNIT #2

TROY MILLS LANDFILL INSTRUMENT CALIBRATION / MAINTENANCE LOG

Date: 11-7-22 Time: 0935 | Field Personnel: M. Murphy

Meter: (circle one) YSI: Model 600XL or 600XLM In-Situ: AquaTroll 600 Rental Company: Pine

Multimeter Serial Numbers (Sonde & Meter): 9226916

Probe Pre-cleaned Certification Provided By (Personnel): TP Date: 10-3-22

Temperature Calibration: Personnel: TP Date: ~~10-3-22~~ ~~4/7/22~~ EAF 11/19/22

Manufacturer's Accuracy Range of Sensor: +/- 0.2°C Vendor's check results Unit: 18.96 69 NIST: 18.68 Difference: 0.01

EBD 10/3/22

** When performing calibration checks, wait for temperature and parameter readings to stabilize before recording the results.**

BEGINNING CALIBRATION CHECK

Date: 11-7-22 Time: 0935 | Personnel: M. Murphy

Calibration Check	Value of Standard	Check Results	Acceptable Range	Within Range (yes/no)	Lot #	Expiration Date	Comments
Zero DO check (mg/l)	0	0.0	0 to 0.5 mg/L	Y	CC747516	2/23	
pH 7 check	7	6.96	+/- 5%	Y	5503	6/23	Range 6.65 - 7.35 pH
Specific Conductance (µS/cm) Second standard used for check	1413	1463	+/- 5%	Y	2GD564	4/23	Range 682 - 754 µS/cm (718) or Range 1342 - 1484 µS/cm (1413)
ORP check - Zobell (mV) Zobell Solution 21 °C	236	225	+/- 5%	Y	2GE596	2/23	See Chart on Page 2 for ORP Zobell Solution mV Value Based on Temperature
Turbidity Standard (NTU) 2100Q	10	10.4	+/- 10%	Y	A2048	5/23	Range 9.0 - 11.0 NTU (2100Q)

Notes:
1) If the post calibration check is not within the acceptable range the meter must be recalibrated.
2) All calibration checks must be made in the run mode (on a run/measurement screen) or on the live readings screen, not the calibration mode.
3) If the lot numbers and expiration dates are the same as the initial calibration, place a check mark √ in the appropriate box.
4) Either standard (718 or 1413 µS/cm) may be used to calibrate specific conductance; the second standard is used to check it.
5) Record N/A (Not Applicable) in the boxes for the turbidity meter that was not used.

Calibration Check Performed by: M. Murphy (Print) Megan Mc (Sign)

END OF DAY INSTRUMENT CALIBRATION CHECK

Calibration Check	Value of Standard	Check Results	Acceptable Range	Within Range (yes/no)	Lot #	Expiration Date	Comments
Date: 11-7-22 Time: 1455		Personnel: M. Murphy					
Zero DO check (mg/l)	0	0.0	0 to 0.5 mg/L	Y	CC747516	2/23	
pH 7 check	7	7.26	+/- 5%	Y	5503	6/23	Range 6.65 - 7.35 pH
Specific Conductance (µS/cm) Second standard used for check	1413	1463	+/- 5%	Y	2GD564	4/23	Range 682 - 754 µS/cm (718) or Range 1342 - 1484 µS/cm (1413)
ORP check - Zobell (mV) Zobell Solution 20 °C	238	246	+/- 5%	Y	2GH442	5/23	See Chart on Page 2 for ORP Zobell Solution mV Value Based on Temperature
Turbidity Standard (NTU) 2100Q[5]	10	10.5	+/- 10%	Y	A2048	5/23	Range 9.0 - 11.0 NTU (2100Q)

Notes:

1) If the end of the day calibration check is not within the acceptable range, the data collected that day for that parameter shall be qualified in it's use.
2) All calibration checks must be made in the run mode (on a run/measurement screen), not the calibration mode.
3) If the lot numbers and expiration dates are the same as the initial calibration, place a check mark ü in the appropriate box.
4) Either standard (718 or 1413 µS/cm) may be used to calibrate specific conductance; the second standard is used to check it.
5) Record N/A (Not Applicable) in the boxes for the turbidity meter that was not used.

Calibration Check Performed by: M. Murphy (Print) Megan Mc (Sign)

List wells sampled using this equipment on this day ONLY IF DATA NEEDS TO BE QUALIFIED.

NA

NA

UNIT #2

INSTRUMENT CALIBRATION

Date: Time:

Multimeter Calibration	Value of Standard	Check as Completed	Lot #	Expiration Date	Comments
DO (% saturation)	100%				Allow time for stabilization per manufacturer
DO mg/l reading		MCM			Record these values immediately after calibration
DO Temp. (°C) reading					
DO (0% Saturation)-AquaTROLL	0%	11/7/22			2 point DO Calibration for AquaTROLL only (100 & 0%)
pH 1st Standard	4				
2nd Standard	7				
3rd Standard	10				
Specific Conductance (µS/cm)					One standard is used to calibrate, second one to check (1413 and 718 standards) Using one standard for both is unacceptable.
Zobell Solution _____ °C					See Chart below for ORP Zobell Solution mV Value Based on Temperature
ORP using Zobell Solution					

Additional Information for Dissolved Oxygen Calibration

Barometric Pressure of Meter: 789 **mm Hg** [BP inches NA x 25.4 + BP NA mm Hg]

Dissolved Oxygen Charge (YSI Meters): NA (Acceptable Range: 25 to 75) You MUST change the membrane if charge is out of range.

Inspected DO membrane/RDO CAP for nicks or bubbles (check as completed) ✓ **Personnel:** M. Murphy

Changed YSI Dissolved Oxygen Membrane and Electrolyte Solution (circle one) YES / NO / NA

Replaced SmarTROLL Rugged Dissolved Oxygen CAP (circle one) YES / NO / NA

HACH 2100Q * Turbidimeter Calibration	Value of Standard	Check as Completed	Lot #	Expiration Date	Comments
Turbidity 1st Standard	20 NTU	MCM			
2nd Standard	100 NTU	11-7-22			
3rd Standard	800 NTU				

HACH Model 2100Q Serial Number: **Rental Company:**

Calibration Performed by NA
Print Name

NA
Signature

Zobell Solution mV Value Based on Temperature for ORP Calibration

Calibration Check Range Values (+/- 5%)

Round off temperature to whole number (e.g., 23.5 ºC rounds up to 24 ºC)

Temp. ºC	ORP Zobell Solution mV Value	Calibration Check Range Values +/- 5%	Temp. ºC	ORP Zobell Solution mV Value	Calibration Check Range Values +/- 5%	Temp. ºC	ORP Zobell Solution mV Value	Calibration Check Range Values +/- 5%
-3	**267**	254-280	10	**251**	238-264	23	**234**	222-246
-2	**266**	253-279	11	**249**	237-261	24	**232**	220-244
-1	**265**	252-278	12	**248**	236-260	25	**231**	219-243
0	**264**	251-277	13	**247**	235-259	26	**230**	219-242
1	**262**	249-275	14	**245**	233-257	27	**228**	217-239
2	**261**	248-274	15	**244**	232-256	28	**227**	216-238
3	**260**	247-273	16	**243**	231-255	29	**226**	215-237
4	**258**	245-271	17	**241**	229-253	30	**225**	214-236
5	**257**	244-270	18	**240**	228-252	31	**223**	212-234
6	**256**	243-269	19	**239**	227-251	32	**222**	211-233
7	**254**	241-267	20	**238**	226-250	33	**221**	210-232
8	**253**	240-266	21	**236**	224-248	34	**219**	208-230
9	**252**	239-265	22	**235**	223-247	35	**218**	207-229

UNIT #1

TROY MILLS LANDFILL INSTRUMENT CALIBRATION / MAINTENANCE LOG

Date: 11-8-22 Time: 1545 | Field Personnel: M. Murphy

Meter: (circle one) YSI: Model 600XL or 600XLM In-Situ: AquaTroll 600 Rental Company: Pine

Multimeter Serial Numbers (Sonde & Meter): 7848226

Probe Pre-cleaned Certification Provided By (Personnel): TP Date: 10-3-22 10/3/22 EBD

Temperature Calibration: Personnel: TP Date: ~~10-3-22~~ ~~EBD~~ ~~11/7/22~~ ~~11/7/22~~

Manufacturer's Accuracy Range of Sensor: +/- 0.2°C Vendor's check results Unit: 19.31 NIST: 19.35 Difference: 0.04

** When performing calibration checks, wait for temperature and parameter readings to stabilize before recording the results.**

BEGINNING CALIBRATION CHECK

Date: Time: Personnel:

Calibration Check	Value of Standard	Check Results	Acceptable Range	Within Range (yes/no)	Lot #	Expiration Date	Comments
Zero DO check (mg/l)	0		0 to 0.5 mg/L				
pH 7 check	7		+/- 5%				Range 6.65 - 7.35 pH
Specific Conductance (µS/cm) Second standard used for check			+/- 5%				Range 682 - 754 µS/cm (718) or Range 1342 - 1484 µS/cm (1413)
ORP check - Zobell (mV) Zobell Solution _____ °C			+/- 5%				See Chart on Page 2 for ORP Zobell Solution mV Value Based on Temperature
Turbidity Standard (NTU) 2100Q	10		+/- 10%				Range 9.0 - 11.0 NTU (2100Q)

MM 11-8-22

Notes:
1) If the post calibration check is not within the acceptable range the meter must be recalibrated.
2) All calibration checks must be made in the run mode (on a run/measurement screen) or on the live readings screen, not the calibration mode.
3) If the lot numbers and expiration dates are the same as the initial calibration, place a check mark √ in the appropriate box.
4) Either standard (718 or 1413 µS/cm) may be used to calibrate specific conductance; the second standard is used to check it.
5) Record N/A (Not Applicable) in the boxes for the turbidity meter that was not used.

Calibration Check Performed by: _____ (Print) _____ (Sign)

END OF DAY INSTRUMENT CALIBRATION CHECK

Calibration Check	Value of Standard	Check Results	Acceptable Range	Within Range (yes/no)	Lot #	Expiration Date	Comments
Date: 11-8-22 Time: 1545		Personnel: M. Murphy					
Zero DO check (mg/l)	0	0.0	0 to 0.5 mg/L	Y	CC747516	2/23	
pH 7 check	7	7.14	+/- 5%	Y	5503	6/23	Range 6.65 - 7.35 pH
Specific Conductance (µS/cm) Second standard used for check	1413	1458	+/- 5%	Y	2GD564	4/23	Range 682 - 754 µS/cm (718) or Range 1342 - 1484 µS/cm (1413)
ORP check - Zobell (mV) Zobell Solution 13 °C	247	247	+/- 5%	Y	2GH442	5/23	See Chart on Page 2 for ORP Zobell Solution mV Value Based on Temperature
Turbidity Standard (NTU) 2100Q[5]	10	10.5	+/- 10%	Y	A2048	5/23	Range 9.0 - 11.0 NTU (2100Q)

Notes:

1) If the end of the day calibration check is not within the acceptable range, the data collected that day for that parameter shall be qualified in it's use.
2) All calibration checks must be made in the run mode (on a run/measurement screen), not the calibration mode.
3) If the lot numbers and expiration dates are the same as the initial calibration, place a check mark ü in the appropriate box.
4) Either standard (718 or 1413 µS/cm) may be used to calibrate specific conductance; the second standard is used to check it.
5) Record N/A (Not Applicable) in the boxes for the turbidity meter that was not used.

Calibration Check Performed by: M. Murphy (Print) Megan Tile (Sign)

List wells sampled using this equipment on this day ONLY IF DATA NEEDS TO BE QUALIFIED.

N/A

N/A

UNIT #1

INSTRUMENT CALIBRATION

Date: Time:

Multimeter Calibration	Value of Standard	Check as Completed	Lot #	Expiration Date	Comments
DO (% saturation)	100%				Allow time for stabilization per manufacturer
DO mg/l reading					Record these values immediately after calibration
DO Temp. (°C) reading					
DO (0% Saturation)-AquaTROLL	0%				2 point DO Calibration for AquaTROLL only (100 & 0%)
pH 1st Standard	4				
2nd Standard	7				
3rd Standard	10				
Specific Conductance (µS/cm)					One standard is used to calibrate, second one to check (1413 and 718 standards) Using one standard for both is unacceptable.
Zobell Solution _____ °C					See Chart below for ORP Zobell Solution mV Value Based on Temperature
ORP using Zobell Solution					

MEM 11-8-22

Additional Information for Dissolved Oxygen Calibration

Barometric Pressure of Meter: 812 mm Hg [BP inches NA x 25.4 + BP NA mm Hg]

Dissolved Oxygen Charge (YSI Meters): NA (Acceptable Range: 25 to 75) You MUST change the membrane if charge is out of range.

Inspected DO membrane/RDO CAP for nicks or bubbles (check as completed) ✓ **Personnel:** M. Murphy

Changed YSI Dissolved Oxygen Membrane and Electrolyte Solution (circle one) YES / NO / NA

Replaced SmarTROLL Rugged Dissolved Oxygen CAP (circle one) YES / NO / NA

HACH 2100Q * Turbidimeter Calibration	Value of Standard	Check as Completed	Lot #	Expiration Date	Comments
Turbidity 1st Standard	20 NTU				
2nd Standard	100 NTU				
3rd Standard	800 NTU				

MEM 11-8-22

HACH Model 2100Q Serial Number: **Rental Company:**

Calibration Performed by _____ _____

Print Name Signature

Zobell Solution mV Value Based on Temperature for ORP Calibration

Calibration Check Range Values (+/- 5%)

Round off temperature to whole number (e.g., 23.5 ºC rounds up to 24 ºC)

Temp. ºC	ORP Zobell Solution mV Value	Calibration Check Range Values +/- 5%	Temp. ºC	ORP Zobell Solution mV Value	Calibration Check Range Values +/- 5%	Temp. ºC	ORP Zobell Solution mV Value	Calibration Check Range Values +/- 5%
-3	**267**	254-280	10	**251**	238-264	23	**234**	222-246
-2	**266**	253-279	11	**249**	237-261	24	**232**	220-244
-1	**265**	252-278	12	**248**	236-260	25	**231**	219-243
0	**264**	251-277	13	**247**	235-259	26	**230**	219-242
1	**262**	249-275	14	**245**	233-257	27	**228**	217-239
2	**261**	248-274	15	**244**	232-256	28	**227**	216-238
3	**260**	247-273	16	**243**	231-255	29	**226**	215-237
4	**258**	245-271	17	**241**	229-253	30	**225**	214-236
5	**257**	244-270	18	**240**	228-252	31	**223**	212-234
6	**256**	243-269	19	**239**	227-251	32	**222**	211-233
7	**254**	241-267	20	**238**	226-250	33	**221**	210-232
8	**253**	240-266	21	**236**	224-248	34	**219**	208-230
9	**252**	239-265	22	**235**	223-247	35	**218**	207-229

UNIT #2

TROY MILLS LANDFILL INSTRUMENT CALIBRATION / MAINTENANCE LOG

Date: 11-8-22 Time: 1550 | Field Personnel: M. Murphy

Meter: (circle one) YSI: Model 600XL or 600XLM In-Situ: AquaTroll 600 | Rental Company: Pure

Multimeter Serial Numbers (Sonde & Meter): 9226 96

Probe Pre-cleaned Certification Provided By (Personnel): TP | Date: 10-3-22 EBD 10/3/22

Temperature Calibration: Personnel: TP | Date: ~~10-3-22~~ ~~11/7/22~~ EBD

Manufacturer's Accuracy Range of Sensor: +/- 0.2°C | Vendor's check results Unit: 18.96 69 MN NIST: 18.68 Difference: 0.01

** When performing calibration checks, wait for temperature and parameter readings to stabilize before recording the results.**

BEGINNING CALIBRATION CHECK

Date: 11-8-22 Time: 1700 | Personnel: M. Murphy

Calibration Check	Value of Standard	Check Results	Acceptable Range	Within Range (yes/no)	Lot #	Expiration Date	Comments
Zero DO check (mg/l)	0	NA	0 to 0.5 mg/L	NA			
pH 7 check	7	7.13	+/- 5%	6.79	Y	1/26	Range 6.65 - 7.35 pH
Specific Conductance (µS/cm) Second standard used for check	NA		+/- 5%	NA			Range 682 - 754 µS/cm (718) or Range 1342 - 1484 µS/cm (1413)
ORP check - Zobell (mV) Zobell Solution Nil °C	NA		+/- 5%	NA			See Chart on Page 2 for ORP Zobell Solution mV Value Based on Temperature
Turbidity Standard (NTU) 2100Q	10	NA	+/- 10%	NA			Range 9.0 - 11.0 NTU (2100Q)

Notes:
1) If the post calibration check is not within the acceptable range the meter must be recalibrated.
2) All calibration checks must be made in the run mode (on a run/measurement screen) or on the live readings screen, not the calibration mode.
3) If the lot numbers and expiration dates are the same as the initial calibration, place a check mark √ in the appropriate box.
4) Either standard (718 or 1413 µS/cm) may be used to calibrate specific conductance; the second standard is used to check it.
5) Record N/A (Not Applicable) in the boxes for the turbidity meter that was not used.

Calibration Check Performed by: M. Murphy (Print) Meyer Murphy (Sign)

END OF DAY INSTRUMENT CALIBRATION CHECK

Calibration Check	Value of Standard	Check Results	Acceptable Range	Within Range (yes/no)	Lot #	Expiration Date	Comments
Date: 11-8-22 Time: 1550		Personnel: M. Murphy					
Zero DO check (mg/l)	0	0.0	0 to 0.5 mg/L	Y	CC147516	2/23	
pH 7 check	7	7.41	+/- 5%	N	5503	6/23	Range 6.65 - 7.35 pH
Specific Conductance (µS/cm) Second standard used for check	1413	1368	+/- 5%	Y	2GD5604	4/23	Range 682 - 754 µS/cm (718) or Range 1342 - 1484 µS/cm (1413)
ORP check - Zobell (mV) Zobell Solution 12 °C	248	248	+/- 5%	Y	2GH442	5/23	See Chart on Page 2 for ORP Zobell Solution mV Value Based on Temperature
Turbidity Standard (NTU) 2100Q[5]	10	10.7	+/- 10%	Y	A2048	5/23	Range 9.0 - 11.0 NTU (2100Q)

Notes:

1) If the end of the day calibration check is not within the acceptable range, the data collected that day for that parameter shall be qualified in it's use.
2) All calibration checks must be made in the run mode (on a run/measurement screen), not the calibration mode.
3) If the lot numbers and expiration dates are the same as the initial calibration, place a check mark ü in the appropriate box.
4) Either standard (718 or 1413 µS/cm) may be used to calibrate specific conductance; the second standard is used to check it.
5) Record N/A (Not Applicable) in the boxes for the turbidity meter that was not used.

Calibration Check Performed by: M. Murphy (Print) Meyer Murphy (Sign)

List wells sampled using this equipment on this day ONLY IF DATA NEEDS TO BE QUALIFIED.

TRY-MW-501X
TRY-MW-501D

NA

UNIT #2

INSTRUMENT CALIBRATION

Date: 11-8-22 Time: 1650

Multimeter Calibration	Value of Standard	Check as Completed	Lot #	Expiration Date	Comments
DO (% saturation)	100%	NA			Allow time for stabilization per manufacturer
DO mg/l reading	NA →				Record these values immediately after calibration
DO Temp (°C) reading	NA →				
DO (0% Saturation)-AquaTROLL	0%	NA →		→	2 point DO Calibration for AquaTROLL only (100 & 0%)
pH 1st Standard	4	✓	5607	7/25	
2nd Standard	7	✓	6079	1/26	
3rd Standard	10	✓	6333	4/23	
Specific Conductance (µS/cm)	NA →		→		One standard is used to calibrate, second one to check (1413 and 718 standards) Using one standard for both is unacceptable.
Zobell Solution NA °C		NA			See Chart below for ORP Zobell Solution mV Value Based on Temperature
ORP using Zobell Solution	NA →		→		

Additional Information for Dissolved Oxygen Calibration

Barometric Pressure of Meter: 789.07 **mm Hg** (BP inches NA x 25.4 + BP NA mm Hg)

Dissolved Oxygen Charge (YSI Meters): NA (Acceptable Range: 25 to 75) You MUST change the membrane if charge is out of range

Inspected DO membrane/RDO CAP for nicks or bubbles (check as completed) ✓ **Personnel:** M. Murphy

Changed YSI Dissolved Oxygen Membrane and Electrolyte Solution (circle one) YES / NO (NA)

Replaced SmarTROLL Rugged Dissolved Oxygen CAP (circle one) YES / NO (NA)

HACH 2100Q * Turbidimeter Calibration	Value of Standard	Check as Completed	Lot #	Expiration Date	Comments
Turbidity 1st Standard	20 NTU				
2nd Standard	100 NTU	MEM			
3rd Standard	800 NTU				

HACH Model 2100Q Serial Number: 11-8-22 **Rental Company:**

Calibration Performed by M.Murphy (Print Name) Megan Kate (Signature)

Zobell Solution mV Value Based on Temperature for ORP Calibration

Calibration Check Range Values (+/- 5%)

Round off temperature to whole number (e.g., 23.5 ºC rounds up to 24 ºC)

Temp. ºC	ORP Zobell Solution mV Value	Calibration Check Range Values +/- 5%	Temp. ºC	ORP Zobell Solution mV Value	Calibration Check Range Values +/- 5%	Temp. ºC	ORP Zobell Solution mV Value	Calibration Check Range Values +/- 5%
-3	**267**	254-280	10	**251**	238-264	23	**234**	222-246
-2	**266**	253-279	11	**249**	237-261	24	**232**	220-244
-1	**265**	252-278	12	**248**	236-260	25	**231**	219-243
0	**264**	251-277	13	**247**	235-259	26	**230**	219-242
1	**262**	249-275	14	**245**	233-257	27	**228**	217-239
2	**261**	248-274	15	**244**	232-256	28	**227**	216-238
3	**260**	247-273	16	**243**	231-255	29	**226**	215-237
4	**258**	245-271	17	**241**	229-253	30	**225**	214-236
5	**257**	244-270	18	**240**	228-252	31	**223**	212-234
6	**256**	243-269	19	**239**	227-251	32	**222**	211-233
7	**254**	241-267	20	**238**	226-250	33	**221**	210-232
8	**253**	240-266	21	**236**	224-248	34	**219**	208-230
9	**252**	239-265	22	**235**	223-247	35	**218**	207-229

UNIT #1

TROY MILLS LANDFILL INSTRUMENT CALIBRATION / MAINTENANCE LOG

Date: 11-9-22 Time: 1855 | Field Personnel: M. Murphy

Meter: (circle one) YSI: Model 600XL or 600XLM In-Situ: AquaTroll 600 | Rental Company: PINE

Multimeter Serial Numbers (Sonde & Meter): 784826

Probe Pre-cleaned Certification Provided By (Personnel): TP | Date: 10-3-22 EBI

Temperature Calibration: Personnel: TP | Date: ~~10-3-22~~ ~~EAF~~ 10/3/22

Manufacturer's Accuracy Range of Sensor: +/- 0.2°C | Vendor's check results Unit: 19.31 NIST: 19.35 Difference: 0.04 ~~4/3/22~~ ~~11/4/22~~

** When performing calibration checks, wait for temperature and parameter readings to stabilize before recording the results.**

BEGINNING CALIBRATION CHECK

Date: Time: | Personnel:

Calibration Check	Value of Standard	Check Results	Acceptable Range	Within Range (yes/no)	Lot #	Expiration Date	Comments
Zero DO check (mg/l)	0		0 to 0.5 mg/L				
pH 7 check	7		+/- 5%				Range 6.65 - 7.35 pH
Specific Conductance (µS/cm) Second standard used for check			+/- 5%	MEM 11-9-22			Range 682 - 754 µS/cm (718) or Range 1342 - 1484 µS/cm (1413)
ORP check - Zobell (mV) Zobell Solution _____ °C			+/- 5%				See Chart on Page 2 for ORP Zobell Solution mV Value Based on Temperature
Turbidity Standard (NTU) 2100Q	10		+/- 10%				Range 9.0 - 11.0 NTU (2100Q)

Notes:
1) If the post calibration check is not within the acceptable range the meter must be recalibrated.
2) All calibration checks must be made in the run mode (on a run/measurement screen) or on the live readings screen, not the calibration mode.
3) If the lot numbers and expiration dates are the same as the initial calibration, place a check mark √ in the appropriate box.
4) Either standard (718 or 1413 µS/cm) may be used to calibrate specific conductance; the second standard is used to check it.
5) Record N/A (Not Applicable) in the boxes for the turbidity meter that was not used.

Calibration Check Performed by: _____ (Print) _____ (Sign)

END OF DAY INSTRUMENT CALIBRATION CHECK

Calibration Check	Value of Standard	Check Results	Acceptable Range	Within Range (yes/no)	Lot #	Expiration Date	Comments
Date: 11-9-22 Time: 1855		Personnel: M. Murphy					
Zero DO check (mg/l)	0	0.0	0 to 0.5 mg/L	Y	CC747516	2/23	
pH 7 check	7	7.10	+/- 5%	Y	6079	1/26	Range 6.65 - 7.35 pH
Specific Conductance (µS/cm) Second standard used for check	1413	1448	+/- 5%	Y	28D564	4/23	Range 682 - 754 µS/cm (718) or Range 1342 - 1484 µS/cm (1413)
ORP check - Zobell (mV) Zobell Solution 10 °C	243	244	+/- 5%	Y	2GH442	5/23	See Chart on Page 2 for ORP Zobell Solution mV Value Based on Temperature
Turbidity Standard (NTU) 2100Q[5]	10	10.5	+/- 10%	Y	A2048	5/23	Range 9.0 - 11.0 NTU (2100Q)

Notes:

1) If the end of the day calibration check is not within the acceptable range, the data collected that day for that parameter shall be qualified in it's use.
2) All calibration checks must be made in the run mode (on a run/measurement screen), not the calibration mode.
3) If the lot numbers and expiration dates are the same as the initial calibration, place a check mark ü in the appropriate box.
4) Either standard (718 or 1413 µS/cm) may be used to calibrate specific conductance; the second standard is used to check it.
5) Record N/A (Not Applicable) in the boxes for the turbidity meter that was not used.

Calibration Check Performed by: M. Murphy (Print) Megan Murphy (Sign)

List wells sampled using this equipment on this day ONLY IF DATA NEEDS TO BE QUALIFIED.

NA ↓

NA ↓

UNIT #1

INSTRUMENT CALIBRATION

Date: Time:

Multimeter Calibration	Value of Standard	Check as Completed	Lot #	Expiration Date	Comments
DO (% saturation)	100%				Allow time for stabilization per manufacturer
DO mg/l reading					Record these values immediately after calibration
DO Temp. (°C) reading					
DO (0% Saturation)-AquaTROLL	0%		MEM 11-09-22		2 point DO Calibration for AquaTROLL only (100 & 0%)
pH 1st Standard	4				
2nd Standard	7				
3rd Standard	10				
Specific Conductance (µS/cm)					One standard is used to calibrate, second one to check (1413 and 718 standards) Using one standard for both is unacceptable.
Zobell Solution _____ °C					See Chart below for ORP Zobell Solution mV Value Based on Temperature
ORP using Zobell Solution					

Additional Information for Dissolved Oxygen Calibration

Barometric Pressure of Meter: 811.49 mm Hg (BP inches NA x 25.4 + BP NA mm Hg)

Dissolved Oxygen Charge (YSI Meters): NA (Acceptable Range: 25 to 75) You MUST change the membrane if charge is out of range.

Inspected DO membrane/RDO CAP for nicks or bubbles (check as completed) ✓ Personnel: M. Murphy

Changed YSI Dissolved Oxygen Membrane and Electrolyte Solution (circle one) YES / NO / NA

Replaced SmarTROLL Rugged Dissolved Oxygen CAP (circle one) YES / NO / NA

HACH 2100Q * Turbidimeter Calibration	Value of Standard	Check as Completed	Lot #	Expiration Date	Comments
Turbidity 1st Standard	~~20 NTU~~				
2nd Standard	100 NTU		MEM 11-09-22		
3rd Standard	800 NTU				

HACH Model 2100Q Serial Number: Rental Company:

Calibration Performed by _____ _____

Print Name Signature

Zobell Solution mV Value Based on Temperature for ORP Calibration

Calibration Check Range Values (+/- 5%)

Round off temperature to whole number (e.g., 23.5 ºC rounds up to 24 ºC)

Temp. ºC	ORP Zobell Solution mV Value	Calibration Check Range Values +/- 5%	Temp. ºC	ORP Zobell Solution mV Value	Calibration Check Range Values +/- 5%	Temp. ºC	ORP Zobell Solution mV Value	Calibration Check Range Values +/- 5%
-3	**267**	254-280	10	**251**	238-264	23	**234**	222-246
-2	**266**	253-279	11	**249**	237-261	24	**232**	220-244
-1	**265**	252-278	12	**248**	236-260	25	**231**	219-243
0	**264**	251-277	13	**247**	235-259	26	**230**	219-242
1	**262**	249-275	14	**245**	233-257	27	**228**	217-239
2	**261**	248-274	15	**244**	232-256	28	**227**	216-238
3	**260**	247-273	16	**243**	231-255	29	**226**	215-237
4	**258**	245-271	17	**241**	229-253	30	**225**	214-236
5	**257**	244-270	18	**240**	228-252	31	**223**	212-234
6	**256**	243-269	19	**239**	227-251	32	**222**	211-233
7	**254**	241-267	20	**238**	226-250	33	**221**	210-232
8	**253**	240-266	21	**236**	224-248	34	**219**	208-230
9	**252**	239-265	22	**235**	223-247	35	**218**	207-229

UNIT #2

TROY MILLS LANDFILL INSTRUMENT CALIBRATION / MAINTENANCE LOG

Date: 11-9-22 Time: 1900 | Field Personnel: M Murphy

Meter: (circle one) YSI: Model 600XL or 600XLM In-Situ: AquaTroll 600 Rental Company: PINE

Multimeter Serial Numbers (Sonde & Meter): 922696

Probe Pre-cleaned Certification Provided By (Personnel): TP Date: 10-3-22 EDD 10/3/22

Temperature Calibration: Personnel: TP Date: ~~10-3-22~~ ~~EAF~~ ~~4/7/22~~ 11/14/22

Manufacturer's Accuracy Range of Sensor: +/- 0.2°C Vendor's check results Unit: 18.69 NIST: 18.68 Difference: 0.01

** When performing calibration checks, wait for temperature and parameter readings to stabilize before recording the results.**

BEGINNING CALIBRATION CHECK

Date: Time: Personnel:

Calibration Check	Value of Standard	Check Results	Acceptable Range	Within Range (yes/no)	Lot #	Expiration Date	Comments
Zero DO check (mg/l)	0		0 to 0.5 mg/L				
pH 7 check	7		+/- 5%				Range 6.65 - 7.35 pH
Specific Conductance (µS/cm) Second standard used for check			+/- 5%				Range 682 - 754 µS/cm (718) or Range 1342 - 1484 µS/cm (1413)
ORP check - Zobell (mV) Zobell Solution _____ °C			+/- 5%				See Chart on Page 2 for ORP Zobell Solution mV Value Based on Temperature
Turbidity Standard (NTU) 2100Q	10		+/- 10%				Range 9.0 - 11.0 NTU (2100Q)

MM 11-9-22

Notes:
1) If the post calibration check is not within the acceptable range the meter must be recalibrated.
2) All calibration checks must be made in the run mode (on a run/measurement screen) or on the live readings screen, not the calibration mode.
3) If the lot numbers and expiration dates are the same as the initial calibration, place a check mark √ in the appropriate box.
4) Either standard (718 or 1413 µS/cm) may be used to calibrate specific conductance; the second standard is used to check it.
5) Record N/A (Not Applicable) in the boxes for the turbidity meter that was not used.

Calibration Check Performed by: _____ (Print) _____ (Sign)

END OF DAY INSTRUMENT CALIBRATION CHECK

Calibration Check	Value of Standard	Check Results	Acceptable Range	Within Range (yes/no)	Lot #	Expiration Date	Comments
Date: 11-9-22 Time: 1900		Personnel: M.Murphy					
Zero DO check (mg/l)	0	0.0	0 to 0.5 mg/L	√Y	CC747516	2/23	
pH 7 check	7	7.15	+/- 5%	Y	6079	1/26	Range 6.65 - 7.35 pH
Specific Conductance (µS/cm) Second standard used for check	1413	1369	+/- 5%	Y	2ADS64	4/23	Range 682 - 754 µS/cm (718) or Range 1342 - 1484 µS/cm (1413)
ORP check - Zobell (mV) Zobell Solution 16 °C	243	239	+/- 5%	Y	2GH442	5/23	See Chart on Page 2 for ORP Zobell Solution mV Value Based on Temperature
Turbidity Standard (NTU) 2100Q[5]	10	10.7	+/- 10%	Y	A2048	5/23	Range 9.0 - 11.0 NTU (2100Q)

Notes:

1) If the end of the day calibration check is not within the acceptable range, the data collected that day for that parameter shall be qualified in it's use.
2) All calibration checks must be made in the run mode (on a run/measurement screen), not the calibration mode.
3) If the lot numbers and expiration dates are the same as the initial calibration, place a check mark ü in the appropriate box.
4) Either standard (718 or 1413 µS/cm) may be used to calibrate specific conductance; the second standard is used to check it.
5) Record N/A (Not Applicable) in the boxes for the turbidity meter that was not used.

Calibration Check Performed by: M Murphy (Print) Megan Murph (Sign)

List wells sampled using this equipment on this day ONLY IF DATA NEEDS TO BE QUALIFIED.

NA

NA

UNIT #2

INSTRUMENT CALIBRATION

Date: Time:

Multimeter Calibration	Value of Standard	Check as Completed	Lot #	Expiration Date	Comments
DO (% saturation)	100%				Allow time for stabilization per manufacturer
DO mg/l reading					Record these values immediately after calibration
DO Temp. (°C) reading					
DO (0% Saturation)-AquaTROLL	0%				2 point DO Calibration for AquaTROLL only (100 & 0%)
pH 1st Standard	4				
2nd Standard	7				
3rd Standard	10				
Specific Conductance (µS/cm)					One standard is used to calibrate, second one to check (1413 and 718 standards) Using one standard for both is unacceptable.
Zobell Solution _____ °C					See Chart below for ORP Zobell Solution mV Value Based on Temperature
ORP using Zobell Solution					

MLM 11-9-22

Additional Information for Dissolved Oxygen Calibration

Barometric Pressure of Meter: 789.07 mm Hg (BP inches NA x 25.4 + BP NA mm Hg)

Dissolved Oxygen Charge (YSI Meters): NA (Acceptable Range: 25 to 75) You MUST change the membrane if charge is out of range.

Inspected DO membrane/RDO CAP for nicks or bubbles (check as completed) ✓ Personnel: M. Murphy

Changed YSI Dissolved Oxygen Membrane and Electrolyte Solution (circle one) YES / NO / NA

Replaced SmarTROLL Rugged Dissolved Oxygen CAP (circle one) YES / NO / NA

HACH 2100Q * Turbidimeter Calibration	Value of Standard	Check as Completed	Lot #	Expiration Date	Comments
Turbidity 1st Standard	20 NTU				
2nd Standard	100 NTU				
3rd Standard	800 NTU				

MLM 11-9-22

HACH Model 2100Q Serial Number: Rental Company:

Calibration Performed by _____ Print Name _____ Signature

Zobell Solution mV Value Based on Temperature for ORP Calibration

Calibration Check Range Values (+/- 5%)

Round off temperature to whole number (e.g., 23.5 °C rounds up to 24 °C)

Temp. ºC	ORP Zobell Solution mV Value	Calibration Check Range Values +/- 5%	Temp. ºC	ORP Zobell Solution mV Value	Calibration Check Range Values +/- 5%	Temp. ºC	ORP Zobell Solution mV Value	Calibration Check Range Values +/- 5%
-3	267	254-280	10	251	238-264	23	234	222-246
-2	266	253-279	11	249	237-261	24	232	220-244
-1	265	252-278	12	248	236-260	25	231	219-243
0	264	251-277	13	247	235-259	26	230	219-242
1	262	249-275	14	245	233-257	27	228	217-239
2	261	248-274	15	244	232-256	28	227	216-238
3	260	247-273	16	243	231-255	29	226	215-237
4	258	245-271	17	241	229-253	30	225	214-236
5	257	244-270	18	240	228-252	31	223	212-234
6	256	243-269	19	239	227-251	32	222	211-233
7	254	241-267	20	238	226-250	33	221	210-232
8	253	240-266	21	236	224-248	34	219	208-230
9	252	239-265	22	235	223-247	35	218	207-229

UNIT #1

TROY MILLS LANDFILL INSTRUMENT CALIBRATION / MAINTENANCE LOG

Date: 11-10-22 Time: 1555 | Field Personnel: M. Murphy

Meter: (circle one) YSI: Model 600XL or 600XLM In-Situ: AquaTroll 600 | Rental Company: PINE

Multimeter Serial Numbers (Sonde & Meter): 734824

Probe Pre-cleaned Certification Provided By (Personnel): TP | Date: 10-3-22 10/3/22 EBD

Temperature Calibration: Personnel: TP | Date: ~~10-3-22~~ ~~11/9/22~~ ~~EAF~~ 11/9/22

Manufacturer's Accuracy Range of Sensor: +/- 0.2°C | Vendor's check results Unit: 19.31 NIST: 19.35 Difference: 0.04

** When performing calibration checks, wait for temperature and parameter readings to stabilize before recording the results.**

BEGINNING CALIBRATION CHECK

Date: Time: | Personnel:

Calibration Check	Value of Standard	Check Results	Acceptable Range	Within Range (yes/no)	Lot #	Expiration Date	Comments
Zero DO check (mg/l)	0		0 to 0.5 mg/L				
pH 7 check	7		+/- 5%				Range 6.65 - 7.35 pH
Specific Conductance (µS/cm) Second standard used for check			+/- 5%				Range 682 - 754 µS/cm (718) or Range 1342 - 1484 µS/cm (1413)
ORP check - Zobell (mV) Zobell Solution _____ °C			+/- 5%				See Chart on Page 2 for ORP Zobell Solution mV Value Based on Temperature
Turbidity Standard (NTU) 2100Q	10		+/- 10%				Range 9.0 - 11.0 NTU (2100Q)

MM 11-10-22

Notes:
1) If the post calibration check is not within the acceptable range the meter must be recalibrated.
2) All calibration checks must be made in the run mode (on a run/measurement screen) or on the live readings screen, not the calibration mode.
3) If the lot numbers and expiration dates are the same as the initial calibration, place a check mark √ in the appropriate box.
4) Either standard (718 or 1413 µS/cm) may be used to calibrate specific conductance; the second standard is used to check it.
5) Record N/A (Not Applicable) in the boxes for the turbidity meter that was not used.

Calibration Check Performed by: _____ (Print) _____ (Sign)

END OF DAY INSTRUMENT CALIBRATION CHECK

Calibration Check	Value of Standard	Check Results	Acceptable Range	Within Range (yes/no)	Lot #	Expiration Date	Comments
Date: 11-10-22 Time: 1555		Personnel: M. Murphy					
Zero DO check (mg/l)	0	0.0	0 to 0.5 mg/L	Y	CC747516	2/23	
pH 7 check	7	7.12	+/- 5%	Y	6079	1/26	Range 6.65 - 7.35 pH
Specific Conductance (µS/cm) Second standard used for check	1413	1444	+/- 5%	Y	2GD564	4/23	Range 682 - 754 µS/cm (718) or Range 1342 - 1484 µS/cm (1413)
ORP check - Zobell (mV) Zobell Solution 15 °C	244	241	+/- 5%	Y	2GH442	5/23	See Chart on Page 2 for ORP Zobell Solution mV Value Based on Temperature
Turbidity Standard (NTU) 2100Q[5]	10	10.6	+/- 10%	Y	A2048	5/23	Range 9.0 - 11.0 NTU (2100Q)

Notes:

1) If the end of the day calibration check is not within the acceptable range, the data collected that day for that parameter shall be qualified in it's use.
2) All calibration checks must be made in the run mode (on a run/measurement screen), not the calibration mode.
3) If the lot numbers and expiration dates are the same as the initial calibration, place a check mark ü in the appropriate box.
4) Either standard (718 or 1413 µS/cm) may be used to calibrate specific conductance; the second standard is used to check it.
5) Record N/A (Not Applicable) in the boxes for the turbidity meter that was not used.

Calibration Check Performed by: M. Murphy (Print) Megan Murphy (Sign)

List wells sampled using this equipment on this day ONLY IF DATA NEEDS TO BE QUALIFIED.

NA

NA

UNIT #1

INSTRUMENT CALIBRATION

Date: Time:

Multimeter Calibration	Value of Standard	Check as Completed	Lot #	Expiration Date	Comments
DO (% saturation)	100%				Allow time for stabilization per manufacturer
DO mg/l reading					Record these values immediately after calibration
DO Temp. (°C) reading					
DO (0% Saturation)-AquaTROLL	0%				2 point DO Calibration for AquaTROLL only (100 & 0%)
pH 1st Standard	4				
2nd Standard	7				
3rd Standard	10				
Specific Conductance (µS/cm)					One standard is used to calibrate, second one to check (1413 and 718 standards) Using one standard for both is unacceptable.
Zobell Solution _____ °C					See Chart below for ORP Zobell Solution mV Value Based on Temperature
ORP using Zobell Solution					

MLM 11-10-22

Additional Information for Dissolved Oxygen Calibration

Barometric Pressure of Meter: 811.94 mm Hg [BP inches NA x 25.4 + BP NA mm Hg]

Dissolved Oxygen Charge (YSI Meters): NA (Acceptable Range: 25 to 75) You MUST change the membrane if charge is out of range.

Inspected DO membrane/RDO CAP for nicks or bubbles (check as completed) ✓ Personnel: M. Murphy

Changed YSI Dissolved Oxygen Membrane and Electrolyte Solution (circle one) YES / NO / NA

Replaced SmarTROLL Rugged Dissolved Oxygen CAP (circle one) YES / NO / NA

HACH 2100Q * Turbidimeter Calibration	Value of Standard	Check as Completed	Lot #	Expiration Date	Comments
Turbidity 1st Standard	20 NTU		MLM		
2nd Standard	100 NTU		MLM ~~100~~ 11-10-22		
3rd Standard	800 NTU				

HACH Model 2100Q Serial Number: Rental Company:

Calibration Performed by M. Murphy
Print Name

Signature

Zobell Solution mV Value Based on Temperature for ORP Calibration

Calibration Check Range Values (+/- 5%)

Round off temperature to whole number (e.g., 23.5 ºC rounds up to 24 ºC)

Temp. ºC	ORP Zobell Solution mV Value	Calibration Check Range Values +/- 5%	Temp. ºC	ORP Zobell Solution mV Value	Calibration Check Range Values +/- 5%	Temp. ºC	ORP Zobell Solution mV Value	Calibration Check Range Values +/- 5%
-3	**267**	254-280	10	**251**	238-264	23	**234**	222-246
-2	**266**	253-279	11	**249**	237-261	24	**232**	220-244
-1	**265**	252-278	12	**248**	236-260	25	**231**	219-243
0	**264**	251-277	13	**247**	235-259	26	**230**	219-242
1	**262**	249-275	14	**245**	233-257	27	**228**	217-239
2	**261**	248-274	15	**244**	232-256	28	**227**	216-238
3	**260**	247-273	16	**243**	231-255	29	**226**	215-237
4	**258**	245-271	17	**241**	229-253	30	**225**	214-236
5	**257**	244-270	18	**240**	228-252	31	**223**	212-234
6	**256**	243-269	19	**239**	227-251	32	**222**	211-233
7	**254**	241-267	20	**238**	226-250	33	**221**	210-232
8	**253**	240-266	21	**236**	224-248	34	**219**	208-230
9	**252**	239-265	22	**235**	223-247	35	**218**	207-229

UNIT #2

TROY MILLS LANDFILL INSTRUMENT CALIBRATION / MAINTENANCE LOG

Date: 10-10-22 Time: 1600 | Field Personnel: M. Murphy

Meter: (circle one) YSI: Model 600XL or 600XLM In-Situ: AquaTroll 600 Rental Company: Pine

Multimeter Serial Numbers (Sonde & Meter): 9226916

Probe Pre-cleaned Certification Provided By (Personnel): TP Date: 10-3-22 EBD 10/3/22

Temperature Calibration: Personnel: TP Date: ~~10-3-22~~ ~~EAF~~

Manufacturer's Accuracy Range of Sensor: +/- 0.2°C Vendor's check results Unit: 18.69 NIST: 18.68 Difference: 0.01

** When performing calibration checks, wait for temperature and parameter readings to stabilize before recording the results.**

BEGINNING CALIBRATION CHECK

Date: 11-10-22 MM Time: | Personnel:

Calibration Check	Value of Standard	Check Results	Acceptable Range	Within Range (yes/no)	Lot #	Expiration Date	Comments
Zero DO check (mg/l)	0		0 to 0.5 mg/L				
pH 7 check	7		+/- 5%				Range 6.65 - 7.35 pH
Specific Conductance (µS/cm) Second standard used for check			+/- 5%				Range 682 - 754 µS/cm (718) or Range 1342 - 1484 µS/cm (1413)
ORP check - Zobell (mV) Zobell Solution _____ °C			+/- 5%				See Chart on Page 2 for ORP Zobell Solution mV Value Based on Temperature
Turbidity Standard (NTU) 2100Q	10		+/- 10%				Range 9.0 - 11.0 NTU (2100Q)

Mem 11-10-22

Notes:
1) If the post calibration check is not within the acceptable range the meter must be recalibrated.
2) All calibration checks must be made in the run mode (on a run/measurement screen) or on the live readings screen, not the calibration mode.
3) If the lot numbers and expiration dates are the same as the initial calibration, place a check mark ✓ in the appropriate box.
4) Either standard (718 or 1413 µS/cm) may be used to calibrate specific conductance; the second standard is used to check it.
5) Record N/A (Not Applicable) in the boxes for the turbidity meter that was not used.

Calibration Check Performed by: _____ (Print) _____ (Sign)

END OF DAY INSTRUMENT CALIBRATION CHECK

Calibration Check	Value of Standard	Check Results	Acceptable Range	Within Range (yes/no)	Lot #	Expiration Date	Comments
Date: 11-10-22 Time: 1600		Personnel: M. Murphy					
Zero DO check (mg/l)	0	0.0	0 to 0.5 mg/L	Y	CC747516	2/23	
pH 7 check	7	7.17	+/- 5%	Y	6079	1/26	Range 6.65 - 7.35 pH
Specific Conductance (µS/cm) Second standard used for check	1413	1355	+/- 5%	Y	2GD564	4/23	Range 682 - 754 µS/cm (718) or Range 1342 - 1484 µS/cm (1413)
ORP check - Zobell (mV) Zobell Solution 15 °C	244	238	+/- 5%	Y	2GH442	5/23	See Chart on Page 2 for ORP Zobell Solution mV Value Based on Temperature
Turbidity Standard (NTU) 2100Q[5]	10	10.6	+/- 10%	Y	A2048	5/23	Range 9.0 - 11.0 NTU (2100Q)

Notes:

1) If the end of the day calibration check is not within the acceptable range, the data collected that day for that parameter shall be qualified in it's use
2) All calibration checks must be made in the run mode (on a run/measurement screen), not the calibration mode.
3) If the lot numbers and expiration dates are the same as the initial calibration, place a check mark ü in the appropriate box.
4) Either standard (718 or 1413 µS/cm) may be used to calibrate specific conductance; the second standard is used to check it.
5) Record N/A (Not Applicable) in the boxes for the turbidity meter that was not used.

Calibration Check Performed by: M. Murphy (Print) Mark (Sign)

List wells sampled using this equipment on this day ONLY IF DATA NEEDS TO BE QUALIFIED.

NA

NA

UNIT #2

INSTRUMENT CALIBRATION

Date: Time:

Multimeter Calibration	Value of Standard	Check as Completed	Lot #	Expiration Date	Comments
DO (% saturation)	100%				Allow time for stabilization per manufacturer
DO mg/l reading					Record these values immediately after calibration
DO Temp. (°C) reading					
DO (0% Saturation)-AquaTROLL	0%	MLM			2 point DO Calibration for AquaTROLL only (100 & 0%)
pH 1st Standard	4	11-10-22			
2nd Standard	7				
3rd Standard	10				
Specific Conductance (µS/cm)					One standard is used to calibrate, second one to check (1413 and 718 standards) Using one standard for both is unacceptable
Zobell Solution ____ °C					See Chart below for ORP Zobell Solution mV Value Based on Temperature
ORP using Zobell Solution					

Additional Information for Dissolved Oxygen Calibration

Barometric Pressure of Meter: 789.07 mm Hg [BP inches NA x 25.4 + BP NA mm Hg]

Dissolved Oxygen Charge (YSI Meters): NA (Acceptable Range: 25 to 75) You MUST change the membrane if charge is out of range.

Inspected DO membrane/RDO CAP for nicks or bubbles (check as completed) ✓ Personnel: M. Murphy

Changed YSI Dissolved Oxygen Membrane and Electrolyte Solution (circle one) YES / NO / NA

Replaced SmarTROLL Rugged Dissolved Oxygen CAP (circle one) YES / NO / NA

HACH 2100Q * Turbidimeter Calibration	Value of Standard	Check as Completed	Lot #	Expiration Date	Comments
Turbidity 1st Standard	20 NTU	MLM			
2nd Standard	100 NTU	11-10-22			
3rd Standard	800 NTU				

HACH Model 2100Q Serial Number: Rental Company:

Calibration Performed by Megan Murphy (Print Name) Megan Murphy (Signature)

Zobell Solution mV Value Based on Temperature for ORP Calibration

Calibration Check Range Values (+/- 5%)

Round off temperature to whole number (e.g., 23.5 °C rounds up to 24 °C)

Temp. ºC	ORP Zobell Solution mV Value	Calibration Check Range Values +/- 5%	Temp. ºC	ORP Zobell Solution mV Value	Calibration Check Range Values +/- 5%	Temp. ºC	ORP Zobell Solution mV Value	Calibration Check Range Values +/- 5%
-3	**267**	254-280	10	**251**	238-264	23	**234**	222-246
-2	**266**	253-279	11	**249**	237-261	24	**232**	220-244
-1	**265**	252-278	12	**248**	236-260	25	**231**	219-243
0	**264**	251-277	13	**247**	235-259	26	**230**	219-242
1	**262**	249-275	14	**245**	233-257	27	**228**	217-239
2	**261**	248-274	15	**244**	232-256	28	**227**	216-238
3	**260**	247-273	16	**243**	231-255	29	**226**	215-237
4	**258**	245-271	17	**241**	229-253	30	**225**	214-236
5	**257**	244-270	18	**240**	228-252	31	**223**	212-234
6	**256**	243-269	19	**239**	227-251	32	**222**	211-233
7	**254**	241-267	20	**238**	226-250	33	**221**	210-232
8	**253**	240-266	21	**236**	224-248	34	**219**	208-230
9	**252**	239-265	22	**235**	223-247	35	**218**	207-229

UNIT #1

TROY MILLS LANDFILL INSTRUMENT CALIBRATION / MAINTENANCE LOG

Date: 11-11-22 Time: 1540 | Field Personnel: M. Murphy

Meter: (circle one) YSI: Model 600XL or 600XLM In-Situ: AquaTroll 600 | Rental Company: PINE

Multimeter Serial Numbers (Sonde & Meter): 784826

Probe Pre-cleaned Certification Provided By (Personnel): TP | Date: 10-3-22

Temperature Calibration: Personnel: TP | Date: ~~10-3-22~~ ~~4/17/22~~

Manufacturer's Accuracy Range of Sensor: +/- 0.2°C | Vendor's check results Unit: 19.31 NIST: 19.35 Difference: 0.04

EED 10/3/22 ~~11/11/22~~

** When performing calibration checks, wait for temperature and parameter readings to stabilize before recording the results.**

BEGINNING CALIBRATION CHECK

Date: Time: | Personnel:

Calibration Check	Value of Standard	Check Results	Acceptable Range	Within Range (yes/no)	Lot #	Expiration Date	Comments
Zero DO check (mg/l)	0		0 to 0.5 mg/L				
pH 7 check	7		+/- 5%				Range 6.65 - 7.35 pH
Specific Conductance (µS/cm) Second standard used for check		NCM 11-11-22	+/- 5%				Range 682 - 754 µS/cm (718) or Range 1342 - 1484 µS/cm (1413)
ORP check - Zobell (mV) Zobell Solution _____ °C			+/- 5%				See Chart on Page 2 for ORP Zobell Solution mV Value Based on Temperature
Turbidity Standard (NTU) 2100Q	10		+/- 10%				Range 9.0 - 11.0 NTU (2100Q)

Notes:
1) If the post calibration check is not within the acceptable range the meter must be recalibrated.
2) All calibration checks must be made in the run mode (on a run/measurement screen) or on the live readings screen, not the calibration mode.
3) If the lot numbers and expiration dates are the same as the initial calibration, place a check mark √ in the appropriate box.
4) Either standard (718 or 1413 µS/cm) may be used to calibrate specific conductance; the second standard is used to check it.
5) Record N/A (Not Applicable) in the boxes for the turbidity meter that was not used.

Calibration Check Performed by: _____ (Print) _____ (Sign)

END OF DAY INSTRUMENT CALIBRATION CHECK

Calibration Check	Value of Standard	Check Results	Acceptable Range	Within Range (yes/no)	Lot #	Expiration Date	Comments
Date: 11-11-22 Time: 1540		Personnel: M. Murphy					
Zero DO check (mg/l)	0	0.0	0 to 0.5 mg/L	Y	CC747516	2/23	
pH 7 check	7	7.09	+/- 5%	Y	6079	1/26	Range 6.65 - 7.35 pH
Specific Conductance (µS/cm) Second standard used for check	1413	1435	+/- 5%	Y	2GD5604	4/23	Range 682 - 754 µS/cm (718) or Range 1342 - 1484 µS/cm (1413)
ORP check - Zobell (mV) Zobell Solution 17 °C	241	239	+/- 5%	Y	2GH442	5/23	See Chart on Page 2 for ORP Zobell Solution mV Value Based on Temperature
Turbidity Standard (NTU) 2100Q[5]	10	10.2	+/- 10%	Y	A2048	5/23	Range 9.0 - 11.0 NTU (2100Q)

Notes:

1) If the end of the day calibration check is not within the acceptable range, the data collected that day for that parameter shall be qualified in it's use.
2) All calibration checks must be made in the run mode (on a run/measurement screen), not the calibration mode.
3) If the lot numbers and expiration dates are the same as the initial calibration, place a check mark ü in the appropriate box.
4) Either standard (718 or 1413 µS/cm) may be used to calibrate specific conductance; the second standard is used to check it.
5) Record N/A (Not Applicable) in the boxes for the turbidity meter that was not used.

Calibration Check Performed by: M. Murphy (Print) Megan Tole (Sign)

List wells sampled using this equipment on this day ONLY IF DATA NEEDS TO BE QUALIFIED.

NA

NA

UNIT #1

INSTRUMENT CALIBRATION

Date: Time:

Multimeter Calibration	Value of Standard	Check as Completed	Lot #	Expiration Date	Comments
DO (% saturation)	100%				Allow time for stabilization per manufacturer
DO mg/l reading					Record these values immediately after calibration
DO Temp. (°C) reading					
DO (0% Saturation)-AquaTROLL	0%				2-point DO Calibration for AquaTROLL only (100 & 0%)
pH 1st Standard	4				
2nd Standard	7				
3rd Standard	10				
Specific Conductance (µS/cm)					One standard is used to calibrate, second one to check (1413 and 718 standards) Using one standard for both is unacceptable.
Zobell Solution _____ °C					See Chart below for ORP Zobell Solution mV Value Based on Temperature
ORP using Zobell Solution					

MLM 11-11-22

Additional Information for Dissolved Oxygen Calibration

Barometric Pressure of Meter: 811.84 mm Hg (BP inches NA x 25.4 + BP NA mm Hg)

Dissolved Oxygen Charge (YSI Meters): NA (Acceptable Range: 25 to 75) You MUST change the membrane if charge is out of range.

Inspected DO membrane/RDO CAP for nicks or bubbles (check as completed) ✓ Personnel: M. Murphy

Changed YSI Dissolved Oxygen Membrane and Electrolyte Solution (circle one) YES / NO / NA

Replaced SmarTROLL Rugged Dissolved Oxygen CAP (circle one) YES / NO / NA

HACH 2100Q * Turbidimeter Calibration	Value of Standard	Check as Completed	Lot #	Expiration Date	Comments
Turbidity 1st Standard	20 NTU				
2nd Standard	100 NTU				
3rd Standard	800 NTU				

MLM 11-11-22

HACH Model 2100Q Serial Number: Rental Company:

Calibration Performed by M. Murphy
Print Name

Signature

Zobell Solution mV Value Based on Temperature for ORP Calibration

Calibration Check Range Values (+/- 5%)

Round off temperature to whole number (e.g., 23.5 °C rounds up to 24 °C)

Temp. ºC	ORP Zobell Solution mV Value	Calibration Check Range Values +/- 5%	Temp. ºC	ORP Zobell Solution mV Value	Calibration Check Range Values +/- 5%	Temp. ºC	ORP Zobell Solution mV Value	Calibration Check Range Values +/- 5%
-3	267	254-280	10	251	238-264	23	234	222-246
-2	266	253-279	11	249	237-261	24	232	220-244
-1	265	252-278	12	248	236-260	25	231	219-243
0	264	251-277	13	247	235-259	26	230	219-242
1	262	249-275	14	245	233-257	27	228	217-239
2	261	248-274	15	244	232-256	28	227	216-238
3	260	247-273	16	243	231-255	29	226	215-237
4	258	245-271	17	241	229-253	30	225	214-236
5	257	244-270	18	240	228-252	31	223	212-234
6	256	243-269	19	239	227-251	32	222	211-233
7	254	241-267	20	238	226-250	33	221	210-232
8	253	240-266	21	236	224-248	34	219	208-230
9	252	239-265	22	235	223-247	35	218	207-229

Unit -1

TROY MILLS LANDFILL INSTRUMENT CALIBRATION / MAINTENANCE LOG

Date: 11/14/22 Time: 0830 | Field Personnel: B. Fulton

Meter: (circle one) YSI: Model 600XL or 600XLM In-Situ: AquaTroll 600 Rental Company: Pine

Multimeter Serial Numbers (Sonde & Meter): 784326

Probe Pre-cleaned Certification Provided By (Personnel): TP Date: 10/3/22

Temperature Calibration: Personnel: TP Date: ~~11/7/22~~ 10/3/22 EBD

Manufacturer's Accuracy Range of Sensor: +/- 0.2°C Vendor's check results Unit: 19.31 NIST: 19.35 Difference: 0.04

** When performing calibration checks, wait for temperature and parameter readings to stabilize before recording the results.**

BEGINNING CALIBRATION CHECK

Date: 11/14/22 Time: 0830 | Personnel: B Fulton

Calibration Check	Value of Standard	Check Results	Acceptable Range	Within Range (yes/no)	Lot #	Expiration Date	Comments
Zero DO check (mg/l)	0	0.0	0 to 0.5 mg/L	Y	CC747510	2/23	
pH 7 check	7	7.18	+/- 5%	Y	6079	1/26	Range 6.65 - 7.35 pH
Specific Conductance (µS/cm) Second standard used for check	1413	1463	+/- 5%	Y	2605784	4/23	Range 682 - 754 µS/cm (718) or Range 1342 - 1484 µS/cm (1413)
ORP check - Zobell (mV) Zobell Solution 12 °C	248	254	+/- 5%	Y	2614442	5/23	See Chart on Page 2 for ORP Zobell Solution mV Value Based on Temperature
Turbidity Standard (NTU) 2100Q	10	10.5	+/- 10%	Y	A2048	5/23	Range 9.0 - 11.0 NTU (2100Q)

Notes:
1) If the post calibration check is not within the acceptable range the meter must be recalibrated.
2) All calibration checks must be made in the run mode (on a run/measurement screen) or on the live readings screen, not the calibration mode.
3) If the lot numbers and expiration dates are the same as the initial calibration, place a check mark √ in the appropriate box.
4) Either standard (718 or 1413 µS/cm) may be used to calibrate specific conductance; the second standard is used to check it.
5) Record N/A (Not Applicable) in the boxes for the turbidity meter that was not used.

Calibration Check Performed by: Beth Fulton (Print) B Fulton (Sign)

END OF DAY INSTRUMENT CALIBRATION CHECK

Calibration Check	Value of Standard	Check Results	Acceptable Range	Within Range (yes/no)	Lot #	Expiration Date	Comments
Date: 11/14/22 Time: 1530		Personnel: B. Fulton					
Zero DO check (mg/l)	0	0.01	0 to 0.5 mg/L	Y	CC747510	2/23	
pH 7 check	7	7.20	+/- 5%	Y	6079	1/26	Range 6.65 - 7.35 pH
Specific Conductance (µS/cm) Second standard used for check	1413	1464	+/- 5%	Y	2605784	4/23	Range 682 - 754 µS/cm (718) or Range 1342 - 1484 µS/cm (1413)
ORP check - Zobell (mV) Zobell Solution 9 °C	252	246	+/- 5%	Y	2614442	5/23	See Chart on Page 2 for ORP Zobell Solution mV Value Based on Temperature
Turbidity Standard (NTU) 2100Q[5]	10	10.5	+/- 10%	Y	A2048	5/23	Range 9.0 - 11.0 NTU (2100Q)

Notes:

1) If the end of the day calibration check is not within the acceptable range, the data collected that day for that parameter shall be qualified in it's use.
2) All calibration checks must be made in the run mode (on a run/measurement screen), not the calibration mode.
3) If the lot numbers and expiration dates are the same as the initial calibration, place a check mark ü in the appropriate box.
4) Either standard (718 or 1413 µS/cm) may be used to calibrate specific conductance; the second standard is used to check it.
5) Record N/A (Not Applicable) in the boxes for the turbidity meter that was not used.

Calibration Check Performed by: Beth Fulton (Print) B Fulton (Sign)

List wells sampled using this equipment on this day ONLY IF DATA NEEDS TO BE QUALIFIED.

NA

NA

Unit -1

INSTRUMENT CALIBRATION

Date: **Time:**

Multimeter Calibration	Value of Standard	Check as Completed	Lot #	Expiration Date	Comments
DO (% saturation)	100%				Allow time for stabilization per manufacturer
DO mg/l reading					Record these values immediately after calibration
DO Temp. (°C) reading					
DO (0% Saturation)-AquaTROLL	0%				2 point DO Calibration for AquaTROLL only (100 & 0%)
pH 1st Standard	4		EAF 11/14/22		
2nd Standard	7				
3rd Standard	10				
Specific Conductance (µS/cm)					One standard is used to calibrate, second one to check (1413 and 718 standards) Using one standard for both is unacceptable.
Zobell Solution _____ °C					See Chart below for ORP Zobell Solution mV Value Based on Temperature
ORP using Zobell Solution					

Additional Information for Dissolved Oxygen Calibration

Barometric Pressure of Meter: 741 **mm Hg** [BP inches NA x 25.4 + BP NA mm Hg]

Dissolved Oxygen Charge (YSI Meters): NA (Acceptable Range: 25 to 75) You MUST change the membrane if charge is out of range.

Inspected DO membrane/RDO CAP for nicks or bubbles (check as completed) ✓ **Personnel:** B. Fulton

Changed YSI Dissolved Oxygen Membrane and Electrolyte Solution (circle one) YES / NO / NA

Replaced SmarTROLL Rugged Dissolved Oxygen CAP (circle one) YES / NO / NA

HACH 2100Q * Turbidimeter Calibration	Value of Standard	Check as Completed	Lot #	Expiration Date	Comments
Turbidity 1st Standard	20 NTU				
2nd Standard	100 NTU				
3rd Standard	800 NTU				

~~**HACH Model 2100Q Serial Number:**~~ **Rental Company:**

EAF 11/14/22

Calibration Performed by _____ _____
Print Name Signature

Zobell Solution mV Value Based on Temperature for ORP Calibration
Calibration Check Range Values (+/- 5%)
Round off temperature to whole number (e.g., 23.5 ºC rounds up to 24 ºC)

Temp. ºC	ORP Zobell Solution mV Value	Calibration Check Range Values +/- 5%	Temp. ºC	ORP Zobell Solution mV Value	Calibration Check Range Values +/- 5%	Temp. ºC	ORP Zobell Solution mV Value	Calibration Check Range Values +/- 5%
-3	**267**	254-280	10	**251**	238-264	23	**234**	222-246
-2	**266**	253-279	11	**249**	237-261	24	**232**	220-244
-1	**265**	252-278	12	**248**	236-260	25	**231**	219-243
0	**264**	251-277	13	**247**	235-259	26	**230**	219-242
1	**262**	249-275	14	**245**	233-257	27	**228**	217-239
2	**261**	248-274	15	**244**	232-256	28	**227**	216-238
3	**260**	247-273	16	**243**	231-255	29	**226**	215-237
4	**258**	245-271	17	**241**	229-253	30	**225**	214-236
5	**257**	244-270	18	**240**	228-252	31	**223**	212-234
6	**256**	243-269	19	**239**	227-251	32	**222**	211-233
7	**254**	241-267	20	**238**	226-250	33	**221**	210-232
8	**253**	240-266	21	**236**	224-248	34	**219**	208-230
9	**252**	239-265	22	**235**	223-247	35	**218**	207-229

Unit-2

TROY MILLS LANDFILL INSTRUMENT CALIBRATION / MAINTENANCE LOG

Date: 11/14/22 Time: 0835 | Field Personnel: B. Fulton

Meter: (circle one) YSI: Model 600XL or 600XLM In-Situ: AquaTroll 600 | Rental Company: Pine

Multimeter Serial Numbers (Sonde & Meter): 922690

Probe Pre-cleaned Certification Provided By (Personnel): TP | Date: 10/3/22

Temperature Calibration: Personnel: TP | Date: ~~4/7/22~~ 10/3/22 EOD

Manufacturer's Accuracy Range of Sensor: +/- 0.2°C | Vendor's check results Unit: 18.69 NIST: 18.68 Difference: 0.01

** When performing calibration checks, wait for temperature and parameter readings to stabilize before recording the results.**

BEGINNING CALIBRATION CHECK

Date: 11/14/22 Time: 0835 | Personnel: B. Fulton

Calibration Check	Value of Standard	Check Results	Acceptable Range	Within Range (yes/no)	Lot #	Expiration Date	Comments
Zero DO check (mg/l)	0	0.0	0 to 0.5 mg/L	Y	CC747510	2/23	
pH 7 check	7	7.03	+/- 5%	Y	6079	1/26	Range 6.65 - 7.35 pH
Specific Conductance (µS/cm) Second standard used for check	1413	1395	+/- 5%	Y	2GD564	4/23	Range 682 - 754 µS/cm (718) or Range 1342 - 1484 µS/cm (1413)
ORP check - Zobell (mV) Zobell Solution 12 °C	248	239	+/- 5%	Y	2GH442	5/23	See Chart on Page 2 for ORP Zobell Solution mV Value Based on Temperature
Turbidity Standard (NTU) 2100Q	10	10.8	+/- 10%	Y	A2048	5/23	Range 9.0 - 11.0 NTU (2100Q)

Notes:
1) If the post calibration check is not within the acceptable range the meter must be recalibrated.
2) All calibration checks must be made in the run mode (on a run/measurement screen) or on the live readings screen, not the calibration mode.
3) If the lot numbers and expiration dates are the same as the initial calibration, place a check mark √ in the appropriate box.
4) Either standard (718 or 1413 µS/cm) may be used to calibrate specific conductance; the second standard is used to check it.
5) Record N/A (Not Applicable) in the boxes for the turbidity meter that was not used.

Calibration Check Performed by: Beth Fulton (Print) B Fulton (Sign)

END OF DAY INSTRUMENT CALIBRATION CHECK

Calibration Check	Value of Standard	Check Results	Acceptable Range	Within Range (yes/no)	Lot #	Expiration Date	Comments
Date: 11/14/22 Time: 1535		Personnel: B. Fulton					
Zero DO check (mg/l)	0	Y	0 to 0.5 mg/L	0.0	CC747510	2/23	
pH 7 check	7	7.23	+/- 5%	Y	6079	1/26	Range 6.65 - 7.35 pH
Specific Conductance (µS/cm) Second standard used for check	1413	1435	+/- 5%	Y	2GD564	4/23	Range 682 - 754 µS/cm (718) or Range 1342 - 1484 µS/cm (1413)
ORP check - Zobell (mV) Zobell Solution 9 °C	252	261	+/- 5%	Y	2GH442	5/23	See Chart on Page 2 for ORP Zobell Solution mV Value Based on Temperature
Turbidity Standard (NTU) 2100Q[5]	10	10.9	+/- 10%	Y	A2048	5/23	Range 9.0 - 11.0 NTU (2100Q)

Notes:

1) If the end of the day calibration check is not within the acceptable range, the data collected that day for that parameter shall be qualified in it's use.
2) All calibration checks must be made in the run mode (on a run/measurement screen), not the calibration mode.
3) If the lot numbers and expiration dates are the same as the initial calibration, place a check mark ü in the appropriate box.
4) Either standard (718 or 1413 µS/cm) may be used to calibrate specific conductance; the second standard is used to check it.
5) Record N/A (Not Applicable) in the boxes for the turbidity meter that was not used.

Calibration Check Performed by: Beth Fulton (Print) B Fulton (Sign)

List wells sampled using this equipment on this day ONLY IF DATA NEEDS TO BE QUALIFIED.

N/A

N/A

Unit-2

INSTRUMENT CALIBRATION

Date: **Time:**

Multimeter Calibration	Value of Standard	Check as Completed	Lot #	Expiration Date	Comments
DO (% saturation)	100%				Allow time for stabilization per manufacturer
DO mg/l reading					Record these values immediately after calibration
DO Temp. (°C) reading					
DO (0% Saturation)-AquaTROLL	0%				2 point DO Calibration for AquaTROLL only (100 & 0%)
pH 1st Standard	4				
2nd Standard	7				
3rd Standard	10				
Specific Conductance (µS/cm)					One standard is used to calibrate, second one to check (1413 and 718 standards) Using one standard for both is unacceptable.
Zobell Solution _____ °C					See Chart below for ORP Zobell Solution mV Value Based on Temperature
ORP using Zobell Solution					

EAS 11/14/22

Additional Information for Dissolved Oxygen Calibration

Barometric Pressure of Meter: 789 **mm Hg** [BP inches NA x 25.4 + BP NA mm Hg]

Dissolved Oxygen Charge (YSI Meters): NA (Acceptable Range: 25 to 75) You MUST change the membrane if charge is out of range.

Inspected DO membrane/RDO CAP for nicks or bubbles (check as completed) ✓ **Personnel:** B. Fulton

Changed YSI Dissolved Oxygen Membrane and Electrolyte Solution (circle one) YES / NO / NA

Replaced SmarTROLL Rugged Dissolved Oxygen CAP (circle one) YES / NO / NA

HACH 2100Q * Turbidimeter Calibration	Value of Standard	Check as Completed	Lot #	Expiration Date	Comments
Turbidity 1st Standard	20 NTU				
2nd Standard	100 NTU				
3rd Standard	800 NTU				

HACH Model 2100Q Serial Number: **Rental Company:**

EAS 11/14/22

Calibration Performed by _____ _____

Print Name Signature

Zobell Solution mV Value Based on Temperature for ORP Calibration

Calibration Check Range Values (+/- 5%)

Round off temperature to whole number (e.g., 23.5 °C rounds up to 24 °C)

Temp. ºC	ORP Zobell Solution mV Value	Calibration Check Range Values +/- 5%	Temp. ºC	ORP Zobell Solution mV Value	Calibration Check Range Values +/- 5%	Temp. ºC	ORP Zobell Solution mV Value	Calibration Check Range Values +/- 5%
-3	**267**	254-280	10	**251**	238-264	23	**234**	222-246
-2	**266**	253-279	11	**249**	237-261	24	**232**	220-244
-1	**265**	252-278	12	**248**	236-260	25	**231**	219-243
0	**264**	251-277	13	**247**	235-259	26	**230**	219-242
1	**262**	249-275	14	**245**	233-257	27	**228**	217-239
2	**261**	248-274	15	**244**	232-256	28	**227**	216-238
3	**260**	247-273	16	**243**	231-255	29	**226**	215-237
4	**258**	245-271	17	**241**	229-253	30	**225**	214-236
5	**257**	244-270	18	**240**	228-252	31	**223**	212-234
6	**256**	243-269	19	**239**	227-251	32	**222**	211-233
7	**254**	241-267	20	**238**	226-250	33	**221**	210-232
8	**253**	240-266	21	**236**	224-248	34	**219**	208-230
9	**252**	239-265	22	**235**	223-247	35	**218**	207-229

Unit-1

TROY MILLS LANDFILL INSTRUMENT CALIBRATION / MAINTENANCE LOG

Date: 11/15/22 Time: 1700 | Field Personnel: Beth Fulton

Meter: (circle one) YSI: Model 600XL or 600XLM In-Situ: AquaTroll 600 Rental Company: Pine

Multimeter Serial Numbers (Sonde & Meter): 784826

Probe Pre-cleaned Certification Provided By (Personnel): TP Date: 10/3/22

Temperature Calibration: Personnel: TP Date: ~~11/7/22~~ 10/3/22 EBD

Manufacturer's Accuracy Range of Sensor: +/- 0.2°C Vendor's check results Unit: 19.31 NIST: 19.35 Difference: 0.04

** When performing calibration checks, wait for temperature and parameter readings to stabilize before recording the results.**

BEGINNING CALIBRATION CHECK

Date: Time: Personnel:

Calibration Check	Value of Standard	Check Results	Acceptable Range	Within Range (yes/no)	Lot #	Expiration Date	Comments
Zero DO check (mg/l)	0		0 to 0.5 mg/L				
pH 7 check	7		+/- 5%				Range 6.65 - 7.35 pH
Specific Conductance (µS/cm) Second standard used for check			+/- 5%				Range 682 - 754 µS/cm (718) or Range 1342 - 1484 µS/cm (1413)
ORP check - Zobell (mV) Zobell Solution _____ °C			+/- 5%				See Chart on Page 2 for ORP Zobell Solution mV Value Based on Temperature
Turbidity Standard (NTU) 2100Q	10		+/- 10%				Range 9.0 - 11.0 NTU (2100Q)

EBD 11/15/22

Notes:
1) If the post calibration check is not within the acceptable range the meter must be recalibrated.
2) All calibration checks must be made in the run mode (on a run/measurement screen) or on the live readings screen, not the calibration mode.
3) If the lot numbers and expiration dates are the same as the initial calibration, place a check mark √ in the appropriate box.
4) Either standard (718 or 1413 µS/cm) may be used to calibrate specific conductance; the second standard is used to check it.
5) Record N/A (Not Applicable) in the boxes for the turbidity meter that was not used.

Calibration Check Performed by: NA (Print) NA (Sign)

END OF DAY INSTRUMENT CALIBRATION CHECK

Calibration Check	Value of Standard	Check Results	Acceptable Range	Within Range (yes/no)	Lot #	Expiration Date	Comments
Date: 11/15/22 Time: 1700		Personnel: Beth Fulton					
Zero DO check (mg/l)	0	0.07	0 to 0.5 mg/L	Y	0747510	2/23	
pH 7 check	7	7.15	+/- 5%	Y	6079	1/26	Range 6.65 - 7.35 pH
Specific Conductance (µS/cm) Second standard used for check	1413	1461	+/- 5%	Y	2GD564	4/23	Range 682 - 754 µS/cm (718) or Range 1342 - 1484 µS/cm (1413)
ORP check - Zobell (mV) Zobell Solution 9 °C	252	245	+/- 5%	Y	2GH442	5/23	See Chart on Page 2 for ORP Zobell Solution mV Value Based on Temperature
Turbidity Standard (NTU) 2100Q[5]	10	10.15	+/- 10%	Y	A2048	5/23	Range 9.0 - 11.0 NTU (2100Q)

Notes:

1) If the end of the day calibration check is not within the acceptable range, the data collected that day for that parameter shall be qualified in it's use.
2) All calibration checks must be made in the run mode (on a run/measurement screen), not the calibration mode.
3) If the lot numbers and expiration dates are the same as the initial calibration, place a check mark ü in the appropriate box.
4) Either standard (718 or 1413 µS/cm) may be used to calibrate specific conductance; the second standard is used to check it
5) Record N/A (Not Applicable) in the boxes for the turbidity meter that was not used.

Calibration Check Performed by: Beth Fulton (Print) BFulton (Sign)

List wells sampled using this equipment on this day ONLY IF DATA NEEDS TO BE QUALIFIED.

NA NA

Unit 8.1
EF

INSTRUMENT CALIBRATION

Date: Time:

Multimeter Calibration	Value of Standard	Check as Completed	Lot #	Expiration Date	Comments
DO (% saturation)	100%				Allow time for stabilization per manufacturer
DO mg/l reading					Record these values immediately after calibration
DO Temp. (°C) reading					
DO (0% Saturation)-AquaTROLL	0%				2 point DO Calibration for AquaTROLL only (100 & 0%)
pH 1st Standard	4				
2nd Standard	7				
3rd Standard	10				
Specific Conductance (µS/cm)					One standard is used to calibrate, second one to check (1413 and 718 standards) Using one standard for both is unacceptable.
Zobell Solution ____ °C					See Chart below for ORP Zobell Solution mV Value Based on Temperature
ORP using Zobell Solution					

EAF 11/15/22

Additional Information for Dissolved Oxygen Calibration

Barometric Pressure of Meter: 740 mm Hg [BP inches NA x 25.4 + BP NA mm Hg]

Dissolved Oxygen Charge (YSI Meters): NA (Acceptable Range: 25 to 75) You MUST change the membrane if charge is out of range

Inspected DO membrane/RDO CAP for nicks or bubbles (check as completed) ✓ Personnel: B. Fulton

Changed YSI Dissolved Oxygen Membrane and Electrolyte Solution (circle one) YES / NO / NA

Replaced SmarTROLL Rugged Dissolved Oxygen CAP (circle one) YES / NO / NA

HACH 2100Q * Turbidimeter Calibration	Value of Standard	Check as Completed	Lot #	Expiration Date	Comments
Turbidity 1st Standard	20 NTU				
2nd Standard	100 NTU				
3rd Standard	800 NTU				

HACH Model 2100Q Serial Number: Rental Company:

EAF 11/15/22

Calibration Performed by _____ Print Name _____ Signature

Zobell Solution mV Value Based on Temperature for ORP Calibration

Calibration Check Range Values (+/- 5%)

Round off temperature to whole number (e.g., 23.5 °C rounds up to 24 °C)

Temp. ºC	ORP Zobell Solution mV Value	Calibration Check Range Values +/- 5%	Temp. ºC	ORP Zobell Solution mV Value	Calibration Check Range Values +/- 5%	Temp. ºC	ORP Zobell Solution mV Value	Calibration Check Range Values +/- 5%
-3	267	254-280	10	251	238-264	23	234	222-246
-2	266	253-279	11	249	237-261	24	232	220-244
-1	265	252-278	12	248	236-260	25	231	219-243
0	264	251-277	13	247	235-259	26	230	219-242
1	262	249-275	14	245	233-257	27	228	217-239
2	261	248-274	15	244	232-256	28	227	216-238
3	260	247-273	16	243	231-255	29	226	215-237
4	258	245-271	17	241	229-253	30	225	214-236
5	257	244-270	18	240	228-252	31	223	212-234
6	256	243-269	19	239	227-251	32	222	211-233
7	254	241-267	20	238	226-250	33	221	210-232
8	253	240-266	21	236	224-248	34	219	208-230
9	252	239-265	22	235	223-247	35	218	207-229

Unit-2

TROY MILLS LANDFILL INSTRUMENT CALIBRATION / MAINTENANCE LOG

Date: 11/15/22 Time: 1705 Field Personnel: Beth Fulton

Meter: (circle one) YSI: Model 600XL or 600XLM In-Situ: AquaTroll 600 Rental Company: Pinc

Multimeter Serial Numbers (Sonde & Meter): 922690

Probe Pre-cleaned Certification Provided By (Personnel): TP Date: 10/3/22

Temperature Calibration: Personnel: TP Date: ~~11/7/22~~ 10/3/22 EBD

Manufacturer's Accuracy Range of Sensor: +/- 0.2°C Vendor's check results Unit: 18.69 NIST: 18.68 Difference: 0.01

** When performing calibration checks, wait for temperature and parameter readings to stabilize before recording the results.**

BEGINNING CALIBRATION CHECK

Date: Time: Personnel:

Calibration Check	Value of Standard	Check Results	Acceptable Range	Within Range (yes/no)	Lot #	Expiration Date	Comments
Zero DO check (mg/l)	0		0 to 0.5 mg/L				
pH 7 check	7		+/- 8%				Range 6.65 - 7.35 pH
Specific Conductance (µS/cm) Second standard used for check			+/- 5%	11/15/22			Range 682 - 754 µS/cm (718) or Range 1342 - 1484 µS/cm (1413)
ORP check - Zobell (mV) Zobell Solution ____ °C			+/- 5%				See Chart on Page 2 for ORP Zobell Solution mV Value Based on Temperature
Turbidity Standard (NTU) 2100Q	10		+/- 10%				Range 9.0 - 11.0 NTU (2100Q)

Notes:
1) If the post calibration check is not within the acceptable range the meter must be recalibrated.
2) All calibration checks must be made in the run mode (on a run/measurement screen) or on the live readings screen, not the calibration mode.
3) If the lot numbers and expiration dates are the same as the initial calibration, place a check mark √ in the appropriate box.
4) Either standard (718 or 1413 µS/cm) may be used to calibrate specific conductance; the second standard is used to check it.
5) Record N/A (Not Applicable) in the boxes for the turbidity meter that was not used.

Calibration Check Performed by: NA (Print) NA (Sign)

END OF DAY INSTRUMENT CALIBRATION CHECK

Calibration Check	Value of Standard	Check Results	Acceptable Range	Within Range (yes/no)	Lot #	Expiration Date	Comments
Date: 11/15/22 Time: 1705		Personnel: Beth Fulton					
Zero DO check (mg/l)	0	0.03	0 to 0.5 mg/L	Y	0C747510	2/23	
pH 7 check	7	7.32	+/- 5%	Y	6079	1/26	Range 6.65 - 7.35 pH
Specific Conductance (µS/cm) Second standard used for check	1413	1250	+/- 5%	N	2GD564	4/23	Range 682 - 754 µS/cm (718) or Range 1342 - 1484 µS/cm (1413)
ORP check - Zobell (mV) Zobell Solution 10 °C	251	247	+/- 5%	Y	2GH442	5/23	See Chart on Page 2 for ORP Zobell Solution mV Value Based on Temperature
Turbidity Standard (NTU) 2100Q[5]	10	10.8	+/- 10%	Y	A20418	5/23	Range 9.0 - 11.0 NTU (2100Q)

Notes:

1) If the end of the day calibration check is not within the acceptable range, the data collected that day for that parameter shall be qualified in it's use.
2) All calibration checks must be made in the run mode (on a run/measurement screen), not the calibration mode.
3) If the lot numbers and expiration dates are the same as the initial calibration, place a check mark ü in the appropriate box.
4) Either standard (718 or 1413 µS/cm) may be used to calibrate specific conductance; the second standard is used to check it.
5) Record N/A (Not Applicable) in the boxes for the turbidity meter that was not used.

Calibration Check Performed by: Beth Fulton (Print) BFulton (Sign)

List wells sampled using this equipment on this day ONLY IF DATA NEEDS TO BE QUALIFIED.

TRY-MW-901S
TRY_MW-903B
TRY_MW-205
NA

NA

Unit-2

INSTRUMENT CALIBRATION

Date: Time:

Multimeter Calibration	Value of Standard	Check as Completed	Lot #	Expiration Date	Comments
DO (% saturation)	100%				Allow time for stabilization per manufacturer
DO mg/l reading					Record these values immediately after calibration
DO Temp. (°C) reading					
DO (0% Saturation)-AquaTROLL	0%				2 point DO Calibration for AquaTROLL only (100 & 0%)
pH 1st Standard	4				
2nd Standard	7				
3rd Standard	10				
Specific Conductance (µS/cm)					One standard is used to calibrate, second one to check (1413 and 718 standards) Using one standard for both is unacceptable.
Zobell Solution _____ °C					See Chart below for ORP Zobell Solution mV Value Based on Temperature
ORP using Zobell Solution					

EAF 11/14/22

Additional Information for Dissolved Oxygen Calibration

Barometric Pressure of Meter: 746 **mm Hg** [BP inches NA x 25.4 + BP NA mm Hg]

Dissolved Oxygen Charge (YSI Meters): NA (Acceptable Range: 25 to 75) You MUST change the membrane if charge is out of range.

Inspected DO membrane/RDO CAP for nicks or bubbles (check as completed) ✓ **Personnel:** B. Fullen

Changed YSI Dissolved Oxygen Membrane and Electrolyte Solution (circle one) YES / NO / NA

Replaced SmarTROLL Rugged Dissolved Oxygen CAP (circle one) YES / NO / NA

~~HACH 2100Q~~ * Turbidimeter Calibration	Value of Standard	Check as Completed	Lot #	Expiration Date	Comments
Turbidity 1st Standard	20 NTU				
2nd Standard	100 NTU				
3rd Standard	800 NTU				

11/14/22

HACH Model 2100Q Serial Number: **Rental Company:**

EAF

Calibration Performed by _____ Print Name _____ Signature

Zobell Solution mV Value Based on Temperature for ORP Calibration

Calibration Check Range Values (+/- 5%)

Round off temperature to whole number (e.g., 23.5 ºC rounds up to 24 ºC)

Temp. ºC	ORP Zobell Solution mV Value	Calibration Check Range Values +/- 5%	Temp. ºC	ORP Zobell Solution mV Value	Calibration Check Range Values +/- 5%	Temp. ºC	ORP Zobell Solution mV Value	Calibration Check Range Values +/- 5%
-3	**267**	254-280	10	**251**	238-264	23	**234**	222-246
-2	**266**	253-279	11	**249**	237-261	24	**232**	220-244
-1	**265**	252-278	12	**248**	236-260	25	**231**	219-243
0	**264**	251-277	13	**247**	235-259	26	**230**	219-242
1	**262**	249-275	14	**245**	233-257	27	**228**	217-239
2	**261**	248-274	15	**244**	232-256	28	**227**	216-238
3	**260**	247-273	16	**243**	231-255	29	**226**	215-237
4	**258**	245-271	17	**241**	229-253	30	**225**	214-236
5	**257**	244-270	18	**240**	228-252	31	**223**	212-234
6	**256**	243-269	19	**239**	227-251	32	**222**	211-233
7	**254**	241-267	20	**238**	226-250	33	**221**	210-232
8	**253**	240-266	21	**236**	224-248	34	**219**	208-230
9	**252**	239-265	22	**235**	223-247	35	**218**	207-229

Unit-1

TROY MILLS LANDFILL INSTRUMENT CALIBRATION / MAINTENANCE LOG

Date: 11/16/22 Time: 1215 Field Personnel: Beth Fulton

Meter: (circle one) YSI: Model 600XL or 600XLM In-Situ: AquaTroll 600 Rental Company: Pine

Multimeter Serial Numbers (Sonde & Meter): 784826

Probe Pre-cleaned Certification Provided By (Personnel): TP Date: 10/3/22

Temperature Calibration: Personnel: TP Date: ~~11/17/22~~ 10/3/22 EBD

Manufacturer's Accuracy Range of Sensor: +/- 0.2°C Vendor's check results Unit: 19.31 NIST: 19.35 Difference: 0.04

** When performing calibration checks, wait for temperature and parameter readings to stabilize before recording the results.**

BEGINNING CALIBRATION CHECK

Date: Time: Personnel:

Calibration Check	Value of Standard	Check Results	Acceptable Range	Within Range (yes/no)	Lot #	Expiration Date	Comments
Zero DO check (mg/l)	0		0 to 0.5 mg/L				
pH 7 check	7		+/- 5%				Range 6.65 - 7.35 pH
Specific Conductance (µS/cm) Second standard used for check			+/- 5%				Range 682 - 754 µS/cm (718) or Range 1342 - 1484 µS/cm (1413)
ORP check - Zobell (mV) ~~Zobell Solution~~ ____ °C			+/- 5%				See Chart on Page 2 for ORP Zobell Solution mV Value Based on Temperature
Turbidity Standard (NTU) 2100Q	10		+/- 10%				Range 9.0 - 11.0 NTU (2100Q)

EAF 11/16/22

Notes:
1) If the post calibration check is not within the acceptable range the meter must be recalibrated.
2) All calibration checks must be made in the run mode (on a run/measurement screen) or on the live readings screen, not the calibration mode.
3) If the lot numbers and expiration dates are the same as the initial calibration, place a check mark √ in the appropriate box.
4) Either standard (718 or 1413 µS/cm) may be used to calibrate specific conductance; the second standard is used to check it.
5) Record N/A (Not Applicable) in the boxes for the turbidity meter that was not used.

Calibration Check Performed by: NA (Print) NA (Sign)

END OF DAY INSTRUMENT CALIBRATION CHECK

Calibration Check	Value of Standard	Check Results	Acceptable Range	Within Range (yes/no)	Lot #	Expiration Date	Comments
Date: 11/16/22 Time: 1215		Personnel: Beth Fulton					
Zero DO check (mg/l)	0	0.02	0 to 0.5 mg/L	Y	CC747510	2/23	
pH 7 check	7	7.31	+/- 5%	Y	6079	1/26	Range 6.65 - 7.35 pH
Specific Conductance (µS/cm) Second standard used for check	1413	1458	+/- 5%	Y	260564	4/23	Range 682 - 754 µS/cm (718) or Range 1342 - 1484 µS/cm (1413)
ORP check - Zobell (mV) Zobell Solution 10 °C	251	239	+/- 5%	Y	26H442	5/23	See Chart on Page 2 for ORP Zobell Solution mV Value Based on Temperature
Turbidity Standard (NTU) 2100Q[5]	10	10.7	+/- 10%	Y	A2048	5/23	Range 9.0 - 11.0 NTU (2100Q)

Notes:

1) If the end of the day calibration check is not within the acceptable range, the data collected that day for that parameter shall be qualified in it's use.
2) All calibration checks must be made in the run mode (on a run/measurement screen), not the calibration mode.
3) If the lot numbers and expiration dates are the same as the initial calibration, place a check mark ü in the appropriate box.
4) Either standard (718 or 1413 µS/cm) may be used to calibrate specific conductance; the second standard is used to check it.
5) Record N/A (Not Applicable) in the boxes for the turbidity meter that was not used.

Calibration Check Performed by: Beth Fulton (Print) B Fulton (Sign)

List wells sampled using this equipment on this day ONLY IF DATA NEEDS TO BE QUALIFIED.

NA NA

Unit-1

INSTRUMENT CALIBRATION

Date: **Time:**

Multimeter Calibration	Value of Standard	Check as Completed	Lot #	Expiration Date	Comments
DO (% saturation)	100%				Allow time for stabilization per manufacturer
DO mg/l reading					Record these values immediately after calibration
DO Temp. (°C) reading					
DO (0% Saturation)-AquaTROLL	0%				2 point DO Calibration for AquaTROLL only (100 & 0%)
pH 1st Standard	4				
2nd Standard	7				
3rd Standard	10				
Specific Conductance (µS/cm)					One standard is used to calibrate, second one to check (1413 and 718 standards) Using one standard for both is unacceptable.
Zobell Solution _____ °C					See Chart below for ORP Zobell Solution mV Value Based on Temperature
ORP using Zobell Solution					

EAF 11/16/22

Additional Information for Dissolved Oxygen Calibration

Barometric Pressure of Meter: 740 **mm Hg** [BP inches NK x 25.4 + BP NA mm Hg]

Dissolved Oxygen Charge (YSI Meters): NA (Acceptable Range: 25 to 75) You MUST change the membrane if charge is out of range.

Inspected DO membrane/RDO CAP for nicks or bubbles (check as completed) ✓ **Personnel:** B. Fulton

Changed YSI Dissolved Oxygen Membrane and Electrolyte Solution (circle one) YES / NO / NA

Replaced SmarTROLL Rugged Dissolved Oxygen CAP (circle one) YES / NO / NA

HACH 2100Q * Turbidimeter Calibration	Value of Standard	Check as Completed	Lot #	Expiration Date	Comments
Turbidity 1st Standard	20 NTU				
2nd Standard	100 NTU				
3rd Standard	800 NTU				

HACH Model 2100Q Serial Number: **Rental Company:**

EAF 11/16/22

Calibration Performed by _____ _____
Print Name Signature

Zobell Solution mV Value Based on Temperature for ORP Calibration

Calibration Check Range Values (+/- 5%)

Round off temperature to whole number (e.g., 23.5 °C rounds up to 24 °C)

Temp. ºC	ORP Zobell Solution mV Value	Calibration Check Range Values +/- 5%	Temp. ºC	ORP Zobell Solution mV Value	Calibration Check Range Values +/- 5%	Temp. ºC	ORP Zobell Solution mV Value	Calibration Check Range Values +/- 5%
-3	**267**	254-280	10	**251**	238-264	23	**234**	222-246
-2	**266**	253-279	11	**249**	237-261	24	**232**	220-244
-1	**265**	252-278	12	**248**	236-260	25	**231**	219-243
0	**264**	251-277	13	**247**	235-259	26	**230**	219-242
1	**262**	249-275	14	**245**	233-257	27	**228**	217-239
2	**261**	248-274	15	**244**	232-256	28	**227**	216-238
3	**260**	247-273	16	**243**	231-255	29	**226**	215-237
4	**258**	245-271	17	**241**	229-253	30	**225**	214-236
5	**257**	244-270	18	**240**	228-252	31	**223**	212-234
6	**256**	243-269	19	**239**	227-251	32	**222**	211-233
7	**254**	241-267	20	**238**	226-250	33	**221**	210-232
8	**253**	240-266	21	**236**	224-248	34	**219**	208-230
9	**252**	239-265	22	**235**	223-247	35	**218**	207-229

Appendix M – Updated Geospatial Data Model and PFAS Distribution Pinwheel Plots

GMS: Geologic Model

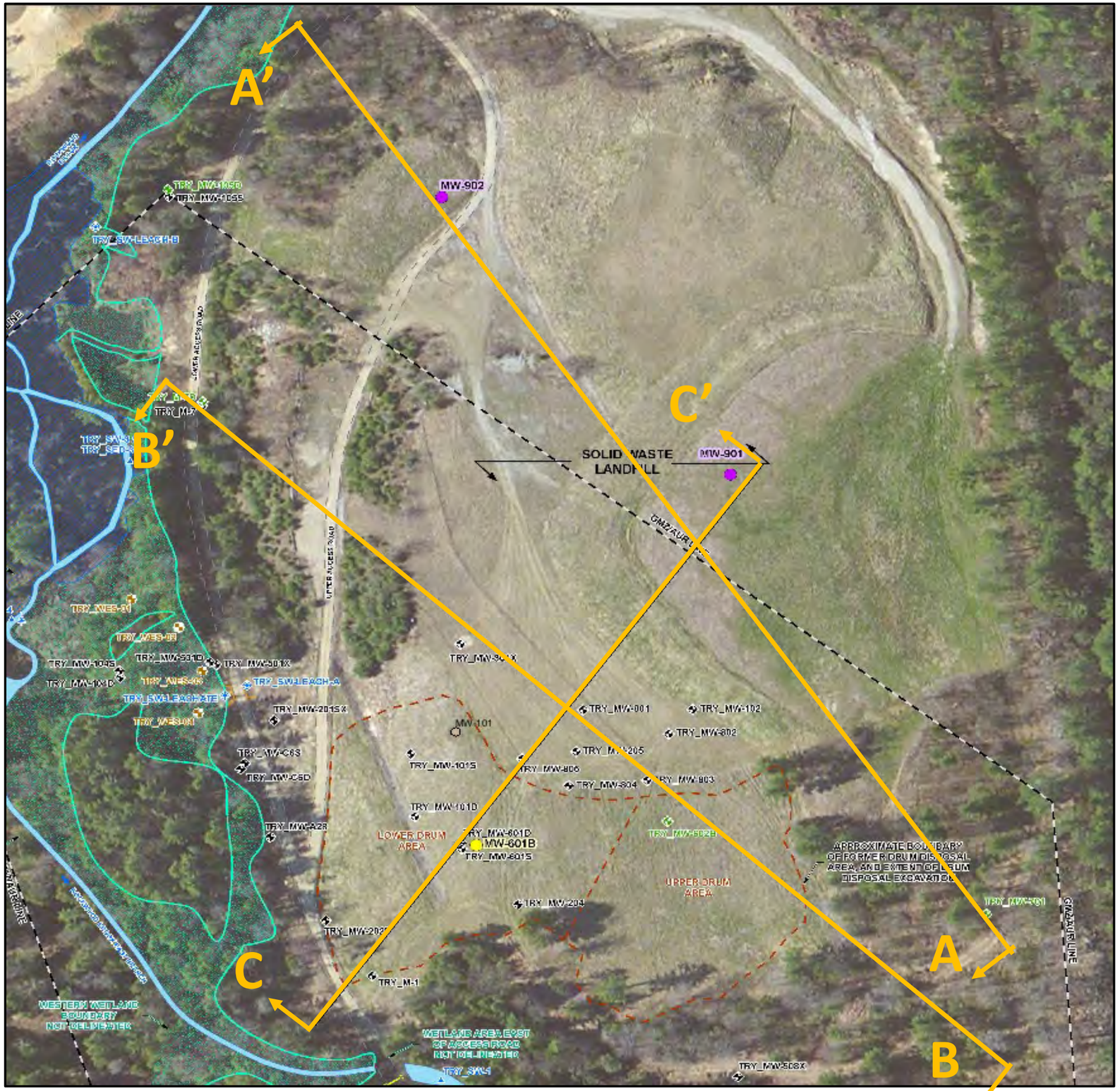

150 0 150

SCALE IN FEET

N

NO.	ISSUE/DESCRIPTION	BY	DATE

UNLESS SPECIFICALLY STATED BY WRITTEN AGREEMENT, THIS DRAWING IS THE SOLE PROPERTY OF GZA GEOENVIRONMENTAL, INC. (GZA). THE INFORMATION SHOWN ON THE DRAWING IS SOLELY FOR USE BY GZA'S CLIENT OR THE CLIENT'S DESIGNATED REPRESENTATIVE FOR THE SPECIFIC PROJECT AND LOCATION IDENTIFIED ON THE DRAWING. THE DRAWING SHALL NOT BE TRANSFERRED, REUSED, COPIED, OR ALTERED IN ANY MANNER FOR USE AT ANY OTHER LOCTION OR FOR ANY OTHER PURPOSE WITHOUT THE PRIOR WRITTEN CONSENT OF GZA. ANY TRANSFER, REUSE, OR MODIFICATION TO THE DRAWING BY THE CLIENT OR OTHERS, WITHOUT THE PRIOR WRITTEN EXPRESS CONSENT OF GZA, WILL BE AT THE USER'S SOLE RISK AND WITHOUT ANY RISK OR LIABILITY TO GZA.

TROY MILLS LANDFILL
SUPERFUND SITE
TROY, NEW HAMPSHIRE

GEOSPATIAL MODEL (2022) –
PROFILE ALIGNMENTS

PREPARED BY:
GZA GeoEnvironmental, Inc.
Engineers and Scientists
www.gza.com

PREPARED FOR:
NHDES/EPA

PROJ MGR: MEM	REVIEWED BY: SRL	CHECKED BY: JMW	FIGURE
DESIGNED BY: JAS	DRAWN BY: JAS	SCALE: 1 in = 150 ft	M-1A
DATE: JUNE 2023	PROJECT NO. 04.0190987.35	REVISION NO.	

Cross-Section of 900 Series Wells (Looking Southwest)

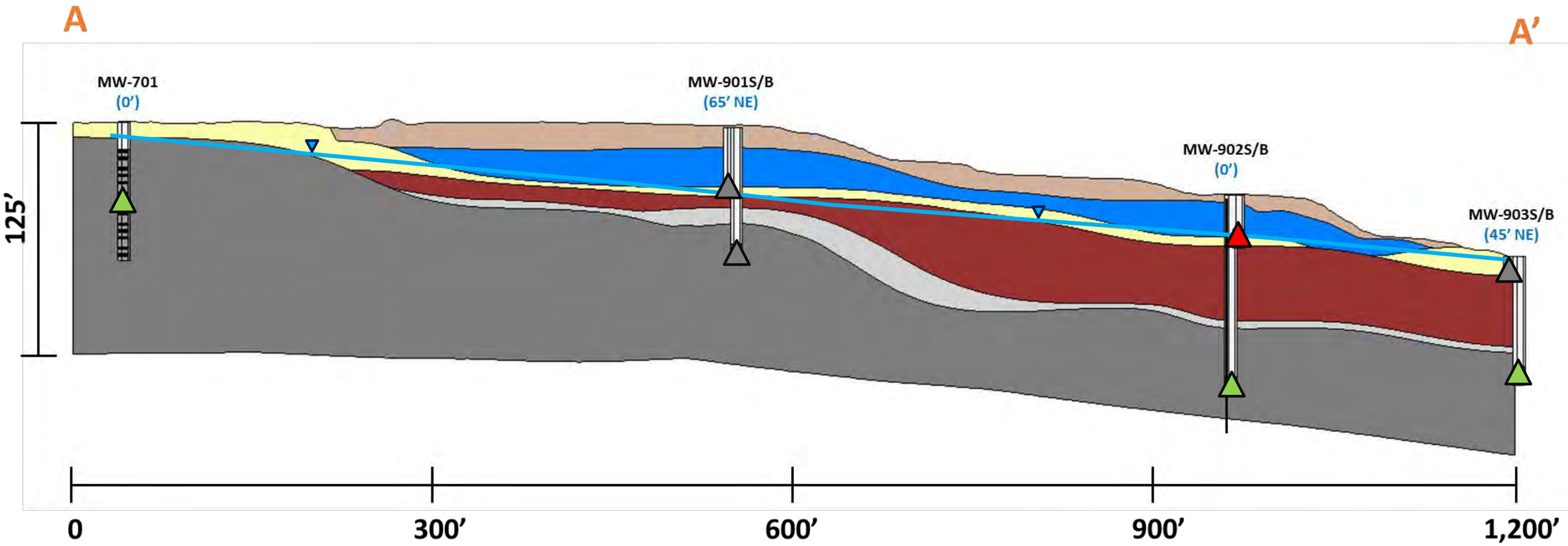

LEGEND

MW-901S/B (65' NE)	Well ID Distance/Direction from CS Line

Materials
- FILL
- LANDFILL
- SAND
- TILL
- WEATHERED BEDROCK
- BEDROCK
- Riser
- Screen

GW Sampling Results PFOA (ng/L)

- Non-Detect
- <6
- ≥6 & <12
- ≥12 & <70
- ≥70 & <400
- ≥400

GW samples collected by GZA personnel on during November 2022.

POTENTIOMETRIC SURFACE (SHALLOW WELLS) – NOV 2022

Compound	NHDES MCL/AGQS	2022 EPA Regional Screening Level	2016 EPA Health Advisory
PFOA (ng/L)	12	6	70
PFOS (ng/L)	15	4	70

Notes

AGQS = Ambient Groundwater Quality Standards, included in Env-Or 600 - Contaminated Site Management (603.03)
EPA = Environmental Protection Agency
MCL = Maximum Contaminant Level for drinking water
ng/L = nanograms per liter
NHDES = New Hampshire Departement of Environmental Services
PFOA = Perfluorooctanoic Acid
PFOS = Perfluorooctane Sulfonic Acid

NO.	ISSUE/DESCRIPTION	BY	DATE

UNLESS SPECIFICALLY STATED BY WRITTEN AGREEMENT, THIS DRAWING IS THE SOLE PROPERTY OF GZA GEOENVIRONMENTAL, INC. (GZA). THE INFORMATION SHOWN ON THE DRAWING IS SOLELY FOR USE BY GZA'S CLIENT OR THE CLIENT'S DESIGNATED REPRESENTATIVE FOR THE SPECIFIC PROJECT AND LOCATION IDENTIFIED ON THE DRAWING. THE DRAWING SHALL NOT BE TRANSFERRED, REUSED, COPIED, OR ALTERED IN ANY MANNER FOR USE AT ANY OTHER LOCTION OR FOR ANY OTHER PURPOSE WITHOUT THE PRIOR WRITTEN CONSENT OF GZA. ANY TRANSFER, REUSE, OR MODIFICATION TO THE DRAWING BY THE CLIENT OR OTHERS, WITHOUT THE PRIOR WRITTEN EXPRESS CONSENT OF GZA, WILL BE AT THE USER'S SOLE RISK AND WITHOUT ANY RISK OR LIABILITY TO GZA.

TROY MILLS LANDFILL
SUPERFUND SITE
TROY, NEW HAMPSHIRE

GEOSPATIAL MODEL (2022) – PROFILE A-A'
(LOOKING SW) & PFOA SAMPLING RESULTS

PREPARED BY: GZA GeoEnvironmental, Inc. Engineers and Scientists www.gza.com

PREPARED FOR: NHDES/EPA

PROJ MGR: MEM	REVIEWED BY: SRL	CHECKED BY: JMW	FIGURE
DESIGNED BY: JAS	DRAWN BY: JAS	SCALE: N/A	M-1B
DATE: JUNE 2023	PROJECT NO. 04.0190987.35	REVISION NO.	

Cross-Section of 900 Series Wells (Looking Southwest)

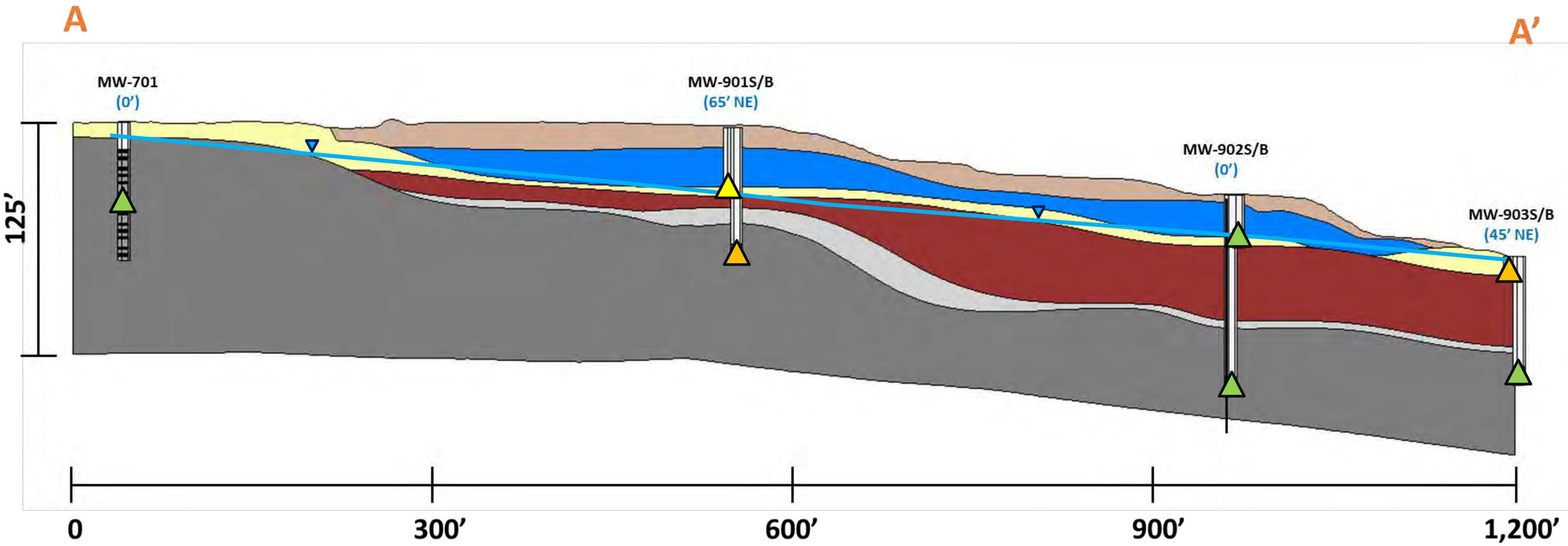

LEGEND

MW-901S/B (65' NE)	Well ID Distance/Direction from CS Line

Materials
- FILL
- LANDFILL
- SAND
- TILL
- WEATHERED BEDROCK
- BEDROCK
- Riser
- Screen

GW Sampling Results PFOS (ng/L)

- Non-Detect
- <4
- ≥4 & <15
- ≥15 & <70
- ≥70 & <400
- ≥400

GW samples collected by GZA personnel on during November 2022.

POTENTIOMETRIC SURFACE (SHALLOW WELLS) – NOV 2022

Compound	NHDES MCL/AGQS	2022 EPA Regional Screening Level	2016 EPA Health Advisory
PFOA (ng/L)	12	6	70
PFOS (ng/L)	15	4	70

Notes

AGQS = Ambient Groundwater Quality Standards, included in Env-Or 600 - Contaminated Site Management (603.03)
EPA = Environmental Protection Agency
MCL = Maximum Contaminant Level for drinking water
ng/L = nanograms per liter
NHDES = New Hampshire Departement of Environmental Services
PFOA = Perfluorooctanoic Acid
PFOS = Perfluorooctane Sulfonic Acid

NO.	ISSUE/DESCRIPTION	BY	DATE

UNLESS SPECIFICALLY STATED BY WRITTEN AGREEMENT, THIS DRAWING IS THE SOLE PROPERTY OF GZA GEOENVIRONMENTAL, INC. (GZA). THE INFORMATION SHOWN ON THE DRAWING IS SOLELY FOR USE BY GZA'S CLIENT OR THE CLIENT'S DESIGNATED REPRESENTATIVE FOR THE SPECIFIC PROJECT AND LOCATION IDENTIFIED ON THE DRAWING. THE DRAWING SHALL NOT BE TRANSFERRED, REUSED, COPIED, OR ALTERED IN ANY MANNER FOR USE AT ANY OTHER LOCTION OR FOR ANY OTHER PURPOSE WITHOUT THE PRIOR WRITTEN CONSENT OF GZA. ANY TRANSFER, REUSE, OR MODIFICATION TO THE DRAWING BY THE CLIENT OR OTHERS, WITHOUT THE PRIOR WRITTEN EXPRESS CONSENT OF GZA, WILL BE AT THE USER'S SOLE RISK AND WITHOUT ANY RISK OR LIABILITY TO GZA.

TROY MILLS LANDFILL
SUPERFUND SITE
TROY, NEW HAMPSHIRE

GEOSPATIAL MODEL (2022) – PROFILE A-A'
(LOOKING SW) & PFOS SAMPLING RESULTS

PREPARED BY: GZA GeoEnvironmental, Inc. Engineers and Scientists www.gza.com

PREPARED FOR: NHDES/EPA

PROJ MGR: MEM	REVIEWED BY: SRL	CHECKED BY: JMW	FIGURE
DESIGNED BY: JAS	DRAWN BY: JAS	SCALE: N/A	M-1C
DATE: JUNE 2023	PROJECT NO. 04.0190987.35	REVISION NO.	

Cross-Section of 800 Series Wells (Looking Southwest)

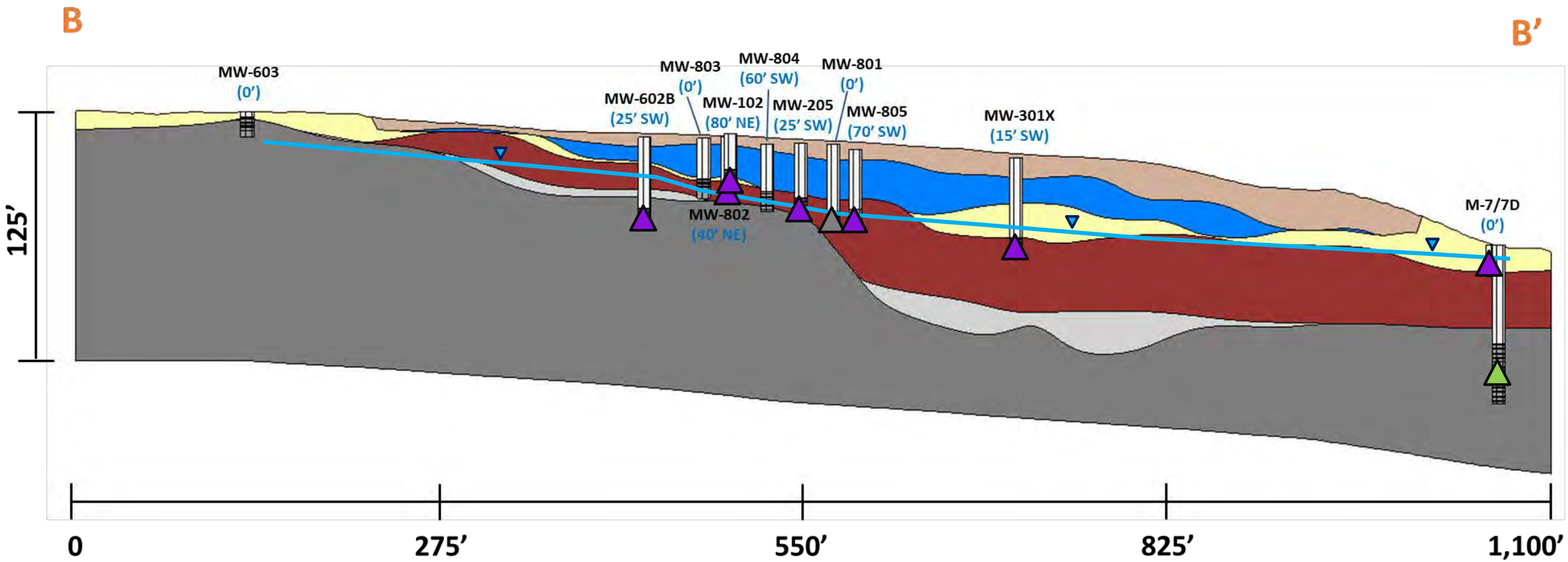

LEGEND

MW-901S/B (65' NE)	Well ID Distance/Direction from CS Line

Materials
- FILL
- LANDFILL
- SAND
- TILL
- WEATHERED BEDROCK
- BEDROCK
- Riser
- Screen

GW Sampling Results PFOA (ng/L)

- Non-Detect
- <6
- ≥6 & <12
- ≥12 & <70
- ≥70 & <400
- ≥400

GW samples collected by GZA personnel on during November 2022.

POTENTIOMETRIC SURFACE (SHALLOW WELLS) – NOV 2022

Compound	NHDES MCL/AGQS	2022 EPA Regional Screening Level	2016 EPA Health Advisory
PFOA (ng/L)	12	6	70
PFOS (ng/L)	15	4	70

Notes

AGQS = Ambient Groundwater Quality Standards, included in Env-Or 600 - Contaminated Site Management (603.03)
EPA = Environmental Protection Agency
MCL = Maximum Contaminant Level for drinking water
ng/L = nanograms per liter
NHDES = New Hampshire Departement of Environmental Services
PFOA = Perfluorooctanoic Acid
PFOS = Perfluorooctane Sulfonic Acid

NO.	ISSUE/DESCRIPTION	BY	DATE

UNLESS SPECIFICALLY STATED BY WRITTEN AGREEMENT, THIS DRAWING IS THE SOLE PROPERTY OF GZA GEOENVIRONMENTAL, INC. (GZA). THE INFORMATION SHOWN ON THE DRAWING IS SOLELY FOR USE BY GZA'S CLIENT OR THE CLIENT'S DESIGNATED REPRESENTATIVE FOR THE SPECIFIC PROJECT AND LOCATION IDENTIFIED ON THE DRAWING. THE DRAWING SHALL NOT BE TRANSFERRED, REUSED, COPIED, OR ALTERED IN ANY MANNER FOR USE AT ANY OTHER LOCTION OR FOR ANY OTHER PURPOSE WITHOUT THE PRIOR WRITTEN CONSENT OF GZA. ANY TRANSFER, REUSE, OR MODIFICATION TO THE DRAWING BY THE CLIENT OR OTHERS, WITHOUT THE PRIOR WRITTEN EXPRESS CONSENT OF GZA, WILL BE AT THE USER'S SOLE RISK AND WITHOUT ANY RISK OR LIABILITY TO GZA.

TROY MILLS LANDFILL
SUPERFUND SITE
TROY, NEW HAMPSHIRE

GEOSPATIAL MODEL (2022) – PROFILE B-B'
(LOOKING SW) & PFOA SAMPLING RESULTS

PREPARED BY: GZA GeoEnvironmental, Inc. Engineers and Scientists www.gza.com

PREPARED FOR: NHDES/EPA

PROJ MGR: MEM	REVIEWED BY: SRL	CHECKED BY: JMW	FIGURE M-1D
DESIGNED BY: JAS	DRAWN BY: JAS	SCALE: N/A	
DATE: JUNE 2023	PROJECT NO. 04.0190987.35	REVISION NO.	

Cross-Section of 800 Series Wells (Looking Southwest)

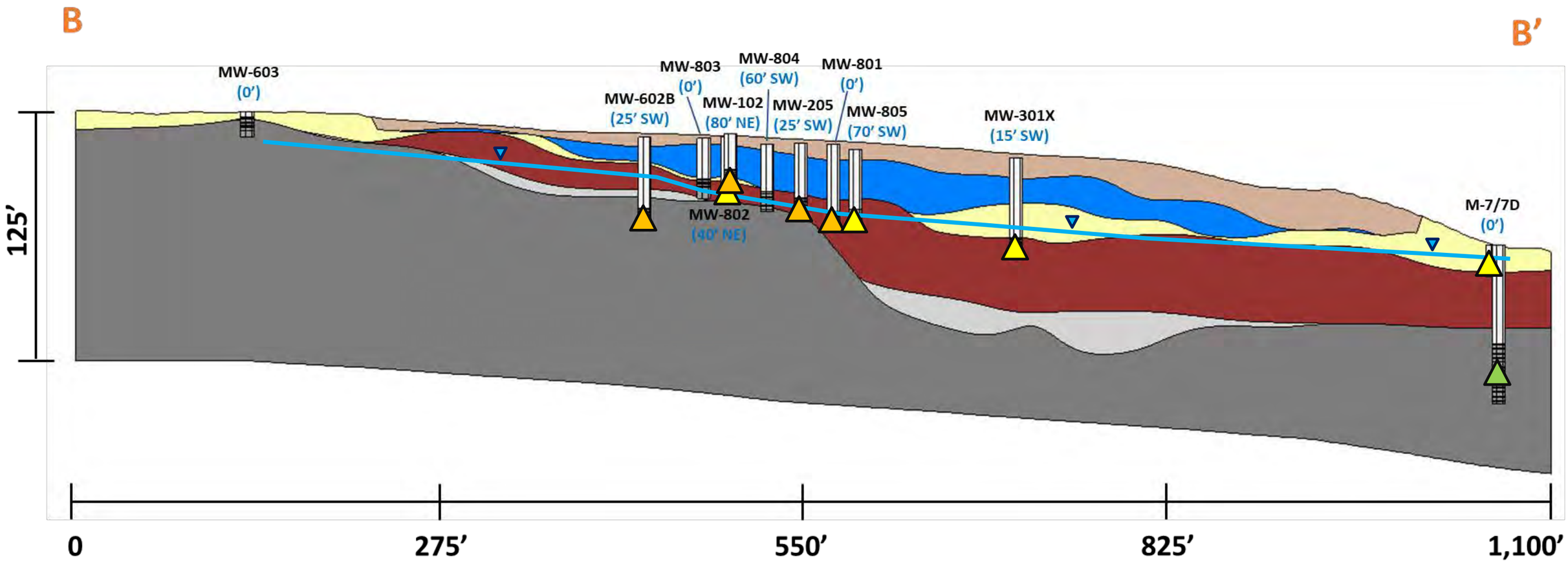

LEGEND

MW-901S/B (65' NE)	Well ID Distance/Direction from CS Line

Materials
- FILL
- LANDFILL
- SAND
- TILL
- WEATHERED BEDROCK
- BEDROCK
- Riser
- Screen

GW Sampling Results PFOS (ng/L)

- Non-Detect
- <4
- ≥4 & <15
- ≥15 & <70
- ≥70 & <400
- ≥400

GW samples collected by GZA personnel on during November 2022.

POTENTIOMETRIC SURFACE (SHALLOW WELLS) – NOV 2022

Compound	NHDES MCL/AGQS	2022 EPA Regional Screening Level	2016 EPA Health Advisory
PFOA (ng/L)	12	6	70
PFOS (ng/L)	15	4	70

Notes

AGQS = Ambient Groundwater Quality Standards, included in Env-Or 600 - Contaminated Site Management (603.03)
EPA = Environmental Protection Agency
MCL = Maximum Contaminant Level for drinking water
ng/L = nanograms per liter
NHDES = New Hampshire Departement of Environmental Services
PFOA = Perfluorooctanoic Acid
PFOS = Perfluorooctane Sulfonic Acid

NO.	ISSUE/DESCRIPTION	BY	DATE

UNLESS SPECIFICALLY STATED BY WRITTEN AGREEMENT, THIS DRAWING IS THE SOLE PROPERTY OF GZA GEOENVIRONMENTAL, INC. (GZA). THE INFORMATION SHOWN ON THE DRAWING IS SOLELY FOR USE BY GZA'S CLIENT OR THE CLIENT'S DESIGNATED REPRESENTATIVE FOR THE SPECIFIC PROJECT AND LOCATION IDENTIFIED ON THE DRAWING. THE DRAWING SHALL NOT BE TRANSFERRED, REUSED, COPIED, OR ALTERED IN ANY MANNER FOR USE AT ANY OTHER LOCTION OR FOR ANY OTHER PURPOSE WITHOUT THE PRIOR WRITTEN CONSENT OF GZA. ANY TRANSFER, REUSE, OR MODIFICATION TO THE DRAWING BY THE CLIENT OR OTHERS, WITHOUT THE PRIOR WRITTEN EXPRESS CONSENT OF GZA, WILL BE AT THE USER'S SOLE RISK AND WITHOUT ANY RISK OR LIABILITY TO GZA.

TROY MILLS LANDFILL
SUPERFUND SITE
TROY, NEW HAMPSHIRE

GEOSPATIAL MODEL (2022) – PROFILE B-B'
(LOOKING SW) & PFOS SAMPLING RESULTS

PREPARED BY: GZA GeoEnvironmental, Inc. Engineers and Scientists www.gza.com

PREPARED FOR: NHDES/EPA

PROJ MGR: MEM	REVIEWED BY: SRL	CHECKED BY: JMW	FIGURE M-1E
DESIGNED BY: JAS	DRAWN BY: JAS	SCALE: N/A	
DATE: JUNE 2023	PROJECT NO. 04.0190987.35	REVISION NO.	

Cross-Section of 800 Series Wells (Looking Northwest)

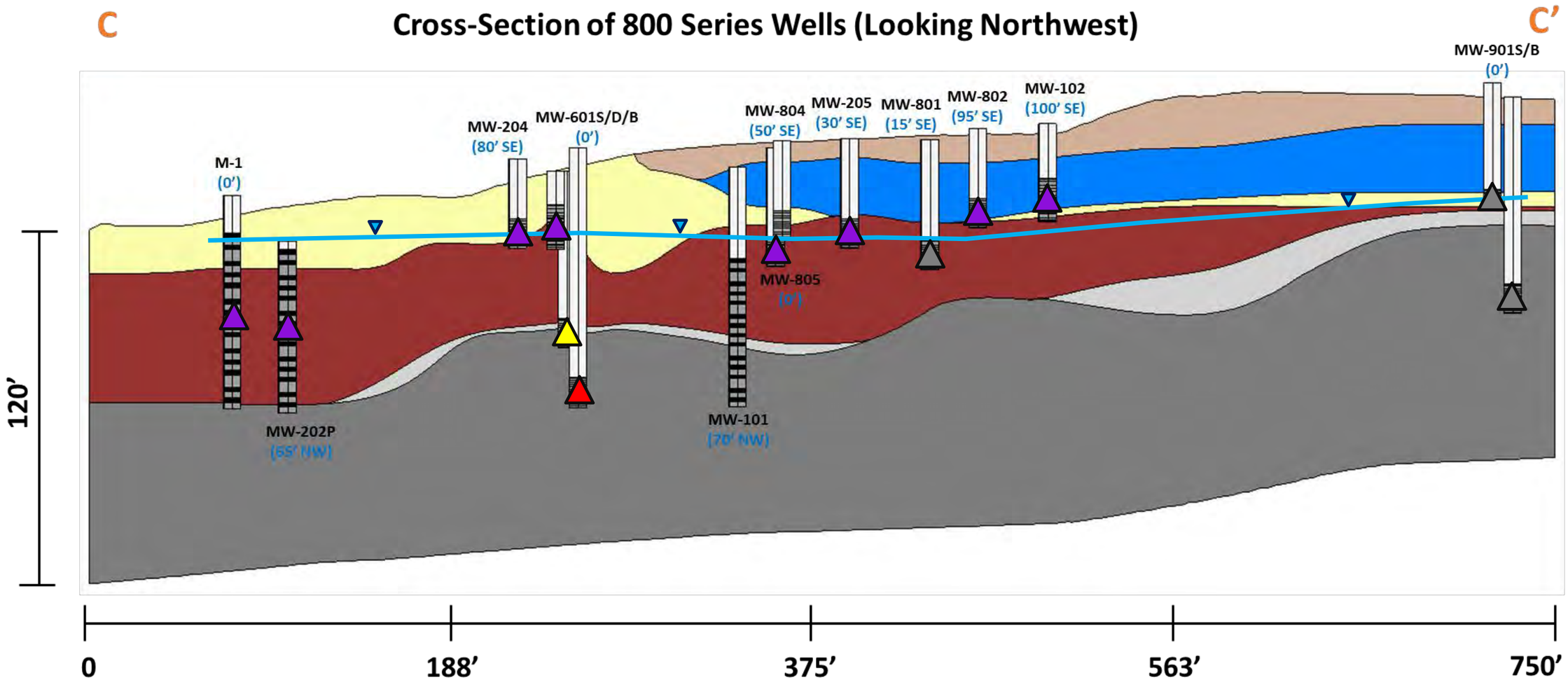

LEGEND

MW-901S/B (65' NE)	Well ID Distance/Direction from CS Line

Materials
- FILL
- LANDFILL
- SAND
- TILL
- WEATHERED BEDROCK
- BEDROCK
- Riser
- Screen

GW Sampling Results PFOA (ng/L)

- Non-Detect
- <6
- ≥6 & <12
- ≥12 & <70
- ≥70 & <400
- ≥400

GW samples collected by GZA personnel on during November 2022.

POTENTIOMETRIC SURFACE (SHALLOW WELLS) – NOV 2022

Compound	NHDES MCL/AGQS	2022 EPA Regional Screening Level	2016 EPA Health Advisory
PFOA (ng/L)	12	6	70
PFOS (ng/L)	15	4	70

Notes

AGQS = Ambient Groundwater Quality Standards, included in Env-Or 600 - Contaminated Site Management (603.03)
EPA = Environmental Protection Agency
MCL = Maximum Contaminant Level for drinking water
ng/L = nanograms per liter
NHDES = New Hampshire Departement of Environmental Services
PFOA = Perfluorooctanoic Acid
PFOS = Perfluorooctane Sulfonic Acid

NO.	ISSUE/DESCRIPTION	BY	DATE

UNLESS SPECIFICALLY STATED BY WRITTEN AGREEMENT, THIS DRAWING IS THE SOLE PROPERTY OF GZA GEOENVIRONMENTAL, INC. (GZA). THE INFORMATION SHOWN ON THE DRAWING IS SOLELY FOR USE BY GZA'S CLIENT OR THE CLIENT'S DESIGNATED REPRESENTATIVE FOR THE SPECIFIC PROJECT AND LOCATION IDENTIFIED ON THE DRAWING. THE DRAWING SHALL NOT BE TRANSFERRED, REUSED, COPIED, OR ALTERED IN ANY MANNER FOR USE AT ANY OTHER LOCTION OR FOR ANY OTHER PURPOSE WITHOUT THE PRIOR WRITTEN CONSENT OF GZA. ANY TRANSFER, REUSE, OR MODIFICATION TO THE DRAWING BY THE CLIENT OR OTHERS, WITHOUT THE PRIOR WRITTEN EXPRESS CONSENT OF GZA, WILL BE AT THE USER'S SOLE RISK AND WITHOUT ANY RISK OR LIABILITY TO GZA.

TROY MILLS LANDFILL
SUPERFUND SITE
TROY, NEW HAMPSHIRE

GEOSPATIAL MODEL (2022) – PROFILE C-C'
(LOOKING NW) & PFOA SAMPLING RESULTS

PREPARED BY: GZA GeoEnvironmental, Inc. Engineers and Scientists www.gza.com

PREPARED FOR: NHDES/EPA

PROJ MGR: MEM	REVIEWED BY: SRL	CHECKED BY: JMW	FIGURE
DESIGNED BY: JAS	DRAWN BY: JAS	SCALE: N/A	M-1F
DATE: JUNE 2023	PROJECT NO. 04.0190987.35	REVISION NO.	

Cross-Section of 800 Series Wells (Looking Northwest)

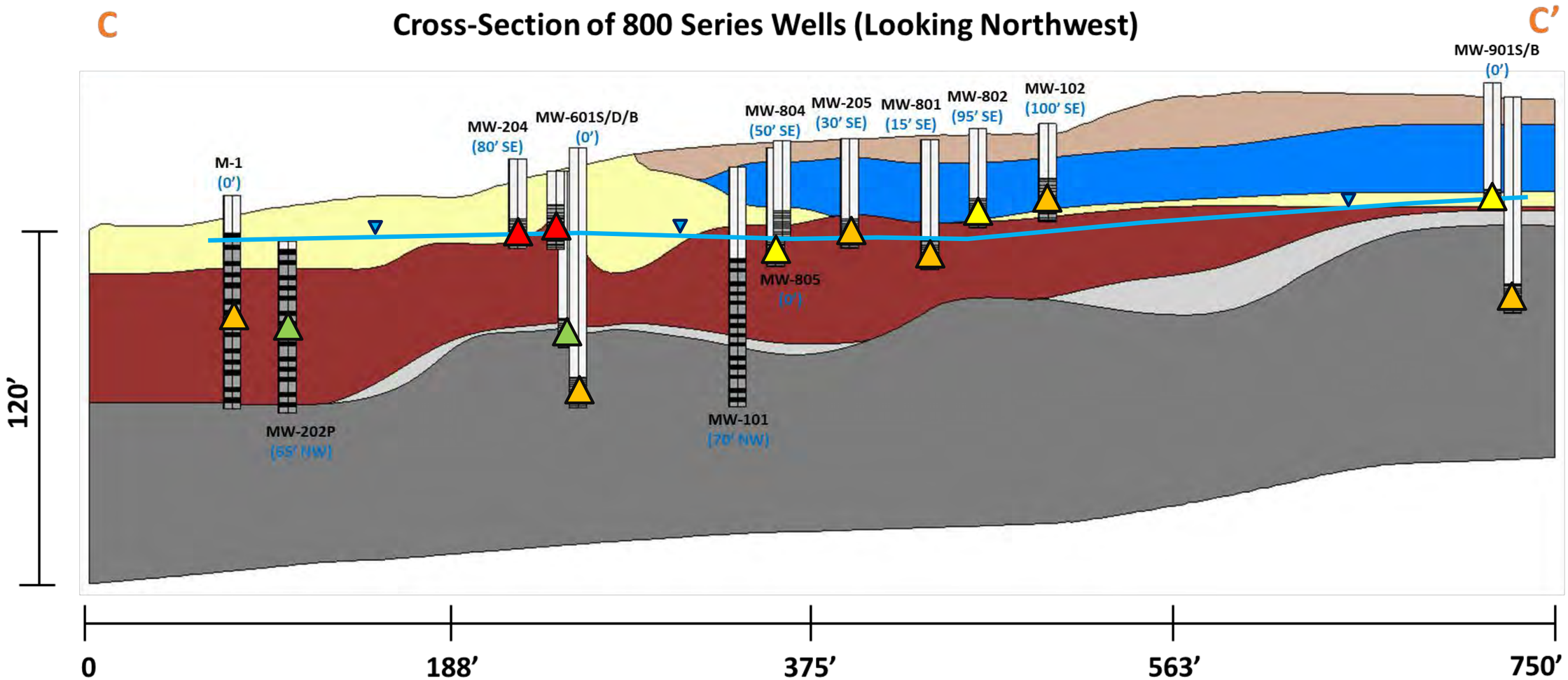

LEGEND

MW-901S/B (65' NE)	Well ID Distance/Direction from CS Line

Materials
- FILL
- LANDFILL
- SAND
- TILL
- WEATHERED BEDROCK
- BEDROCK
- Riser
- Screen

GW Sampling Results PFOS (ng/L)

- Non-Detect
- <4
- ≥4 & <15
- ≥15 & <70
- ≥70 & <400
- ≥400

GW samples collected by GZA personnel during November 2022.

POTENTIOMETRIC SURFACE (SHALLOW WELLS) – NOV 2022

Compound	NHDES MCL/AGQS	2022 EPA Regional Screening Level	2016 EPA Health Advisory
PFOA (ng/L)	12	6	70
PFOS (ng/L)	15	4	70

Notes

AGQS = Ambient Groundwater Quality Standards, included in Env-Or 600 - Contaminated Site Management (603.03)
EPA = Environmental Protection Agency
MCL = Maximum Contaminant Level for drinking water
ng/L = nanograms per liter
NHDES = New Hampshire Departement of Environmental Services
PFOA = Perfluorooctanoic Acid
PFOS = Perfluorooctane Sulfonic Acid

NO.	ISSUE/DESCRIPTION	BY	DATE

UNLESS SPECIFICALLY STATED BY WRITTEN AGREEMENT, THIS DRAWING IS THE SOLE PROPERTY OF GZA GEOENVIRONMENTAL, INC. (GZA). THE INFORMATION SHOWN ON THE DRAWING IS SOLELY FOR USE BY GZA'S CLIENT OR THE CLIENT'S DESIGNATED REPRESENTATIVE FOR THE SPECIFIC PROJECT AND LOCATION IDENTIFIED ON THE DRAWING. THE DRAWING SHALL NOT BE TRANSFERRED, REUSED, COPIED, OR ALTERED IN ANY MANNER FOR USE AT ANY OTHER LOCTION OR FOR ANY OTHER PURPOSE WITHOUT THE PRIOR WRITTEN CONSENT OF GZA. ANY TRANSFER, REUSE, OR MODIFICATION TO THE DRAWING BY THE CLIENT OR OTHERS, WITHOUT THE PRIOR WRITTEN EXPRESS CONSENT OF GZA, WILL BE AT THE USER'S SOLE RISK AND WITHOUT ANY RISK OR LIABILITY TO GZA.

TROY MILLS LANDFILL
SUPERFUND SITE
TROY, NEW HAMPSHIRE

GEOSPATIAL MODEL (2022) – PROFILE C-C'
(LOOKING NW) & PFOS SAMPLING RESULTS

PREPARED BY: GZA GeoEnvironmental, Inc. Engineers and Scientists www.gza.com

PREPARED FOR: NHDES/EPA

PROJ MGR: MEM	REVIEWED BY: SRL	CHECKED BY: JMW	FIGURE
DESIGNED BY: JAS	DRAWN BY: JAS	SCALE: N/A	M-1G
DATE: JUNE 2023	PROJECT NO. 04.0190987.35	REVISION NO.	

GMS: Geologic Model

Aerial View (Looking East) – Modeled Extents of Landfill Material

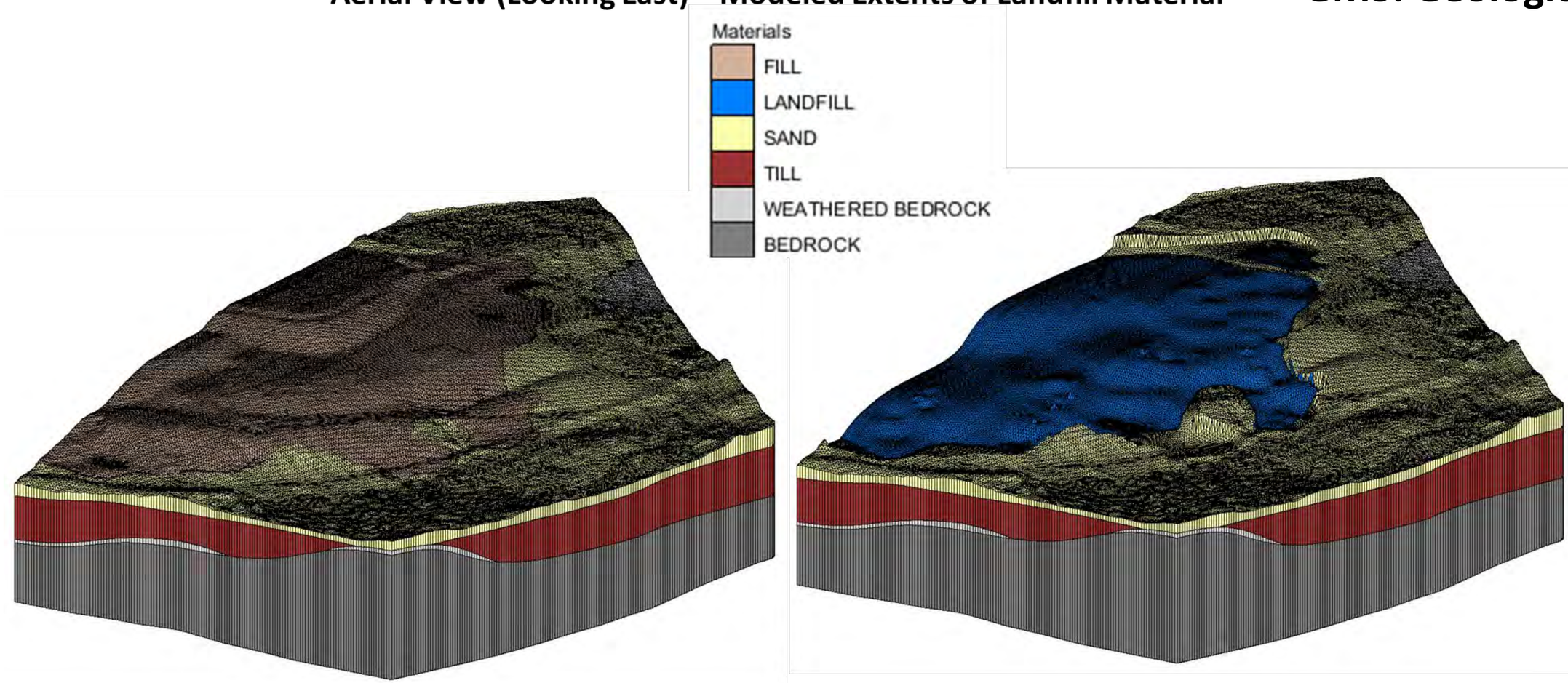

Geologic Model (with surficial fill/cap)

Surficial fill/cap turned off to view landfill material extents

UNLESS SPECIFICALLY STATED BY WRITTEN AGREEMENT, THIS DRAWING IS THE SOLE PROPERTY OF GZA GEOENVIRONMENTAL, INC. (GZA). THE INFORMATION SHOWN ON THE DRAWING IS SOLELY FOR USE BY GZA'S CLIENT OR THE CLIENT'S DESIGNATED REPRESENTATIVE FOR THE SPECIFIC PROJECT AND LOCATION IDENTIFIED ON THE DRAWING. THE DRAWING SHALL NOT BE TRANSFERRED, REUSED, COPIED, OR ALTERED IN ANY MANNER FOR USE AT ANY OTHER LOCTION OR FOR ANY OTHER PURPOSE WITHOUT THE PRIOR WRITTEN CONSENT OF GZA. ANY TRANSFER, REUSE, OR MODIFICATION TO THE DRAWING BY THE CLIENT OR OTHERS, WITHOUT THE PRIOR WRITTEN EXPRESS CONSENT OF GZA, WILL BE AT THE USER'S SOLE RISK AND WITHOUT ANY RISK OR LIABILITY TO GZA.

TROY MILLS LANDFILL
SUPERFUND SITE
TROY, NEW HAMPSHIRE

GEOSPATIAL MODEL (2022) – 3-DIMENSIONAL ORTHOGANAL VIEW OF MODEL (LOOKING E)

NO.	ISSUE/DESCRIPTION	BY	DATE

PREPARED BY: GZA GeoEnvironmental, Inc. Engineers and Scientists www.gza.com

PREPARED FOR: NHDES/EPA

PROJ MGR: MEM	REVIEWED BY: SRL	CHECKED BY: JMW	FIGURE
DESIGNED BY: JAS	DRAWN BY: JAS	SCALE: N/A	M-1H
DATE: JUNE 2023	PROJECT NO. 04.0190987.35	REVISION NO.	

GMS: Geologic Model

Aerial View – Modeled Extents of Landfill Material

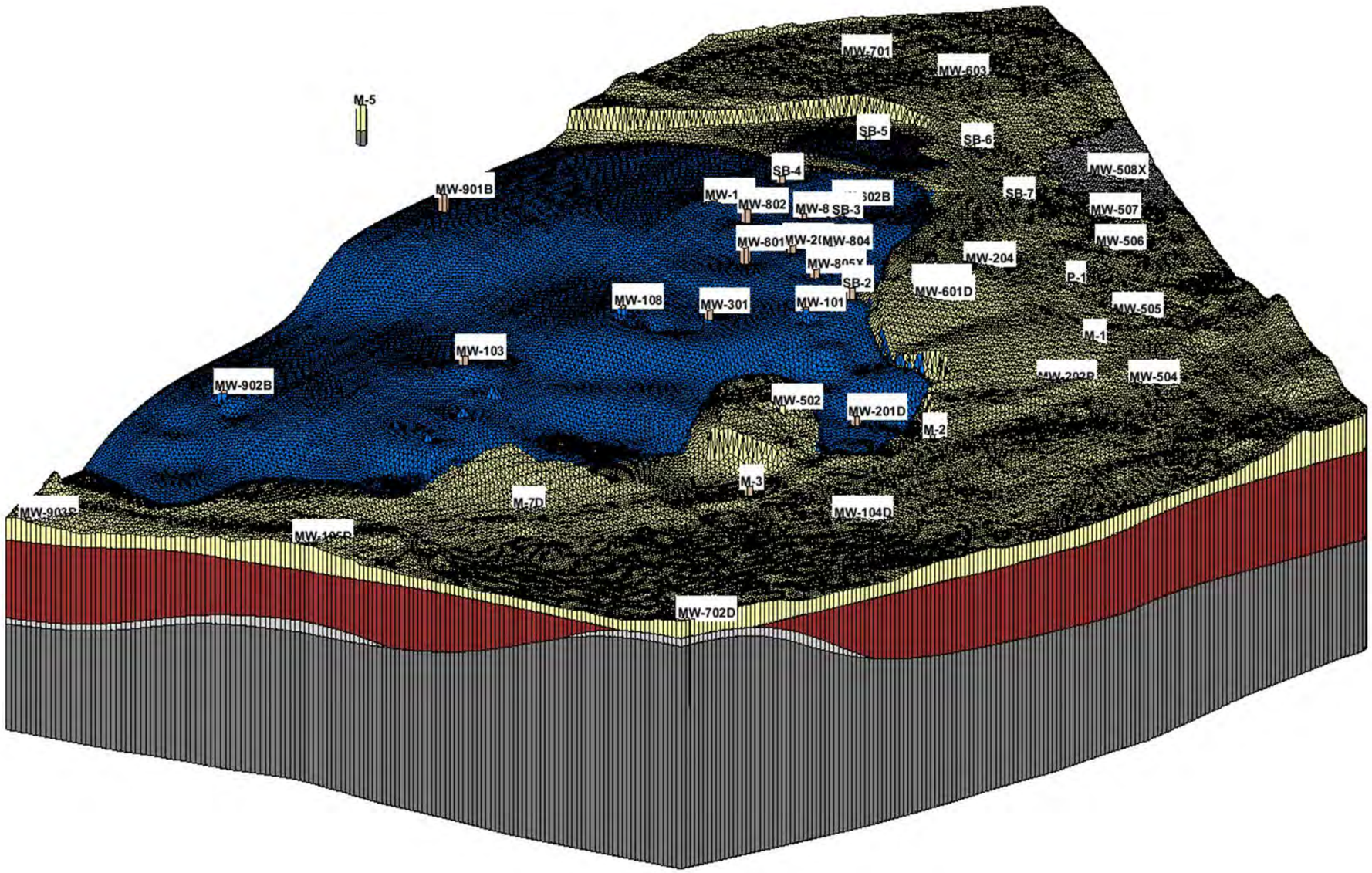

Locations with logged landfill material

Location	Logged Thickness (ft)
MW-101	22.1
MW-102	23
MW-103	8
MW-108	13.8
MW-201D	7
MW-205	20
MW-301X	17.6
MW-602B	3.5
MW-801	20.2
MW-802	11
MW-803	17
MW-804	12.8
MW-805X	15.3
MW-901	15.3
MW-902	21
SB-2	6
SB-3	9
SB-4	12.5
SB-5	2

NO.	ISSUE/DESCRIPTION	BY	DATE

UNLESS SPECIFICALLY STATED BY WRITTEN AGREEMENT, THIS DRAWING IS THE SOLE PROPERTY OF GZA GEOENVIRONMENTAL, INC. (GZA). THE INFORMATION SHOWN ON THE DRAWING IS SOLELY FOR USE BY GZA'S CLIENT OR THE CLIENT'S DESIGNATED REPRESENTATIVE FOR THE SPECIFIC PROJECT AND LOCATION IDENTIFIED ON THE DRAWING. THE DRAWING SHALL NOT BE TRANSFERRED, REUSED, COPIED, OR ALTERED IN ANY MANNER FOR USE AT ANY OTHER LOCTION OR FOR ANY OTHER PURPOSE WITHOUT THE PRIOR WRITTEN CONSENT OF GZA. ANY TRANSFER, REUSE, OR MODIFICATION TO THE DRAWING BY THE CLIENT OR OTHERS, WITHOUT THE PRIOR WRITTEN EXPRESS CONSENT OF GZA, WILL BE AT THE USER'S SOLE RISK AND WITHOUT ANY RISK OR LIABILITY TO GZA.

TROY MILLS LANDFILL
SUPERFUND SITE
TROY, NEW HAMPSHIRE

GEOSPATIAL MODEL (2022) – 3-DIMENSIONAL ORTHOGANAL VIEW OF MODEL (LOOKING E)

PREPARED BY:
GZA GeoEnvironmental, Inc.
Engineers and Scientists
www.gza.com

PREPARED FOR:
NHDES/EPA

PROJ MGR: MEM	REVIEWED BY: SRL	CHECKED BY: JMW	FIGURE
DESIGNED BY: JAS	DRAWN BY: JAS	SCALE: N/A	M-1I
DATE: JUNE 2023	PROJECT NO. 04.0190987.35	REVISION NO.	

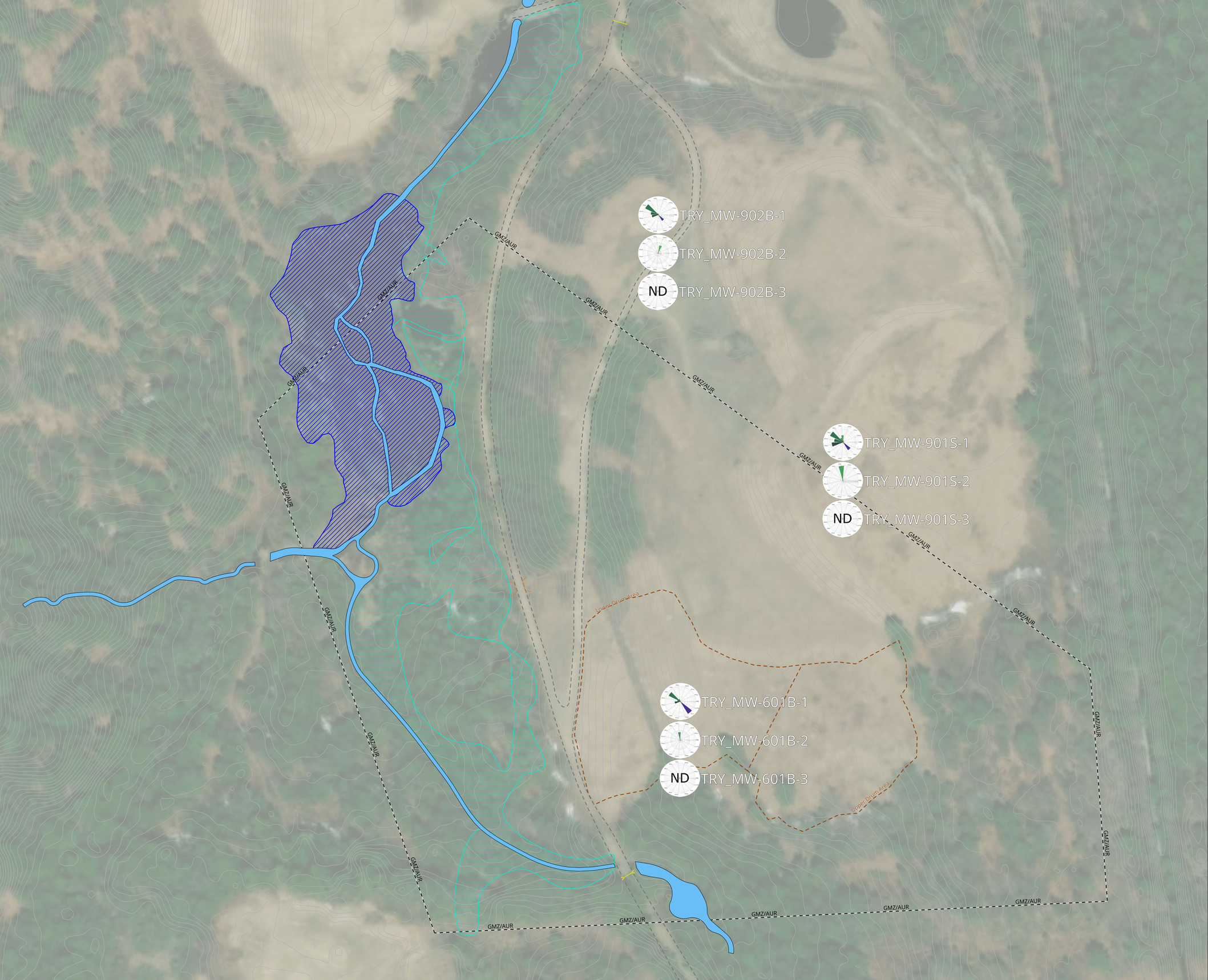

Notes:

1. Base plan is from NHDES GPS data points taken on September 29, 2011.
2. The groundwater management zone (GMZ)/activity and use restriction (AUR) line is from "groundwater management zone & activity and use restriction plan, Troy Mills Landfill, Troy, New Hampshire", prepared by TF Moran, Inc., dated December 18, 2006, revised January 17, 2007 and March 19, 2007.
3. A survey of the site wells was conducted during February 2005 by Conklin & Soroka of Cheshire, Connecticut. The benchmark point used for this survey was monitoring well TRY_M-3; its elevation was established as 1037.65 (PVC) according to the plan titled "Topographic Survey Depicting Monitoring Well Locations, Land of Troy Mills Landfill." The horizontal datum used to identify site monitoring wells is NAD 83/96 per NHDOT base station, following the New Hampshire State Plane projection, in units of U.S. survey feet.
4. Surface water sampling location SW-100 is located on Rockwood Brook to the north of the northernmost corner of the GMZ/AUR Line. The location of SW-100 was determined in the field and recorded with a handheld GPS unit in the Spring of 2016.

Legend

- River
- Pond
- Wetland
- Culverts
- Delineated Wetland
- Entrance Gate
- GMZ/AUR
- Gravel Access
- Lower Drum Area
- Upper Drum Area
- Town Line

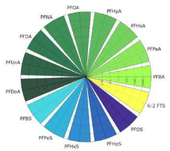

Each petal of the above visual represents an analyte in the PFAS group of chemicals. Greens are of the PFCA group. Blues are of the PFSA group. 6:2 FTS is not part of either of these groups. The gradient indicates the carbon chain length of the analyte. Darker colors are indicative of longer carbon chains and lighter colors are indicative of shorter carbon chains. Sample value magnitude is denoted by the length of the petal, starting at the center and moving outwards.

Soil sample suffixes indicate sample depth.
"-1" = 0-1 feet below ground surface
"-2" = 12.5-26 feet below ground surface
"-3" = 23-39 feet below ground surface

SCALE IN FEET
0 100 200 300 ft
N

UNLESS SPECIFICALLY STATED BY WRITTEN AGREEMENT, THIS DRAWING IS THE SOLE PROPERTY OF GZA GEOENVIRONMENTAL, INC. (GZA). THE INFORMATION SHOWN ON THE DRAWING IS SOLELY FOR THE USE BY GZA'S CLIENT OR THE CLIENT'S DESIGNATED REPRESENTATIVE FOR THE SPECIFIC PROJECT AND LOCATION IDENTIFIED ON THE DRAWING. THE DRAWING SHALL NOT BE TRANSFERRED, REUSED, COPIED, OR ALTERED IN ANY MANNER FOR USE AT ANY OTHER LOCATION OR FOR ANY OTHER PURPOSE WITHOUT THE PRIOR WRITTEN CONSENT OF GZA, ANY TRANSFER, REUSE, OR MODIFICATION TO THE DRAWING BY THE CLIENT OR OTHERS, WITHOUT THE PRIOR WRITTEN EXPRESS CONSENT OF GZA, WILL BE AT THE USER'S SOLE RISK AND WITHOUT ANY RISK OR LIABILITY TO GZA.

TROY MILLS LANDFILL
SUPERFUND SITE
TROY, NEW HAMPSHIRE

SOIL SAMPLING RESULTS

PREPARED BY: GZA GEOENVIRONMENTAL		PREPARED FOR: NHDES/EPA	
PROJ MGR: MEM	REVIEWED BY: SRL	CHECKED BY: JMW	FIGURE
DESIGNED BY: AE	DRAWN BY: AE	SCALE: Shown above	M-2
DATE JUNE 2023	PROJECT NO. 04.0190987.35	REVISION NO.	

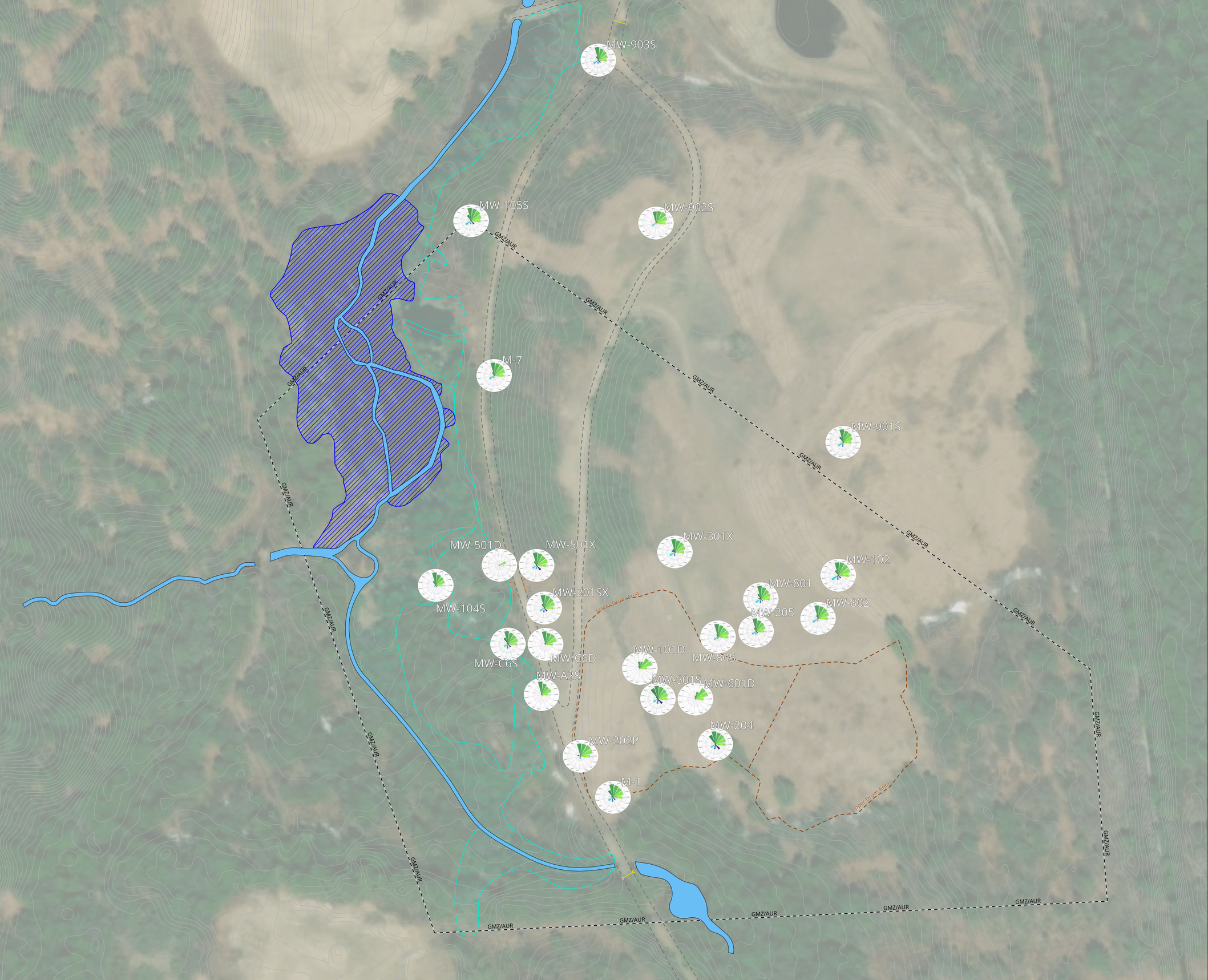

Notes:

1. Base plan is from NHDES GPS data points taken on September 29, 2011.
2. The groundwater management zone (GMZ)/activity and use restriction (AUR) line is from "groundwater management zone & activity and use restriction plan, Troy Mills Landfill, Troy, New Hampshire", prepared by TF Moran, Inc., dated December 18, 2006, revised January 17, 2007 and March 19, 2007.
3. A survey of the site wells was conducted during February 2005 by Conklin & Soroka of Cheshire, Connecticut. The benchmark point used for this survey was monitoring well TRY_M-3; its elevation was established as 1037.65 (PVC) according to the plan titled "Topographic Survey Depicting Monitoring Well Locations, Land of Troy Mills Landfill." The horizontal datum used to identify site monitoring wells is NAD 83/96 per NHDOT base station, following the New Hampshire State Plane projection, in units of U.S. survey feet.
4. Surface water sampling location SW-100 is located on Rockwood Brook to the north of the northernmost corner of the GMZ/AUR Line. The location of SW-100 was determined in the field and recorded with a handheld GPS unit in the Spring of 2016.

Legend

- River
- Pond
- Wetland
- Culverts
- Delineated Wetland
- Entrance Gate
- GMZ/AUR
- Gravel Access
- Lower Drum Area
- Upper Drum Area
- Town Line

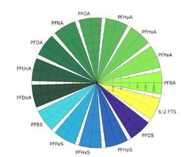

Each petal of the above visual represents an analyte in the PFAS group of chemicals. Greens are of the PFCA group. Blues are of the PFSA group. 6:2 FTS is not part of either of these groups. The gradient indicates the carbon chain length of the analyte. Darker colors are indicative of longer carbon chains and lighter colors are indicative of shorter carbon chains. Sample value magnitude is denoted by the length of the petal, starting at the center and moving outwards.

SCALE IN FEET

0 100 200 300 ft

N

UNLESS SPECIFICALLY STATED BY WRITTEN AGREEMENT, THIS DRAWING IS THE SOLE PROPERTY OF GZA GEOENVIRONMENTAL, INC. (GZA). THE INFORMATION SHOWN ON THE DRAWING IS SOLELY FOR THE USE BY GZA'S CLIENT OR THE CLIENT'S DESIGNATED REPRESENTATIVE FOR THE SPECIFIC PROJECT AND LOCATION IDENTIFIED ON THE DRAWING. THE DRAWING SHALL NOT BE TRANSFERRED, REUSED, COPIED, OR ALTERED IN ANY MANNER FOR USE AT ANY OTHER LOCATION OR FOR ANY OTHER PURPOSE WITHOUT THE PRIOR WRITTEN CONSENT OF GZA, ANY TRANSFER, REUSE, OR MODIFICATION TO THE DRAWING BY THE CLIENT OR OTHERS, WITHOUT THE PRIOR WRITTEN EXPRESS CONSENT OF GZA, WILL BE AT THE USER'S SOLE RISK AND WITHOUT ANY RISK OR LIABILITY TO GZA.

TROY MILLS LANDFILL
SUPERFUND SITE
TROY, NEW HAMPSHIRE

GROUNDWATER SAMPLING RESULTS
OVERBURDEN

PREPARED BY: GZA GEOENVIRONMENTAL		PREPARED FOR: NHDES/EPA	
PROJ MGR: MEM	REVIEWED BY: SRL	CHECKED BY: JMW	FIGURE
DESIGNED BY: AE	DRAWN BY: AE	SCALE: Shown above	M-3
DATE JUNE 2023	PROJECT NO. 04.0190987.35	REVISION NO.	

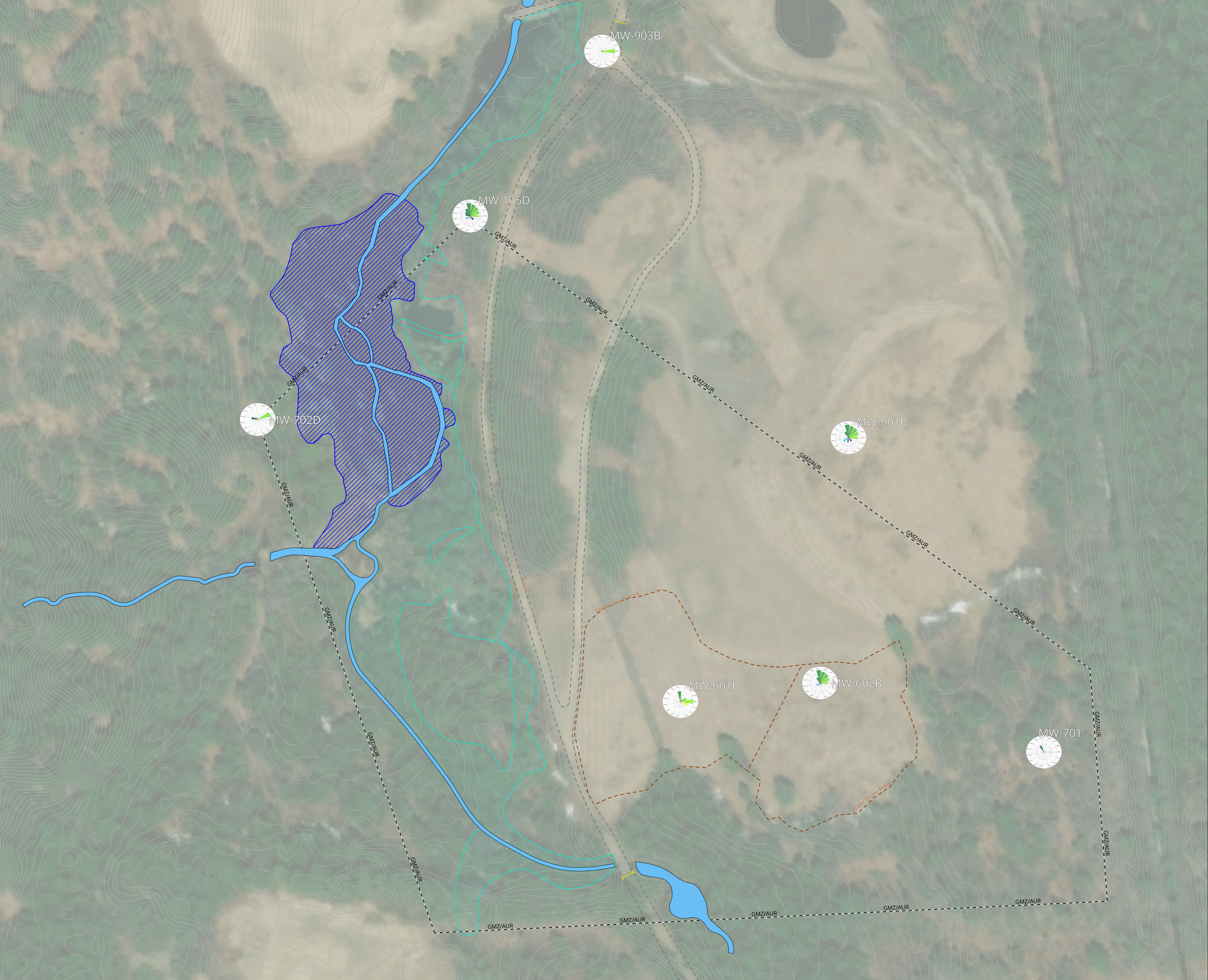

Notes:

1. Base plan is from NHDES GPS data points taken on September 29, 2011.
2. The groundwater management zone (GMZ)/activity and use restriction (AUR) line is from "groundwater management zone & activity and use restriction plan, Troy Mills Landfill, Troy, New Hampshire", prepared by TF Moran, Inc., dated December 18, 2006, revised January 17, 2007 and March 19, 2007.
3. A survey of the site wells was conducted during February 2005 by Conklin & Soroka of Cheshire, Connecticut. The benchmark point used for this survey was monitoring well TRY_M-3; its elevation was established as 1037.65 (PVC) according to the plan titled "Topographic Survey Depicting Monitoring Well Locations, Land of Troy Mills Landfill." The horizontal datum used to identify site monitoring wells is NAD 83/96 per NHDOT base station, following the New Hampshire State Plane projection, in units of U.S. survey feet.
4. Surface water sampling location SW-100 is located on Rockwood Brook to the north of the northernmost corner of the GMZ/AUR Line. The location of SW-100 was determined in the field and recorded with a handheld GPS unit in the Spring of 2016.

Legend

- River
- Pond
- Wetland
- Culverts
- Delineated Wetland
- Entrance Gate
- GMZ/AUR
- Gravel Access
- Lower Drum Area
- Upper Drum Area
- Town Line

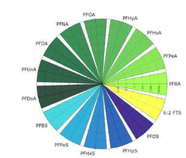

Each petal of the above visual represents an analyte in the PFAS group of chemicals. Greens are of the PFCA group. Blues are of the PFSA group. 6:2 FTS is not part of either of these groups. The gradient indicates the carbon chain length of the analyte. Darker colors are indicative of longer carbon chains and lighter colors are indicative of shorter carbon chains. Sample value magnitude is denoted by the length of the petal, starting at the center and moving outwards.

SCALE IN FEET

0 100 200 300 ft

N

UNLESS SPECIFICALLY STATED BY WRITTEN AGREEMENT, THIS DRAWING IS THE SOLE PROPERTY OF GZA GEOENVIRONMENTAL, INC. (GZA). THE INFORMATION SHOWN ON THE DRAWING IS SOLELY FOR THE USE BY GZA'S CLIENT OR THE CLIENT'S DESIGNATED REPRESENTATIVE FOR THE SPECIFIC PROJECT AND LOCATION IDENTIFIED ON THE DRAWING. THE DRAWING SHALL NOT BE TRANSFERRED, REUSED, COPIED, OR ALTERED IN ANY MANNER FOR USE AT ANY OTHER LOCATION OR FOR ANY OTHER PURPOSE WITHOUT THE PRIOR WRITTEN CONSENT OF GZA, ANY TRANSFER, REUSE, OR MODIFICATION TO THE DRAWING BY THE CLIENT OR OTHERS, WITHOUT THE PRIOR WRITTEN EXPRESS CONSENT OF GZA, WILL BE AT THE USER'S SOLE RISK AND WITHOUT ANY RISK OR LIABILITY TO GZA.

TROY MILLS LANDFILL
SUPERFUND SITE
TROY, NEW HAMPSHIRE

GROUNDWATER SAMPLING RESULTS
BEDROCK

PREPARED BY: GZA GEOENVIRONMENTAL		PREPARED FOR: NHDES/EPA	
PROJ MGR: MEM	REVIEWED BY: SRL	CHECKED BY: JMW	FIGURE
DESIGNED BY: AE	DRAWN BY: AE	SCALE: Shown above	M-4
DATE JUNE 2023	PROJECT NO. 04.0190987.35	REVISION NO.	

GZA GeoEnvironmental, Inc.